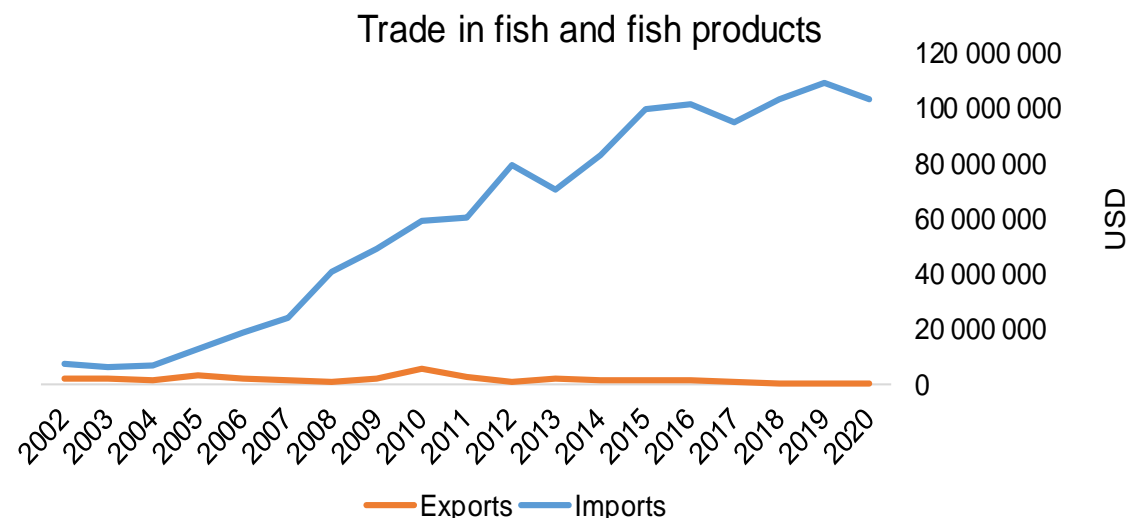




### COUNTRY BRIEF

Population	Ease of doing business rank
2 684 000	77th
Length of coastline	Exclusive fishing zone
909 km	19 788 km <sup>2</sup>
Average GDP growth	GDP per capita
-0.49%	USD 53 800



GDP from fisheries

N/A

Fish available for consumption

22.3 kg/capita

Imports of fish and fish  
products - 2020

USD 103 526 520

Agricultural GDP from fisheries

N/A

Fisheries and aquaculture  
production

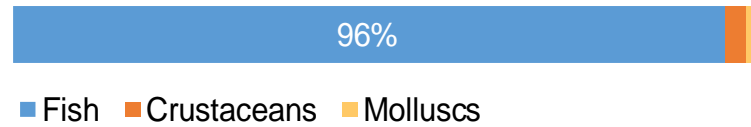
Total	15 109 tonnes
Fisheries	100%
Aquaculture	0%

Exports of fish and fish  
products - 2020

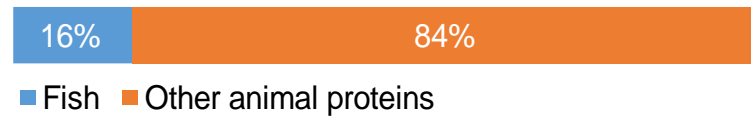
USD 188 950

## Production and Trade Breakdown

### Production by volume



### Imports by value



### Exports by value



## Production - Top 10 Species (Volume)

		Tonnes
1 <sup>st</sup>	Emperors (Scavengers) nei	3 087
2 <sup>nd</sup>	Narrow-barred Spanish mackerel	2 507
3 <sup>rd</sup>	Groupers nei	1 032
4 <sup>th</sup>	Marine fishes nei	1 028
5 <sup>th</sup>	Spinefeet (Rabbitfishes) nei	929
6 <sup>th</sup>	Giant trevally	550
7 <sup>th</sup>	Kawakawa	545
8 <sup>th</sup>	Yellowtail scad	439
9 <sup>th</sup>	Blue swimming crab	428
10 <sup>th</sup>	Queenfishes	405

## Imports - Top 10 Products (Value)

			USD
1 <sup>st</sup>	Shrimps, prawns	frozen	12 289 250
		HS 0306.17	
2 <sup>nd</sup>	Tunas, skipjack, bonito	prepared or preserved; whole or in pieces	10 821 200
		HS 1604.14	
3 <sup>rd</sup>	Shrimps, prawns	frozen; cold-water species	9 845 300
		HS 0306.16	
4 <sup>th</sup>	Seabass	fresh or chilled; excluding fillets, livers and roes	8 194 160
		HS 0302.84	
5 <sup>th</sup>	Pacific salmon	fresh or chilled; excluding fillets, livers and roes	5 193 300
		HS 0302.13	
6 <sup>th</sup>	Flat fish	frozen; excluding fillets, livers and roes	4 103 960
		HS 0303.39	
7 <sup>th</sup>	Oysters	live, fresh or chilled	3 702 330
		HS 0307.11	
8 <sup>th</sup>	Catfish	frozen fillets	3 300 740
		HS 0304.62	
9 <sup>th</sup>	Atlantic, Danube salmon	fresh or chilled; excluding fillets, livers and roes	3 167 780
		HS 0302.14	
10 <sup>th</sup>	Trout	fresh or chilled; excluding fillets, livers and roes	2 756 030
		HS 0302.11	

## Exports - Top 10 Products (Value)

			USD
1 <sup>st</sup>	Molluscs	prepared or preserved	72 700
		HS 1605.59	
2 <sup>nd</sup>	Fish	prepared or preserved	34 780
		HS 1604.20	
3 <sup>rd</sup>	Molluscs	live, fresh or chilled	27 550
		HS 0307.91	
4 <sup>th</sup>	Crustaceans, other than species in 0306	dried, smoked, salted or in brine, flours, meals, pellets	27 280
		HS 0306.99	
5 <sup>th</sup>	Fish	live	26 640
		HS 0301.99	

# A GLOBEFISH Product

# Information, Disclaimer

# Sources

Established in 1984, GLOBEFISH is a multi-donor funded project in the Fisheries Division of the Food and Agriculture Organization of the United Nations (FAO), responsible for providing up-to-date market and trade information on fish and fish products.

[Visit our website](#)

[Subscribe to our newsletter](#) or [email us](#)

## Recent Publications



### [Globefish Highlights](#)

Our flagship publication, focused on prices and analysis of market trends covering a variety of major commodities. Released quarterly.



### [Chinese Fish Price Report](#)

Comprehensive coverage of Chinese price trends, market information for commercially significant species, along with industry news and policy updates. Released quarterly.



### [European Price Report](#)

Market and price analysis for fish and fish products in the European market. Released monthly.



This is the second edition of the GLOBEFISH Market Profiles produced for this country, and was made at the beginning of 2023.

These profiles are based on nationally reported data or information published by international agencies. As the profile is intended to reflect the most up to date information available, reporting years may vary between sections and commodities.

The designations employed and the presentation of material in this information product do not imply the expression of any opinion whatsoever on the part of FAO concerning the legal or constitutional status of any country, territory or sea area, or the delimitation of frontiers or boundaries.

The data herein presented is compiled by FAO staff at the time of its production, "as is" and "as available", and every effort is made to ensure, but not guarantee, their timeliness, accuracy and completeness. FAO assumes no responsibility for errors and omissions in the data provided. Users are, however, kindly asked to report any errors or deficiencies in this product to FAO GLOBEFISH ([globefish@fao.org](mailto:globefish@fao.org)).

### Please note

Re-exports and re-imports are not included. The term N/A has been used to indicate that information was not found in the indicated sources. The classification of fish and fish products as either processed or unprocessed is very broad and is intended for indicative purposes only.

### [HS codes for fish and fish products](#)

International trade codes for fish and fish products in a user friendly format.



Sources and time periods:

-Fishing and aquaculture production (2020):  
FAO's [Global Fishery and Aquaculture Production Statistics](#)

-Fish available for consumption (2017):  
FAO's [Fishery and Aquaculture Statistics 2019](#)

-Population (2020), GDP Growth (2016-2020), GDP per Capita (2020):  
IMF's [World Economic Outlook Databases](#)

-Imports, Exports and Share of Trade (2020):  
FAO's [Global Fishery and Aquaculture Commodities Statistics](#)

-GDP, GDP from fisheries, GDP from agriculture (2020):  
World Bank's [World Development Indicators](#),  
OECD's [National Accounts Statistics](#) or  
UNSD's [National Accounts](#)

-Ease of doing business (2020):  
World Bank's [Ease of Doing Business](#) ranking

-Length of Coastline, Exclusive Economic Zone, Exclusive Fishing Zone (2003):  
UNEP's [Global Environment Outlook](#)

### [GLOBEFISH](#)

Explore more market information on the GLOBEFISH website



### [European Price Dashboard](#)

Hundreds of prices, updated every Monday

