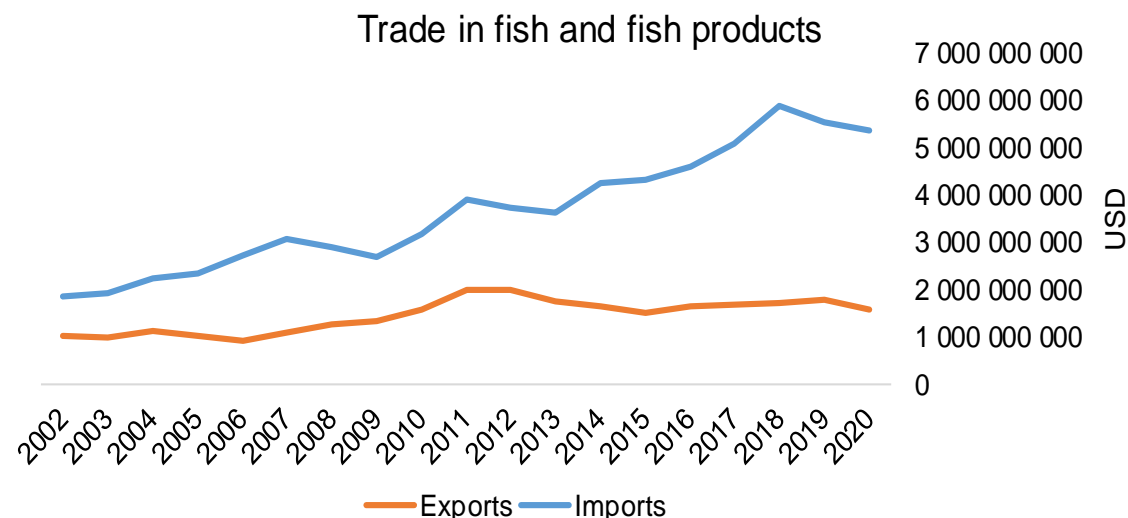




COUNTRY BRIEF

Population	Ease of doing business rank
51 836 000	5th
Length of coastline	Exclusive economic zone
12 478 km	202 585 km ²
Average GDP growth	GDP per capita
2.77%	USD 31 700



GDP from fisheries

N/A

Fish available for consumption

N/A

Imports of fish and fish
products - 2020

USD 5 384 911 920

Agricultural GDP from fisheries

N/A

Fisheries and aquaculture
production

Total 1 934 265 tonnes

Fisheries 71%

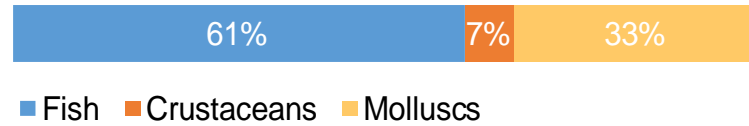
Aquaculture 29%

Exports of fish and fish
products - 2020


USD 1 584 950 730

Production and Trade Breakdown

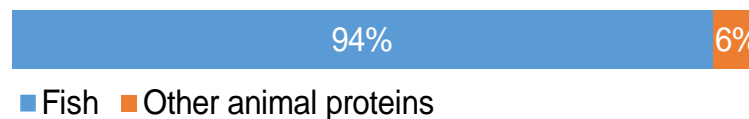
Production by volume



Imports by value



Exports by value



Production - Top 10 Species (Volume)

		Tonnes
1 st	Pacific cupped oyster	325 889
2 nd	Japanese anchovy	216 748
3 rd	Skipjack tuna	212 710
4 th	Pacific chub mackerel	77 651
5 th	Largehead hairtail	65 720
6 th	Korean mussel	62 601
7 th	Yellowfin tuna	59 382
8 th	Japanese flying squid	56 621
9 th	Bastard halibut	46 995
10 th	Japanese carpet shell	45 755

Imports - Top 10 Products (Value)

			USD
1 st	Fish, other than species in 0303	frozen; excluding fillets, livers and roes HS 0303.89	464 320 670
2 nd	Shrimps, prawns	frozen HS 0306.17	441 702 330
3 rd	Crabs	live, fresh or chilled HS 0306.33	410 734 080
4 th	Squid, cuttlefish	frozen HS 0307.43	349 850 420
5 th	Octopus	frozen HS 0307.52	349 331 710
6 th	Fish	live HS 0301.99	255 748 800
7 th	Fish, other than species in 0304	frozen meat; excluding fillets, livers and roes HS 0304.99	251 694 340
8 th	Atlantic, Danube salmon	fresh or chilled; excluding fillets, livers and roes HS 0302.14	227 199 270
9 th	Alaska Pollack	frozen; excluding fillets, livers and roes HS 0303.67	195 227 390
10 th	Crabs	frozen HS 0306.14	147 888 200

Exports - Top 10 Products (Value)

			USD
1 st	Tunas, skipjack, stripe-bellied bonito	frozen fillets HS 0304.87	200 901 880
2 nd	Skipjack, stripe-bellied bonito	frozen; excluding fillets, livers and roes HS 0303.43	155 778 070
3 rd	Crabs	live, fresh or chilled HS 0306.33	106 139 930
4 th	Fish	prepared or preserved HS 1604.20	99 510 850
5 th	Yellowfin tunas	frozen; excluding fillets, livers and roes HS 0303.42	86 879 990
6 th	Fish, other than species in 0303	frozen; excluding fillets, livers and roes HS 0303.89	60 004 460
7 th	Cod	frozen; excluding fillets, livers and roes HS 0303.63	56 121 950
8 th	Fish	live HS 0301.99	48 715 440
9 th	Abalone	live, fresh or chilled HS 0307.81	47 475 150
10 th	Flours, meals, pellets. Unfit for human consumption	from fish or aquatic invertebrates HS 2301.20	44 591 040

A GLOBEFISH Product

Information, Disclaimer

Sources

Established in 1984, GLOBEFISH is a multi-donor funded project in the Fisheries Division of the Food and Agriculture Organization of the United Nations (FAO), responsible for providing up-to-date market and trade information on fish and fish products.

[Visit our website](#)

[Subscribe to our newsletter](#) or [email us](#)

Recent Publications



[Globefish Highlights](#)

Our flagship publication, focused on prices and analysis of market trends covering a variety of major commodities. Released quarterly.



[Chinese Fish Price Report](#)

Comprehensive coverage of Chinese price trends, market information for commercially significant species, along with industry news and policy updates. Released quarterly.



[European Price Report](#)

Market and price analysis for fish and fish products in the European market. Released monthly.



This is the second edition of the GLOBEFISH Market Profiles produced for this country, and was made at the beginning of 2023.

These profiles are based on nationally reported data or information published by international agencies. As the profile is intended to reflect the most up to date information available, reporting years may vary between sections and commodities.

The designations employed and the presentation of material in this information product do not imply the expression of any opinion whatsoever on the part of FAO concerning the legal or constitutional status of any country, territory or sea area, or the delimitation of frontiers or boundaries.

The data herein presented is compiled by FAO staff at the time of its production, "as is" and "as available", and every effort is made to ensure, but not guarantee, their timeliness, accuracy and completeness. FAO assumes no responsibility for errors and omissions in the data provided. Users are, however, kindly asked to report any errors or deficiencies in this product to FAO GLOBEFISH (globefish@fao.org).

Please note

Re-exports and re-imports are not included. The term N/A has been used to indicate that information was not found in the indicated sources. The classification of fish and fish products as either processed or unprocessed is very broad and is intended for indicative purposes only.

[HS codes for fish and fish products](#)

International trade codes for fish and fish products in a user friendly format.



Sources and time periods:

-Fishing and aquaculture production (2020):
FAO's [Global Fishery and Aquaculture Production Statistics](#)

-Fish available for consumption (2017):
FAO's [Fishery and Aquaculture Statistics 2019](#)

-Population (2020), GDP Growth (2016-2020), GDP per Capita (2020):
IMF's [World Economic Outlook Databases](#)

-Imports, Exports and Share of Trade (2020):
FAO's [Global Fishery and Aquaculture Commodities Statistics](#)

-GDP, GDP from fisheries, GDP from agriculture (2020):
World Bank's [World Development Indicators](#),
OECD's [National Accounts Statistics](#) or
UNSD's [National Accounts](#)

-Ease of doing business (2020):
World Bank's [Ease of Doing Business](#) ranking

-Length of Coastline, Exclusive Economic Zone, Exclusive Fishing Zone (2003):
UNEP's [Global Environment Outlook](#)

[GLOBEFISH](#)

Explore more market information on the GLOBEFISH website



[European Price Dashboard](#)

Hundreds of prices, updated every Monday

