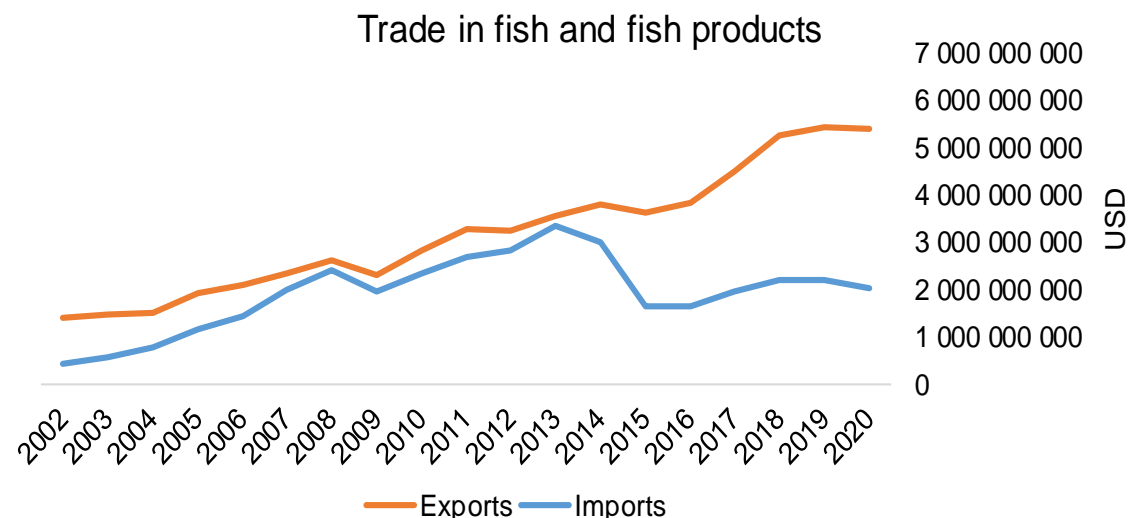




COUNTRY BRIEF

Population	Ease of doing business rank
146 171 000	28th
Length of coastline	Exclusive economic zone
110 310 km	6 255 800 km ²
Average GDP growth	GDP per capita
5.97%	USD 10 200



GDP from fisheries

N/A

Fish available for consumption

20.1 kg/capita

Imports of fish and fish products - 2020

USD 2 036 883 000

Agricultural GDP from fisheries

N/A

Fisheries and aquaculture production

Total 5 342 456 tonnes

Fisheries 95%

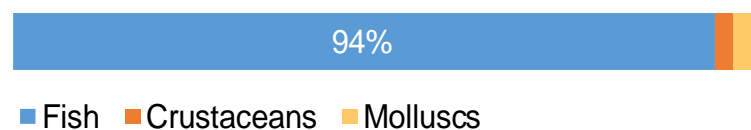
Aquaculture 5%

Exports of fish and fish products - 2020


USD 5 404 025 000

Production and Trade Breakdown

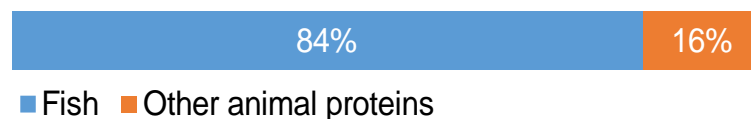
Production by volume



Imports by value



Exports by value



Production - Top 10 Species (Volume)

		Tonnes
1 st	Alaska pollock (Walleye poll.)	1 827 317
2 nd	Pacific herring	403 481
3 rd	Pacific sardine	315 434
4 th	Atlantic cod	315 079
5 th	Blue whiting (Poutassou)	181 496
6 th	Pink (Humpback) salmon	175 810
7 th	Pacific cod	165 369
8 th	Atlantic mackerel	137 841
9 th	Schoolmaster gonate squid	110 794
10 th	Atlantic herring	100 975

Imports - Top 10 Products (Value)

			USD
1 st	Shrimps, prawns	frozen	295 025 000
		HS 0306.17	
2 nd	Atlantic, Danube salmon	frozen; excluding fillets, livers and roes	236 538 000
		HS 0303.13	
3 rd	Mackerel	frozen; excluding fillets, livers and roes	110 275 000
		HS 0303.54	
4 th	Atlantic, Danube salmon	fresh or chilled; excluding fillets, livers and roes	110 072 000
		HS 0302.14	
5 th	Fish, other than species in 0303	frozen; excluding fillets, livers and roes	107 638 000
		HS 0303.89	
6 th	Trout	frozen; excluding fillets, livers and roes	98 316 000
		HS 0303.14	
7 th	Fish, other than species in 0305.3	dried, salted or in brine; not smoked	72 829 000
		HS 0305.39	
8 th	Trout	fresh or chilled; excluding fillets, livers and roes	66 752 000
		HS 0302.11	
9 th	Fish, other than species in 0304	frozen meat; excluding fillets, livers and roes	61 687 000
		HS 0304.99	
10 th	Caviar substitutes	prepared from fish eggs	60 839 000
		HS 1604.32	

Exports - Top 10 Products (Value)

			USD
1 st	Crabs	frozen	935 827 000
		HS 0306.14	
2 nd	Alaska Pollack	frozen; excluding fillets, livers and roes	890 773 000
		HS 0303.67	
3 rd	Crabs	live, fresh or chilled	652 820 000
		HS 0306.33	
4 th	Cod	frozen; excluding fillets, livers and roes	617 255 000
		HS 0303.63	
5 th	Pacific salmon	frozen; excluding fillets, livers and roes	255 317 000
		HS 0303.12	
6 th	Cod	frozen fillets	253 498 000
		HS 0304.71	
7 th	Livers, roes, milt	frozen	240 192 000
		HS 0303.91	
8 th	Alaska Pollack	frozen fillets	155 832 000
		HS 0304.75	
9 th	Herrings	frozen; excluding fillets, livers and roes	145 772 000
		HS 0303.51	
10 th	Mackerel	frozen; excluding fillets, livers and roes	133 626 000
		HS 0303.54	

A GLOBEFISH Product

Information, Disclaimer

Sources

Established in 1984, GLOBEFISH is a multi-donor funded project in the Fisheries Division of the Food and Agriculture Organization of the United Nations (FAO), responsible for providing up-to-date market and trade information on fish and fish products.

[Visit our website](#)

[Subscribe to our newsletter](#) or [email us](#)

Recent Publications



[Globefish Highlights](#)

Our flagship publication, focused on prices and analysis of market trends covering a variety of major commodities. Released quarterly.



[Chinese Fish Price Report](#)

Comprehensive coverage of Chinese price trends, market information for commercially significant species, along with industry news and policy updates. Released quarterly.



[European Price Report](#)

Market and price analysis for fish and fish products in the European market. Released monthly.



This is the second edition of the GLOBEFISH Market Profiles produced for this country, and was made at the beginning of 2023.

These profiles are based on nationally reported data or information published by international agencies. As the profile is intended to reflect the most up to date information available, reporting years may vary between sections and commodities.

The designations employed and the presentation of material in this information product do not imply the expression of any opinion whatsoever on the part of FAO concerning the legal or constitutional status of any country, territory or sea area, or the delimitation of frontiers or boundaries.

The data herein presented is compiled by FAO staff at the time of its production, "as is" and "as available", and every effort is made to ensure, but not guarantee, their timeliness, accuracy and completeness. FAO assumes no responsibility for errors and omissions in the data provided. Users are, however, kindly asked to report any errors or deficiencies in this product to FAO GLOBEFISH (globefish@fao.org).

Please note

Re-exports and re-imports are not included. The term N/A has been used to indicate that information was not found in the indicated sources. The classification of fish and fish products as either processed or unprocessed is very broad and is intended for indicative purposes only.

[HS codes for fish and fish products](#)

International trade codes for fish and fish products in a user friendly format.



Sources and time periods:

-Fishing and aquaculture production (2020):
FAO's [Global Fishery and Aquaculture Production Statistics](#)

-Fish available for consumption (2017):
FAO's [Fishery and Aquaculture Statistics 2019](#)

-Population (2020), GDP Growth (2016-2020), GDP per Capita (2020):
IMF's [World Economic Outlook Databases](#)

-Imports, Exports and Share of Trade (2020):
FAO's [Global Fishery and Aquaculture Commodities Statistics](#)

-GDP, GDP from fisheries, GDP from agriculture (2020):
World Bank's [World Development Indicators](#),
OECD's [National Accounts Statistics](#) or
UNSD's [National Accounts](#)

-Ease of doing business (2020):
World Bank's [Ease of Doing Business](#) ranking

-Length of Coastline, Exclusive Economic Zone, Exclusive Fishing Zone (2003):
UNEP's [Global Environment Outlook](#)

[GLOBEFISH](#)

Explore more market information on the GLOBEFISH website



[European Price Dashboard](#)

Hundreds of prices, updated every Monday

