



COUNTRY BRIEF

Population	Ease of doing business rank
111 000	130th
Length of coastline	Exclusive economic zone
264 km	32 320 km ²
Average GDP growth	GDP per capita
1.79%	USD 7 900

GDP from fisheries

0.42%

Fish available for consumption

N/A

Imports of fish and fish products
- 2020

USD 1 834 760

Agricultural GDP from fisheries

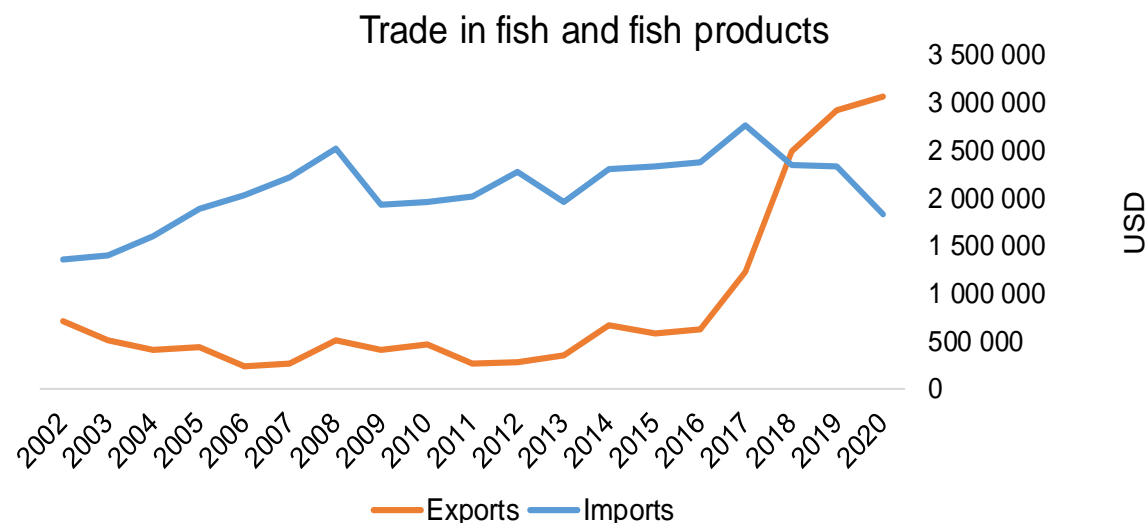
4.30%

Fisheries and aquaculture
production

Total	2 124 tonnes
Fisheries	100%
Aquaculture	0%

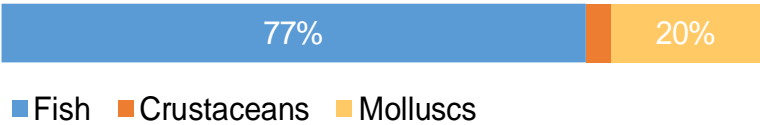
Exports of fish and fish products
- 2020

USD 3 076 470

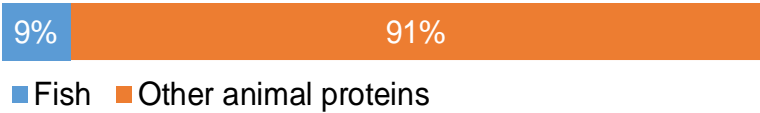
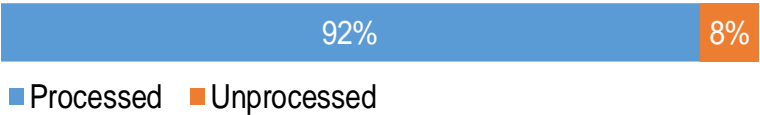


Production and Trade Breakdown

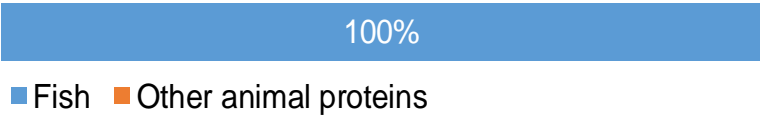
Production by volume



Imports by value



Exports by value



Production - Top 10 Species (Volume)

		Tonnes
1 st	Stromboid conchs nei	416
2 nd	Bigeye scad	302
3 rd	Albacore	252
4 th	Yellowfin tuna	226
5 th	Bigeye tuna	220
6 th	Common dolphinfish	117
7 th	Mackerel scad	81
8 th	Caribbean spiny lobster	72
9 th	Great barracuda	65
10 th	Balao halfbeak	48

Imports - Top 10 Products (Value)

1 st	Fish	dried, whether or not salted; not smoked HS 0305.59	USD 715 800
2 nd	Fish	dried, whether or not salted; not smoked HS 0305.53	384 000
3 rd	Tunas, skipjack, bonito	prepared or preserved; whole or in pieces HS 1604.14	174 200
4 th	Sardines, sardinella, brisling or sprats	prepared or preserved; whole or in pieces HS 1604.13	162 500
5 th	Shrimps, prawns	frozen; cold-water species HS 0306.16	110 290
6 th	Fish, other than species in 0305	salted or in brine, not dried or smoked HS 0305.69	54 130
7 th	Herrings	smoked, including fillets HS 0305.42	45 850
8 th	Fish, other than species in 0305.4	smoked, including fillets HS 0305.49	29 540
9 th	Fish	prepared or preserved HS 1604.20	24 880
10 th	Fish	fresh or chilled fillets HS 0304.44	24 850

Exports - Top 10 Products (Value)

1 st	Crustaceans	frozen; includes derivative flours, meals and pellets HS 0306.19	USD 900 000
2 nd	Crustaceans, other than species in 0306	dried, smoked, salted or in brine, flours, meals, pellets HS 0306.99	700 010
3 rd	Yellowfin tunas	frozen; excluding fillets, livers and roes HS 0303.42	419 000
4 th	Rock lobster, other sea crawfish	dried, smoked, salted or in brine HS 0306.91	400 000
5 th	Rock lobster, other sea crawfish	frozen HS 0306.11	190 400
6 th	Lobsters	frozen HS 0306.12	187 740
7 th	Fish	live HS 0301.99	175 000
8 th	Lobsters	dried, smoked, salted or in brine HS 0306.92	30 000
9 th	Swordfish	frozen; excluding fillets, livers and roes HS 0303.57	18 610
10 th	Tunas, skipjack, stripe- bellied bonito	frozen fillets HS 0304.87	18 190

A GLOBEFISH Product

Information, Disclaimer

Sources

Established in 1984, GLOBEFISH is a multi-donor funded project in the Fisheries Division of the Food and Agriculture Organization of the United Nations (FAO), responsible for providing up-to-date market and trade information on fish and fish products.

[Visit our website](#)

[Subscribe to our newsletter](#) or [email us](#)

Recent Publications



[Globefish Highlights](#)

Our flagship publication, focused on prices and analysis of market trends covering a variety of major commodities. Released quarterly.



[Chinese Fish Price Report](#)

Comprehensive coverage of Chinese price trends, market information for commercially significant species, along with industry news and policy updates. Released quarterly.



[European Price Report](#)

Market and price analysis for fish and fish products in the European market. Released monthly.



This is the second edition of the GLOBEFISH Market Profiles produced for this country, and was made at the beginning of 2023.

These profiles are based on nationally reported data or information published by international agencies. As the profile is intended to reflect the most up to date information available, reporting years may vary between sections and commodities.

The designations employed and the presentation of material in this information product do not imply the expression of any opinion whatsoever on the part of FAO concerning the legal or constitutional status of any country, territory or sea area, or the delimitation of frontiers or boundaries.

The data herein presented is compiled by FAO staff at the time of its production, "as is" and "as available", and every effort is made to ensure, but not guarantee, their timeliness, accuracy and completeness. FAO assumes no responsibility for errors and omissions in the data provided. Users are, however, kindly asked to report any errors or deficiencies in this product to FAO GLOBEFISH (globefish@fao.org).

Please note

Re-exports and re-imports are not included. The term N/A has been used to indicate that information was not found in the indicated sources. The classification of fish and fish products as either processed or unprocessed is very broad and is intended for indicative purposes only.

[HS codes for fish and fish products](#)

International trade codes for fish and fish products in a user friendly format.



Sources and time periods:

-Fishing and aquaculture production (2020):
FAO's [Global Fishery and Aquaculture Production Statistics](#)

-Fish available for consumption (2017):
FAO's [Fishery and Aquaculture Statistics 2019](#)

-Population (2020), GDP Growth (2016-2020), GDP per Capita (2020):
IMF's [World Economic Outlook Databases](#)

-Imports, Exports and Share of Trade (2020):
FAO's [Global Fishery and Aquaculture Commodities Statistics](#)

-GDP, GDP from fisheries, GDP from agriculture (2020):
World Bank's [World Development Indicators](#),
OECD's [National Accounts Statistics](#) or
UNSD's [National Accounts](#)

-Ease of doing business (2020):
World Bank's [Ease of Doing Business](#) ranking

-Length of Coastline, Exclusive Economic Zone, Exclusive Fishing Zone (2003):
UNEP's [Global Environment Outlook](#)

[GLOBEFISH](#)

Explore more market information on the GLOBEFISH website



[European Price Dashboard](#)

Hundreds of prices, updated every Monday

