



COUNTRY BRIEF

Population	Ease of doing business rank
35 013 000	62nd
Length of coastline	EEZ/EFZ
7 572 km	N/A
Average GDP growth	GDP per capita
2.82%	USD 20 100

GDP from fisheries

N/A

Fish available for consumption

11.3 kg/capita

Imports of fish and fish
products - 2020

USD 674 210 290

Agricultural GDP from fisheries

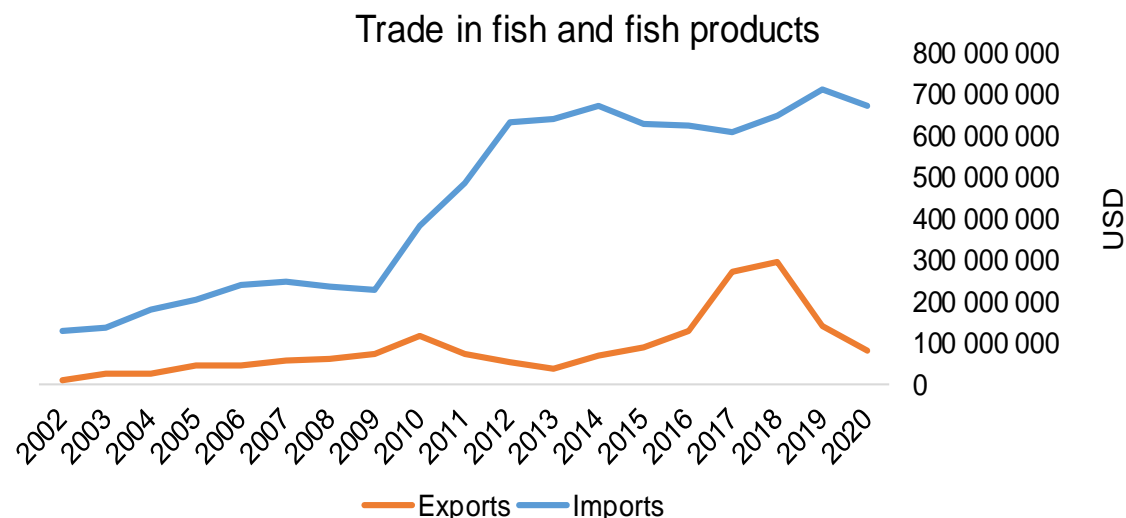
N/A

Fisheries and aquaculture
production

Total	161 849 tonnes
Fisheries	38%
Aquaculture	62%

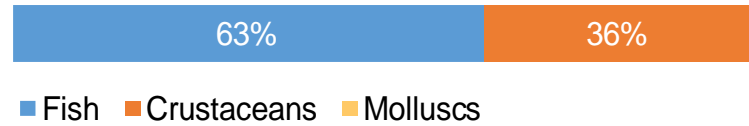
Exports of fish and fish
products - 2020

USD 81 765 200

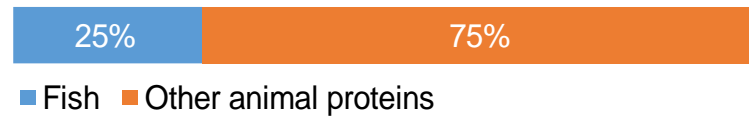


Production and Trade Breakdown

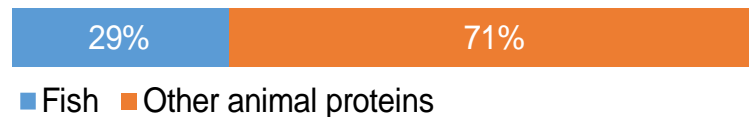
Production by volume



Imports by value



Exports by value



Production - Top 10 Species (Volume)

		Tonnes
1 st	Whiteleg shrimp	46 630
2 nd	Nile tilapia	21 168
3 rd	Barramundi (Giant seaperch)	18 303
4 th	Gilthead seabream	10 984
5 th	Green tiger prawn	6 882
6 th	Narrow-barred Spanish mackerel	4 461
7 th	Emperors (Scavengers) nei	4 011
8 th	Indian mackerel	3 595
9 th	Blue swimming crab	3 433
10 th	King soldier bream	2 232

Imports - Top 10 Products (Value)

			USD
1 st	Tunas, skipjack, bonito	prepared or preserved; whole or in pieces HS 1604.14	253 167 780
2 nd	Shrimps, prawns	frozen HS 0306.17	62 023 270
3 rd	Atlantic, Danube salmon	fresh or chilled; excluding fillets, livers and roes HS 0302.14	35 686 420
4 th	Trout	fresh or chilled; excluding fillets, livers and roes HS 0302.11	30 735 030
5 th	Salmonidae	frozen; excluding fillets, livers and roes HS 0303.19	28 307 910
6 th	Mackerel	fresh or chilled; excluding fillets, livers and roes HS 0302.44	27 148 070
7 th	Fish, other than species in 0304	frozen meat; excluding fillets, livers and roes HS 0304.99	25 835 020
8 th	Flours, meals, pellets. Unfit for human consumption	from fish or aquatic invertebrates HS 2301.20	19 492 770
9 th	Fish, other than species in 0303	frozen; excluding fillets, livers and roes HS 0303.89	15 547 310
10 th	Shrimps, prawns	frozen; cold-water species HS 0306.16	13 925 270

Exports - Top 10 Products (Value)

			USD
1 st	Shrimps, prawns	frozen HS 0306.17	59 892 820
2 nd	Mackerel	fresh or chilled; excluding fillets, livers and roes HS 0302.44	6 069 110
3 rd	Fish, other than species in 0304	frozen meat; excluding fillets, livers and roes HS 0304.99	5 624 870
4 th	Squid, cuttlefish	dried, smoked, salted or in brine HS 0307.49	2 516 390
5 th	Fish, other than species in 0303	frozen; excluding fillets, livers and roes HS 0303.89	2 171 900
6 th	Shrimps, prawns	dried, smoked, salted or in brine HS 0306.95	1 323 470
7 th	Mackerel	frozen; excluding fillets, livers and roes HS 0303.54	1 266 440
8 th	Crabs	frozen HS 0306.14	834 760
9 th	Fish	live HS 0301.99	791 770
10 th	Jack, horse mackerel	frozen; excluding fillets, livers and roes HS 0303.55	254 000

A GLOBEFISH Product

Information, Disclaimer

Sources

Established in 1984, GLOBEFISH is a multi-donor funded project in the Fisheries Division of the Food and Agriculture Organization of the United Nations (FAO), responsible for providing up-to-date market and trade information on fish and fish products.

[Visit our website](#)

[Subscribe to our newsletter](#) or [email us](#)

Recent Publications



[Globefish Highlights](#)

Our flagship publication, focused on prices and analysis of market trends covering a variety of major commodities. Released quarterly.



[Chinese Fish Price Report](#)

Comprehensive coverage of Chinese price trends, market information for commercially significant species, along with industry news and policy updates. Released quarterly.



[European Price Report](#)

Market and price analysis for fish and fish products in the European market. Released monthly.



This is the second edition of the GLOBEFISH Market Profiles produced for this country, and was made at the beginning of 2023.

These profiles are based on nationally reported data or information published by international agencies. As the profile is intended to reflect the most up to date information available, reporting years may vary between sections and commodities.

The designations employed and the presentation of material in this information product do not imply the expression of any opinion whatsoever on the part of FAO concerning the legal or constitutional status of any country, territory or sea area, or the delimitation of frontiers or boundaries.

The data herein presented is compiled by FAO staff at the time of its production, "as is" and "as available", and every effort is made to ensure, but not guarantee, their timeliness, accuracy and completeness. FAO assumes no responsibility for errors and omissions in the data provided. Users are, however, kindly asked to report any errors or deficiencies in this product to FAO GLOBEFISH (globefish@fao.org).

Please note

Re-exports and re-imports are not included. The term N/A has been used to indicate that information was not found in the indicated sources. The classification of fish and fish products as either processed or unprocessed is very broad and is intended for indicative purposes only.

[HS codes for fish and fish products](#)

International trade codes for fish and fish products in a user friendly format.



Sources and time periods:

-Fishing and aquaculture production (2020):
FAO's [Global Fishery and Aquaculture Production Statistics](#)

-Fish available for consumption (2017):
FAO's [Fishery and Aquaculture Statistics 2019](#)

-Population (2020), GDP Growth (2016-2020), GDP per Capita (2020):
IMF's [World Economic Outlook Databases](#)

-Imports, Exports and Share of Trade (2020):
FAO's [Global Fishery and Aquaculture Commodities Statistics](#)

-GDP, GDP from fisheries, GDP from agriculture (2020):
World Bank's [World Development Indicators](#),
OECD's [National Accounts Statistics](#) or
UNSD's [National Accounts](#)

-Ease of doing business (2020):
World Bank's [Ease of Doing Business](#) ranking

-Length of Coastline, Exclusive Economic Zone, Exclusive Fishing Zone (2003):
UNEP's [Global Environment Outlook](#)

[GLOBEFISH](#)

Explore more market information on the GLOBEFISH website



[European Price Dashboard](#)

Hundreds of prices, updated every Monday

