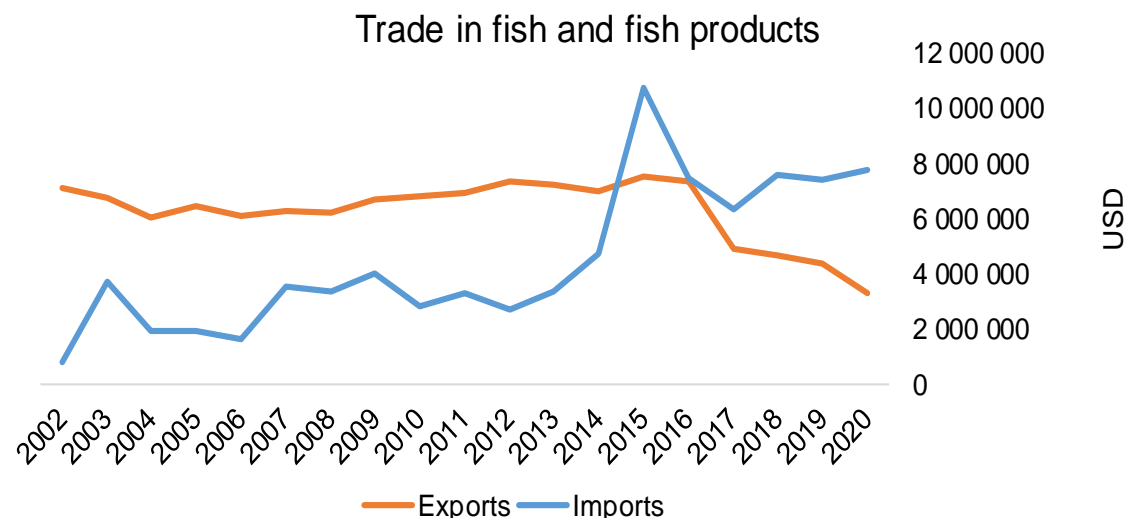




## COUNTRY BRIEF

Population	Ease of doing business rank
7 977 000	163rd
Length of coastline	Exclusive fishing zone
1 677 km	155 928 km <sup>2</sup>
Average GDP growth	GDP per capita
13.28%	USD 500



GDP from fisheries

13.77%

Fish available for consumption

25.6 kg/capita

Imports of fish and fish  
products - 2020

USD 7 774 750

Agricultural GDP from fisheries

N/A

Fisheries and aquaculture  
production

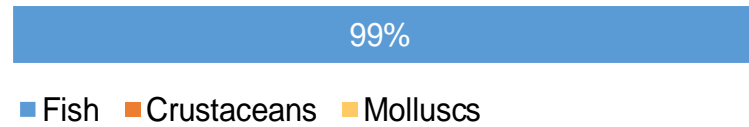
Total	200 715 tonnes
Fisheries	100%
Aquaculture	0%

Exports of fish and fish  
products - 2020

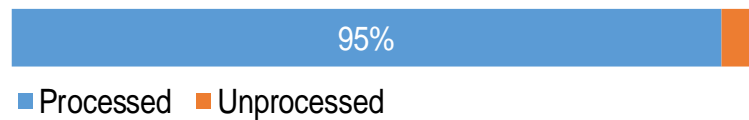
USD 3 298 610

## Production and Trade Breakdown

### Production by volume



### Imports by value



### Exports by value



## Production - Top 10 Species (Volume)

		Tonnes
1 <sup>st</sup>	Bonga shad	84 200
2 <sup>nd</sup>	Sardinellas nei	26 000
3 <sup>rd</sup>	Bobo croaker	11 600
4 <sup>th</sup>	Marine fishes nei	10 500
5 <sup>th</sup>	West African ilisha	7 630
6 <sup>th</sup>	Sea catfishes nei	6 120
7 <sup>th</sup>	Bigeye grunt	5 140
8 <sup>th</sup>	Sharks, rays, skates, etc. nei	3 340
9 <sup>th</sup>	Barracudas nei	3 000
10 <sup>th</sup>	White grouper	2 910

## Imports - Top 10 Products (Value)

			USD
1 <sup>st</sup>	Sardines, sardinella, brisling or sprats	prepared or preserved; whole or in pieces HS 1604.13	7 331 420
2 <sup>nd</sup>	Catfish	frozen; excluding fillets, livers and roes HS 0303.24	244 610
3 <sup>rd</sup>	Fish, other than species in 0303	frozen; excluding fillets, livers and roes HS 0303.89	71 750
4 <sup>th</sup>	Mackerel	frozen; excluding fillets, livers and roes HS 0303.54	58 060
5 <sup>th</sup>	Tunas, skipjack, bonito	prepared or preserved; whole or in pieces HS 1604.14	37 530
6 <sup>th</sup>	Fish, other than species in 0304	frozen fillets HS 0304.89	8 440
7 <sup>th</sup>	Pacific, Atlantic, Danube salmon	smoked, including fillets HS 0305.41	6 270
8 <sup>th</sup>	Shrimps, prawns	prepared or preserved, in airtight containers HS 1605.29	2 950
9 <sup>th</sup>	Salmonidae	fresh or chilled; excluding fillets, livers and roes HS 0302.19	2 800
10 <sup>th</sup>	Mussels	frozen HS 0307.32	2 100

## Exports - Top 10 Products (Value)

			USD
1 <sup>st</sup>	Flat fish	frozen; excluding fillets, livers and roes HS 0303.39	953 320
2 <sup>nd</sup>	Crustaceans, other than species in 0306	dried, smoked, salted or in brine, flours, meals, pellets HS 0306.99	860 000
3 <sup>rd</sup>	Fish, other than species in 0303	frozen; excluding fillets, livers and roes HS 0303.89	421 040
4 <sup>th</sup>	Tilapias, catfish, carp, eels, Nile perch, snakeheads	smoked, including fillets HS 0305.44	237 550
5 <sup>th</sup>	Squid, cuttlefish	frozen HS 0307.43	188 390
6 <sup>th</sup>	Sole	frozen; excluding fillets, livers and roes HS 0303.33	146 640
7 <sup>th</sup>	Fish, other than species in 0305.4	smoked, including fillets HS 0305.49	124 030
8 <sup>th</sup>	Fish heads, tails, maws	dried, smoked, salted or in brine HS 0305.72	116 090
9 <sup>th</sup>	Herrings	smoked, including fillets HS 0305.42	95 780
10 <sup>th</sup>	Shark fins	dried, smoked, salted or in brine HS 0305.71	63 830

# A GLOBEFISH Product

# Information, Disclaimer

# Sources

Established in 1984, GLOBEFISH is a multi-donor funded project in the Fisheries Division of the Food and Agriculture Organization of the United Nations (FAO), responsible for providing up-to-date market and trade information on fish and fish products.

[Visit our website](#)

[Subscribe to our newsletter](#) or [email us](#)

## Recent Publications



### [Globefish Highlights](#)

Our flagship publication, focused on prices and analysis of market trends covering a variety of major commodities. Released quarterly.



### [Chinese Fish Price Report](#)

Comprehensive coverage of Chinese price trends, market information for commercially significant species, along with industry news and policy updates. Released quarterly.



### [European Price Report](#)

Market and price analysis for fish and fish products in the European market. Released monthly.



This is the second edition of the GLOBEFISH Market Profiles produced for this country, and was made at the beginning of 2023.

These profiles are based on nationally reported data or information published by international agencies. As the profile is intended to reflect the most up to date information available, reporting years may vary between sections and commodities.

The designations employed and the presentation of material in this information product do not imply the expression of any opinion whatsoever on the part of FAO concerning the legal or constitutional status of any country, territory or sea area, or the delimitation of frontiers or boundaries.

The data herein presented is compiled by FAO staff at the time of its production, "as is" and "as available", and every effort is made to ensure, but not guarantee, their timeliness, accuracy and completeness. FAO assumes no responsibility for errors and omissions in the data provided. Users are, however, kindly asked to report any errors or deficiencies in this product to FAO GLOBEFISH ([globefish@fao.org](mailto:globefish@fao.org)).

### **Please note**

Re-exports and re-imports are not included. The term N/A has been used to indicate that information was not found in the indicated sources. The classification of fish and fish products as either processed or unprocessed is very broad and is intended for indicative purposes only.

### [HS codes for fish and fish products](#)

International trade codes for fish and fish products in a user friendly format.



Sources and time periods:

-Fishing and aquaculture production (2020):  
FAO's [Global Fishery and Aquaculture Production Statistics](#)

-Fish available for consumption (2017):  
FAO's [Fishery and Aquaculture Statistics 2019](#)

-Population (2020), GDP Growth (2016-2020), GDP per Capita (2020):  
IMF's [World Economic Outlook Databases](#)

-Imports, Exports and Share of Trade (2020):  
FAO's [Global Fishery and Aquaculture Commodities Statistics](#)

-GDP, GDP from fisheries, GDP from agriculture (2020):  
World Bank's [World Development Indicators](#),  
OECD's [National Accounts Statistics](#) or  
UNSD's [National Accounts](#)

-Ease of doing business (2020):  
World Bank's [Ease of Doing Business](#) ranking

-Length of Coastline, Exclusive Economic Zone, Exclusive Fishing Zone (2003):  
UNEP's [Global Environment Outlook](#)

### [GLOBEFISH](#)

Explore more market information on the GLOBEFISH website



### [European Price Dashboard](#)

Hundreds of prices, updated every Monday

