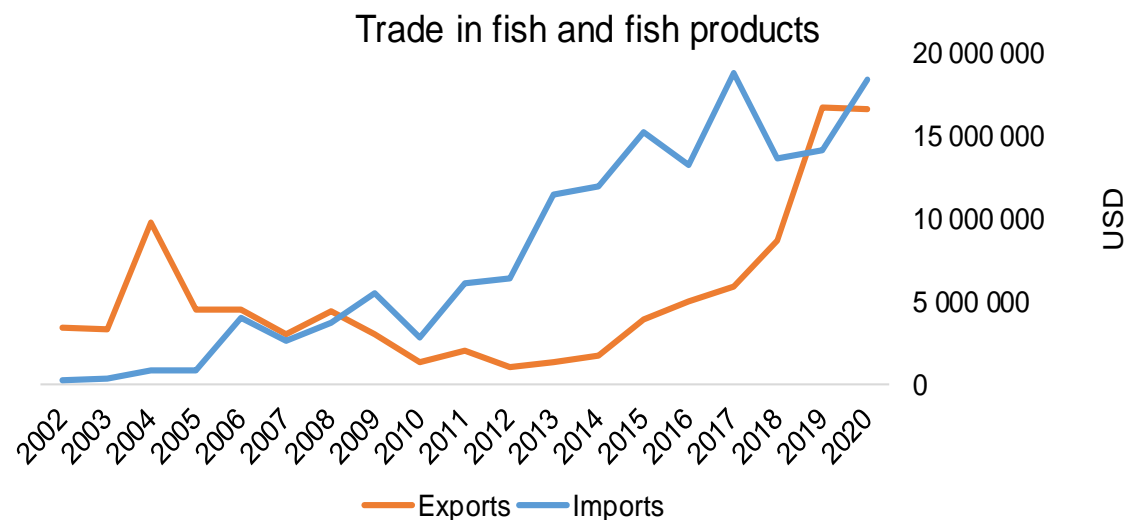




COUNTRY BRIEF

Population	Ease of doing business rank
14 775 000	190th
Length of coastline	Exclusive fishing zone
3 898 km	759 253 km ²
Average GDP growth	GDP per capita
5.66%	USD 500



GDP from fisheries

N/A

Fish available for consumption

2.2 kg/capita

Imports of fish and fish
products - 2020

USD 18 448 580

Agricultural GDP from fisheries

N/A

Fisheries and aquaculture
production

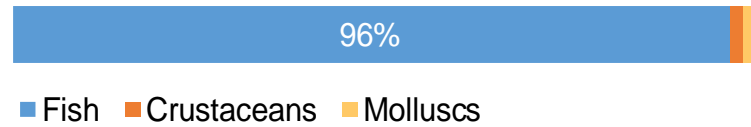
Total	30 000 tonnes
Fisheries	100%
Aquaculture	0%

Exports of fish and fish
products - 2020

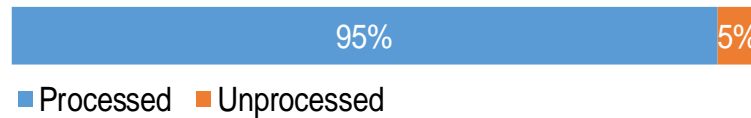
USD 16 667 500

Production and Trade Breakdown

Production by volume



Imports by value



Exports by value



Production - Top 10 Species (Volume)

		Tonnes
1 st	Marine fishes nei	28 700
2 nd	Cephalopods nei	600
3 rd	Tropical spiny lobsters nei	500
4 th	Freshwater fishes nei	200

Imports - Top 10 Products (Value)

			USD
1 st	Tunas, skipjack, bonito	prepared or preserved; whole or in pieces HS 1604.14	16 834 750
2 nd	Tilapias	frozen; excluding fillets, livers and roes HS 0303.23	907 440
3 rd	Fish	prepared or preserved HS 1604.20	111 280
4 th	Herrings	prepared or preserved; whole or in pieces HS 1604.12	73 610
5 th	Flat fish	frozen fillets HS 0304.83	62 930
6 th	Haddock	frozen fillets HS 0304.72	62 510
7 th	Salmon	prepared or preserved; whole or in pieces HS 1604.11	52 430
8 th	Sardines, sardinella, brisling or sprats	prepared or preserved; whole or in pieces HS 1604.13	43 540
9 th	Fish, other than species in 0303	frozen; excluding fillets, livers and roes HS 0303.89	40 290
10 th	Cod	frozen fillets HS 0304.71	39 570

Exports - Top 10 Products (Value)

			USD
1 st	Fish, other than species in 0303	frozen; excluding fillets, livers and roes HS 0303.89	5 637 050
2 nd	Fish-liver oils and fractions thereof	not chemically modified HS 1504.10	5 318 050
3 rd	Shark fins	dried, smoked, salted or in brine HS 0305.71	1 217 240
4 th	Squid, cuttlefish	frozen HS 0307.43	1 001 910
5 th	Lobsters	frozen HS 0306.12	716 080
6 th	Fish heads, tails, maws	dried, smoked, salted or in brine HS 0305.72	484 570
7 th	Rock lobster, other sea crawfish	frozen HS 0306.11	412 750
8 th	Fish, other than species in 0304	frozen meat; excluding fillets, livers and roes HS 0304.99	400 250
9 th	Flat fish	frozen; excluding fillets, livers and roes HS 0303.39	260 490
10 th	Lobsters	live, fresh or chilled HS 0306.32	213 340

A GLOBEFISH Product

Information, Disclaimer

Sources

Established in 1984, GLOBEFISH is a multi-donor funded project in the Fisheries Division of the Food and Agriculture Organization of the United Nations (FAO), responsible for providing up-to-date market and trade information on fish and fish products.

[Visit our website](#)

[Subscribe to our newsletter](#) or [email us](#)

Recent Publications



[Globefish Highlights](#)

Our flagship publication, focused on prices and analysis of market trends covering a variety of major commodities. Released quarterly.



[Chinese Fish Price Report](#)

Comprehensive coverage of Chinese price trends, market information for commercially significant species, along with industry news and policy updates. Released quarterly.



[European Price Report](#)

Market and price analysis for fish and fish products in the European market. Released monthly.



This is the second edition of the GLOBEFISH Market Profiles produced for this country, and was made at the beginning of 2023.

These profiles are based on nationally reported data or information published by international agencies. As the profile is intended to reflect the most up to date information available, reporting years may vary between sections and commodities.

The designations employed and the presentation of material in this information product do not imply the expression of any opinion whatsoever on the part of FAO concerning the legal or constitutional status of any country, territory or sea area, or the delimitation of frontiers or boundaries.

The data herein presented is compiled by FAO staff at the time of its production, "as is" and "as available", and every effort is made to ensure, but not guarantee, their timeliness, accuracy and completeness. FAO assumes no responsibility for errors and omissions in the data provided. Users are, however, kindly asked to report any errors or deficiencies in this product to FAO GLOBEFISH (globefish@fao.org).

Please note

Re-exports and re-imports are not included. The term N/A has been used to indicate that information was not found in the indicated sources. The classification of fish and fish products as either processed or unprocessed is very broad and is intended for indicative purposes only.

[HS codes for fish and fish products](#)

International trade codes for fish and fish products in a user friendly format.



Sources and time periods:

-Fishing and aquaculture production (2020):
FAO's [Global Fishery and Aquaculture Production Statistics](#)

-Fish available for consumption (2017):
FAO's [Fishery and Aquaculture Statistics 2019](#)

-Population (2020), GDP Growth (2016-2020), GDP per Capita (2020):
IMF's [World Economic Outlook Databases](#)

-Imports, Exports and Share of Trade (2020):
FAO's [Global Fishery and Aquaculture Commodities Statistics](#)

-GDP, GDP from fisheries, GDP from agriculture (2020):
World Bank's [World Development Indicators](#),
OECD's [National Accounts Statistics](#) or
UNSD's [National Accounts](#)

-Ease of doing business (2020):
World Bank's [Ease of Doing Business](#) ranking

-Length of Coastline, Exclusive Economic Zone, Exclusive Fishing Zone (2003):
UNEP's [Global Environment Outlook](#)

[GLOBEFISH](#)

Explore more market information on the GLOBEFISH website



[European Price Dashboard](#)

Hundreds of prices, updated every Monday

