



## COUNTRY BRIEF

Population	Ease of doing business rank
13 779 000	185th
Length of coastline	EEZ/EFZ
N/A	N/A
Average GDP growth	GDP per capita
66.90%	USD 500

GDP from fisheries

N/A

Fish available for consumption

3.0 kg/capita

Imports of fish and fish  
products - 2020

USD 1 264 910

Agricultural GDP from fisheries

N/A

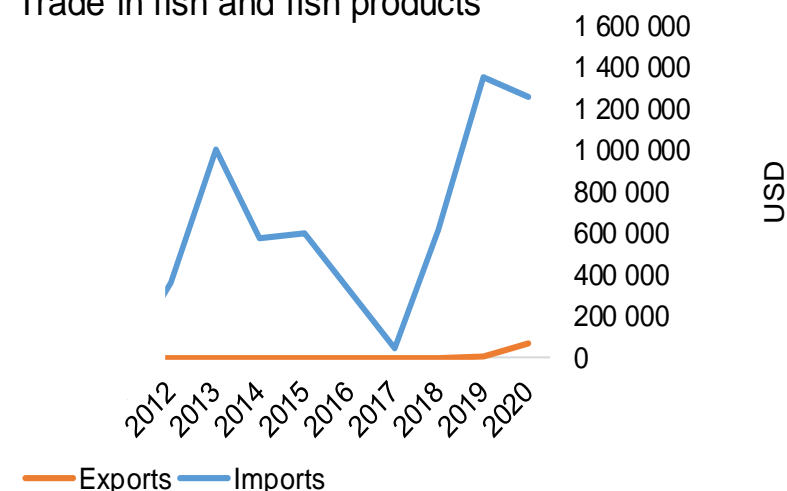
Fisheries and aquaculture  
production

Total	30 030 tonnes
Fisheries	100%
Aquaculture	0%

Exports of fish and fish  
products - 2020

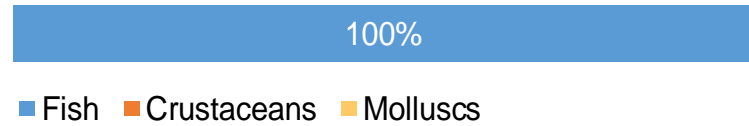
USD 68 330

Trade in fish and fish products



## Production and Trade Breakdown

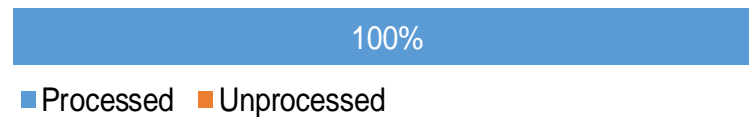
### Production by volume



### Imports by value



### Exports by value



## Production - Top 10 Species (Volume)

		Tonnes
1 <sup>st</sup>	Freshwater fishes nei	30 000
2 <sup>nd</sup>	Nile tilapia	28
3 <sup>rd</sup>	North African catfish	2

## Imports - Top 10 Products (Value)

1 <sup>st</sup>	Tilapias	frozen; excluding fillets, livers and roes HS 0303.23	USD 482 890
2 <sup>nd</sup>	Fish, other than species in 0303	frozen; excluding fillets, livers and roes HS 0303.89	141 270
3 <sup>rd</sup>	Haddock	frozen fillets HS 0304.72	125 350
4 <sup>th</sup>	Squid, cuttlefish	frozen HS 0307.43	94 660
5 <sup>th</sup>	Nile perch	frozen fillets HS 0304.63	86 430
6 <sup>th</sup>	Cod	frozen fillets HS 0304.71	58 830
7 <sup>th</sup>	Sardines, sardinella, brisling or sprats	prepared or preserved; whole or in pieces HS 1604.13	55 420
8 <sup>th</sup>	Fish	fresh or chilled; excluding fillets, livers and roes HS 0302.59	48 310
9 <sup>th</sup>	Mackerel	fresh or chilled; excluding fillets, livers and roes HS 0302.44	32 230
10 <sup>th</sup>	Tunas, skipjack, stripe-bellied bonito	frozen fillets HS 0304.87	25 500

## Exports - Top 10 Products (Value)

1 <sup>st</sup>	Fish	dried, whether or not salted; not smoked HS 0305.59	USD 29 440
2 <sup>nd</sup>	Tunas, skipjack, bonito	prepared or preserved; whole or in pieces HS 1604.14	27 390
3 <sup>rd</sup>	Tilapias, catfish, carp, eels, Nile perch, snakeheads	dried, whether or not salted; not smoked HS 0305.52	4 460
4 <sup>th</sup>	Aquatic invertebrates, other than species in 1605	prepared or preserved HS 1605.69	4 390
5 <sup>th</sup>	Tilapias, catfish, carp, eels, Nile perch, snakeheads	frozen meat; excluding fillets, livers and roes HS 0304.93	1 610
6 <sup>th</sup>	Tilapias, catfish, carp, eels, Nile perch, snakeheads	dried, salted or in brine; not smoked HS 0305.31	480
7 <sup>th</sup>	Tilapias	frozen fillets HS 0304.61	220
8 <sup>th</sup>	Livers, roes, milt	dried, salted or in brine HS 0305.20	210
9 <sup>th</sup>	Flours, meals, pellets	from fish, fit for human consumption HS 0305.10	130

# A GLOBEFISH Product

# Information, Disclaimer

# Sources

Established in 1984, GLOBEFISH is a multi-donor funded project in the Fisheries Division of the Food and Agriculture Organization of the United Nations (FAO), responsible for providing up-to-date market and trade information on fish and fish products.

[Visit our website](#)

[Subscribe to our newsletter](#) or [email us](#)

## Recent Publications



### [Globefish Highlights](#)

Our flagship publication, focused on prices and analysis of market trends covering a variety of major commodities. Released quarterly.



### [Chinese Fish Price Report](#)

Comprehensive coverage of Chinese price trends, market information for commercially significant species, along with industry news and policy updates. Released quarterly.



### [European Price Report](#)

Market and price analysis for fish and fish products in the European market. Released monthly.



This is the second edition of the GLOBEFISH Market Profiles produced for this country, and was made at the beginning of 2023.

These profiles are based on nationally reported data or information published by international agencies. As the profile is intended to reflect the most up to date information available, reporting years may vary between sections and commodities.

The designations employed and the presentation of material in this information product do not imply the expression of any opinion whatsoever on the part of FAO concerning the legal or constitutional status of any country, territory or sea area, or the delimitation of frontiers or boundaries.

The data herein presented is compiled by FAO staff at the time of its production, "as is" and "as available", and every effort is made to ensure, but not guarantee, their timeliness, accuracy and completeness. FAO assumes no responsibility for errors and omissions in the data provided. Users are, however, kindly asked to report any errors or deficiencies in this product to FAO GLOBEFISH ([globefish@fao.org](mailto:globefish@fao.org)).

### Please note

Re-exports and re-imports are not included. The term N/A has been used to indicate that information was not found in the indicated sources. The classification of fish and fish products as either processed or unprocessed is very broad and is intended for indicative purposes only.

### [HS codes for fish and fish products](#)

International trade codes for fish and fish products in a user friendly format.



Sources and time periods:

-Fishing and aquaculture production (2020):  
FAO's [Global Fishery and Aquaculture Production Statistics](#)

-Fish available for consumption (2017):  
FAO's [Fishery and Aquaculture Statistics 2019](#)

-Population (2020), GDP Growth (2016-2020), GDP per Capita (2020):  
IMF's [World Economic Outlook Databases](#)

-Imports, Exports and Share of Trade (2020):  
FAO's [Global Fishery and Aquaculture Commodities Statistics](#)

-GDP, GDP from fisheries, GDP from agriculture (2020):  
World Bank's [World Development Indicators](#),  
OECD's [National Accounts Statistics](#) or  
UNSD's [National Accounts](#)

-Ease of doing business (2020):  
World Bank's [Ease of Doing Business](#) ranking

-Length of Coastline, Exclusive Economic Zone, Exclusive Fishing Zone (2003):  
UNEP's [Global Environment Outlook](#)

### [GLOBEFISH](#)

Explore more market information on the GLOBEFISH website



### [European Price Dashboard](#)

Hundreds of prices, updated every Monday

