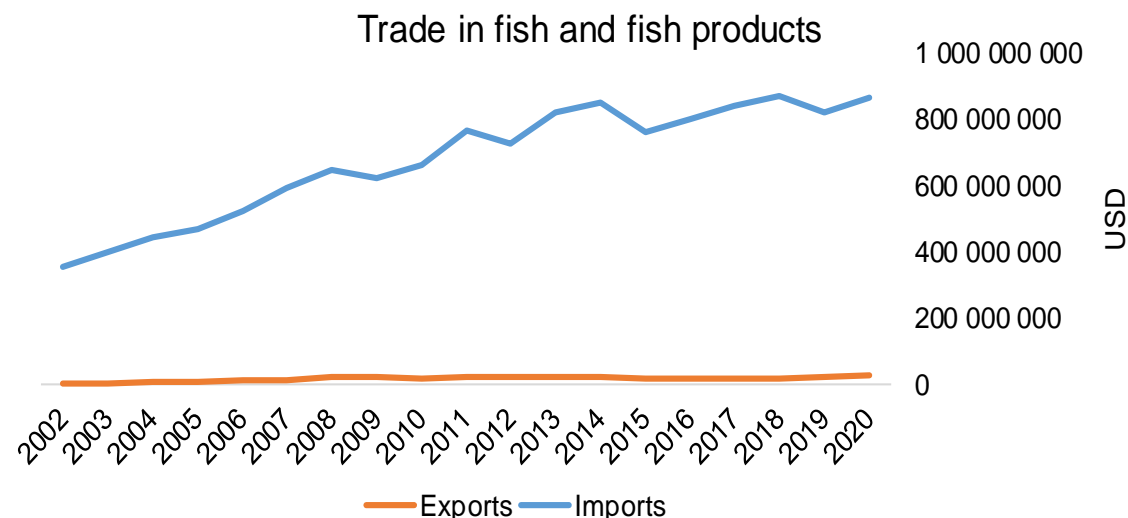




COUNTRY BRIEF

Population	Ease of doing business rank
8 606 000	36th
Length of coastline	EEZ/EFZ
N/A	N/A
Average GDP growth	GDP per capita
0.63%	USD 85 900



GDP from fisheries

NA

Fish available for consumption

17.0 kg/capita

Imports of fish and fish
products - 2020

USD 869 717 100

Agricultural GDP from fisheries

N/A

Fisheries and aquaculture
production

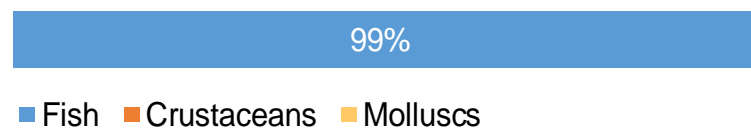
Total	3 534 tonnes
Fisheries	42%
Aquaculture	58%

Exports of fish and fish
products - 2020


USD 26 831 160

Production and Trade Breakdown

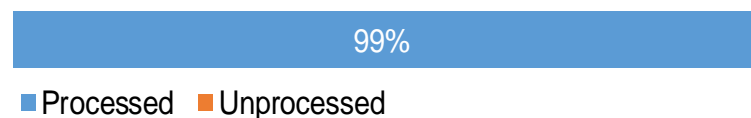
Production by volume



Imports by value



Exports by value



Production - Top 10 Species (Volume)

		Tonnes
1 st	Rainbow trout	1 212
2 nd	European perch	895
3 rd	Whitefishes nei	527
4 th	Atlantic salmon	159
5 th	Northern pike	142
6 th	Sea trout	104
7 th	Roach	103
8 th	Pike-perch	88
9 th	Chars nei	58
10 th	Sturgeons nei	52

Imports - Top 10 Products (Value)

			USD
1 st	Pacific, Atlantic, Danube salmon	smoked, including fillets HS 0305.41	85 330 430
2 nd	Pacific, Atlantic, Danube salmon	fresh or chilled fillets HS 0304.41	68 322 840
3 rd	Tunas, skipjack, bonito	prepared or preserved; whole or in pieces HS 1604.14	65 248 360
4 th	Shrimps, prawns	frozen HS 0306.17	63 285 410
5 th	Fish, other than species in 1604	prepared or preserved; whole or in pieces HS 1604.19	51 306 910
6 th	Atlantic, Danube salmon	fresh or chilled; excluding fillets, livers and roes HS 0302.14	42 679 640
7 th	Shrimps, prawns	prepared or preserved, in airtight containers HS 1605.29	41 754 650
8 th	Fish	fresh or chilled fillets HS 0304.49	36 272 390
9 th	Pacific, Atlantic, Danube salmon	frozen fillets HS 0304.81	25 935 370
10 th	Fish	fresh or chilled fillets HS 0304.44	21 348 260

Exports - Top 10 Products (Value)

			USD
1 st	Fish fats or oils and fractions thereof	not chemically modified or from fish-livers HS 1504.20	14 109 510
2 nd	Animal feed	of fish, marine invertebrates or mammals HS 2309.90	7 949 940
3 rd	Pacific, Atlantic, Danube salmon	smoked, including fillets HS 0305.41	2 072 730
4 th	Fish	prepared or preserved HS 1604.20	480 600
5 th	Fish, other than species in 0304	frozen fillets HS 0304.89	350 550
6 th	Caviar	prepared from fish eggs HS 1604.31	267 540
7 th	Mussels	prepared or preserved HS 1605.53	254 610
8 th	Shrimps, prawns	frozen HS 0306.17	202 760
9 th	Caviar substitutes	prepared from fish eggs HS 1604.32	172 550
10 th	Fish, other than species in 1604	prepared or preserved; whole or in pieces HS 1604.19	130 390

A GLOBEFISH Product

Information, Disclaimer

Sources

Established in 1984, GLOBEFISH is a multi-donor funded project in the Fisheries Division of the Food and Agriculture Organization of the United Nations (FAO), responsible for providing up-to-date market and trade information on fish and fish products.

[Visit our website](#)

[Subscribe to our newsletter](#) or [email us](#)

Recent Publications



[Globefish Highlights](#)

Our flagship publication, focused on prices and analysis of market trends covering a variety of major commodities. Released quarterly.



[Chinese Fish Price Report](#)

Comprehensive coverage of Chinese price trends, market information for commercially significant species, along with industry news and policy updates. Released quarterly.



[European Price Report](#)

Market and price analysis for fish and fish products in the European market. Released monthly.



This is the second edition of the GLOBEFISH Market Profiles produced for this country, and was made at the beginning of 2023.

These profiles are based on nationally reported data or information published by international agencies. As the profile is intended to reflect the most up to date information available, reporting years may vary between sections and commodities.

The designations employed and the presentation of material in this information product do not imply the expression of any opinion whatsoever on the part of FAO concerning the legal or constitutional status of any country, territory or sea area, or the delimitation of frontiers or boundaries.

The data herein presented is compiled by FAO staff at the time of its production, "as is" and "as available", and every effort is made to ensure, but not guarantee, their timeliness, accuracy and completeness. FAO assumes no responsibility for errors and omissions in the data provided. Users are, however, kindly asked to report any errors or deficiencies in this product to FAO GLOBEFISH (globefish@fao.org).

Please note

Re-exports and re-imports are not included. The term N/A has been used to indicate that information was not found in the indicated sources. The classification of fish and fish products as either processed or unprocessed is very broad and is intended for indicative purposes only.

[HS codes for fish and fish products](#)

International trade codes for fish and fish products in a user friendly format.



Sources and time periods:

-Fishing and aquaculture production (2020):
FAO's [Global Fishery and Aquaculture Production Statistics](#)

-Fish available for consumption (2017):
FAO's [Fishery and Aquaculture Statistics 2019](#)

-Population (2020), GDP Growth (2016-2020), GDP per Capita (2020):
IMF's [World Economic Outlook Databases](#)

-Imports, Exports and Share of Trade (2020):
FAO's [Global Fishery and Aquaculture Commodities Statistics](#)

-GDP, GDP from fisheries, GDP from agriculture (2020):
World Bank's [World Development Indicators](#),
OECD's [National Accounts Statistics](#) or
UNSD's [National Accounts](#)

-Ease of doing business (2020):
World Bank's [Ease of Doing Business](#) ranking

-Length of Coastline, Exclusive Economic Zone, Exclusive Fishing Zone (2003):
UNEP's [Global Environment Outlook](#)

[GLOBEFISH](#)

Explore more market information on the GLOBEFISH website



[European Price Dashboard](#)

Hundreds of prices, updated every Monday

