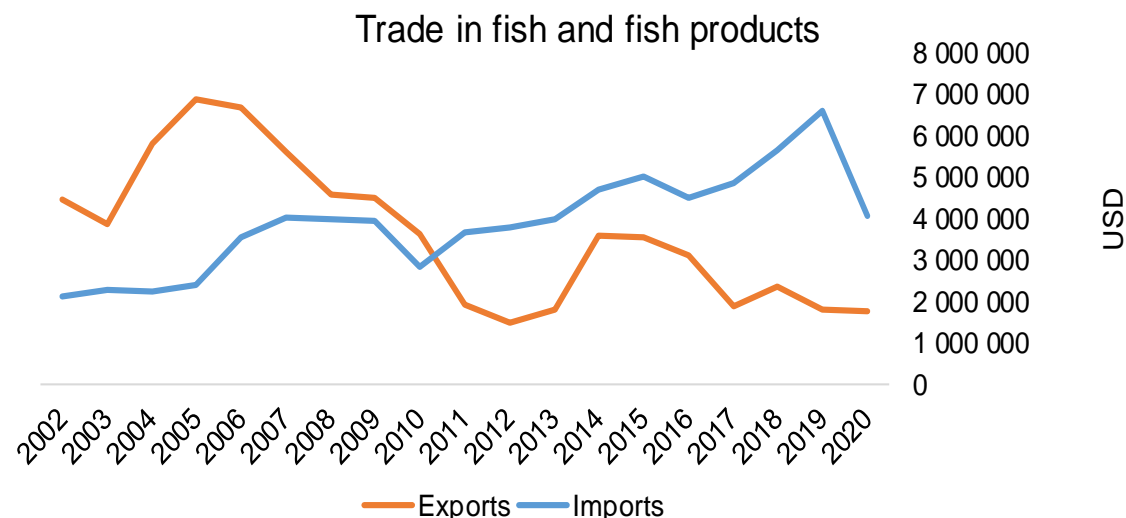




COUNTRY BRIEF

| Population | Ease of doing business rank |
|---------------------|-----------------------------|
| N/A | N/A |
| Length of coastline | EEZ/EFZ |
| N/A | N/A |
| Average GDP growth | GDP per capita |
| N/A | N/A |



GDP from fisheries

0.25%

Fish available for consumption

N/A

Imports of fish and fish
products - 2020

USD 4 076 350

Agricultural GDP from fisheries

N/A

Fisheries and aquaculture
production

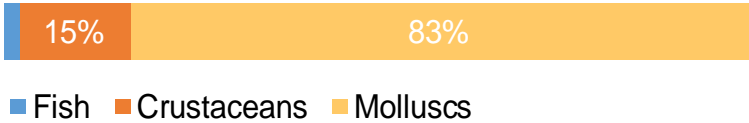
| | |
|-------------|--------------|
| Total | 1 297 tonnes |
| Fisheries | 100% |
| Aquaculture | 0% |

Exports of fish and fish
products - 2020

USD 1 796 890

Production and Trade Breakdown

Production by volume



Imports by value



Exports by value



Production - Top 10 Species (Volume)

| | | Tonnes |
|-----------------|-----------------------------|--------|
| 1 st | Stromboid conchs nei | 1 075 |
| 2 nd | Caribbean spiny lobster | 192 |
| 3 rd | Marine fishes nei | 30 |
| 4 th | Marlins,sailfishes,etc. nei | <1 |
| 5 th | Marine crabs nei | <1 |
| 6 th | Blue marlin | <1 |
| 7 th | Queen conch | <1 |
| 8 th | Yellowfin tuna | <1 |
| 9 th | Freshwater fishes nei | <1 |

Imports - Top 10 Products (Value)

| | | | |
|------------------|----------------------------------|--|----------------|
| 1 st | Shrimps, prawns | dried, smoked, salted or in brine HS 0306.95 | USD 769 560 |
| 2 nd | Fish, other than species in 0303 | frozen; excluding fillets, livers and roes HS 0303.89 | 422 470 |
| 3 rd | Fish | fresh or chilled fillets HS 0304.49 | 333 510 |
| 4 th | Fish, other than species in 0304 | frozen fillets HS 0304.89 | 323 840 |
| 5 th | Tilapias | frozen; excluding fillets, livers and roes HS 0303.23 | 250 930 |
| 6 th | Flat fish | frozen; excluding fillets, livers and roes HS 0303.39 | 250 000 |
| 7 th | Fish, other than species in 0302 | fresh or chilled; excluding fillets, livers and roes HS 0302.89 | 202 920 |
| 8 th | Shrimps, prawns | frozen HS 0306.17 | 181 670 |
| 9 th | Shrimps, prawns | frozen; cold-water species HS 0306.16 | 164 510 |
| 10 th | Molluscs | dried, smoked, salted or in brine HS 0307.99 | 160 000 |

Exports - Top 10 Products (Value)

| | | | |
|-----------------|----------------------------------|----------------------|----------------|
| 1 st | Rock lobster, other sea crawfish | frozen HS 0306.11 | USD 803 250 |
| 2 nd | Stromboid conchs | frozen HS 0307.84 | 623 640 |
| 3 rd | Lobsters | frozen HS 0306.12 | 370 000 |

A GLOBEFISH Product

Information, Disclaimer


Sources

Established in 1984, GLOBEFISH is a multi-donor funded project in the Fisheries Division of the Food and Agriculture Organization of the United Nations (FAO), responsible for providing up-to-date market and trade information on fish and fish products.

[Visit our website](#)

[Subscribe to our newsletter](#) or [email us](#)

Recent Publications



[Globefish Highlights](#)

Our flagship publication, focused on prices and analysis of market trends covering a variety of major commodities. Released quarterly.



[Chinese Fish Price Report](#)

Comprehensive coverage of Chinese price trends, market information for commercially significant species, along with industry news and policy updates. Released quarterly.



[European Price Report](#)

Market and price analysis for fish and fish products in the European market. Released monthly.



This is the second edition of the GLOBEFISH Market Profiles produced for this country, and was made at the beginning of 2023.

These profiles are based on nationally reported data or information published by international agencies. As the profile is intended to reflect the most up to date information available, reporting years may vary between sections and commodities.

The designations employed and the presentation of material in this information product do not imply the expression of any opinion whatsoever on the part of FAO concerning the legal or constitutional status of any country, territory or sea area, or the delimitation of frontiers or boundaries.

The data herein presented is compiled by FAO staff at the time of its production, "as is" and "as available", and every effort is made to ensure, but not guarantee, their timeliness, accuracy and completeness. FAO assumes no responsibility for errors and omissions in the data provided. Users are, however, kindly asked to report any errors or deficiencies in this product to FAO GLOBEFISH (globefish@fao.org).

Please note

Re-exports and re-imports are not included. The term N/A has been used to indicate that information was not found in the indicated sources. The classification of fish and fish products as either processed or unprocessed is very broad and is intended for indicative purposes only.

[HS codes for fish and fish products](#)

International trade codes for fish and fish products in a user friendly format.



Sources and time periods:

-Fishing and aquaculture production (2020):
FAO's [Global Fishery and Aquaculture Production Statistics](#)

-Fish available for consumption (2017):
FAO's [Fishery and Aquaculture Statistics 2019](#)

-Population (2020), GDP Growth (2016-2020), GDP per Capita (2020):
IMF's [World Economic Outlook Databases](#)

-Imports, Exports and Share of Trade (2020):
FAO's [Global Fishery and Aquaculture Commodities Statistics](#)

-GDP, GDP from fisheries, GDP from agriculture (2020):
World Bank's [World Development Indicators](#),
OECD's [National Accounts Statistics](#) or
UNSD's [National Accounts](#)

-Ease of doing business (2020):
World Bank's [Ease of Doing Business](#) ranking

-Length of Coastline, Exclusive Economic Zone, Exclusive Fishing Zone (2003):
UNEP's [Global Environment Outlook](#)

[GLOBEFISH](#)

Explore more market information on the GLOBEFISH website



[European Price Dashboard](#)

Hundreds of prices, updated every Monday

