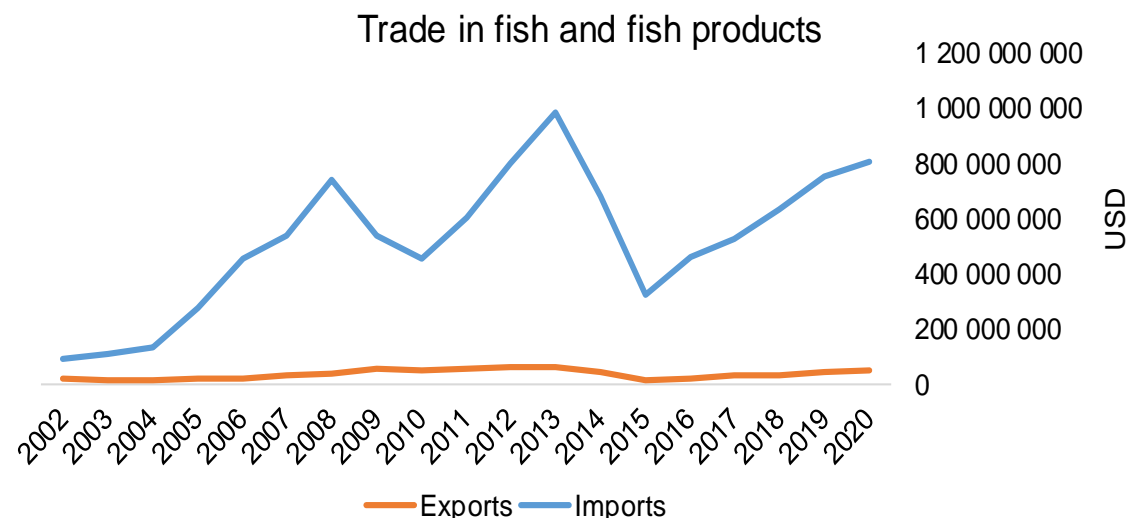




### COUNTRY BRIEF

Population	Ease of doing business rank
41 403 000	64th
Length of coastline	Exclusive economic zone
4 953 km	86 392 km <sup>2</sup>
Average GDP growth	GDP per capita
15.57%	USD 3 800



GDP from fisheries

N/A

Fish available for consumption

11.7 kg/capita

Imports of fish and fish  
products - 2020

USD 808 301 110

Agricultural GDP from fisheries

N/A

Fisheries and aquaculture  
production

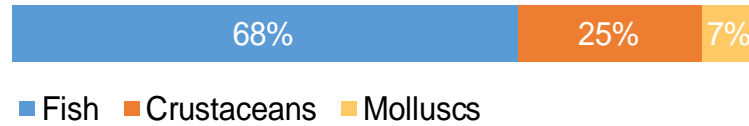
Total	87 213 tonnes
Fisheries	79%
Aquaculture	21%

Exports of fish and fish  
products - 2020

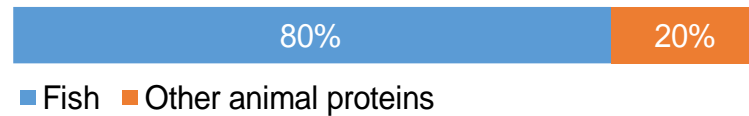
USD 50 537 340

## Production and Trade Breakdown

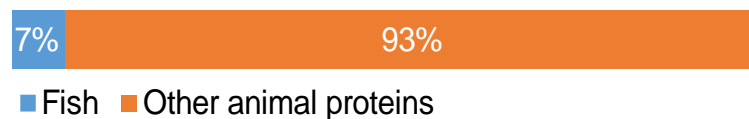
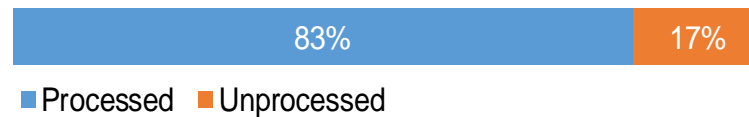
### Production by volume



### Imports by value



### Exports by value



## Production - Top 10 Species (Volume)

		Tonnes
1 <sup>st</sup>	Antarctic krill	20 770
2 <sup>nd</sup>	Common carp	9 401
3 <sup>rd</sup>	Goldfish	8 601
4 <sup>th</sup>	Silver, bighead carps nei	7 704
5 <sup>th</sup>	Black and Caspian Sea sprat	6 386
6 <sup>th</sup>	Veined rapa whelk	6 305
7 <sup>th</sup>	Silver carp	5 136
8 <sup>th</sup>	Gobies nei	4 979
9 <sup>th</sup>	Freshwater bream	2 570
10 <sup>th</sup>	Roach	2 431

## Imports - Top 10 Products (Value)

1 <sup>st</sup>	Mackerel	frozen; excluding fillets, livers and roes HS 0303.54	USD 91 846 450
2 <sup>nd</sup>	Hake	frozen; excluding fillets, livers and roes HS 0303.66	90 312 380
3 <sup>rd</sup>	Atlantic, Danube salmon	fresh or chilled; excluding fillets, livers and roes HS 0302.14	88 811 220
4 <sup>th</sup>	Herrings	frozen; excluding fillets, livers and roes HS 0303.51	63 327 990
5 <sup>th</sup>	Trout	fresh or chilled; excluding fillets, livers and roes HS 0302.11	55 296 700
6 <sup>th</sup>	Shrimps, prawns	frozen HS 0306.17	25 226 480
7 <sup>th</sup>	Livers, roes, milt	frozen HS 0303.91	24 061 700
8 <sup>th</sup>	Shrimps, prawns	frozen; cold-water species HS 0306.16	23 448 440
9 <sup>th</sup>	Caviar substitutes	prepared from fish eggs HS 1604.32	21 893 870
10 <sup>th</sup>	Mussels	prepared or preserved HS 1605.53	19 498 530

## Exports - Top 10 Products (Value)

1 <sup>st</sup>	Pacific, Atlantic, Danube salmon	frozen fillets HS 0304.81	USD 9 828 590
2 <sup>nd</sup>	Fish, other than species in 0304	frozen fillets HS 0304.89	6 742 030
3 <sup>rd</sup>	Trout	frozen fillets HS 0304.82	4 653 840
4 <sup>th</sup>	Sardines, sardinella, brisling or sprats	prepared or preserved; whole or in pieces HS 1604.13	3 939 190
5 <sup>th</sup>	Cod	frozen fillets HS 0304.71	3 910 330
6 <sup>th</sup>	Crustaceans	frozen; includes derivative flours, meals and pellets HS 0306.19	3 170 850
7 <sup>th</sup>	Shrimps, prawns	frozen HS 0306.17	1 820 380
8 <sup>th</sup>	Pacific, Atlantic, Danube salmon	smoked, including fillets HS 0305.41	1 665 860
9 <sup>th</sup>	Molluscs	frozen HS 0307.92	1 599 290
10 <sup>th</sup>	Caviar substitutes	prepared from fish eggs HS 1604.32	1 383 010

# A GLOBEFISH Product

# Information, Disclaimer

# Sources

Established in 1984, GLOBEFISH is a multi-donor funded project in the Fisheries Division of the Food and Agriculture Organization of the United Nations (FAO), responsible for providing up-to-date market and trade information on fish and fish products.

[Visit our website](#)

[Subscribe to our newsletter](#) or [email us](#)

## Recent Publications



### [Globefish Highlights](#)

Our flagship publication, focused on prices and analysis of market trends covering a variety of major commodities. Released quarterly.



### [Chinese Fish Price Report](#)

Comprehensive coverage of Chinese price trends, market information for commercially significant species, along with industry news and policy updates. Released quarterly.



### [European Price Report](#)

Market and price analysis for fish and fish products in the European market. Released monthly.



This is the second edition of the GLOBEFISH Market Profiles produced for this country, and was made at the beginning of 2023.

These profiles are based on nationally reported data or information published by international agencies. As the profile is intended to reflect the most up to date information available, reporting years may vary between sections and commodities.

The designations employed and the presentation of material in this information product do not imply the expression of any opinion whatsoever on the part of FAO concerning the legal or constitutional status of any country, territory or sea area, or the delimitation of frontiers or boundaries.

The data herein presented is compiled by FAO staff at the time of its production, "as is" and "as available", and every effort is made to ensure, but not guarantee, their timeliness, accuracy and completeness. FAO assumes no responsibility for errors and omissions in the data provided. Users are, however, kindly asked to report any errors or deficiencies in this product to FAO GLOBEFISH ([globefish@fao.org](mailto:globefish@fao.org)).

### Please note

Re-exports and re-imports are not included. The term N/A has been used to indicate that information was not found in the indicated sources. The classification of fish and fish products as either processed or unprocessed is very broad and is intended for indicative purposes only.

### [HS codes for fish and fish products](#)

International trade codes for fish and fish products in a user friendly format.



Sources and time periods:

-Fishing and aquaculture production (2020):  
FAO's [Global Fishery and Aquaculture Production Statistics](#)

-Fish available for consumption (2017):  
FAO's [Fishery and Aquaculture Statistics 2019](#)

-Population (2020), GDP Growth (2016-2020), GDP per Capita (2020):  
IMF's [World Economic Outlook Databases](#)

-Imports, Exports and Share of Trade (2020):  
FAO's [Global Fishery and Aquaculture Commodities Statistics](#)

-GDP, GDP from fisheries, GDP from agriculture (2020):  
World Bank's [World Development Indicators](#),  
OECD's [National Accounts Statistics](#) or  
UNSD's [National Accounts](#)

-Ease of doing business (2020):  
World Bank's [Ease of Doing Business](#) ranking

-Length of Coastline, Exclusive Economic Zone, Exclusive Fishing Zone (2003):  
UNEP's [Global Environment Outlook](#)

## [GLOBEFISH](#)

Explore more market information on the GLOBEFISH website



## [European Price Dashboard](#)

Hundreds of prices, updated every Monday

