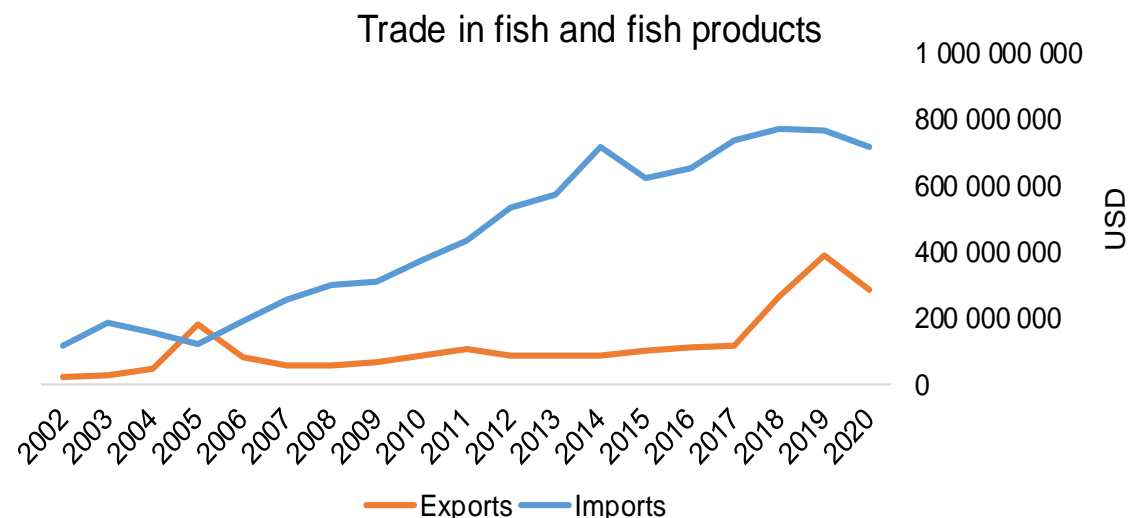




COUNTRY BRIEF

Population	Ease of doing business rank
9 890 000	16th
Length of coastline	Exclusive economic zone
2 871 km	21 200 km ²
Average GDP growth	GDP per capita
0.58%	USD 36 300



GDP from fisheries

N/A

Fish available for consumption

26.4 kg/capita

Imports of fish and fish products - 2020

USD 717 731 530

Agricultural GDP from fisheries

N/A

Fisheries and aquaculture production

Total 69 529 tonnes

Fisheries 96%

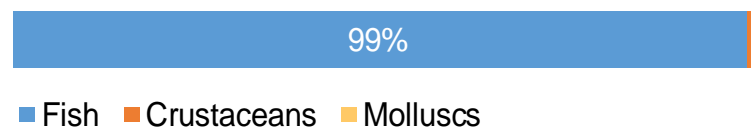
Aquaculture 4%

Exports of fish and fish products - 2020

USD 285 863 940

Production and Trade Breakdown

Production by volume



Imports by value



Exports by value



Production - Top 10 Species (Volume)

		Tonnes
1 st	Orange-spotted grouper	8 025
2 nd	Spangled emperor	7 950
3 rd	Pink ear emperor	6 725
4 th	Narrow-barred Spanish mackerel	5 900
5 th	Emperors (Scavengers) nei	3 736
6 th	Spinefeet (Rabbitfishes) nei	3 550
7 th	Sardinellas nei	3 400
8 th	Snappers, jobfishes nei	2 488
9 th	Longnose trevally	2 425
10 th	Barracudas nei	2 315

Imports - Top 10 Products (Value)

			USD
1 st	Shrimps, prawns	frozen HS 0306.17	216 946 380
2 nd	Tunas, skipjack, bonito	prepared or preserved; whole or in pieces HS 1604.14	75 707 360
3 rd	Atlantic, Danube salmon	fresh or chilled; excluding fillets, livers and roes HS 0302.14	52 148 680
4 th	Fish, other than species in 0303	frozen; excluding fillets, livers and roes HS 0303.89	39 336 890
5 th	Seabream	fresh or chilled; excluding fillets, livers and roes HS 0302.85	27 079 590
6 th	Fish, other than species in 0302	fresh or chilled; excluding fillets, livers and roes HS 0302.89	19 959 280
7 th	Shrimps, prawns	prepared or preserved, in airtight containers HS 1605.29	16 613 160
8 th	Seabass	fresh or chilled; excluding fillets, livers and roes HS 0302.84	16 504 550
9 th	Catfish	frozen fillets HS 0304.62	14 080 600
10 th	Lobsters	frozen HS 0306.12	11 663 630

Exports - Top 10 Products (Value)

			USD
1 st	Shrimps, prawns	prepared or preserved, not in airtight containers HS 1605.21	76 313 320
2 nd	Shrimps, prawns	prepared or preserved, in airtight containers HS 1605.29	73 723 930
3 rd	Shrimps, prawns	frozen HS 0306.17	53 945 220
4 th	Fish	prepared or preserved HS 1604.20	21 828 200
5 th	Lobsters	frozen HS 0306.12	9 588 180
6 th	Lobsters	prepared or preserved HS 1605.030	4 445 690
7 th	Fish, other than species in 0303	frozen; excluding fillets, livers and roes HS 0303.89	4 105 370
8 th	Sardines, sardinella, brisling or sprats	prepared or preserved; whole or in pieces HS 1604.13	2 663 870
9 th	Shrimps, prawns	frozen; cold-water species HS 0306.16	2 400 860
10 th	Fish, other than species in 0304	frozen fillets HS 0304.89	2 260 290

A GLOBEFISH Product

Information, Disclaimer


Sources

Established in 1984, GLOBEFISH is a multi-donor funded project in the Fisheries Division of the Food and Agriculture Organization of the United Nations (FAO), responsible for providing up-to-date market and trade information on fish and fish products.

[Visit our website](#)

[Subscribe to our newsletter](#) or [email us](#)

Recent Publications



[Globefish Highlights](#)

Our flagship publication, focused on prices and analysis of market trends covering a variety of major commodities. Released quarterly.



[Chinese Fish Price Report](#)

Comprehensive coverage of Chinese price trends, market information for commercially significant species, along with industry news and policy updates. Released quarterly.



[European Price Report](#)

Market and price analysis for fish and fish products in the European market. Released monthly.



This is the second edition of the GLOBEFISH Market Profiles produced for this country, and was made at the beginning of 2023.

These profiles are based on nationally reported data or information published by international agencies. As the profile is intended to reflect the most up to date information available, reporting years may vary between sections and commodities.

The designations employed and the presentation of material in this information product do not imply the expression of any opinion whatsoever on the part of FAO concerning the legal or constitutional status of any country, territory or sea area, or the delimitation of frontiers or boundaries.

The data herein presented is compiled by FAO staff at the time of its production, "as is" and "as available", and every effort is made to ensure, but not guarantee, their timeliness, accuracy and completeness. FAO assumes no responsibility for errors and omissions in the data provided. Users are, however, kindly asked to report any errors or deficiencies in this product to FAO GLOBEFISH (globefish@fao.org).

Please note

Re-exports and re-imports are not included. The term N/A has been used to indicate that information was not found in the indicated sources. The classification of fish and fish products as either processed or unprocessed is very broad and is intended for indicative purposes only.

[HS codes for fish and fish products](#)

International trade codes for fish and fish products in a user friendly format.



Sources and time periods:

-Fishing and aquaculture production (2020):
FAO's [Global Fishery and Aquaculture Production Statistics](#)

-Fish available for consumption (2017):
FAO's [Fishery and Aquaculture Statistics 2019](#)

-Population (2020), GDP Growth (2016-2020), GDP per Capita (2020):
IMF's [World Economic Outlook Databases](#)

-Imports, Exports and Share of Trade (2020):
FAO's [Global Fishery and Aquaculture Commodities Statistics](#)

-GDP, GDP from fisheries, GDP from agriculture (2020):
World Bank's [World Development Indicators](#),
OECD's [National Accounts Statistics](#) or
UNSD's [National Accounts](#)

-Ease of doing business (2020):
World Bank's [Ease of Doing Business](#) ranking

-Length of Coastline, Exclusive Economic Zone, Exclusive Fishing Zone (2003):
UNEP's [Global Environment Outlook](#)

[GLOBEFISH](#)

Explore more market information on the GLOBEFISH website



[European Price Dashboard](#)

Hundreds of prices, updated every Monday

