



COUNTRY BRIEF

Population	Ease of doing business rank
331 234 000	6th
Length of coastline	Exclusive economic zone
133 312 km	8 078 170 km ²
Average GDP growth	GDP per capita
2.86%	USD 63 100

GDP from fisheries

0.02%

Fish available for consumption

22.4 kg/capita

Imports of fish and fish
products - 2020

USD 22 714 182 430

Agricultural GDP from fisheries

N/A

Fisheries and aquaculture
production

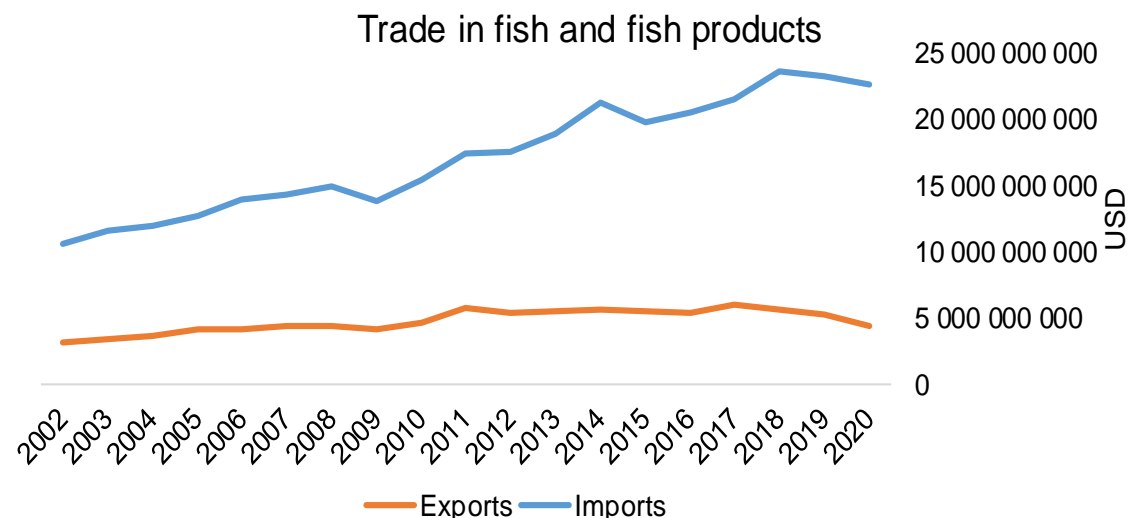
Total 4 694 294 tonnes

Fisheries 90%

Aquaculture 10%

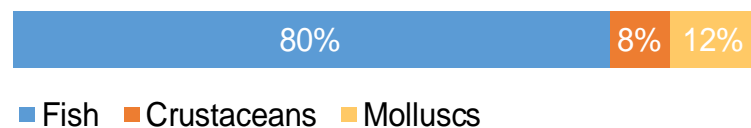
Exports of fish and fish
products - 2020

USD 4 383 985 730

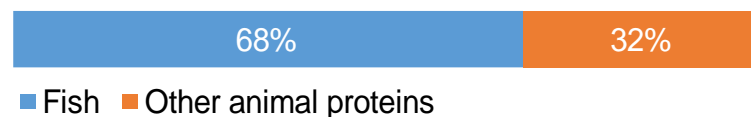


Production and Trade Breakdown

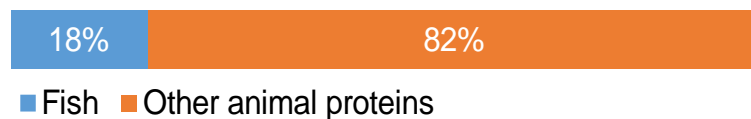
Production by volume



Imports by value



Exports by value



Production - Top 10 Species (Volume)

		Tonnes
1 st	Alaska pollock (Walleye poll.)	1 465 334
2 nd	Gulf menhaden	412 322
3 rd	North Pacific hake	247 899
4 th	American sea scallop	184 855
5 th	Atlantic menhaden	178 196
6 th	Pacific cod	172 602
7 th	American cupped oyster	161 172
8 th	Channel catfish	143 187
9 th	Yellowfin sole	131 777
10 th	Skipjack tuna	128 796

Imports - Top 10 Products (Value)

			USD
1 st	Shrimps, prawns	frozen	4 874 656 430
		HS 0306.17	
2 nd	Pacific, Atlantic, Danube salmon	fresh or chilled fillets	2 094 497 750
		HS 0304.41	
3 rd	Crabs	frozen	1 673 680 080
		HS 0306.14	
4 th	Shrimps, prawns	prepared or preserved, not in airtight containers	1 238 199 940
		HS 1605.21	
5 th	Pacific, Atlantic, Danube salmon	frozen fillets	1 107 783 480
		HS 0304.81	
6 th	Atlantic, Danube salmon	fresh or chilled; excluding fillets, livers and roes	973 797 590
		HS 0302.14	
7 th	Tunas, skipjack, bonito	prepared or preserved; whole or in pieces	925 785 400
		HS 1604.14	
8 th	Fish	prepared or preserved	618 626 530
		HS 1604.20	
9 th	Crab	prepared or preserved	561 751 650
		HS 1605.10	
10 th	Shrimps, prawns	prepared or preserved, in airtight containers	505 246 780
		HS 1605.29	

Exports - Top 10 Products (Value)

			USD
1 st	Alaska Pollack	frozen meat; excluding fillets, livers and roes	420 711 610
		HS 0304.94	
2 nd	Lobsters	live, fresh or chilled	415 328 910
		HS 0306.32	
3 rd	Alaska Pollack	frozen fillets	335 623 040
		HS 0304.75	
4 th	Fish, other than species in 0303	frozen; excluding fillets, livers and roes	334 082 750
		HS 0303.89	
5 th	Livers, roes, milt	frozen	251 475 580
		HS 0303.91	
6 th	Sockeye salmon (red salmon)	frozen; excluding fillets, livers and roes	203 691 070
		HS 0303.11	
7 th	Salmon	prepared or preserved; whole or in pieces	192 482 430
		HS 1604.11	
8 th	Flours, meals, pellets. Unfit for human consumption	from fish or aquatic invertebrates	180 828 670
		HS 2301.20	
9 th	Pacific salmon	frozen; excluding fillets, livers and roes	158 254 650
		HS 0303.12	
10 th	Fish fats or oils and fractions thereof	not chemically modified or from fish-livers	138 342 180
		HS 1504.20	

A GLOBEFISH Product

Information, Disclaimer

Sources

Established in 1984, GLOBEFISH is a multi-donor funded project in the Fisheries Division of the Food and Agriculture Organization of the United Nations (FAO), responsible for providing up-to-date market and trade information on fish and fish products.

[Visit our website](#)

[Subscribe to our newsletter](#) or [email us](#)

Recent Publications



[Globefish Highlights](#)

Our flagship publication, focused on prices and analysis of market trends covering a variety of major commodities. Released quarterly.



[Chinese Fish Price Report](#)

Comprehensive coverage of Chinese price trends, market information for commercially significant species, along with industry news and policy updates. Released quarterly.



[European Price Report](#)

Market and price analysis for fish and fish products in the European market. Released monthly.



This is the second edition of the GLOBEFISH Market Profiles produced for this country, and was made at the beginning of 2023.

These profiles are based on nationally reported data or information published by international agencies. As the profile is intended to reflect the most up to date information available, reporting years may vary between sections and commodities.

The designations employed and the presentation of material in this information product do not imply the expression of any opinion whatsoever on the part of FAO concerning the legal or constitutional status of any country, territory or sea area, or the delimitation of frontiers or boundaries.

The data herein presented is compiled by FAO staff at the time of its production, "as is" and "as available", and every effort is made to ensure, but not guarantee, their timeliness, accuracy and completeness. FAO assumes no responsibility for errors and omissions in the data provided. Users are, however, kindly asked to report any errors or deficiencies in this product to FAO GLOBEFISH (globefish@fao.org).

Please note

Re-exports and re-imports are not included. The term N/A has been used to indicate that information was not found in the indicated sources. The classification of fish and fish products as either processed or unprocessed is very broad and is intended for indicative purposes only.

[HS codes for fish and fish products](#)

International trade codes for fish and fish products in a user friendly format.



Sources and time periods:

-Fishing and aquaculture production (2020):
FAO's [Global Fishery and Aquaculture Production Statistics](#)

-Fish available for consumption (2017):
FAO's [Fishery and Aquaculture Statistics 2019](#)

-Population (2020), GDP Growth (2016-2020), GDP per Capita (2020):
IMF's [World Economic Outlook Databases](#)

-Imports, Exports and Share of Trade (2020):
FAO's [Global Fishery and Aquaculture Commodities Statistics](#)

-GDP, GDP from fisheries, GDP from agriculture (2020):
World Bank's [World Development Indicators](#),
OECD's [National Accounts Statistics](#) or
UNSD's [National Accounts](#)

-Ease of doing business (2020):
World Bank's [Ease of Doing Business](#) ranking

-Length of Coastline, Exclusive Economic Zone, Exclusive Fishing Zone (2003):
UNEP's [Global Environment Outlook](#)

[GLOBEFISH](#)

Explore more market information on the GLOBEFISH website



[European Price Dashboard](#)

Hundreds of prices, updated every Monday

