



COUNTRY BRIEF

Population	Ease of doing business rank
3 531 000	101st
Length of coastline	Exclusive economic zone
1 096 km	110 500 km ²
Average GDP growth	GDP per capita
6.86%	USD 15 200

GDP from fisheries

0.10%

Fish available for consumption

9.2 kg/capita

Imports of fish and fish
products - 2020

USD 34 095 130

Agricultural GDP from fisheries

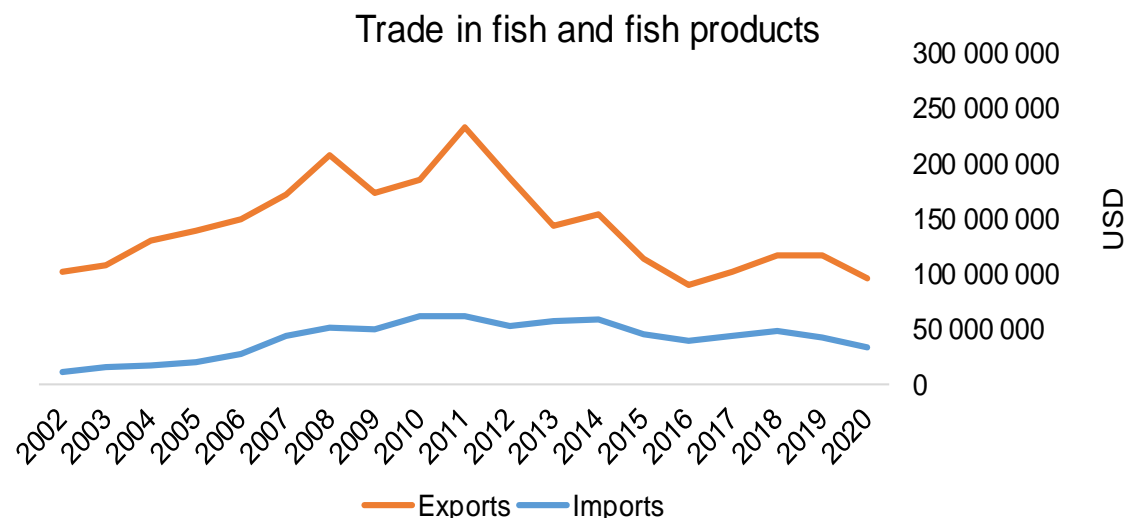
1.23%

Fisheries and aquaculture
production

Total	62 983 tonnes
Fisheries	100%
Aquaculture	0%

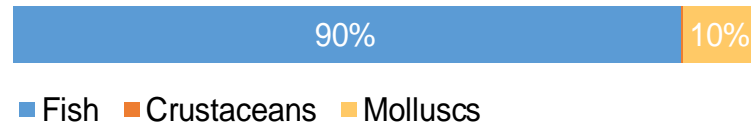
Exports of fish and fish
products - 2020

USD 96 982 080




Production and Trade Breakdown

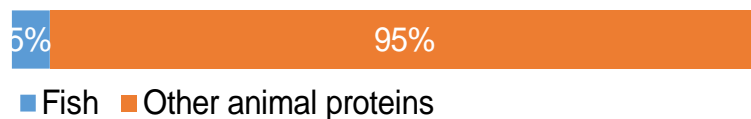
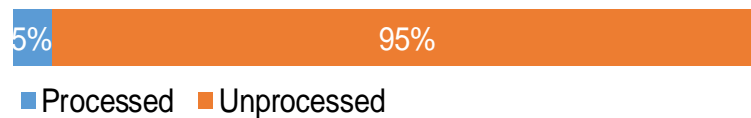
Production by volume



Imports by value



Exports by value



Production - Top 10 Species (Volume)

		Tonnes
1 st	Whitemouth croaker	20 104
2 nd	Argentine hake	11 903
3 rd	Streaked prochilod	6 470
4 th	Argentine shortfin squid	6 221
5 th	Striped weakfish	5 594
6 th	Blackbelly rosefish	2 494
7 th	Argentine menhaden	1 530
8 th	Patagonian grenadier	1 436
9 th	King weakfish	1 239
10 th	Freshwater fishes nei	1 107

Imports - Top 10 Products (Value)

			USD
1 st	Tunas, skipjack, bonito	prepared or preserved; whole or in pieces HS 1604.14	8 905 800
2 nd	Fish, other than species in 1604	prepared or preserved; whole or in pieces HS 1604.19	4 538 970
3 rd	Pacific, Atlantic, Danube salmon	fresh or chilled fillets HS 0304.41	4 207 770
4 th	Fish	prepared or preserved HS 1604.20	2 600 950
5 th	Shrimps, prawns	frozen HS 0306.17	2 097 200
6 th	Dogfish, other sharks	frozen; excluding fillets, livers and roes HS 0303.81	1 686 550
7 th	Catfish	frozen fillets HS 0304.62	1 290 510
8 th	Fish	fresh or chilled fillets HS 0304.44	1 240 340
9 th	Squid, cuttlefish	frozen HS 0307.43	1 049 570
10 th	Hake	frozen fillets HS 0304.74	836 490

Exports - Top 10 Products (Value)

			USD
1 st	Fish, other than species in 0303	frozen; excluding fillets, livers and roes HS 0303.89	57 203 130
2 nd	Squid, cuttlefish	frozen HS 0307.43	14 818 550
3 rd	Hake	frozen; excluding fillets, livers and roes HS 0303.66	10 438 360
4 th	Dogfish, other sharks	frozen; excluding fillets, livers and roes HS 0303.81	4 033 670
5 th	Caviar	prepared from fish eggs HS 1604.31	2 322 550
6 th	Toothfish	frozen; excluding fillets, livers and roes HS 0303.83	2 213 970
7 th	Fish	fresh or chilled; excluding fillets, livers and roes HS 0302.59	1 207 010
8 th	Dogfish, other sharks, rays, skates	frozen fillets HS 0304.88	1 134 030
9 th	Flours, meals, pellets. Unfit for human consumption	from fish or aquatic invertebrates HS 2301.20	733 160
10 th	Crabs	frozen HS 0306.14	636 230

A GLOBEFISH Product

Information, Disclaimer

Sources

Established in 1984, GLOBEFISH is a multi-donor funded project in the Fisheries Division of the Food and Agriculture Organization of the United Nations (FAO), responsible for providing up-to-date market and trade information on fish and fish products.

[Visit our website](#)

[Subscribe to our newsletter](#) or [email us](#)

Recent Publications



[Globefish Highlights](#)

Our flagship publication, focused on prices and analysis of market trends covering a variety of major commodities. Released quarterly.



[Chinese Fish Price Report](#)

Comprehensive coverage of Chinese price trends, market information for commercially significant species, along with industry news and policy updates. Released quarterly.



[European Price Report](#)

Market and price analysis for fish and fish products in the European market. Released monthly.



This is the second edition of the GLOBEFISH Market Profiles produced for this country, and was made at the beginning of 2023.

These profiles are based on nationally reported data or information published by international agencies. As the profile is intended to reflect the most up to date information available, reporting years may vary between sections and commodities.

The designations employed and the presentation of material in this information product do not imply the expression of any opinion whatsoever on the part of FAO concerning the legal or constitutional status of any country, territory or sea area, or the delimitation of frontiers or boundaries.

The data herein presented is compiled by FAO staff at the time of its production, "as is" and "as available", and every effort is made to ensure, but not guarantee, their timeliness, accuracy and completeness. FAO assumes no responsibility for errors and omissions in the data provided. Users are, however, kindly asked to report any errors or deficiencies in this product to FAO GLOBEFISH (globefish@fao.org).

Please note

Re-exports and re-imports are not included. The term N/A has been used to indicate that information was not found in the indicated sources. The classification of fish and fish products as either processed or unprocessed is very broad and is intended for indicative purposes only.

[HS codes for fish and fish products](#)

International trade codes for fish and fish products in a user friendly format.



Sources and time periods:

-Fishing and aquaculture production (2020):
FAO's [Global Fishery and Aquaculture Production Statistics](#)

-Fish available for consumption (2017):
FAO's [Fishery and Aquaculture Statistics 2019](#)

-Population (2020), GDP Growth (2016-2020), GDP per Capita (2020):
IMF's [World Economic Outlook Databases](#)

-Imports, Exports and Share of Trade (2020):
FAO's [Global Fishery and Aquaculture Commodities Statistics](#)

-GDP, GDP from fisheries, GDP from agriculture (2020):
World Bank's [World Development Indicators](#),
OECD's [National Accounts Statistics](#) or
UNSD's [National Accounts](#)

-Ease of doing business (2020):
World Bank's [Ease of Doing Business](#) ranking

-Length of Coastline, Exclusive Economic Zone, Exclusive Fishing Zone (2003):
UNEP's [Global Environment Outlook](#)

[GLOBEFISH](#)

Explore more market information on the GLOBEFISH website



[European Price Dashboard](#)

Hundreds of prices, updated every Monday

