



Food and Agriculture
Organization of the
United Nations

EUROPEAN PRICE REPORT



Latest trends

In September, the summer holidays are over in Europe, and importers are preparing for the Christmas sales period. However, the market is very volatile, as the impact of inflation on the seafood market, including during the main festivities, is likely to be severe. Prices of seafood are generally going up, with a few exceptions, which include cod products and shrimp, for which demand continues to be low. In the present European Fish Price Report, some 25 percent of the prices increased, 24 percent declined, and about half stayed stable.

GROUND FISH

Despite the general macroeconomic situation, the market conditions for wet-salted cod fillets from frozen raw material (*Gadus macrocephalus*) and wet-salted cod fillets (*Gadus morhua*) from fresh raw material of Faroese and Icelandic origin, are improving because the costs of the raw material have fallen recently. This positive development led to good consumption of this traditional product in the Italian market. The next few weeks will be decisive, but price stability and increased consumption are expected, as winter is generally the main consumption period for this product.

September 2023
9/2023

Index for prices

Groundfish	8
Flatfish	10
Tuna	11
Small Pelagics	12
Cephalopods	13
Crustaceans	15
Bivalves	15
Salmon	18
Trout	18
Freshwater fish	18
Non Traditional Species	19
Seabass-Seabream-Meagre	20

The **European Fish Price Report**, based on information supplied by industry correspondents, aims to provide guidance on broad price trends. Price information is indicative and should be used only for forecasting medium- and long-term trends. FAO is not responsible for any errors or omissions.

TUNA - BILLFISHES

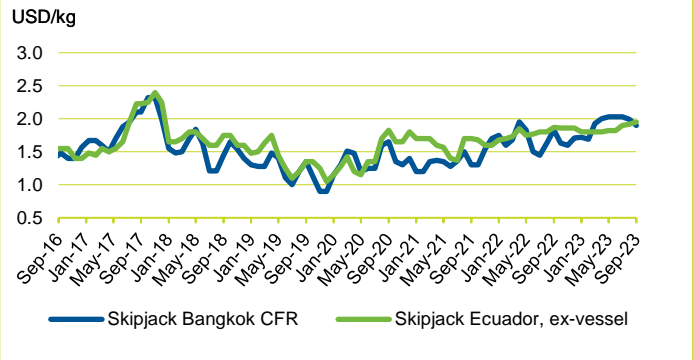
The 3-months FAD closure in the Western and Central Pacific is ending on 30 September. Despite the FAD closure, fishing continues to improve from moderate-to-good level. Skipjack price eventually closed USD 100 per tonne lower than in August, while this month's pricing negotiation remains at a standstill. Major canneries are pushing the price down citing poor finished goods sales at the current price level while major traders are reluctant to accept and are diverting carriers away from the Thailand market.

No change in the fishing situation in the Indian Ocean as it remains slow and local canneries continue to report low raw material inventories. Both skipjack and yellowfin prices increase because of the poor fishing.

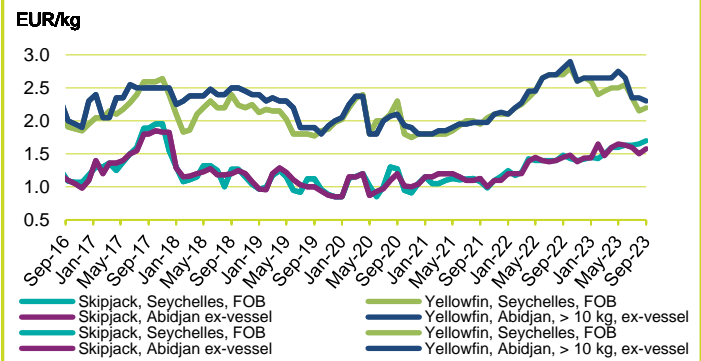
Fishing in the Atlantic Ocean improves to the moderate level. Despite the improvement, skipjack prices increase, closing the gap between Indian Ocean pricing. Yellowfin prices, however, decrease.

The first 72-days IATTC 'veda' continues to be in effect in the Eastern Pacific Ocean. While 60 percent of the Eastern Pacific fleet is eligible to fish during the 'veda' period, fishing efforts remain at only 45 percent. Fishing remains moderate-to-good for the vessels still out fishing. Skipjack prices remain constant while yellowfin prices decline due to high percentage of yellowfin in the landings.

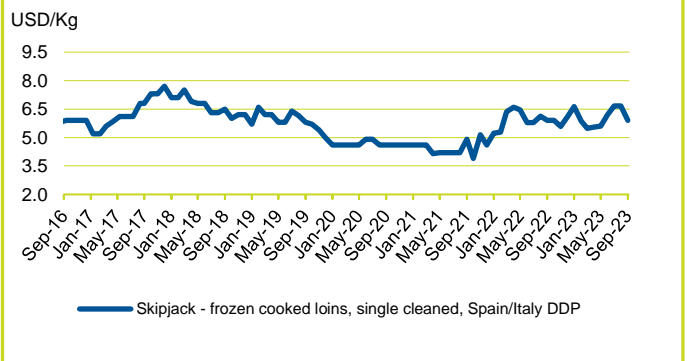
TUNA - Pacific Ocean



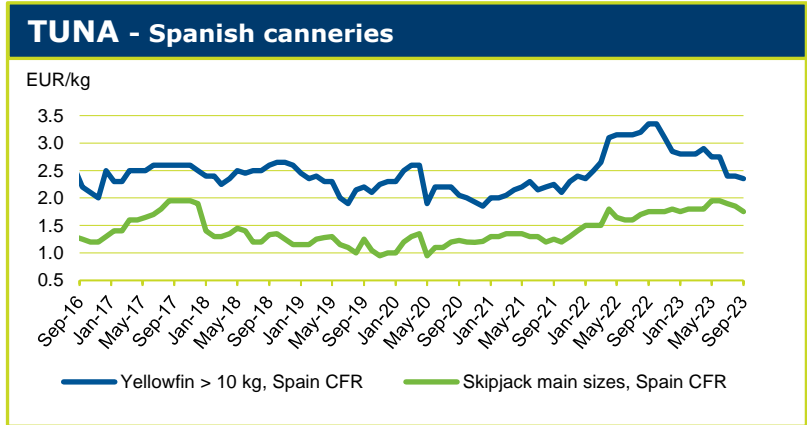
TUNA - Indian/Atlantic Oceans



TUNA - Loins

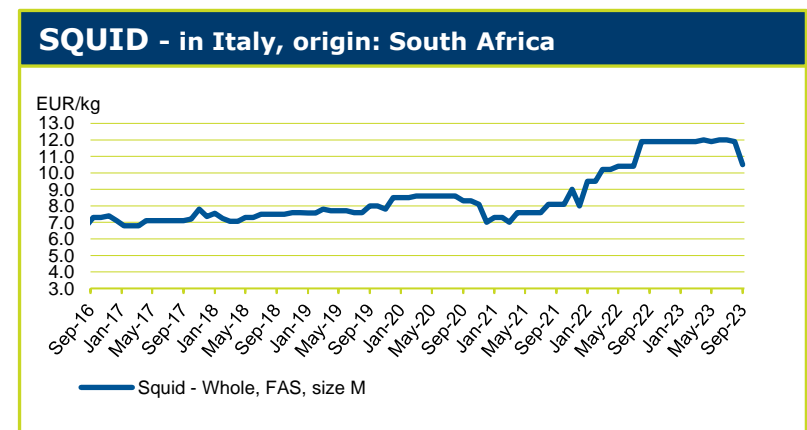


The European market price for skipjack and yellowfin decline due to poor demand. Similarly, the indicative price for cooked, single cleaned skipjack loins is also down.



CEPHALOPODS

Squid catches in South Africa are still extremely poor, so there is little to ship. Prices came down somewhat from the premium levels reached in mid-2023. For the large squid, especially, prices were EUR 3.00 per kg lower.

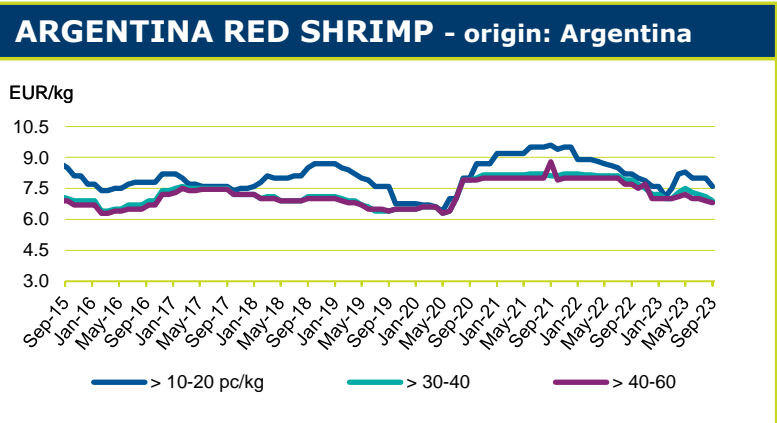


It seems Indonesian octopus is coming up in September as early catching. The current price now is competing with African octopus. Possibly, market price would be cooling down in the coming months since supply from Africa is predicted lower due to low demand.

CRUSTACEANS

The current supply of shrimp from Indonesia is not going up which is causing prices to increase. Meanwhile demand is dropping from the United States of America as the biggest importer for Indonesian vannamei. Demand in the United States of America and also in the European Union is expected to stay bleak until the end of this year. The trend for Indonesian vannamei production is up even though the market is going down.

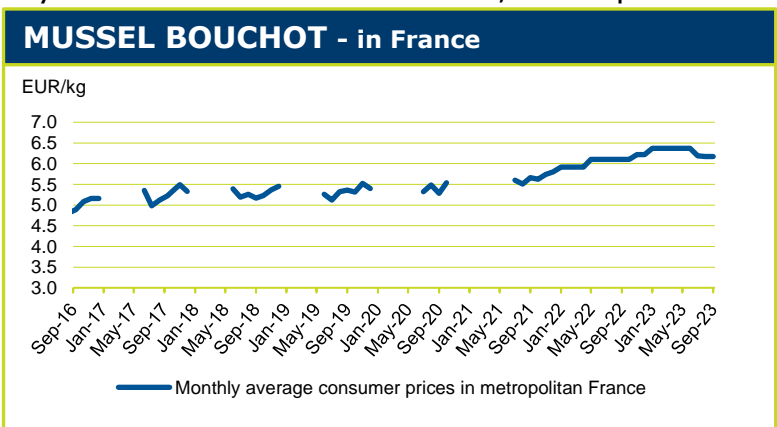
In Argentina, the shrimp fisheries continues in national waters, with high cold storage holdings. In Europe, likewise, stocks of shrimp are high, and prices continue to be relatively low. Demand in Europe continues to be bleak, and as a result, prices declined by EUR 0.10-0.20 per kg.



BIVALVES

Italy is Europe's leading producer of clams, but this year alone more than 50 percent of the production has been damaged by the blue crab. As a result, clam prices are increasing in Italy, and wild clams are selling at a high of EUR 6.99 per kg, while the cultured Manila clams (*Ruditapes philippinarum*) is fetching EUR 14.99 per kg in the retail market.

Italy supplies approximately 96 percent of EU-farmed Manila clams. Following a reduction in wild seed availability, farmers started to depend on hatchery-produced seed, mainly imported from other countries. Indeed, only one hatchery is currently operating in Italy. The main production area of this species is the lagoon of Goro, close to Venice.

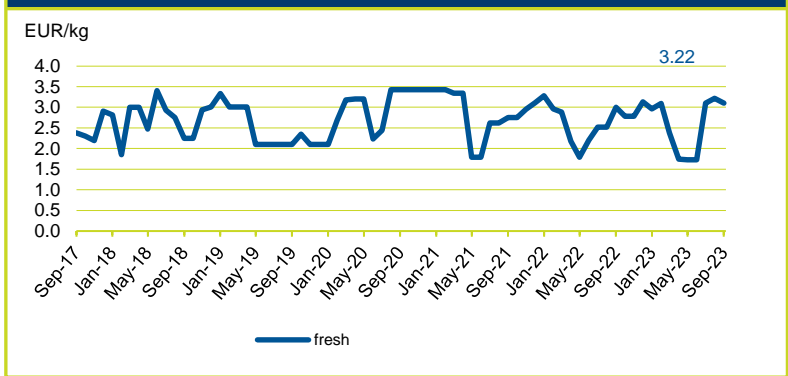


SMALL PELAGICS

The summer months led to plenty of small pelagics landings in Europe. Prices have come down, especially for sardines and anchovies in Mediterranean countries.

The North Sea mackerel quota for 2023 was reduced by 13 percent, which led to a general increase of mackerel prices in Norway. Meanwhile, the North Sea herring fishery was given a 28 percent increased quota for 2024, but landings have been poor during the first half of 2023.

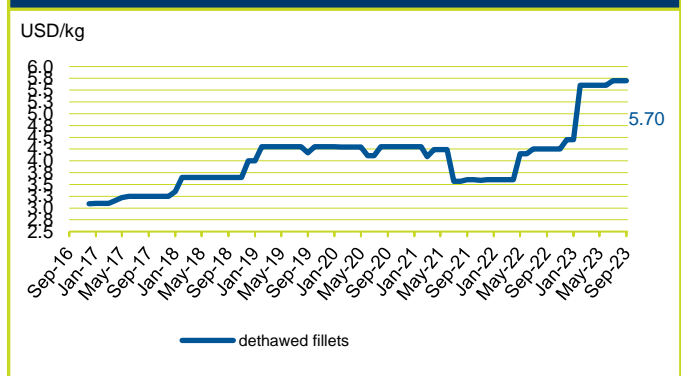
Mackerel - in Italy, origin: France



FRESHWATER

Live eel is one of the seafood species with the highest price. The retail price range for United Kingdom of Great Britain and Northern Ireland of live eels in September 2023 is between USD 15 and USD 20 per kg. Back in September 2022, the price was USD 13.50 per kg. In Spain, the small eels are a very appreciated product, selling at EUR 36 per kg.

Pangasius - in Italy, origin: Viet Nam

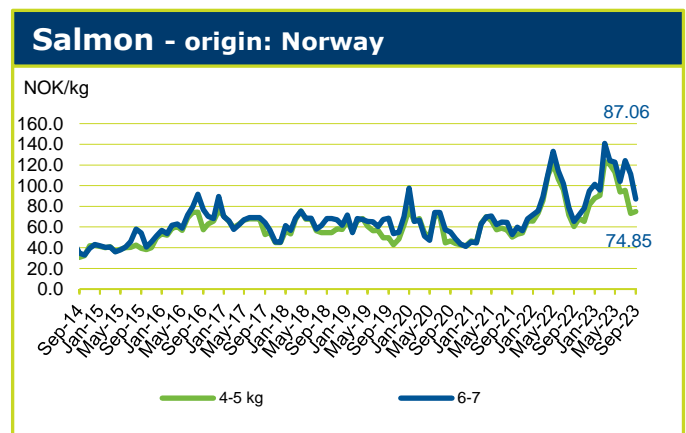


SALMON

The increase in tourism during the summer months, with levels before the COVID-19 pandemic, had a direct impact on outdoor consumption of seafood where the HORECA sector is strong, and Norwegian salmon was no exception.

The Norwegian Seafood Council (NSC) figures show that Norway exported 125 041 tonnes of salmon worth NOK 10.7 billion in August, which represented an increase of 6 percent in volume and 18 percent in value compared to the same month of last year. The devaluation of the krone is a key factor for the increase in the export value.

According to NSC analysis, the export value for Norwegian salmon is the highest that has been measured in any August. In addition, the export value registered meant that this August was the 30th month in a row with continuous growth in value measured against the same period of the previous year, and confirms the strong position of the Norwegian salmon in the markets. This equally long continuous growth period was not seen since May 2011.



In terms of market exports, Poland, the United States of America and Netherlands (Kingdom of the) were the biggest for salmon in August.. Product type wise, there was a decrease in volume for frozen fillets but an increase for fresh whole.

FOB prices for whole fresh Norwegian Atlantic salmon (sales to export markets at the Norwegian border) declined from NOK 80.52 (EUR 7.13) at week 32 to NOK 77.57 (EUR 6.70) at week 34, following two consecutive weeks of decline.

TROUT

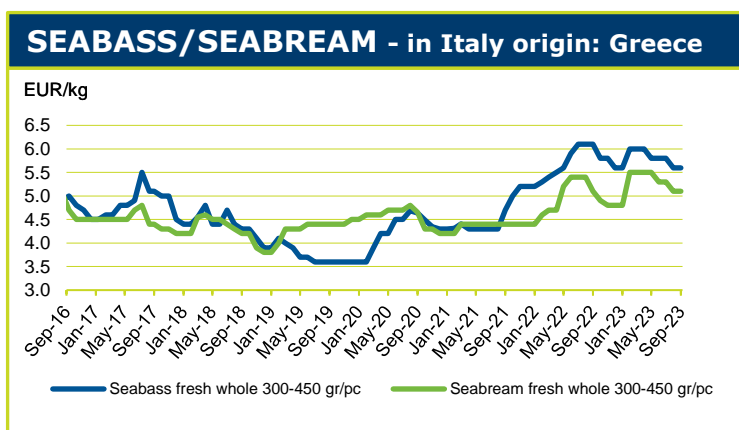
NSC database shows that fresh trout (HOG) FOB prices to export markets at the Norwegian border reached NOK 74.65 (EUR 6.45) at week 34, up 6 percent compared to the previous week. After a downward trend from week 23 to week 30, there are now 4 consecutive weeks of growth starting at NOK 65.95 (EUR 5.87) at week 30. Nevertheless, prices of fresh trout measured in Euros are still lower than at the same time last year.

SEABREAM/SEABASS

A strong market in the first quarter of 2023 was followed by steady demand in the summer months. Italy, by far the largest market for seabass and seabream, has seen almost no change in supply of seabream so far this year. Meanwhile, a fall in imports of seabass meant that gross supply was six percent below 2022 levels. Imports of Greek seabass in the first half of the year fell by some 15 percent, despite Greek products remaining price competitive; wholesale prices in Rome for September put 300-400g fish from Greece at EUR 6 per kg, while domestically raised fish averaged EUR 12.10 per kg. Part of the shortfall in Greek supply has been made up for by Türkiye, which saw exports of seabass to Italy in the first six months increase by 650 tonnes (+23 percent on 2022 levels).

Spain and France, the second and third largest importers of seabass and seabream, respectively, both saw monthly imports in the thousands of tonnes over the summer months. Spain imported a total of 6 500 tonnes of seabream and 3 600 tonnes of seabass in May and June 2023, slightly more than in 2022. The glut of seabream on the market — domestic harvests in the first half of the year

have also increased by 7 percent year-on year and have caused prices to continue to soften. Wholesale prices for small and medium fish are reported at at EUR 4.65 per kg, down by some 30 percent from their peak in February. French imports of seabass and seabream between May and July totalled 6 500 tonnes, down 6 percent from the same period last year, primarily as a result of reduced imports of Greek seabass.





Fish Species Trade Name	Product Form	Grading	Price per kg			Reference & Area	Origin	
			As stated	EUR	USD			
GROUND FISH								
							September 2023	
Cod/Cabillaud, Morue/ Bacalao <i>Gadus morhua</i>	Fresh - Whole	1-2 kg/pc		8.19	8.62 +	Italy CPT	Denmark	
		2-4		9.40	9.89 +			
	Fresh, fillet	100-200 g/pc		11.57	12.18 +			
		200-400		11.28	11.87 +			
		500-1000		11.37	11.97 -			
		> 1000		8.34	8.78 -			
	Frozen, Fillet, 10 percent glazing	1000-2000		7.75	8.16			
		20 percent glazing		7.50	7.89			
	Stockfish, soaked			7.50	7.89			
				7.50	7.89			
	Stockfish, dry	700 g/pc		26.00	27.37 =	DDP	Norway	
	wet salted fillets	700-1000 g/pc		13.00	13.68 -		Iceland	
	IQF, loin portion single frozen	portion	100-150 g/pc		13.00	13.68 =	CIF	
					10.48	11.00		
	H&G	0.5-1 kg/pc	1-2		4.10	4.32 -	United States of America CIF	Russia
			2-3		4.95	5.21 +		
					4.90	5.16		
	Salted cod (migas)				8.00	8.42		Spain
	Salted cod				17.50	18.42 +	Spain wholesale	Europe
	Fresh			6.50	6.84 +			
Frozen			15.90	16.74 +				
Fresh cultured			4.00	4.21 =				
Fresh fillets			9.50	10.00 =				
Fresh, headed	2-3 kg/pc	3-4		9.00	9.47 -	France wholesale		
		4-5		9.20	9.68 -			
				9.50	10.00 -			
	Fillet	100-200 g/pc		12.50	13.16 -			
		200-300		13.50	14.21 -			
Fillet	1 kg/pc	GBP	19.50	22.41	United Kingdom retail	Iceland		
	Portion	160 g/pc	GBP	30.63			35.20	
salted and dried		1000	GBP	22.50	25.86			
<i>Gadus macrocephalus</i>	Fillet - wet salted - 1st quality produced from frozen raw material Defrosted, whole	400-700 g/pc		11.30	11.89 =	Italy CIF	Denmark	
				14.60	15.37 +	CPT		
Hake/Merlu/Merluza <i>Merluccius capensis</i>	Minced block			2.08	2.19 =	Namibia FOB for Spanish market	Namibia	
	Fillets	100-110 g/pc		4.95	5.21	United States of America CIF		
<i>Merluccius merluccius</i>	Fillets, skin-less, interleaved	55-115 g/pc		6.15	6.47	Spain ex-vessel	South Africa	
		110-170		6.15	6.47			
		250-450		5.65	5.95			
		> 1.8		4.65	4.89			
	H&G	0.8-1.2 kg/pc		3.68	3.87			
		1.5-1.8		3.97	4.18			
				4.65	4.89			
				5.97	6.28			
	Fillets, skin-on, interleaved	170-227 g/pc		6.17	6.49		Namibia	
		227-283		6.17	6.49			
283-340			6.17	6.49				
> 340			6.17	6.49				
IQF portion, trapeze		90-110 g/pc		9.80	10.32 =	Italy CIF		
Fresh - whole	100-200 g/pc			5.50	5.79 +	CPT	Mediterranean	
				5.58	5.87 +			
				6.36	6.69 +			
				7.14	7.52 +			
				6.85	7.21 +			
				6.77	7.13 +			
				7.09	7.46 -			
Fresh - whole	1000-2000 g/pc			9.20	9.68 +	France wholesale	France	
				9.80	10.32 +			
				10.50	11.05 +			
				10.80	11.37 +			
Fillets	4000-5000			12.50	13.16 +		Europe	
				12.50	13.16 +			
Fillets	3-4 pc/kg			6.00	6.32 +	Spain wholesale	Spain	
				5.50	5.79 -			
		Fresh, from trawling	1000 g/pc		5.20			5.47 -
		Fresh, from longlining	1000		7.80			8.21 -
			1000		10.50			11.05 =
IQF, H&G	0.7-1 kg/pc	1-2		2.45	2.58 ^	FOB	Spain	
		1-2		2.95	3.11 =			
		1.5-2.5		2.99	3.15			
<i>Merluccius hubbsi</i>	H&G, interleaved	80-200 g/pc		2.15	2.26		Argentina	
	H&G	80-200 g/pc		1.70	1.79	Uruguay FOB	Uruguay	
200-300			1.90	2.00				
300-500			2.10	2.21				
500-800			2.40	2.53				
> 800			2.70	2.84				
<i>Merluccius gayi</i>	Block frozen	50-200 g/pc		3.48	3.65	Ecuador FOB	Ecuador	
	Portions			10.02	10.52	United States of America CIF	Chile	



Fish Species Trade Name	Product Form	Grading	Price per kg			Reference & Area	Origin	
			As stated	EUR	USD			
GROUND FISH (cont.)								
						September 2023		
Hake/Merlu/Merluza (cont.) <i>Merluccius polli</i> <i>Merluccius senegalensis</i> <i>Merluccius bilinearis</i> <i>Merluccius productus</i>	H&G, interleaved	100-200 g/pc		2.19	2.31	Spain FOB	Guinea/ Senegal	
		200-300 g/pc		2.25	2.37			
		300-425 g/pc		2.55	2.68			
		1000-1500		3.15	3.32			
	Blockfrozen	300-500		2.58	2.72		ex coldstore	Senegal
	500-800		2.68	2.82	Spain			
	70-185 g/pc		1.35	1.42	USA			
Haddock/Eglefin/Eglofino <i>Melanogrammus aeglefinus</i>	H&G	< 0.8 kg/pc	NOK	18.75	1.65	1.75	Sweden FCA	Norway
	Fillet			6.00	6.32		United States of America CIF	Poland
	Fillet	1 kg/pc	GBP	18.00	20.69	21.95	United Kingdom retail	Iceland
	Fillet	180-220 g/pc	GBP	19.00	21.84	23.17		
	Whole, 20 percent glazing	300-500 g/pc		2.70	2.84	=	Spain CIF	Faeroe Islands
		500-700		3.20	3.37	=		
	Fillet, skin on, 20 percent glazing	400-800		8.95	9.42			
	Fillet, skinless, 20 percent glazing	300-700		10.05	10.58			
Ling/Lingue franche/ Maruca <i>Molva molva</i>	Fillet - wet salted Produced from fresh raw material 1st quality	1-1.5 kg/pc		6.50	6.84	=	Italy DDP	
	IQF, fillets, skin-on	0.5-1.2 kg/pc		3.45	3.63		Spain FOB	Spain
Monkfish/Baudroie/ Rape <i>Lophius spp.</i>	Fresh, tail	< 300 g/pc		8.53	8.98	Italy CPT	UK	
		200-500		9.52	10.02			
		500-1000		11.21	11.80			
		1000-2000		12.30	12.95			
		> 2000		13.02	13.71			
	Fresh, whole	100-300 g/pc		8.41	8.85		+	Mediterranean
		300-600		8.36	8.80		+	
		500-1000		6.09	6.41		+	Atlantic
		1000-2000		6.87	7.23		+	
	> 2000		7.28	7.66	-			
	Whole	250-500 g/pc		9.25	9.74		Spain FOB	Namibia
		500-1000		9.45	9.95			
	Whole, gutted	250-400 g/pc		4.45	4.68		Spain	Spain
300-600			4.78	5.03	^			
Whole, skinless	1-1.5 kg/pc		12.75	13.42	CIF	Faroe Islands		
	1-2		12.85	13.53				
	2-3		13.25	13.95				
Tails, skin-on, 20% glazing 10% glazing	300-500 g/pc		7.20	7.58	wholesale	Spain		
	1000-2000		13.35	14.05				
Fresh, whole			14.00	14.74	=	Europe		
			13.00	13.68	-	China		
Whole			4.50	4.74	-			
John Dory/ Saint Pierre/ Pez de San Pedro <i>Zeus faber</i>	Fresh - whole	1-2 kg/pc		21.50	22.63	-	France wholesale	France
		2-3		22.50	23.68	-		
		500-1000 g/pc		23.00	24.21	+	Italy CPT	Italy
	1000-2000		26.69	28.09	+			
	2000-3000		26.01	27.38	+			
	600-800		26.45	27.84	+			
	Fresh - gutted	800-1000		17.63	18.56	-		
		1000-2000		22.73	23.93	+		
		> 2000		23.47	24.71	+		
				10.91	11.48	-		
H&G	< 200 g/pc		1.35	1.42	Spain FOB	Mauritania/ Guinea		
	80-250		2.25	2.37				
	200-300		3.35	3.53				
	500-650		2.65	2.79				
	> 500		6.35	6.68				
Fillet	80-120 g/pc		4.45	4.68	CIF	Morocco		
	Fillet, skin-on	100-150 g/pc		4.65		4.89	China	
		150-200		5.05	5.32			
		> 200		5.35	5.63			
Golden redfish Sébastes doré Gallineta dorada <i>Sebastes mentella</i> <i>Sebastes marinus</i>	Block, H&G, Japanese cut	50-100 g/pc		2.05	2.16	FOB	Spain	
		100-150		2.29	2.41			+
		150-200		2.60	2.74			+
		200-300		2.49	2.62			
	Block, whole	400-500 g/pc		1.65	1.74			
		H&G	80-100 g/pc		2.25		2.37	
			150-200		2.58		2.72	
		200-300		3.55	3.74			
		300-500		3.65	3.84			
		> 500		3.75	3.95			
<i>Sebastes norvegicus</i>	Fresh, fillet			10.04	10.57	+	Italy CPT	Norway



Fish Species Trade Name	Product Form	Grading	Price per kg		Reference & Area	Origin				
			As stated	EUR USD						
GROUND FISH (cont.)						September 2023				
Alaska pollack/Lieu de l'Alaska/Colin de Alaska <i>Theragra chalcogramma</i>	Fillets, skinless, MSC certified 20 percent glaze	120-170 g/pc	3.20	3.37	Spain CIF	China				
		170-230	3.20	3.37						
		230-300	3.20	3.37						
Common dentex/ Dentex commun Dentón <i>Dentex dentex</i>	Fresh	0.8-1 kg/pc	23.85	25.11	Italy CPT	Mauritania				
		1-2	20.52	21.60 -						
		2-3	25.29	26.62 -						
		3-5	28.56	30.06 -	Spain FOB	Guinea/Mauritania				
		5-7	33.13	34.87						
		225-300 g/pc	2.25	2.37						
Bogue/Boga <i>Boops boops</i>	IQF, whole	275-350	2.55	2.68	ex-vessel	Spain				
		300-425	2.85	3.00						
		4-8 pc/kg	0.98	1.03						
Fresh	Fresh	3-6	1.05	1.11	wholesale	Spain				
			1.20	1.26 +						
			1.68	1.77 -	Italy CPT					
FLATFISH						September 2023				
Turbot/Rodaballo <i>Psetta maxima</i>	whole, farmed	0.4-0.6 kg/pc	9.85	10.37	Spain CIF	Spain				
		0.6-0.8	9.85	10.37						
		0.8-1	9.85	10.37						
		1-1.5	9.85	10.37						
	Fresh - whole wild	Frozen, gutted, 20% glazing	0.3-0.5 kg/pc	12.25	12.89	wholesale	Netherlands (Kingdom of)			
			0.5-1	13.35	14.05					
			300-500 g/pc	8.70	9.67 -					
			400-600	10.40	11.56 =					
			600-800	10.05	11.17 -					
			800-1000	10.15	11.28 -					
			1000-2000	12.15	13.50 -					
			2000	20.00	21.05 -					
	Fresh - whole, wild	Frozen	1000-2000	11.50	12.11 +	wholesale	Spain			
			2000	15.00	15.79 =					
	Fresh - whole, farmed Culture	Culture	600-800 g/pc	11.13	11.72 +	Italy CPT	Spain/Portugal			
			800-1000	12.06	12.69 +					
			1000-1500	10.77	11.34 +					
			1500-2000	10.06	10.59 +					
			2000-2500	9.60	10.11 +					
2500-3000			10.17	10.71 -						
3000-4000			12.54	13.20 -						
4000-5000			12.48	13.14 -						
Fresh - gutted, wild			Fresh - fillets	0.5-1 kg/pc	8.95			9.42 -	France wholesale	Netherlands (Kingdom of)
				1-2	13.28			13.98 +		
	0.7-1	20.21		21.27 -						
	1-2	19.95		21.00						
	2-3	18.58		19.56						
	3-4	19.33		20.35 +						
Fresh - whole	Fresh - whole	1-2	20.20	21.26	France wholesale	France				
		2-3	20.20	21.26						
		3-4	20.20	21.26						
		4-5	20.59	21.67						
Fresh - whole, wild	Fresh - whole, wild	1000-2000 g/pc	22.50	23.68 +	France wholesale	France				
		2000-3000	24.50	25.79 +						
Fresh - whole, wild	Fresh - whole, wild	3000-4000	31.50	33.16 +	France wholesale	France				
		4000-5000	31.50	33.16 +						
Sole/Sole/ Lenguado <i>Solea vulgaris</i>	Fresh - whole wild	120-175 g/pc	13.45	14.16	Spain CIF	Netherlands (Kingdom of)				
		175-200	15.10	15.89						
		160-360	10.50	11.05						
		110-160 g/pc	11.85	12.47 -						
		160-200	12.80	13.47 -						
		200-250	13.00	13.68 -						
		250-300	13.60	14.32 -						
		300-350	15.00	15.79 -						
		400-500	18.80	19.79 -						
		Gutted	Gutted	160-360 g/pc			14.48	15.24	FOB	Netherlands (Kingdom of)
	450-1000			14.49	15.25					
	160-360 g/pc			17.50	18.42 -					
	Fresh	Fresh	450-1000	13.00	13.68 =	wholesale	Spain			
			160-360 g/pc	24.00	25.26 -					
	Fresh - gutted	Fresh - gutted	5	14.76	15.54 +	Italy CPT	Netherlands (Kingdom of)			
			4	17.22	18.13 +					
			3	20.07	21.13 -					
			2	24.52	25.81 +					
			1	13.99	14.73					
Fresh - whole	Fresh - whole	1	9.36	9.85	Italy CPT	Italy				
		1-2	15.03	15.82						
Fresh - whole, wild	Fresh - whole, wild	1	47.00	49.47 +	France wholesale	France				
		2	35.00	36.84 +						
		3	28.00	29.47 +						
		4	24.50	25.79 -						



Fish Species Trade Name	Product Form	Grading	Price per kg		Reference & Area	Origin		
			As stated	EUR USD				
FLATFISH								
						September 2023		
Sand sole/sole-pole Lenguado de arena <i>Solea lascaris</i>	Fresh - whole	150-300 g/pc 300-600	13.89 13.93	14.62 + 14.66 +	Italy CPT	West Africa		
Senegalese sole/sole du Sénégal Lenguado senegalés <i>Solea senegalensis</i>	Fresh - whole, farmed	300-400 g/pc	18.00	18.95		Spain		
		400-500	18.75	19.74 -				
		500-600	18.97	19.97 -				
		600-700	19.17	20.18 -				
	Frozen on board, IWP whole, frozen on land	400-500 g/pc	8.25	8.68	Spain CIF FOB	Guinea		
		19-23 cm/pc	1.45	1.53				
Brill/Barbue/ Remol <i>Scophthalmus rhombus</i>	whole, 30% glazing	0.3-0.5 kg/pc	5.05	5.32 -	CIF	Netherlands (Kingdom of)		
		0.5-0.8	8.55	9.00 +				
		1-2	10.05	10.58 -				
European plaice/ Plie d'Europe/ Solla europea <i>Pleuronectes platessa</i>	Fresh - whole	300-400 g/pc	5.00	5.26				
		400-600	5.20	5.47				
	Fillet, white skin on, 30% glazing	> 600	5.35	5.63				
	Fresh - fillet	60-120	5.70	6.00				
	IQF, whiteskin, 25 percent glazing IQF, skinless, 25 percent glazing	N. 2	9.90	10.42 =	Netherlands FOB (for Italian market)			
		N. 2	10.55	11.11 =				
European Flounder/ Flet d'Europe/ Platija europea <i>Platichthys flesus</i> <i>Scophthalmus rhombus</i>	Fresh - whole Fresh - gutted	500-1000 g/pc	18.27	19.23 +	Italy CPT			
		600-1000 g/pc	13.02	13.71 -				
		1000-2000	17.10	18.00 -				
		2000-3000	18.60	19.58				
Megrims/ Cardine/ Gallo <i>Lepidorhombus spp</i>	Whole	< 150 g/pc	2.25	2.37	Spain FOB	Spain		
		150-200	2.75	2.89				
		350-600	3.75	3.95				
		400-500	4.95	5.21				
		500-1000	4.48	4.72				
Blue whiting/Merlan blue/ Bacaladilla <i>Micromesistius poutassou</i>	IQF, whole	14-20 pc/kg 30-35 g/kg	0.75 1.15	0.79 1.21				
TUNA/BILLFISHES								
						September 2023		
Tuna/Thon/Atún for canning	Skipjack - whole		1.81	1.90 -	Bangkok CFR FOB	Western/Central Pacific Ocean		
			1.93	2.03 =				
			1.86	1.95 +	Ecuador ex-vessel	Eastern Tropical Pacific Ocean		
		Yellowfin - whole	2.19	2.30 -				
				1.70	1.79 +	Seychelles FOB	Indian Ocean	
		Yellowfin - whole		2.20	2.32 +			
				1.58	1.66 +	Abidjan ex-vessel	Atlantic Ocean	
		Yellowfin - whole	> 10 kg	2.30	2.42 -			
				1.75	1.84 -	Spain CFR	Various origins	
		Skipjack - whole	1.8-3.4 kg/pc	1.75	1.84 -			
				2.35	2.47 -	Tunisia CFR	Seychelles (Korean vessel)	
		Yellowfin - whole	> 10 kg	2.35	2.47 -			
				1.43	1.50	Europe CFR	India	
		Skipjack	> 1.8 kg/pc	1.43	1.50			
for direct consumption	Yellowfin - pre-cooked loins	double cleaned	8.38	8.80	Spain wholesale FOB	Atlantic		
		single cleaned	8.38	8.80				
	Skipjack - pre-cooked loins		6.19	6.50	various origins			
	Skipjack - cooked & cleaned loins - vacuum packed	double cleaned	6.00	5.90 -				
	Albacore - whole, gutted H&G	< 15 kg/pc	< 15	4.65	4.89 +	Spain wholesale FOB	Atlantic	
				3.95	4.16 =			
			Yellowfin- H&G	< 25 kg/pc	4.25			4.47 =
				> 20	4.65			4.89 =
				25-50	4.65			4.89 =
		50-100		4.65	4.89 =			
				4.45	4.68 =			
				4.45	4.68 =			
	Skipjack - cooked loins	single cleaned	4.38	4.60	Italy CPT	Spain		
	Bigeye - frozen loins		6.76	7.10				
Bigeye - H&G	< 25 kg/pc	> 20	4.25	4.47 =				
			4.65	4.89 =				
			4.65	4.89 =				
			4.65	4.89 =				
			4.45	4.68 =				
Bluefin - H&G, skin-on	50-100		4.95	5.21 ^				
			4.85	5.11 ^				
Albacore, fresh	4-7 kg/pc	7-10	5.32	5.60 +	Italy CPT	Spain		
			4.89	5.15 +				
			4.97	5.23 +				
Bigeye, fresh	10-20		4.95	5.21 +		Italy		
			3.98	4.19 +				
	> 20		4.30	4.53				



Fish Species Trade Name	Product Form	Grading	Price per kg			Reference & Area	Origin
			As stated	EUR	USD		
SWORDFISH							September 2023
Swordfish/Espadon/ Pez espada <i>Xiphias gladius</i>	Fresh - whole	< 12 kg/pc		3.00	3.16 =	Spain wholesale	Atlantic Ocean
		> 25		25.00	26.32 =		
		average		18.00	18.95 =		
	whole	< 12 kg/pc		3.50	3.68 =	FOB	
		> 25		22.00	23.16 =		
		average		12.50	13.16 =		
	H&G, skin-on	< 10 kg/pc		4.95	5.21 =	France wholesale	
		10-30		5.85	6.16 =		
		30-50		6.85	7.21 =		
		50-70		6.65	7.00 =		
70-100			6.45	6.79 =			
100-175			5.85	6.16 =			
> 175		5.50	5.79 =				
Fresh - whole			12.23	12.87 =	Italy CPT		
Fresh - slice			11.97	12.60 =			
Fresh - slice, with bone, yellow			11.05	11.63 =			
Fresh- whole			12.00	12.63 =	France wholesale		
Frozen- fillet, vacuum			9.00	9.47 =		Spain	
SMALL PELAGICS							September 2023
Mackerel/Maquereau/ Caballa <i>Scomber scombrus</i>	Fresh - whole			3.10	3.26 =	Italy CPT	France
	Fresh - whole	4-6 pc/kg		2.17	2.28 =		
	Fresh - fillet, butterfly cut			4.93	5.19 =		
	Fresh	Small		1.00	1.05 =	Spain wholesale	Spain
		Large		7.50	7.89 =		
		Average		4.00	4.21 =		
	IQF Whole	2-3 pc/kg		1.59	1.67 =	FOB	
		3-4		1.39	1.46 =		
	Blockfrozen	300-500 g/pc		1.69	1.78 =		
	IQF, Fillets 10% glaze	200-300		3.25	3.42 =		
IQF, H&G, 8-10% glaze	250-350 g/pc		1.75	1.84 =			
Whole, 10 kg box whole <i>Scomber colias</i>		900 g/pc	GBP 3.75	4.31	4.57 ^	United Kingdom retail	UK
			GBP 6.67	7.66	8.13 =		
	Whole, blockfrozen	4-6 pc/kg		1.12	1.18 ^	Spain FOB	Morocco
		5-7		1.08	1.14 ^		
		16-20		0.85	0.89 =		
	Fillets	100-200 g/pc		3.65	3.84 =		
		80-120 g/pc		3.15	3.32 =		
	IQF, wrapped	> 1 kg		1.65	1.74 =		Namibia
Horse Mackerel/ Chincard/ Jurel <i>Trachurus spp</i>	Whole	> 24 cm/pc		1.23	1.29 =	Morocco FOB for European market	Morocco
		Small		0.30	0.32 =	Spain wholesale	Spain
		Large		8.00	8.42 +		
	Average		2.00	2.11 +			
	IQF	100-300 g/pc		0.95	1.00 =	FOB	Guinea
		200-300		1.45	1.53 =		
		200-500		1.55	1.63 =		
		500-1000		2.25	2.37 =		
		700-1200		1.55	1.63 =		
	Blockfrozen	300-450		1.58	1.66 =		Senegal
		IQF	2-3 pc/kg		1.65	1.74 =	Spain
	1-3			1.88	1.98 =		
	2-4			1.65	1.74 =		
	3-5			1.45	1.53 =		
	4-6			1.39	1.46 =		
5-7			1.48	1.56 =			
6-8			1.37	1.44 =			
9-12			1.33	1.40 =			
10-25			1.09	1.15 =			
Whole	2-4 pc/kg		0.91	1.10 =	Egypt CIF	Yemen	
	4-6		0.91	1.10 =			
	6-8		0.91	1.10 =			
Chub mackerel/Maquereau español/ Estornino <i>Scomber japonicus</i>	Block frozen	8-14 pc/kg		0.82	0.86 =	Spain FOB	Morocco
		> 500 g/pc		1.18	1.43 =		Peru
	Fillets, skin-on	50-150 g/pc		2.27	2.75 =	Netherlands CIF	Ecuador
		Whole	2-4 pc/kg		0.83		1.00 =
4-6		0.83	1.00 =				
6-8		0.83	1.00 =				
Herring/Hareng/Arenque <i>Clupeidae</i>	Fresh - fillets			3.31	3.48 =	Italy CPT	Denmark
				3.20	3.37 =		France wholesale
	Salted - fillets			6.30	6.63 =		
		Smoked - fillets		11.00	11.58 =		
	Smoked - fillets, vacuum packed			10.00	10.53 =		
		70-100 g/pc	PLN 1.69	0.37	0.38 =	Poland FOB	Baltic



Fish Species Trade Name	Product Form	Grading	Price per kg			Reference & Area	Origin		
			As stated	EUR	USD				
SMALL PELAGICS (cont.)							September 2023		
Sardine/Sardine/Sardina <i>Sardina pilchardus</i>	Fresh - whole			1.64	1.73 +	Italy CPT	Morocco		
	Frozen - whole			1.26	1.33 -				
	Fresh - fillet			5.07	5.34 -				
	Block, whole	IQF	12-16 cm/pc		1.23	1.29	Spain FOB		
			13-18		1.20	1.26			
			9-15 pc/kg		1.18	1.24			
			8-14		1.15	1.21			
			10-16		1.25	1.32 +			
			20-26		1.15	1.21 +			
			30-50 g/pc		2.65	2.79			
Fillets			2.80	2.95 -	wholesale				
Frozen - whole			GBP 5.40	6.21	6.59 =	United Kingdom	Portugal		
Fresh - gutted			GBP 6.00	6.90	7.32 =	retail			
Fresh - whole				2.90	3.05 =	France - wholesale	France		
Fresh - butterfly cut				8.20	8.63 =				
Anchovy/Anchois/ Boquerón <i>Engraulis encrasicolus</i>	Fresh			3.20	3.37 =				
	Fresh			2.89	3.04 +	Italy CPT	Italy		
	Fresh			2.80	2.95 +	Spain - wholesale	France		
				2.00	2.11 -		Italy		
				4.50	4.74 +		Spain		
	Fresh				1.95	2.05	FOB		
	Blockfrozen	30-32 pc/kg			2.15	2.26 =			
		41-45			2.15	2.26 =			
		50-55			1.65	1.74			
		55-60			1.55	1.63			
IQF, fillets	40-70 g/pc			4.35	4.58		Morocco		
CEPHALOPODS							September 2023		
Squid/Encornet/Calamar <i>Loligo spp.</i>	Whole	S (< 18 cm)		10.15	10.68 -	Italy CIF	South Africa		
		M (18-25)		10.50	11.05 -				
		L (25-30)		10.90	11.47 -				
		XL (>30)		10.90	11.47 -				
		S (< 18 cm)		12.45	13.11			Spain FOB	
	M (18-25)		12.99	13.67					
	<i>Loligo vulgaris</i>	Fresh - whole	100-300 g/pc		16.57	17.44 +	Italy CPT	Croatia	
			300-500		13.00	13.68 -			
			400-600		17.42	18.34 +			
			500-1000		18.07	19.02 +			
Grade A		< 3 pc/kg			6.48	6.80	Portugal/Italy CIF	Yemen	
	3-6			6.19	6.50				
	6-10			5.71	6.00				
Fresh - whole	10-20			5.62	5.90				
	Small			18.50	19.47 -	France - wholesale	France		
Frozen	Medium			19.50	20.53 -				
		200-300 g/pc		13.00	13.68 -	Spain wholesale FOB	Spain		
		200-300		12.55	13.21		Morocco		
		300-400		13.45	14.16				
		400-600		14.55	15.32				
> 1000		14.55	15.32						
<i>Loligo gahi</i>	Whole	8-10 cm/pc		3.88	4.08		Argentina		
		9-12		4.39	4.62				
<i>Illex argentinus</i>	Whole	15-18 cm/pc		2.65	2.79				
		18-22		3.65	3.84				
				3.18	3.35 -			Italy CPT	
<i>Illex illecebrosus</i>	Whole	100-200 g/pc		3.98	4.19	Italy CPT CIF			
		1		6.60	6.95 -			Spain wholesale	Falkland/Malvinas Islands
		2		6.60	6.95 -				
		3		6.60	6.95 -				
	4		6.60	6.95 -					
	Whole, round	100-200 g/pc			2.76	2.90	Argentina FOB	Argentina	
		200-300 g/pc			3.00	3.15	Uruguay FOB	Uruguay	
		300-500			3.00	3.15			
	Blockfrozen		> 500		3.00	3.15			
			9-16 cm/pc		2.38	2.51	Spain FOB	Spain	
12-15				2.49	2.62 ^				
165-335 g/pc				2.57	2.71				
200-350		1.65	1.74						
<i>Todarodes sagittatus</i>	Block, frozen on board	> 20 cm/pc		2.15	2.26		Mauritania		
		9-14 cm/pc		2.10	2.21		Guinea		
		12-18		1.95	2.05				
		25-30		2.25	2.37				
<i>Uroteuthis duvauceli</i> <i>Doryteuthis pealeii</i> <i>Doryteuthis opalescens</i>	Whole			7.80	8.21 +	wholesale	India		
				8.20	8.63 -		United States of America		
				5.60	5.89 -				



Fish Species Trade Name	Product Form	Grading	Price per kg			Reference & Area	Origin	
			As stated	EUR	USD			
CEPHALOPODS (cont.)							September 2023	
Octopus/Poulpe/Pulpo <i>Octopus vulgaris</i>	Sushi slice	7 g/pc	15.71	16.50 =		Europe CFR	Indonesia	
	100% net weight	9	16.19	17.00 =				
	boiled cut		8.95	9.40 =				
	Flower type	1-2 kg/pc	5.71	6.00 =				
	90% net weight	>2	7.14	7.50 =		Italy CPT	Italy	
	Fresh	1-2		12.66	13.33 +			Spain
		1-2		11.14	11.73 +			Morocco
	Frozen	T3		12.70	13.37 -			
		T4		13.00	13.68 -			
		T5		11.59	12.20 -			
		T6		11.12	11.71 +			
		T1		16.65	17.53			
		T2		16.65	17.53			
	T3		15.85	16.68				
	T4		13.35	14.05				
	T5		11.98	12.61				
	T6		10.45	11.00				
	T7		6.55	6.89				
	T8		6.55	6.89				
	Uncleaned	T3		7.99	8.41		CIF	Mauritania/Senegal Guinea
T4			12.99	13.67				
T5			11.25	11.84				
T6			7.35	7.74				
Frozen on board	T1		13.14	13.80 =				
	T2		13.14	13.80 =				
	T3		12.67	13.30 =				
	T4		11.24	11.80 =				
	T5		9.81	10.30 =				
	T6		8.38	8.80 =				
	T7		7.90	8.30 =				
	T8		7.43	7.80 =				
	T9		6.97	7.34				
	T10		6.97	7.34				
Frozen, Galizian style			16.80	17.68 -		wholesale		
Fresh			6.00	6.32 -				
Frozen			6.20	6.53 -			Thailand	
Octopus/Poulpe/Pulpo <i>Octopus vulgaris</i>	Gutted block	300-500 g/pc	7.43	7.80		Italy/Portugal	Yemen	
		500-1000	4.71	4.95 -				
		1000-2000	7.62	8.00		Spain CIF		
	Flower	300-500 g/pc	7.62	8.00		France wholesale	Europe	
		500-1000	7.62	8.00				
	Fresh			10.50	11.05 +			
	Frozen			14.00	14.74 =			
<i>Eledone moschata</i>	Fresh - whole	Mixed	4.61	4.85 +		Italy CPT	Croatia	
<i>Eledone cirrhosa</i>	Cleaned, block	100-150 g/pc	3.38	3.56		Spain FOB	Spain	
		200-400	4.55	4.79				
Cuttlefish/Seiche/ Sepia <i>Sepia spp.</i>	Frozen at land- whole block Grade A	100-200 g/pc	5.05	5.30 -		Egypt/Thailand CIF	Yemen	
		200-300	4.57	4.80 -				
		300-500	4.67	4.90 -		Malaysia		
		500-1000	4.76	5.00				
		> 1000	5.14	5.40 -				
	FAS - whole block	100-200 g/pc	4.24	4.45		Portugal/Greece		
		200-300 g/pc	4.91	5.16				
		300-500	5.10	5.36		Spain CIF		
		> 500	5.30	5.56				
	not cleaned	0.3-0.6 kg/pc	0.6-0.9	5.15	5.42		Spain FOB	Morocco
			0.9-1.2	4.85	5.11			
			1.2-2	4.98	5.24			
			2-3	4.85	5.11			
			3-4	4.98	5.24			
		IQF, cleaned	100-200 g/pc	8.55	9.00		wholesale	Senegal Morocco
			200-400	8.55	9.00			
			400-600	8.55	9.00			
			600-800	7.65	8.05			
			800-1000	7.65	8.05			
1000-2000		8.85	9.32					
Frozen				7.90	8.32 =			
Fresh				7.60	8.00 =			
Fresh				18.50	19.47 =		France - wholesale	France
Frozen				10.00	10.53 =			
Fresh	100-200 g/pc		6.32	6.65 -		Italy CPT	Spain	
			4.76	5.01 -			Morocco	
			5.49	5.78 -				
	300-500	6.07	6.39					
	500-1000	7.89	8.31					
	> 1000	10.00	10.53					



Fish Species Trade Name	Product Form	Grading	Price per kg			Reference & Area	Origin			
			As stated	EUR	USD					
CRUSTACEANS										
September 2023										
Whiteleg shrimp/ Crevette pattes blanches/Camarón patiblanco <i>Penaeus vannamei</i>	PD, chemical treatment 100% net weight treated with non-phosphate	31-40 pc/lb		8.43	8.85 =	Europe CFR	Indonesia			
		41-50		7.43	7.80 =					
		51-60		7.14	7.50 =					
		61-70		7.10	7.45 =					
		71-90		6.95	7.30 =					
			91-120		6.90	7.25 =				
	tails	21-25 pc/kg			8.09	8.52 +	Italy CPT	Ecuador		
					7.71	8.12 +				
					7.35	7.74 +				
					6.41	6.75 +				
					6.58	6.93 +				
					6.50	6.84				
	cooked and peeled	21-25 pc/kg			7.95	8.37				
					10.08	10.61 +				
					9.05	9.53 +				
					9.51	10.01 +				
					6.64	6.99				
					5.96	6.27				
	Head-on	26-30 pc/kg		GBP	16.25	18.68	19.82	United Kingdom	India	
				GBP	13.50	15.52	16.46 =	retail	Ecuador	
Frozen	30-40 pc/kg			6.60	6.95 +	Spain wholesale FOB				
				6.05	7.07 -					
				5.60	5.89 -					
frozen, headless	50-60			5.25	5.53 =					
					12.07			12.68	United States of America CIF	Peru
					4.67			4.90		Ecuador
Cooked and peeled	26-30 pc/lb			4.00	4.20					
				7.98	8.38			India		
Argentine red shrimp/ Salicouque rouge d'Argentine/ Camarón langostin argentino <i>Pleoticus muelleri</i>	Head-on, shell-on	10-20 pc/kg		7.60	8.00 -	Spain EXW	Argentina			
		20-30		7.00	7.37 -					
		30-40		6.90	7.26 -					
		40-60		6.80	7.16 -					
	frozen on board	10-20 pc/kg			7.35	7.74	FOB			
					6.99	7.36				
					9.45	9.95				
	Headless, shell-on	L1			8.55	9.00 ^	CFR			
						8.83			9.27	United States of America CIF
						12.49			13.12	
Head-on, shell-on	26-30			9.05	9.50					
				10.71	11.25					
				5.41	5.68 ^					
Headless, shell-on	C1			9.05	9.50 ^					
Giant tiger prawn/ Crevette géante tigrée/ Langostino tigre <i>Penaeus monodon</i>	Farmed, organic, cooked	20-30 pc/kg		30.00	31.58 =	France wholesale	Madagascar			
		30-40		26.00	27.37 =					
		40-50		24.00	25.26 =					
	Raw peeled and deveined, 20 percent glazing	6-8 pc/lb			14.10	14.80	Spain FOB	India		
					10.19	10.70				
					8.95	9.40				
					7.57	7.95				
					7.10	7.45				
					6.57	6.90				
	Head-on	8-12 pc/lb			6.10	6.40				
				5.86	6.15					
		8-12 pc/lb	GBP	25.71	29.56	31.36 =	United Kingdom retail	Bangladesh		



Fish Species Trade Name	Product Form	Grading	Price per kg		Reference & Area	Origin					
			As stated	EUR USD							
CRUSTACEANS (cont.)											
						September 2023					
Norway lobster/ Langoustine/Cigala <i>Nephrops norvegicus</i>	IQF whole	2-4 pc/kg		41.00	43.16	Spain FOB	Spain				
		5-10		29.75	31.32						
		10-15		26.75	28.16						
		15-20		19.55	20.58						
		20-30		15.50	16.32						
		40-50		6.75	7.11						
	male	10-15		21.80	22.95	CIF	Denmark				
		15-20		17.85	18.79						
		20-30		13.75	14.47						
	female	10-15		21.80	22.95	wholesale					
		15-20		17.85	18.79						
		20-30		13.75	14.47						
	IQF whole	2-4 pc/kg		41.00	43.16	France wholesale					
4-7			31.65	33.32							
Fresh	7-9		31.45	33.11							
			32.00	33.68 +							
Frozen			14.00	14.74 +							
			27.00	28.42 =							
Fresh	6-16 pc/kg		15.50	16.32 =	Italy CIF	CPT					
	16-20		13.50	14.21 =							
	20-30		9.50	10.00 =							
	30-40		20.00	21.05 =							
	20-40 pc/kg		11-15	13.22			13.92				
Whole, 30 percent glazing	Fresh	6-9 pc/kg		16.25	17.11 -	France wholesale	Ireland				
		11-15		11.76	12.38 -						
		16-20		9.30	9.79 +						
		31-40		5.57	5.86 -						
		41-50		5.37	5.65 -						
	Alive	8-15		36.00	37.89			auction	France		
		16-25		29.50	31.05 +						
		25-35		21.00	22.11						
				34.95	36.79					Spain FOB	Mozambique
				30.50	32.11						
		23.95	25.21								
Andaman lobster/Langoustine Andamane/Cigala de Andamán <i>Metanephrops andamanicus</i>	Live - bulk	400-600 g/pc		32.00	33.68 =	Italy CPT	Europe				
		400-600		22.64	23.83 -						
	Live	400-600 gpc		23.94	25.20 =	United Kingdom retail	Canada				
		600-800		25.92	27.28 +						
		800-1000		25.18	26.51 +						
		> 1000		25.93	27.29 +						
		> 2000		28.00	29.47 =						
				18.93	19.93 +						
	Frozen	3 kg/pc		18.00	18.95 +	United States of America	United States of America				
		> 5		17.35	18.26						
			8.50	8.95 +							
Meat, cooked	600-700 g/pc	GBP 41.54	47.75	50.66 =	United States of America CIF	Canada					
	1000	GBP 37.50	43.10	45.73 =							
Tails	6-7 oz/pc		46.19	48.50 =							
	7-8		46.19	48.50 -							
Scalloped spiny lobster/ Langouste festonnée/ Langosta festoneada <i>Panulirus homarus</i>	Whole	70-100 g/pc		10.48	11.00	Taiwan (Province of China)/ Saudi Arabia CIF	Yemen				
		100-150		13.10	13.75						
		150-200		16.90	17.75						
		> 200		18.81	19.75						
	<i>Panulirus spp.</i>	Fresh	70-100 g/pc		11.24	11.80	Italy CIF				
			200-250		20.48	21.50					
			250-300		20.95	22.00					
		Frozen	300-350		21.90	23.00	Spain wholesale	Cuba			
			> 350		21.90	23.00					
					55.00	57.89 +					
Tails			23.00	24.21 +	United States of America CIF	Spain					
			45.00	47.37 =							
Whole			50.50	53.16							
			7.14	7.50							
Arabian whip lobster/ Langouste fouet arabe/ Langosta de fusta arabica <i>Puerulus sewelli</i>	Live, bulk	SS		11.90	12.50	Italy CIF	Yemen				
		S		13.81	14.50						
		M		14.76	15.50						
		L		10.00	10.53						
Edible crab/Tourteau/ Buey de mar <i>Cancer pagurus</i>	Fresh	T2 (13-16 cm)		10.50	11.05 =	France auction wholesale retail	France				
				26.99	28.41						
				5.52	5.81 -						
female	800-1200 g/pc		5.20	5.47 -	Italy CPT	United Kingdom					
	Claws		4.92	5.18 +							



Fish Species Trade Name	Product Form	Grading	Price per kg		Reference & Area	Origin
			As stated	EUR USD		
CRUSTACEANS (cont.)						September 2023
Blue swimming crab Étrille bleue Jaiba azul <i>Portunus pelagicus</i>		5-7 pc/kg 50-100 100-150 > 150	3.67 3.67 3.67 3.67	3.85 3.85 3.85 3.85	France CIF	Yemen
Snow crab/ Crabes des neiges/ Cangrejo de las nieves <i>Chionoecetes opilio</i>	Legs Claws Sections Claws		9.62 37.62 11.02 13.33 14.29	10.10 39.50 11.57 = 14.00 ^ 15.00	United States of America CIF	Canada China Argentina
Southern king crab/ Crabe royal de Patagonie Centolla patagónica <i>Lithodes santolla</i>		S M L Legs, Claws	44.82 45.91 47.01 17.14	47.06 48.21 49.36 18.00		
BIVALVES						September 2023
Oyster/Huître/Ostra <i>Crassostrea gigas</i> <i>Ostrea edulis</i>	Live	60-100 g/pc 80-95 g/pc 95-110 G2 (100 units) M3 (100 units) N3	11.40 17.36 18.50 110.00 115.00 10.50	12.00 18.27 19.47 115.79 = 121.05 = 11.05	Spain CIF wholesale France wholesale retail	Netherlands France
Mussel/Moule/Mejillón <i>Mytilus edulis</i> <i>Mytilus galloprovincialis</i>	Live - Bottom mussel Live - Rope (bouchot) Live IQF IQF half shell Live Frozen Live Live IQF - shell-off, 7 percent glazing Mussel meat IQF, Half shell Whole, vacuum packed 800 g pack, half shell	Bulk 60-80 pc/kg 40-60 pc/kg 40-50 > 100 pc/kg 200-300 pc/kg	2.55 2.90 4.50 6.17 2.55 7.75 1.60 4.00 4.20 2.68 4.80 2.90 4.44 2.09 GBP 14.06 GBP 5.99	2.68 = 3.05 = 4.74 = 6.49 2.68 8.16 1.68 = 4.21 - 4.42 2.82 + 5.05 = 3.05 + 4.66 = 2.19 + 16.16 6.89 7.30 =	Spain FOB wholesale Spain FOB wholesale CIF Italy CPT CIF Spain CIF retail Spain CIF Italy CPT France wholesale	Netherlands Spain/Italy France Spain/Italy Netherlands Italy Sardinia Chile Ireland New Zealand UK (Scotland)
Razor shell/Couteau/ Navaja - Solenidae	Fresh Live, depurated	S M 10-12 cm/pc	10.50 18.50 3.85 4.20 3.63	11.05 19.47 4.05 - 4.42 - 3.82 -	Spain CIF wholesale Italy CPT	Ireland Netherlands Europe Italy Imported
Great Atlantic scallop/ Coquille-St- Jacques/ Vieira <i>Pecten maximus</i>	Fresh, meat, roe-on Fresh, meat, roe-off Frozen, meat, roe-on Frozen, meat, roe-off IQF, whole Frozen, half shelf Meat, 15% glazing Fresh Frozen - whole Fresh Frozen, half shelf Fresh, meat Frozen, whole	3-5 pc/kg 4-6 10-12 20-24 40 g/pc 60-80 pc/kg	29.50 32.00 43.00 34.00 5.89 4.65 22.85 19.00 3.48 4.91 9.90 52.92 15.75	31.05 = 33.68 + 45.26 = 35.79 = 6.20 4.89 11.32 24.05 20.00 + 3.66 - 5.17 - 10.42 + 64.53 = 16.58	France wholesale Spain FOB wholesale Italy CPT United Kingdom retail United States of America CIF	France Spain Imported UK France
Japanese carpet shell/ Palourde japonaise/ Almeja japonesa <i>Ruditapes philippinarum</i>	Live		9.60 7.30	10.11 - 7.68 +	Italy CPT Spain wholesale	Italy Spain



Fish Species Trade Name	Product Form	Grading	Price per kg			Reference & Area	Origin	
			As stated	EUR	USD			
SALMON								
September 2023								
Atlantic salmon/ Saumon de l'Atlantique/ Salmón del Atlántico <i>Salmo salar</i>	Fresh - gutted, head-on	2-3 kg/pc		9.80	10.32 =	France wholesale	Norway	
		3-4		10.50	11.05 =			
		4-5		10.90	11.47 =			
		5-6		11.00	11.58 =			
		6-7		11.30	11.89 =			
	Fresh - label rouge frozen, wild	2-3 kg/pc		10.70	11.26 =	Scotland		
		2-3		12.50	13.16 =			
	Smoked - Fillet, vacuum reconstituted sides	2-3		8.00	8.42 =			
	Fresh - Fillet	1-2 kg/pc		37.00	38.95 =			
	Smoked - Fillet, vacuum reconstituted sides	3-4 kg/pc		19.00	20.00 =		EU	
	Smoked - Fillet, vacuum reconstituted sides	1-2 kg/pc		35.00	36.84 =		Norway	
	Fresh - gutted, head-on	1-2 kg/pc	NOK	54.49	4.81	5.08 -	Norway FOB	
		2-3	NOK	65.42	5.77	6.10 -		
		3-4	NOK	72.30	6.38	6.74 +		
		4-5	NOK	74.85	6.61	6.98 +		
		5-6	NOK	77.44	6.83	7.22 -		
		6-7	NOK	87.06	7.68	8.12 -		
		7-8	NOK	104.14	9.19	9.71 -		
		8-9	NOK	112.44	9.92	10.49 -		
		> 9	NOK	117.91	10.41	11.00 -		
Fresh fillet				12.50	13.16 -	Spain wholesale		
	Smoked fillet		22.00	23.16 =				
Fresh			7.50	7.89 +	CIF			
	Frozen		6.80	7.16 -				
Fillet, skin-on, 10%	700-1000 g/pc		10.20	10.74 -	CIF			
	1000-1400		10.75	11.32 -				
	1400-1800		11.00	11.58 -				
	1800-2400		11.25	11.84 -				
gutt, head-on	4-5 kg/pc		8.75	9.21	Tunisia CFR			
Fresh - Whole - Superior	1-2 kg/pc		5.15	5.42 =	Italy CPT			
	2-3		5.89	6.20 -				
	3-4		6.61	6.95 -				
	4-5		6.80	7.16 -				
	5-6		7.13	7.51 -				
	6-7		8.09	8.51 -				
	7-8		8.32	8.76 =				
	8-9		8.78	9.24 -				
	9-10		9.33	9.82				
	IQF portion, 10% glazing	100-150 g/pc		15.40			16.21 -	
Chum salmon/Saumon chien/ Keta <i>Oncorhynchus keta</i>	H&G IQF			3.43	3.60	Europe CIF	United States of America	
TROUT								
September 2023								
Rainbow trout/ Truite arc-en-ciel/ Trucha arco iris <i>Oncorhynchus mykiss</i>	Fresh - whole Fillet			7.90	8.32 =	France wholesale	France	
				11.20	11.79 =			
		Fillet, smoked		20.00	21.05 =			
	Whole, gutted, bulk			17.48	18.40 +	Retail		
	Fresh - whole			5.30	5.58 -	Spain wholesale	Spain	
		Fresh - fillets		5.90	6.21 +			
	Fresh - whole			5.83	6.14 +	Italy CPT	Italy	
		Fresh, Fillets - skin-on		10.70	11.26 -			
	Fresh, Fillets - skinless			10.31	10.85 -			
H&G		300-500 g/pc		6.00	6.32 -			
Fresh, whole gutt, whole scaled and gutted	600-800 g/pc	GBP	9.83	11.30	11.99 =	United Kingdom retail	Scotland	
	500	GBP	10.50	12.07	12.80 =			
	300	GBP	16.50	18.97	20.12			



Fish Species Trade Name	Product Form	Grading	Price per kg		Reference & Area	Origin	
			As stated	EUR USD			
FRESHWATER FISH							
						September 2023	
Arctic char/Omble-chevalier/ Trucha alpina <i>Salvelinus alpinus</i>	Fresh- whole		12.30	12.95 =	France wholesale	Europe	
Nile perch/Perche du Nil/Perca del Nilo <i>Lates niloticus</i>	Fresh, whole	2000-4000 g/pc	3.68	3.87 -	Italy FCA	Tanzania	
	Fresh - fillets		4.72	4.97 +			
	Fresh - fillets Fillets		14.99	15.78 +	Spain wholesale		
Pike perch/Sandre/ Lucioperca <i>Sander lucioperca</i>	Fillet - skinless, PBI, IWP	500-1000 g/pc	6.14	6.45	CFR		
	Fresh- whole Fillet	Average size	13.50	14.21 +	France wholesale	Europe	
Nile Tilapia/Tilapia du Nil/Tilapia del Nilo <i>Oreochromis niloticus</i>	Fillet - skinless, 20% glazing	70-140 g/pc 140-200	3.65	3.84 -	Spain CFR	China	
	Fillet	3-5 oz/pc	5.10	5.37	United States of America CIF	Viet Nam	
Pangasius <i>Pangasius hypophthalmus</i>	Fillet, thawed		5.70	6.00	Italy CIF		
	Fresh, fillet		5.50	5.79 =	Spain wholesale		
	Fillet	120-170 g/pc 170-230	3.50	3.68 +	CIF		
	Fillet		2.80	2.95 -			
	interleaved		170-230	2.75		2.89 -	
			4.05	4.26 -			
NON-TRADITIONAL SPECIES							
						September 2023	
Sturgeon/Esturgeon/ Esturione <i>Acipenseridae</i> <i>A. baeri</i>	Frozen - Whole	1.5-2 kg/pc	7.50	7.89 =	France CIF	France	
	Gutted	5-7 kg/pc	10.50	11.05 =			
	Fillets	200-300 g/pc	16.00	16.84 =			
		800-1000	16.00	16.84 =			
Caviar (Aquitaine) metal boxes		1,400	1,474 =				
European eel/Anguille d'Europe/ Anguilla europea <i>Anguilla anguilla</i>	Smoked	Medium	47.00	49.47 =	wholesale	Europe	
	Fresh		18.56	19.54 -	Italy CPT		
Common dentex/ Denté commun Denton <i>Dentex dentex</i>	Fresh - whole	225-300 g/pc	2.25	2.37	Spain FOB	Mauritania	
		275-350	2.55	2.68			
		400-600 g/pc	15.48	16.29 ^	Italy CPT		
		600-800	16.95	17.84 ^			
		1000-2000	20.52	21.60 ^			
		2000-3000	25.29	26.62 ^			
3000-5000	28.58	30.08 ^					
Dusky grouper Mérour noir/Mero moreno <i>Epinephelus marginatus</i>	Fresh - whole	1-2 kg/pc	16.67	17.55 -	CIF	Senegal	
		2-4	17.93	18.87 -			
		4-7	17.29	18.20 -			
		7-10	14.21	14.96 +			
		10-20	12.81	13.48 +			
White grouper/ Merou blanc/Cherna de ley <i>Epinephelus aeneus</i>	Gutted	2-3 kg/pc	5.00	5.25	CIF	Yemen	
		3-5	5.00	5.25			
		5-10	5.00	5.25			
		1-2 kg/pc	10.63	11.19 +	CPT		
		2-4	11.02	11.60 -			
		4-7	12.64	13.31 -			
		7-10	12.56	13.22 -			
		0.5-1 kg/pc	8.98	9.45	Spain FOB		
> 2	9.25	9.74					
Small-scale grouper Mérour petites écailles Mero escamoso <i>Epinephelus polylepis</i>		3-5 kg/pc	4.95	5.20	Italy CIF	Yemen	
		5-8	5.14	5.40			
		8-12	5.14	5.40			
		2-3 kg/pc	4.95	5.20 =	France CIF		
		3-5	4.95	5.20 =			
		5-8	4.95	5.20 =			
Spangled emperor/ Empereur moris/ Emperador relámpago <i>Lethrinus nebulosus</i>	H&G	3-5 kg/pc	4.76	5.00	France CIF		
	Gutted, scales off	3-5 kg/pc	4.33	4.55 =	Italy CIF		
		1-2	3.05	3.20			
		2-3	4.33	4.55 =			
	Headless, gutted	2-3	4.86	5.10 =	France CIF		
		3-5	4.86	5.10 =			
		5-10	4.86	5.10 =			
Mahi mahi/Dorado/ Dorado <i>Coryphaena hippurus</i>	Gutted, skinless		2.81	2.95	Europe CIF	Mozambique	
		Fresh, gutted	6.73	7.08 +	Italy CPT	Imported	
	Fresh, fillets		12.69	13.36 -	United States of America CIF	Oman	
		Portions	4-6 oz/pc	11.76		12.35	Costa Rica
		2-4	3.33	3.50			
		10	13.02	13.67			
	6-8	13.02	13.67		Ecuador		
	Fresh, fillets		2.65	2.79	Spain FOB	Spain	
	H&G, headless	< 20 kg/pc	4.98	5.24 +			



Fish Species Trade Name	Product Form	Grading	Price per kg		Reference & Area	Origin
			As stated	EUR USD		
NON-TRADITIONAL SPECIES (cont.)						
						September 2023
Red pandora/ Pageot à tache rouge/ Breca chata <i>Pagellus bellottii</i>	Whole, blockfrozen	< 250 g/pc	1.59	1.67	Spain FOB	Spain
		200-350	2.38	2.51		
		300-500 g/pc	2.07	2.17	Italy CFR	Yemen
	500-1000	2.07	2.17			
	Whole	500-1500 g/pc	2.14	2.25	France CFR	
> 1500		2.14	2.25			
Blue shark/ Peau bleue/Tiburón azul <i>Prionace glauca</i>	H&G, skin-on	< 4 kg/pc	2.25	2.37	Spain FOB	Spain
		4-7	2.25	2.37		
		7-12	2.23	2.35		
		12-20	2.03	2.14		
		> 20	2.02	2.13		
	H&G, skinless	< 4 kg/pc	2.25	2.37		
		4-7	2.25	2.37		
		7-12	2.23	2.35		
		12-20	2.03	2.14		
		> 20	2.02	2.13		
Mako shark/Taupe bleue Marrajo dientuso <i>Isurus oxyrinchus</i>		< 10 kg/pc	4.15	4.37 +		
		10-30	6.25	6.58 +		
		30-50	6.30	6.63 +		
		50-100	4.20	4.42 +		
		> 100	3.45	3.63 +		
Black marlin/Makaire noir/ Marlin negro <i>Makaira nigricans</i>	H&G, skin-on	< 80 kg/pc	4.45	4.68 -		
		> 80	4.25	4.47 -		
		< 80 kg/pc	4.45	4.68 -		
		> 80	4.25	4.47 -		
Blue marlin/Makaire bleu/ Marlin azul <i>Makaira indica</i>		< 80 kg/pc	4.45	4.68 -		
		> 80	4.25	4.47 -		
Thornback ray/ Raie bouclée Raya de clavos <i>Raja clavata</i>	Fresh, wings	300-500 g/pc	6.43	6.77 +	Italy CPT	Imported
		400-600	5.00	5.26		
		500-800	7.26	7.64 +		
Crimson jobfish/ Colas fil/Panchito hebra <i>Pristipomoides filamentosus</i>	Whole, gutted	2-3 pc/kg	3.29	3.45 =	France/ Italy CIF	Yemen
		3-5	3.29	3.45 =		
		5-10	3.29	3.45 =		
SEABASS/SEABREAM/ MEAGRE						September 2023
Seabass/Bar, Loup/Lubina <i>Dicentrarchus labrax</i>	Fresh - whole farmed	200-300 g/pc	4.50	4.74 =	Greece FOB	Greece
		300-450	5.30	5.58 +		
		450-600	5.80	6.11 +		
		600-800	7.60	8.00 +		
		800-1000	9.10	9.58 +		
		> 1000	10.00	10.53 +		
		200-300 g/pc	4.80	5.05 =	Italy CIF	
		300-450	5.60	5.89 +		
		450-600	6.10	6.42 +		
		600-800	7.90	8.32 +		
		800-1000	9.40	9.89 +		
		> 1000	10.30	10.84 +		
		200-300 g/pc	4.87	5.13 =	France CIF	
		300-450	5.67	5.97 +		
		450-600	6.17	6.49 +		
		600-800	7.97	8.39 +		
		800-1000	9.47	9.97 +		
		> 1000	10.37	10.92 +		
		200-300 g/pc	4.86	5.12 =	Spain CIF	
		300-450	5.66	5.96 +		
		450-600	6.16	6.48 +		
		600-800	7.96	8.38 +		
		800-1000	9.46	9.96 +		
		> 1000	10.36	10.91 +		
200-300 g/pc	4.90	5.16 =	Germany CIF			
300-450	5.70	6.00 +				
450-600	6.20	6.53 +				
600-800	8.00	8.42 +				
800-1000	9.50	10.00 +				
> 1000	10.40	10.95 +				
200-300 g/pc	4.87	5.13 =	Portugal CIF			
300-450	5.67	5.97 +				
450-600	6.17	6.49 +				
600-800	7.97	8.39 +				
800-1000	9.47	9.97 +				
> 1000	10.37	10.92 +				



Fish Species Trade Name	Product Form	Grading	Price per kg			Reference & Area	Origin
			As stated	EUR	USD		
SEABASS/SEABREAM/ MEAGRE (cont.)							September 2023
Seabass/Bar, Loup/Lubina <i>Dicentrarchus labrax</i>	Fresh - whole farmed	200-300 g/pc	5.14	5.41 =	UK CIF		
		300-450	5.94	6.25 +			
		450-600	6.44	6.78 +			
		600-800	8.24	8.67 +			
		800-1000	9.74	10.25 +			
		> 1000	10.64	11.20 +			
	Fresh - whole - wild, from trawling	800-1000 g/pc	14.50	15.26 -	France wholesale	France	
		1000-2000	15.50	16.32 -			
		2000-3000	17.50	18.42 -			
		3000-4000	20.70	21.79 -			
	Fresh - whole - wild, from line fishing	1000-2000 g/pc	20.50	21.58 -	Spain CFR	France	
		2000-3000	22.50	23.68 -			
		> 3000	24.50	25.79 -			
	Fresh - whole - farmed	400-600 g/pc	9.80	10.32 =	Italy CPT	Croazia	
		600-800	10.20	10.74 =			
		800-1000	11.50	12.11 =		Italy (Orbetello)	
		300-400 g/pc	6.30	6.63 -			
		400-600	6.90	7.26 -			
		600-800	8.00	8.42 -			
	Fresh, wild	500-1000 g/pc	13.73	14.45 -	Morocco		
		1000-2000	14.00	14.74 -			
		> 2000	15.50	16.32 -			
	Fresh, wild, line caught	500-1000 g/pc	19.20	20.21 -	Morocco		
1000-2000		28.12	29.60 +				
2000-3000		30.45	32.05 +				
Fresh, wild	500-1000 g/pc	15.00	15.79 -	Spain CIF	Denmark		
	1000-2000	15.00	15.79 -				
	2000-3000	20.80	21.89 -		Türkiye		
	3000-4000	23.00	24.21 -				
Fillets, skin-on, 20% glazing	80-120 g/pc	8.65	9.11 =	wholesale	Europe		
	120-160	9.00	9.47 =				
Fresh, wild			19.00	20.00 -	Italy CIF	Greece	
	Fresh, farmed		5.40	5.68 -			
	Fresh, farmed	200-300 g/pc	3.12	3.28 -			
		300-450	5.52	5.81 -			
		450-600	6.31	6.64 -			
		600-800	7.56	7.96 +			
Fresh, fillets	800-1000	10.41	10.96 -	CPT			
	70-100 g/pc	10.62	11.18 +				
	100-140	11.00	11.58 +				
Gilthead seabream/ Dorade royale/Dorada <i>Sparus aurata</i>	farmed	140-180	11.38	11.98 +	Greece FOB		
		200-300 g/pc	4.50	4.74 -			
		300-450	4.80	5.05 =			
		450-600	4.80	5.05 =			
		600-800	6.00	6.32 -			
		800-1000	8.00	8.42 +			
	> 1000	9.50	10.00 =				
	farmed	200-300 g/pc	4.80	4.94 -	Italy CIF		
		300-450	5.10	5.25 =			
		450-600	5.10	5.37 =			
		600-800	6.30	6.63 -			
		800-1000	8.30	8.74 +			
		> 1000	9.80	10.32 =			
	farmed	200-300 g/pc	4.87	5.13 -	France CIF		
300-450		5.17	5.44 =				
450-600		5.17	5.44 =				
600-800		6.37	6.71 -				
800-1000		8.37	8.81 +				
> 1000		9.87	10.39 =				
farmed	200-300 g/pc	4.86	5.12 -	Spain CIF			
	300-450	5.16	5.43 =				
	450-600	5.16	5.43 =				
	600-800	6.36	6.69 -				
	800-1000	8.36	8.80 +				
	> 1000	9.86	10.38 =				



Fish Species Trade Name	Product Form	Grading	Price per kg		Reference & Area	Origin		
			As stated	EUR USD				
SEABASS/SEABREAM/ MEAGRE (cont.)						September 2023		
Gilthead seabream/ Dorade royale/Dorada <i>Sparus aurata</i>	Fresh - whole farmed	200-300 g/pc	4.90	5.16 -	Germany CIF			
		300-450	5.20	5.47 =				
		450-600	5.20	5.47 =				
		600-800	6.40	6.74 -				
		800-1000	8.40	8.84 +				
		> 1000	9.90	10.42 =				
		200-300 g/pc	4.87	5.13 -			Portugal CIF	Greece
		300-450	5.17	5.44 =				
		450-600	5.17	5.44 =				
		600-800	6.37	6.71 -				
	800-1000	8.37	8.81 +					
	> 1000	9.87	10.39 =					
		200-300 g/pc	5.14	5.41 -	UK CIF			
		300-450	5.44	5.73 =				
		450-600	5.44	5.73 =				
		600-800	6.64	6.99 -				
		800-1000	8.64	9.09 +				
		> 1000	10.14	10.67 =				
	Fresh - wild	500-1000 g/pc	24.40	25.68	Spain CIF	France		
		1000-2000	19.80	20.84				
		3000-4000	16.40	17.26				
		80-120 g/pc	8.55	9.00				
	Fillets, skin-on, 20% glazing	120-160	8.35	8.79		Türkiye		
				wholesale	Europe			
Fresh, wild		22.00	26.51 =					
Fresh, farmed		4.50	5.42 -					
Fresh, wild	500-800 g/pc	19.00	20.00 +	France wholesale	France			
	800-1000	21.00	22.11 +					
	> 1000	27.00	28.42 +					
Fresh - farmed	300-400 g/pc	9.00	9.47 =					
	400-600	10.50	11.05 =					
	600-800	11.50	12.11 =					
	800-1000	12.50	13.16 =					
Fresh, fillets	300-400 g/pc	5.15	5.42 +	Italy CIF CPT	Greece			
	200-300 g/pc	3.74	3.94 +					
	300-400	3.94	4.14 -					
	400-600	4.09	4.30 -					
	600-800	4.72	4.97 -					
	800-1000	5.89	6.20 -					
	1000-1500	7.45	7.84 +					
	70-100 g/pc	8.92	9.39 -					
	100-140	8.69	9.15 -					
	140-180	9.50	10.00 -					
Fresh - wild	800-1000	24.95	26.26 +		Morocco			
	1000-2000	26.46	27.85 +					
	2000-3000	24.66	25.96 -					
	> 3000	27.00	28.42 -					
Fresh - farmed	Large	11.40	12.00 =		Italy (Orbetello)			
	Medium	10.20	10.74 =					
	Small	7.80	8.21					
	300-400 g/pc	6.10	6.42 -					
	400-600 g/pc	6.60	6.95 -					
	600-800	7.70	8.11 -		Croatia			
White seabream/Sar/Sargo <i>Diplodus sargus</i>	Fresh		3.63	3.82		Senegal		
		300-500 g/pc	4.39	4.62				
		500-700	12.96	13.64 -				
		700-1000	13.05	13.74 +				
		1000-2000	13.11	13.80 +				
Meagre/Maigre commun/Corvina <i>Argyrosomus regius</i>	Fresh - Whole farmed	500-1000 g/pc	4.05	4.26 -		Greece		
		1000-2000	4.40	4.63 +				
		> 2000	4.32	4.55 +				
	Fresh- whole, wild	0.5-1 kg/pc	9.32	9.81 -		Mediterraneo		
		1-2	11.95	12.58 +				
		2-4	16.93	17.82 +				
		3-5	13.20	13.89 -				
		5-10	13.20	13.89 -				
		10-15	13.57	14.28 -				
		15-20	13.33	14.03 +				
		20-30	13.28	13.98 +				
				10.50			11.05 -	Spain wholesale
	Fresh, cultured		7.30	7.68 +				
> 1000 g/pc		14.00	14.74 =	France wholesale	France			



The European Fish Price Report is a monthly GLOBEFISH publication. This issue was prepared by Helga Josupeit, Rodrigo Misa, William Griffin and Maria Catalano.

PRICE REFERENCE (INCOTERMS 2010)

CFR	Cost and Freight
CIF	Cost, Insurance and Freight
CIP	Carriage and Insurance Paid To
CPT	Carriage Paid To
DAT	Delivered at Terminal
DAP	Delivered at Place
DDP	Delivered Duty Paid
EXW	Ex Works
FCA	Free Carrier
FAS	Free Alongside Ship
FOB	Free on Board

PRODUCT FORM

C&P	Cooked and Peeled
FAS	Frozen at Sea
H&G	Headed and Gutted
HOG	Head on Gutted (salmon)
IQF	Individually Quick Frozen
IWP	Individually Wrapped Pack
PBI	Pinbone In
PBO	Pinbone Off
PD	Peeled and Deveined
PTO	Peeled Tail On
PUD	Peeled, Undeveined

CURRENCY RATES

		US\$	EUR
Canada	CAD	1.35	1.42
Norway	NOK	10.72	11.33
USA	USD		1.05
EU	EUR	0.95	
Denmark	DKK	7.06	7.46
Russia	RUR	97.07	102.42
Poland	PLN	4.39	4.63
UK	GBP	0.82	0.87

Exchange Rates 28.9.2023

Acronyms

FAD	Fish aggregating device
HORECA	Hotels, Restaurants, Catering
ICCAT	International Commission for the Conservation of Atlantic Tunas
IATTC	Inter American Tropical Tuna Commission

SYMBOLS

- + Price increased in original currency since last report
- Price decreased in original currency since last report
- = Updated but unchanged price
- ^ New insertion
- Not updated since last issue

**GLOBEFISH Market Reports are available from the GLOBEFISH web site:
www.fao.org/in-action/globefish**



Food and Agriculture
Organization of the
United Nations

EUROPEAN PRICE REPORT

GLOBEFISH


Trade and Market Team (NFIMT)
Fisheries and Aquaculture Division
Food and Agriculture Organization of the United Nations
Viale delle Terme di Caracalla
00153 Rome, Italy

globefish@fao.org

www.globefish.org



#FAOfish



GLOBEFISH