



Food and Agriculture
Organization of the
United Nations

EUROPEAN PRICE REPORT



Latest trends

Inflation is going down in all major European countries. Annual inflation in the euro area stood at 4.3 percent in September, compared with 5.2 percent in August. In the European Union, the rate was 4.9 percent, compared with 5.9 percent in August. The lowest annual rates were observed in the Netherlands (-0.3 percent), Denmark (0.6 percent) and Belgium (0.7 percent), while the highest were recorded in Hungary (12.2 percent) and Romania (9.2 percent). In the current European Fish Price Report, 46 percent of the prices were stable compared with September 2023, 22 percent went up and 27 percent went down.

Traders, in general, are reluctant to start buying for the Christmas period. The uncertainty is prevailing, especially in view of the impact that present conflicts could have on fuel and energy prices. Next month, for sure, traders will start purchasing seafood for the festivities, and prices are likely to go up, in view of the increasing demand.

GROUND FISH

Cod continues to be in low supply in all major markets, and the outlook for 2024 is even bleaker. Prices are rising in all major markets. In the Rungis wholesale market in France, cod products have risen by EUR 1.00 per kg between September and October.

After declines in price levels for hake experienced in the opening months of 2023, price have stabilized.

October 2023
10/2023

Index for prices

Groundfish	9
Flatfish	11
Tuna	12
Small Pelagics	13
Cephalopods	15
Crustaceans	16
Bivalves	16
Salmon	19
Trout	19
Freshwater fish	19
Non Traditional Species	20
Seabass-Seabream-Meagre	21

The European Fish Price Report, based on information supplied by industry correspondents, aims to provide guidance on broad price trends. Price information is indicative and should be used only for forecasting medium- and long-term trends. FAO is not responsible for any errors or omissions.

GROUND FISH (cont.)

Wild turbot prices are declining at the moment, frozen turbot in Spain sells at about EUR 0.30 per kg less than last month. This is a normal development during this period of the year. Cultured turbot remains stable, with some price increases reported for large turbot.

Demand for traditional cured cod products traditional cured cod products (wet-salted cod fillets from frozen raw material (*Gadus macrocephalus*) and wet-salted cod fillets (*Gadus morhua*) from fresh raw material of Faroese and Icelandic origin) is experiencing a delayed recovery following a summer low due to prolonged high temperatures persisting in southern Europe. The consumption of these products are linked to ancient cultural traditions: being hot dishes, they are consumed with cold temperatures. The climate has started to change, hence the cured cod consumption is expected to return to what it was in previous years. Prices of cured cod are stable.

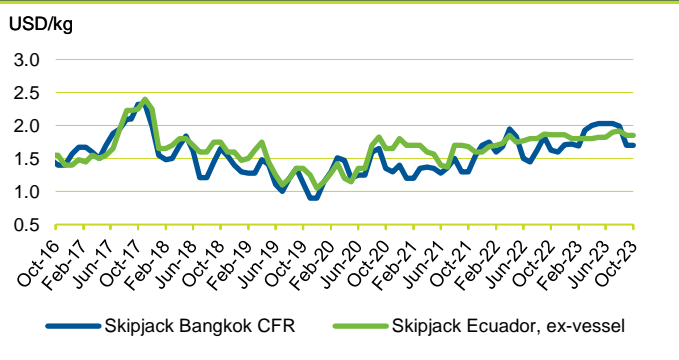
TUNA - BILLFISHES

The 3-month FAD closure in the Western and Central Pacific ended on 30 September and fishing has been good since then. The skipjack price has fallen with the improving supplies. Major canneries are still reporting poor finished good sales despite the drop in raw material price.

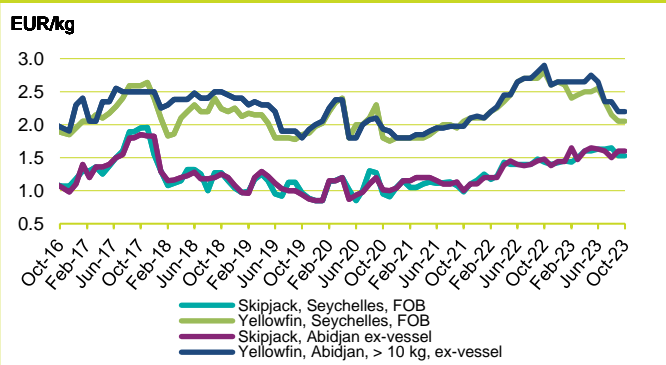
Fishing continues to be slow in the Indian Ocean and raw material inventories at local canneries remain low. Some of the fishing vessels have decided to tie up for the time being due to the poor fishing situation. Despite this, both skipjack and yellowfin prices decreased following the drop in the Bangkok market.

Fishing activity in the Atlantic Ocean has decreased to a moderate-to-poor level. Price of skipjack has risen due to reduced supplies, while the price of yellowfin has decreased due to poor demand.

TUNA - Pacific Ocean



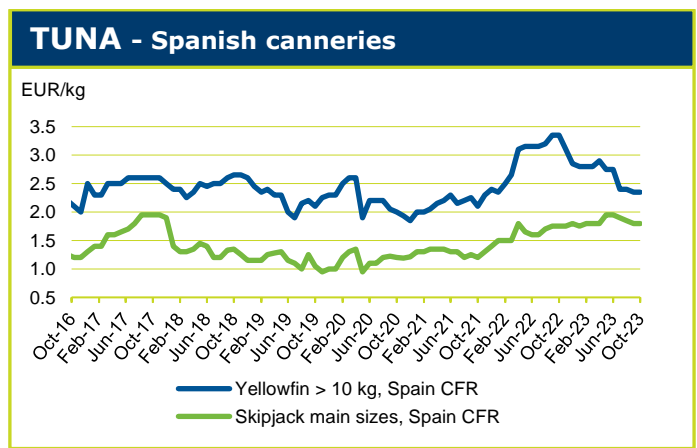
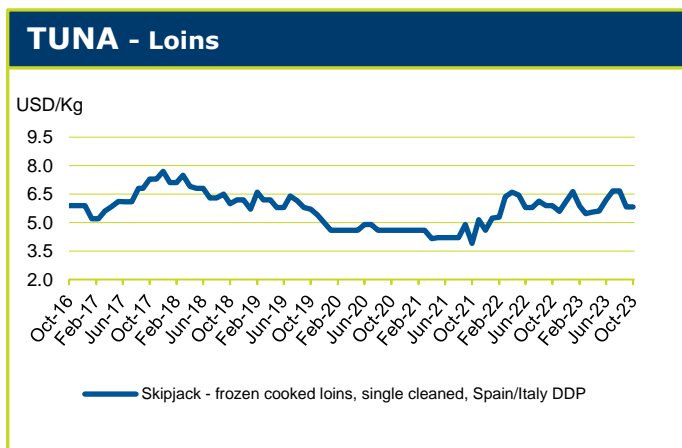
TUNA - Indian/Atlantic Oceans



TUNA - BILLFISHES

The first 72-days IATTC 'veda' ended on 8 October and the second 'veda' will commence on 9 November. About 60 percent of the Eastern Pacific Ocean fleet has opted to be tied up during the second period. Meanwhile, fishing is reported to be good. Skipjack price fell to levels slightly higher than the price in Bangkok. Yellowfin price also weakened due higher proportion of yellowfin in the landings.

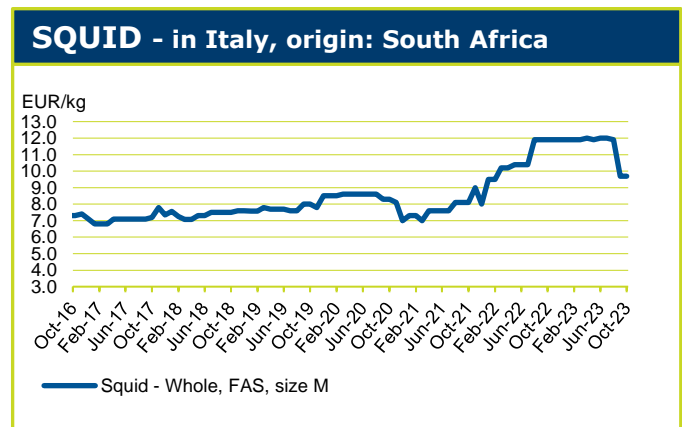
The European market price for skipjack increased due to poor catching in the Indian and Atlantic Ocean while yellowfin price remained stable. The indicative price for cooked, single cleaned skipjack loins fell again in line with the worldwide market trend.



CEPHALOPODS

There are plenty of squid arriving from Morocco on the Spanish and Italian market. As a result prices are going down. Similarly, cuttlefish is also abundant in the market, and prices were down by EUR 0.50-0.60 per kg between September and October.

South African squid catches was at a record low of under 200 tonnes for 3 months from July – September. The market seems weak with small fish on offer and prices rapidly declining for this size, EUR 1.00 per kg less than in September. Larger sized squid prices declined of just EUR 0.20 per kg during the last month. The market is weak apparently with fish from Morocco driving levels down.



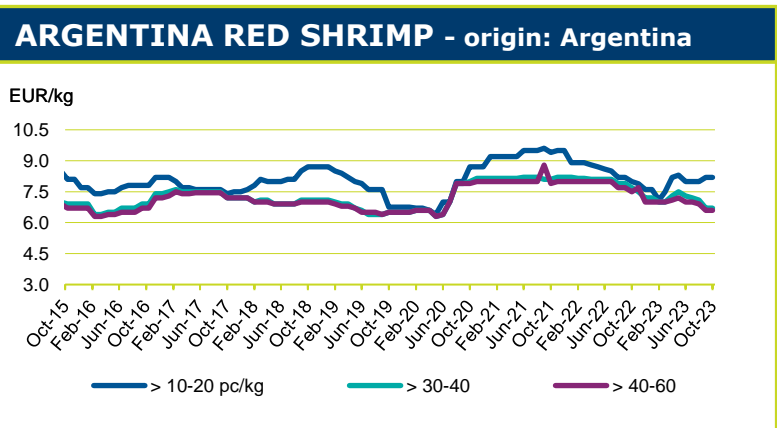
The octopus market is stronger than the squid and cuttlefish market, with only limited downward price adjustments reported. In the long run, supply is expected to be low, with imminent strict quotas and catch reduction for the Moroccan fleet.

CRUSTACEANS

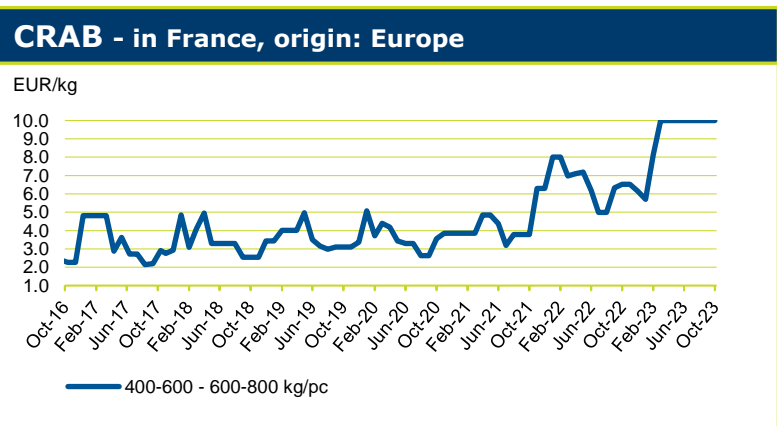
Demand is weak for crustaceans at the moment. Traders are reluctant to stock for the Christmas festivities, as it is unclear how inflation will proceed and whether fuel prices will go up, taking electricity costs with them. As a result, shrimp prices went down in all of Europe. Christmas purchase will be late this year, similar to 2022, and prices of crustaceans in Europe are likely to go up again in November and December.

Vannamei shrimp in the European market reported strong price decreases. The medium sized shrimp from Ecuador is selling at almost EUR 1.00 per kg less than in September 2023.

Despite the end of the fishing season in Argentina national waters and the delay in the start of the freshwater campaign in Rawson, the presence of high stocks and the demand situation continue to put downward pressure on shrimp prices, which decreased by EUR 0.20 per kg. The exception was for large sized shrimp (10-20 cm per piece) that experienced a EUR 0.30 per kg price increase from September to October.



Italy is a major market for Norway lobster (*Nephrops norvegicus*). In October prices followed the overall downward trend experienced for crustaceans. Medium sized lobster reported a EUR 0.80 per kg decline compared with September.



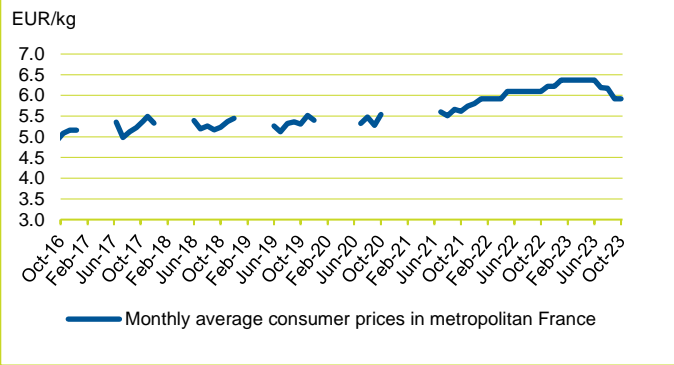
Lobsters are an exception to the general negative market conditions for crustaceans, showing that luxury items have a different market environment. Prices of European lobster went up in October, in line with the seasonal low production, which slows down significantly in winter months.

BIVALVES

Supply of bivalves is low in Italy, due to the presence of blue crab in the Adriatic Sea, which is impacting the local aquaculture and catch of bivalves, especially mussels and clams. It is reported that in the Goro area, close to Venice, half of the Manila clam production (*Ruditapes philippinarum*) has been wiped out by this invasive species. As a result the already high prices of this clam are going up.

Scallops' prices in Spain are going down, as demand is slow. Price declines of some EUR 0.30-0.40 per kg have been experienced since the summer months.

MUSSEL BOUCHOT - in France

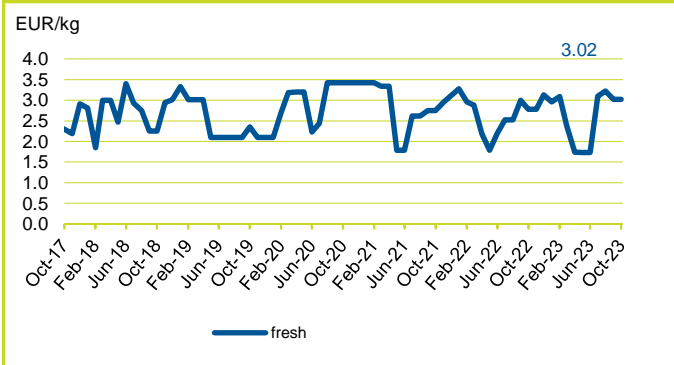


SMALL PELAGICS

The stocks of small pelagics in the North East Atlantic (herring, mackerel, blue whiting) may be in danger of being overfished, according to the International Council for the Exploration of the Sea (ICES). For all three species, the fishing pressure is above the maximum sustainable yield (MSY).

Norway's autumn mackerel season was off to a good start in August. As of the end of August, the Norwegian fleet had already landed 89 890 tonnes of mackerel. However, this was well below landings during the same period in 2022, when 156 391 tonnes were landed. The first-hand price was up from an average of NOK 13.01 per kg in 2022 to NOK 14.74 per kg in 2023.

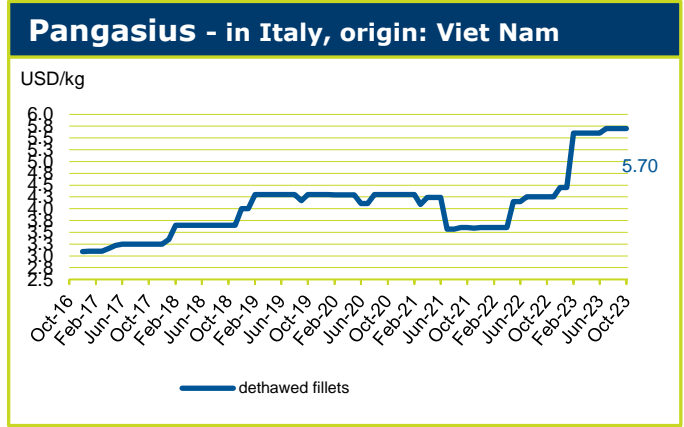
Mackerel - in Italy, origin: France



FRESHWATER

The United Kingdom of Great Britain and Northern Ireland has become one of the major markets for pangasius fillets. In the first eight months of the year, the country imported some 10 500 tonnes of this products, 500 tonnes more than in the same period of last year. Viet Nam accounts for more than 99 percent of this quantity. The total value of imports was USD 42.7 million. The unit value declined by 12 percent, from USD 4.34 per kg in August 2022 to USD 3.80 in August 2023.

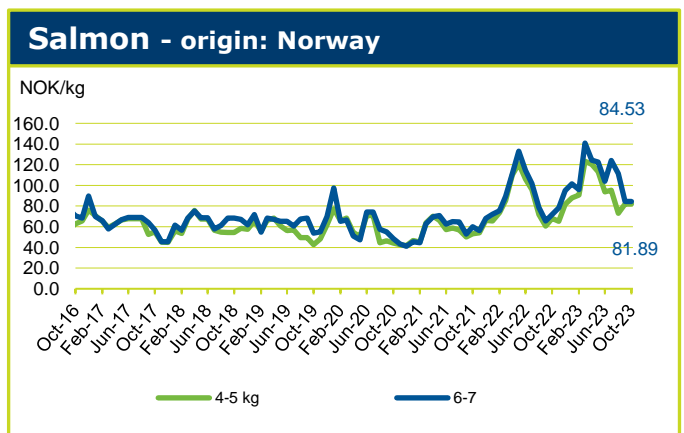
Spain, which used to be one of the main pangasius importers in the world, reduced its imports in 2023. In the first eight months of the year, some 3 721 tonnes of pangasius were imported, compared to 4 590 tonnes in the same period of last year. The unit value of frozen pangasius fillets in the Spanish market declined sharply from USD 3.80 per kg in August 2022 to USD 3.00 per kg in August 2023.



SALMON

As of 3 October 2023, the volume of Pacific salmon production in the Russian Far East exceeded 600 000 tonnes, and surpassing production of several recent years. Historically the current catch can be compared with the year 2018 when the nation's fishers harvested over 670 000 tonnes throughout the season. Out of this amount, Kamchatka accounted for 490 000 tonnes of Pacific salmon, Sakhalin, more than 63 000 tonnes, Khabarovsk Territory 28 000 tonnes, and Magadan 14 000 tonnes.

Norwegian companies are still discontented with the parliament's decision of income taxes and remain uncertain about how they will face their future investments due to the potential impacts. The 2025 elections with possible changes in the government are now the new hope for the salmon sector considering that tax and fiscal changes for the aquaculture sector could be reversed. Several sources affirm that important changes are expected for this regulation, so investments are still possible.





SALMON (cont.)

The third quarter of 2023 was a historically strong quarter for Norwegian salmon exports in terms of value, A total of 347 700 tonnes of salmon worth NOK 31 billion were exported in the period, down 1 percent in volume but up 13 percent in value, compared to the same period of last year. According to the Norwegian Seafood Council (NSC), this is a record-high export value for salmon in a single quarter, NOK 952 million higher than the previous record quarter, which was in the fourth quarter of 2022. The institution reported that there are now 31 months in a row with an increase in value, but mainly due to the weak Norwegian krone and not an increase in demand.

The main markets for Norwegian salmon in the third quarter were Poland, the United States of America and France, while the reopening in China is boosting this product, with the restaurant sector as a key ally requesting for a big amount of fresh salmon. In the month of September Norway exported 130 700 tonnes of salmon worth NOK 11.2 billion, down 5 percent in volume but up 14 percent in value compared to September 2022.

There are concerns in Scotland about the ongoing Brexit repercussions causing commercial delays for exports entering the EU market. This has incurred substantial costs for businesses, both financially and in terms of time. Producers and companies are urging the government to establish an efficient system to facilitate the process.

According to the Nasdaq Atlantic Salmon Index, fresh HOG salmon (3-6kg) reached NOK 80.14 (EUR 7.01) at week 39, up 7 percent from the previous year. Prices continue a 4-week upward trend from NOK 70.37 (EUR 6.08) since week 35

Meanwhile, fresh HOG Atlantic salmon (1-3 kg) from Scottish farms delivered to UK factories reached GBP 6.10 (EUR 7.08) at week 38 and showing a stable trend for 4 consecutive weeks.

TROUT

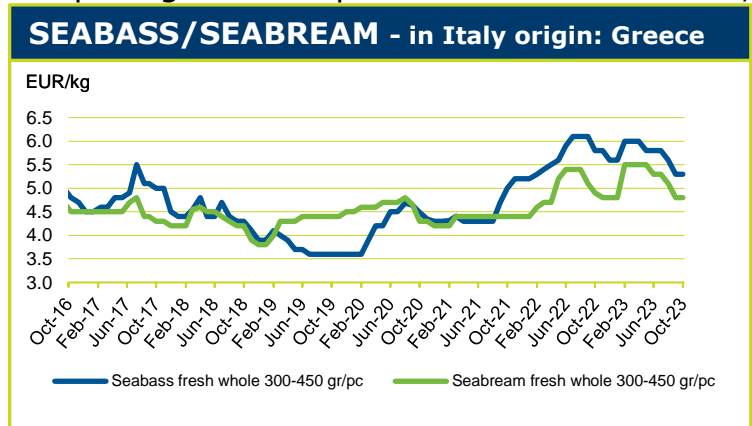
Norway exported 18 900 tonnes of trout worth NOK 1.6 billion in the third quarter of the year, which represented an increase of 15 percent in volume and 10 percent in value compared to the same quarter of last year. According to NSC, this meant a record-high export value for trout in a single quarter i.e in the third quarter of 2022, NOK 145 million higher than the previous record quarter. The United States of America, Ukraine and Japan were the most important markets Norway exported 6 300 tonnes of trout worth NOK 554 million in September, up 6 percent in volume and 12 percent in value compared to the ninth month of last year.

TROUT

NSC database shows that fresh trout (HOG) FOB prices for exports at the Norwegian border reached NOK 72.56 (EUR 6.31) at week 37, up 1.2 percent compared to previous week. This continues an upward trend from week 35, when NOK 69.59 (EUR 6.02) was registered.

SEABREAM/SEABASS

It is thought that seabream harvests will outstrip seabass by 50 000 tonnes in 2023, bringing production to 310 000 tonnes and 260 000 tonnes respectively. While demand for seabass remains firm there is a glut of seabream on the market, a reality that continues to be reflected in divergent prices for the two species. Medium sized seabass currently sells for an average of EUR 8.50 per kg on the Spanish wholesale market, while prices for the previously more expensive seabream were EUR 4.60 per kg. Wholesale prices for Greek fish in Italy were closer, with medium seabass selling for EUR 7.25 per kg and seabream for EUR 6.00 per kg. Large seabass, in particular, remain in acutely short supply and have been able to command a healthy premium over other sizes, currently averaging EUR 13.70 per kg (Mercamadrid).



Trade volumes for seabream were stable in the first half of the year, while seabass saw significant reductions. Türkiye and Greece, the two largest producers, have seen exports in the first six months of the year fall to 42 000 tonnes and 20 000 tonnes, respectively — 11 percent and 20 percent lower than the same period in 2022. It is worth noting that an estimated 25 percent of Turkish production of seabass is destined for its domestic market, a figure that has increased considerably over the past few years.



Fish Species Trade Name	Product Form	Grading	Price per kg		Reference & Area	Origin				
			As stated	EUR USD						
GROUND FISH										
						October 2023				
Cod/Cabillaud, Morue/ Bacalao <i>Gadus morhua</i>	Fresh - Whole	1-2 kg/pc	8.07	8.49 -	Italy CPT	Denmark				
		2-4	9.18	9.66 -						
	Fresh, fillet	100-200 g/pc	11.57	12.18						
		200-400	10.04	10.57 -						
		500-1000	11.75	12.37 +						
		Frozen, Fillet, 10 percent glazing	> 1000	8.45			8.89 +			
		20 percent glazing	1000-2000	7.75			8.16			
	Stockfish, soaked		7.50	7.89						
	Stockfish, dry	700 g/pc	26.00	27.37 =			DDP	Norway		
	wet salted fillets	700-1000 g/pc	13.00	13.68 =				Iceland		
	IQF, loin portion single frozen	100-150 g/pc	13.00	13.68 =			CIF			
	portion H&G	0.5-1 kg/pc		10.48			11.00	United States of America CIF	Russia	
			1-2	4.10			4.32			
			2-3	4.13			4.35 +			
			3-5	4.38			4.61 +			
			4.88	5.14 ^						
Salted cod			17.50	18.42 =	Spain wholesale	Europe				
		Fresh	7.20	7.58 +						
		Frozen	17.20	18.11 +						
		Fresh cultured	4.00	4.21 =						
Fresh fillets			9.30	9.79 =						
Fresh, headed	2-3 kg/pc	3-4	10.40	10.95 +	France wholesale	France				
		4-5	11.20	11.79 +						
		100-200 g/pc	12.20	12.84 +						
		200-300	13.50	14.21 +						
			14.50	15.26 +						
Fillet	1 kg/pc		GBP 19.50	22.41 23.78 =	United Kingdom retail	Iceland				
		160 g/pc	GBP 30.63	35.20 37.35 =						
		1000	GBP 22.50	25.86 27.44 =						
Fillet - wet salted - 1st quality produced from frozen raw material Defrosted, whole	400-700 g/pc		11.30	11.89 =	Italy CIF	Denmark				
			14.50	15.26 -						
Hake/Merlu/Merluza <i>Merluccius capensis</i>	Minced block		2.08	2.19 =	Namibia FOB for Spanish market	Namibia				
	Fillets	100-110 g/pc		4.95	5.21	United States of America CIF				
	Fillets, skin-on, interleaved	170-227 g/pc	227-283	4.85	5.11 -					
			283-340	6.17	6.49					
		> 340	6.17	6.49						
	IQF portion, trapeze	90-110 g/pc	9.60	10.11 -	Italy CIF					
Fresh - whole	100-200 g/pc		4.95	5.21 -	CPT	Mediterranean				
		200-300	5.16	5.43 -						
		300-400	7.00	7.37 +						
		500-1000	6.20	6.53 -						
		1000-2000	6.20	6.53 -						
		2000-4000	6.20	6.53 -						
Fillets			7.79	8.20 +						
Fresh - whole	1000-2000 g/pc	2000-3000	9.20	9.68 =	France wholesale	France				
		3000-4000	9.80	10.32 =						
		4000-5000	11.00	11.58 +						
			10.80	11.37 =						
Fillets			14.00	14.74 +		Europe				
Fillets	3-4 pc/kg		6.00	6.32 =	Spain wholesale	Spain				
			5.50	5.79 =						
		Fresh, from trawling	1000 g/pc	5.80			6.11 +			
		Fresh, from longlining	1000	8.00			8.42 =			
			1000	10.50			11.05 =			
		IQF, H&G	0.7-1 kg/pc	1-2			2.45	2.58 =	FOB	Spain
				1.5-2.5			2.95	3.11 =		
							2.99	3.15		
		H&G, interleaved	60-120 g/pc	100-200			1.87	1.97 ^		
							1.98	2.08 ^		
H&G, interleaved	80-200 g/pc		2.15	2.26		Argentina				
Fillets, interleaved	80-200 g/pc	200-300	4.48	4.72						
		300-500	1.70	1.79						
		500-800	1.90	2.00						
		> 800	2.10	2.21						
			2.40	2.53						
			2.70	2.84						
Block frozen	50-200 g/pc		3.48	3.65	Ecuador FOB	Ecuador				
Portions			10.02	10.52	United States of America CIF	Chile				
<i>Merluccius merluccius</i>	Fresh - whole	100-200 g/pc	4.95	5.21 -	Italy CIF	Mediterranean				
		200-300	5.16	5.43 -						
		300-400	7.00	7.37 +						
		500-1000	6.20	6.53 -						
		1000-2000	6.20	6.53 -						
		2000-4000	6.20	6.53 -						
		Fillets		7.79			8.20 +			
<i>Merluccius hubbsi</i>	H&G, interleaved	80-200 g/pc	2.15	2.26		Argentina				
		60-120	4.48	4.72						
		80-200 g/pc	1.70	1.79						
		200-300	1.90	2.00						
		300-500	2.10	2.21						
		500-800	2.40	2.53						
		> 800	2.70	2.84						
<i>Merluccius gayi</i>	Block frozen	50-200 g/pc		3.48	3.65	Ecuador FOB	Ecuador			
Portions			10.02	10.52	United States of America CIF	Chile				



Fish Species Trade Name	Product Form	Grading	Price per kg			Reference & Area	Origin		
			As stated	EUR	USD				
GROUND FISH (cont.)							October 2023		
Hake/Merlu/Merluza (cont.) <i>Merluccius polli</i>	H&G, interleaved	100-200 g/pc		2.19	2.31	Spain FOB	Guinea/ Senegal		
		200-300 g/pc		2.25	2.37				
300-425 g/pc			2.55	2.68					
1000-1500			3.15	3.32					
<i>Merluccius productus</i>	Fillet, PBO			3.33	3.50 =	ex coldstore	USA		
	Minced block			2.19	2.30 =				
Haddock/Eglefin/Eglofino	H&G	< 0.8 kg/pc	NOK	18.75	1.65	1.75	Sweden FCA	Norway	
<i>Melanogrammus aeglefinus</i>	Fillet			6.00	6.32		United States of America CIF	Poland	
	H&G	> 0.8 kg/pc		2.28	2.40	^		Russia	
	Fillet	1 kg/pc	GBP	18.00	20.69	21.95 =	United Kingdom retail	Iceland	
	Fillet	180-220 g/pc	GBP	19.00	21.84	23.17 =			
	Whole, 20 percent glazing	300-500 g/pc			2.70	2.84	Spain CIF	Faeroe Islands	
		500-700			3.20	3.37			
Fillet, skin on, 20 percent glazing	400-800			8.95	9.42				
	Fillet, skinless, 20 percent glazing	300-700			10.05	10.58			
Ling/Lingue franche/ Maruca	Fillet - wet salted	1-1.5 kg/pc		6.50	6.84 =		Italy DDP		
<i>Molva molva</i>	Produced from fresh raw material 1st quality								
	IQF, fillets, skin-on	0.5-1.2 kg/pc		3.45	3.63		Spain FOB	Spain	
Monkfish/Baudroie/ Rape <i>Lophius spp.</i>	Fresh, tail	< 300 g/pc		8.92	9.39 +		Italy CPT	UK	
		200-500		9.68	10.19 +				
		500-1000		11.41	12.01 +				
		1000-2000		11.63	12.24 -				
		> 2000		11.29	11.88 -				
	Fresh, whole	100-300 g/pc			8.41	8.85 +		Mediterranean	
		300-600			7.70	8.11 -			
		500-1000			5.62	5.92 -			
		1000-2000			6.59	6.94 -			
		> 2000			7.28	7.66 -		Atlantic	
	Whole	250-500 g/pc			9.25	9.74	Spain FOB	Namibia	
		500-1000			9.45	9.95			
	Whole, gutted	250-400 g/pc			4.45	4.68 -		Spain	
		300-600			4.78	5.03 ^			
	Whole, skinless	1-1.5 kg/pc			12.75	13.42			
		1-2			12.85	13.53			
2-3				13.25	13.95				
Tails, skin-on, 20% glazing	300-500 g/pc			7.20	7.58	CIF	Faroe Islands		
	1000-2000			13.35	14.05				
Fresh, whole				15.00	15.79 +	wholesale	Spain		
				13.00	13.68 =				
Whole				4.60	4.84 +		China		
John Dory/ Saint Pierre/ Pez de San Pedro <i>Zeus faber</i>	Fresh - whole	1-2 kg/pc		21.00	22.11 -		France wholesale	France	
		2-3		21.50	22.63 -				
	Fresh - gutted	500-1000 g/pc			23.00	24.21 +		Italy CPT	Italy
		1000-2000			24.10	25.37 -			
		2000-3000			21.41	22.54 -			
		600-800			17.65	18.58 -			
		800-1000			15.04	15.83 -			
		1000-2000			17.33	18.24 -			
	Fresh - fillets	> 2000			18.57	19.55 -			
					11.00	11.58 +			
	H&G	< 200 g/pc			1.35	1.42	Spain FOB	Mauritania/ Guinea	
		80-250			2.25	2.37			
200-300				3.35	3.53				
500-650				2.65	2.79				
> 500				6.35	6.68				
Fillets	80-120 g/pc			4.45	4.68		Morocco		
Fillets, skin-on	100-150 g/pc			4.65	4.89	CIF	China		
	150-200			5.05	5.32				
	> 200			5.35	5.63				
Golden redfish <i>Sēbastes doré</i> <i>Gallineta dorada</i> <i>Sebastes mentella</i>	Block, H&G, Japanese cut	50-100 g/pc		2.05	2.16 +	FOB	Russian Federation		
		100-150		2.29	2.41 +				
		150-200		2.95	3.11 +				
		200-300		3.28	3.45 +				
		300-500		3.55	3.74 ^				
	Block, whole	400-500 g/pc			1.65	1.74			
	H&G	80-100 g/pc			2.25	2.37			
		150-200			2.58	2.72			
		200-300			3.55	3.74			
		300-500			3.65	3.84			
> 500				3.75	3.95				
Fillets, skin-on, 25% glazing	120-160 g/pc			6.00	6.32 ^	CIF	Iceland		
	160-200			6.10	6.42 ^				
<i>Sebastes norvegicus</i>	Fresh, fillet			8.29	8.73 -	Italy CPT	Norway		



Fish Species Trade Name	Product Form	Grading	Price per kg			Reference & Area	Origin				
			As stated	EUR	USD						
GROUND FISH (cont.)							October 2023				
Alaska pollack/Lieu de l'Alaska/Colin de Alaska <i>Theragra chalcogramma</i>	Fillets, skinless, MSC certified 20 percent glaze	120-170 g/pc	2.70	2.84	-	Spain CIF	China				
		170-230	2.70	2.84	-						
		230-300	2.80	2.95	-						
Common dentex/ Dentex commun Dentón <i>Dentex dentex</i>	Fresh	0.6-0.8 kg/pc	17.00	17.89	^	Italy CPT	Mauritania				
		1-2	27.00	28.42	+						
		2-3	27.93	29.40	+						
		3-5	28.99	30.52	+						
		5-7	30.91	32.54	-						
		225-300 g/pc	2.25	2.37	-			Spain FOB	Guinea/Mauritania		
275-350	2.55	2.68	-								
300-425	2.85	3.00	-								
Bogue/Boga <i>Boops boops</i>	IQF, whole	6-8 pc/kg	0.98	1.03	^	ex-vessel	Spain				
		3-6	0.99	1.04	-						
	Fresh		1.20	1.26	+	wholesale					
			1.91	2.01	+	Italy CPT					
FLAT FISH							October 2023				
Turbot/Rodaballo <i>Psetta maxima</i>	whole, farmed	0.4-0.6 kg/pc	9.85	10.37	-	Spain CIF	Spain				
		0.6-0.8	9.85	10.37	-						
		0.8-1	9.85	10.37	-						
		1-1.5	9.85	10.37	-						
	Fresh - whole wild	Frozen, gutted, 20% glazing	0.3-0.5 kg/pc	12.25	12.89	-	wholesale	Netherlands (Kingdom of)			
			0.5-1	13.35	14.05	-					
			300-500 g/pc	8.25	9.17	-					
			400-600	10.15	11.28	-					
			600-800	9.90	11.00	-					
			800-1000	10.00	11.11	-					
			1000-2000	12.15	13.50	=					
			100-200	25.45	28.28	^					
			200-400	26.45	29.39	^					
			200-400	23.00	24.21	+					
	Fresh - whole, wild	Frozen		12.60	13.26	+		Spain			
				15.00	15.79	=					
	Fresh - whole, farmed	Culture	600-800 g/pc	11.60	12.21	+	Italy CPT	Spain/Portugal			
			800-1000	13.15	13.84	+					
			1000-1500	11.00	11.58	+					
			1500-2000	9.77	10.28	-					
2000-2500			9.18	9.66	-						
2500-3000			9.65	10.16	-						
3000-4000			12.93	13.61	+						
4000-5000			17.50	18.42	+						
Fresh - gutted, wild			Fillets, skin-on, 20% glazing	0.5-1 kg/pc	8.95	9.42			-	France wholesale	France
				1-2	13.28	13.98			-		
	1-2	20.50		21.58	+						
	0.7-1	19.95		21.00	-						
	1-2	18.58		19.56	-						
	2-3	19.33		20.35	-						
Fresh - fillets	Fillets	2-3	19.33	20.35	-						
		3-4	20.20	21.26	-						
		4-5	20.59	21.67	-						
		4-5	20.59	21.67	-						
Fresh - whole	Fillets	1-2	19.95	21.00	-						
		1-2	18.58	19.56	-						
		2-3	19.33	20.35	-						
Fresh - whole, wild	Fillets	3-4	20.20	21.26	-						
		4-5	20.59	21.67	-						
		1000-2000 g/pc	22.50	23.68	=						
		2000-3000	24.50	25.79	=						
Sole/Sole/ Lenguado <i>Solea vulgaris</i>	Fresh - whole wild	120-175 g/pc	13.45	14.16	-	Spain CIF	Netherlands (Kingdom of)				
		175-200	15.10	15.89	-						
		160-360	10.50	11.05	-						
		110-160 g/pc	11.65	12.26	-						
		160-200	12.50	13.16	-						
		200-250	12.75	13.42	-						
		250-300	13.15	13.84	-						
		300-350	14.70	15.47	-						
	Gutted, 20 percent glaze	Fillets	400-500	18.45	19.42	-	wholesale	Spain			
				16.50	17.37	-					
				13.25	13.95	+					
				24.00	25.26	=					
	Fresh - gutted	Fillets	5	14.90	15.68	+	Italy CPT	Netherlands (Kingdom of)			
			4	16.56	17.43	-					
			3	21.76	22.91	+					
			2	24.90	26.21	+					
1			12.74	13.41	-						
1			14.52	15.28	+						
1-2			15.03	15.82	-						
1-2			15.03	15.82	-						
Fresh - whole, wild	Fillets	1	42.00	44.21	-	France wholesale	France				
		2	30.50	32.11	-						
		3	26.00	27.37	-						
		4	22.50	23.68	-						



Fish Species Trade Name	Product Form	Grading	Price per kg			Reference & Area	Origin		
			As stated	EUR	USD				
FLATFISH							October 2023		
Sand sole/sole-pole Lenguado de arena <i>Solea lascaris</i>	Fresh - whole	150-300 g/pc 300-600	13.89	14.62		Italy CPT	West Africa		
Senegalese sole/sole du Sénégal Lenguado senegalés <i>Solea senegalensis</i>	Fresh - whole, farmed	300-400 g/pc	19.00	20.00 +		Spain CIF	Spain		
		400-500	20.42	21.49 +					
		500-600	20.42	21.49 +					
		600-700	20.36	21.43 +					
	Frozen on board, IWP	400-500 g/pc	8.25	8.68		Spain CIF FOB	Guinea		
whole, frozen on land	19-23 cm/pc	1.45	1.53						
		15.19	1.39	1.46					
Brill/Barbue/ Remol <i>Scophthalmus rhombus</i>	whole, 30% glazing	0.3-0.5 kg/pc	5.05	5.32 =		CIF	Netherlands (Kingdom of)		
		0.5-0.8	7.55	7.95 -					
		1-2	9.50	10.00 -					
European plaice/ Plie d'Europe/ Solla europea <i>Pleuronectes platessa</i>	Fresh - whole	300-400 g/pc	5.00	5.26		Italy CPT			
		400-600	5.20	5.47					
	> 600	5.35	5.63						
	Fillet, white skin on, 30% glazing	60-120	5.70	6.00					
	Fresh - fillet	60-80 g/pc	7.73	8.14 -					
IQF, whiteskin, 25 percent glazing IQF, skinless, 25 percent glazing	N. 2	9.90	10.42 =		Netherlands FOB (for Italian market)				
	N. 2	10.55	11.11 =						
European Flounder/ Flet d'Europe/ Platija europea <i>Platichthys flesus</i> <i>Scophthalmus rhombus</i>	Fresh - whole	500-1000 g/pc	19.83	20.87 +		Italy CPT			
		600-1000 g/pc	13.25	13.95 +					
		1000-2000	15.28	16.08 -					
		2000-3000	18.60	19.58					
Megrims/ Cardine/ Gallo <i>Lepidorhombus spp</i>	Whole	< 150 g/pc	2.25	2.37		Spain FOB	Spain		
		150-200	2.75	2.89					
		350-600	3.75	3.95					
		400-500	4.95	5.21					
		500-1000	4.48	4.72					
Blue whiting/Merlan blue/ Bacaladilla <i>Micromesistius poutassou</i>	IQF, whole	14-20 pc/kg	1.15	1.21 +					
		16-24	0.85	0.89 -					
		Fillets, butterfly cut, skin-on	35-40 g/pc	3.25	3.42 +				
TUNA/BILLFISHES							October 2023		
Tuna/Thon/Atún for canning	Skipjack - whole		1.62	1.70 -		Bangkok CFR FOB	Western/Central Pacific Ocean		
			1.67	1.75 -					
			1.76	1.85 -		Ecuador ex-vessel	Eastern Tropical Pacific Ocean		
		Yellowfin - whole	2.00	2.10 -					
			1.53	1.61 -		Seychelles FOB	Indian Ocean		
		Yellowfin - whole	2.05	2.16 -					
			1.60	1.68 +		Abidjan ex-vessel	Atlantic Ocean		
		Skipjack - whole	2.20	2.32 -					
		Yellowfin - whole	> 10 kg	2.20	2.32 -		Spain CFR	Various origins	
		Skipjack - whole	1.8-3.4 kg/pc	1.80	1.89 +				
		Yellowfin - whole	> 10 kg	2.35	2.47 =		Tunisia CFR	Seychelles (Korean vessel)	
		Skipjack	> 1.8 kg/pc	1.43	1.50				
			Yellowfin - pre-cooked loins	double cleaned	8.38	8.80		Europe CFR	India
				single cleaned	8.38	8.80			
			Skipjack - pre-cooked loins		6.19	6.50			various origins
	Skipjack - cooked & cleaned loins - vacuum packed	double cleaned	5.54	5.82 -					
for direct consumption	Albacore - whole, gutted H&G	< 15 kg/pc	4.95	5.21 +		Spain wholesale FOB	Atlantic		
		< 15	4.55	4.79 +					
		Yellowfin- H&G	< 25 kg/pc	4.45	4.68 +				
			> 20	4.95	5.21 +				
			25-50	4.95	5.21 +				
			50-100	4.95	5.21 +				
		> 100	4.75	5.00 +					
		Skipjack - cooked loins	single cleaned	4.38	4.60				
		Bigeye - frozen loins		6.76	7.10				
		Bigeye - H&G	< 25 kg/pc	4.45	4.68 +				
			> 20	4.95	5.21 +				
			25-50	4.95	5.21 +				
			50-100	4.95	5.21 +				
		> 100	4.75	5.00 +					
		Bluefin - H&G, skin-on	50-100	5.25	5.53 +				
> 100	5.15		5.42 +						
Albacore, fresh	4-7 kg/pc	4.89	5.15 -		Italy CPT	Spain			
	7-10	4.43	4.66 -						
	9-12	4.89	5.15 -						
		6.00	6.32 +						
Bigeye, fresh	10-20	3.00	3.16 -			Italy			
	> 20	4.30	4.53						



Fish Species Trade Name	Product Form	Grading	Price per kg			Reference & Area	Origin
			As stated	EUR	USD		
SWORDFISH							October 2023
Swordfish/Espadon/ Pez espada <i>Xiphias gladius</i>	Fresh - whole	< 12 kg/pc		3.00	3.16 =	Spain wholesale	Atlantic Ocean
		> 25		24.00	25.26 -		
		average		16.00	16.84 -		
	whole	< 12 kg/pc		3.50	3.68 =	FOB	
		> 25		22.00	23.16 =		
		average		9.50	10.00 -		
	H&G, skin-on	< 10 kg/pc		4.95	5.21	FOB	
		10-30		5.85	6.16		
		30-50		6.85	7.21		
		50-70		6.65	7.00		
70-100			6.45	6.79			
100-175			5.85	6.16			
> 175		5.50	5.79				
Fresh - whole			11.62	12.23 -	Italy CPT		
Fresh - slice			10.50	11.05 -			
Fresh - slice, with bone, yellow			9.88	10.40 -			
Fresh- whole			12.00	12.63 =	France wholesale		
Frozen- fillet, vacuum			9.00	9.47 =		Spain	
SMALL PELAGICS							October 2023
Mackerel/Maquereau/ Caballa <i>Scomber scombrus</i>	Fresh - whole			3.02	3.18 -	Italy CPT	France
	Fresh - whole	4-6 pc/kg		2.48	2.61 +		
	Fresh - fillet, butterfly cut			4.95	5.21 +		
	Fresh	Small		1.00	1.05 =	Spain wholesale	Spain
		Large		5.80	6.11 -		
		Average		3.50	3.68 -		
	IQF Whole	2-3 pc/kg		1.59	1.67	FOB	
		3-4		1.39	1.46		
	Blockfrozen	300-500 g/pc		1.69	1.78		
	IQF, Fillets 10% glaze	150-250		3.55	3.74 ^		
IQF, H&G, 8-10% glaze	250-350 g/pc		1.75	1.84			
Scomber colias	Whole, 10 kg box		GBP 3.75	4.31	4.57 =	United Kingdom	UK
	whole	900 g/pc	GBP 6.67	7.66	8.13 =	retail	
	IQF, whole	4-6 pc/kg		1.19	1.25 ^	Spain FOB	Morocco
		5-7		1.27	1.34 ^		
		16-20		0.85	0.89		
	Fillets	100-200 g/pc		3.65	3.84		
80-120 g/pc			3.15	3.32			
IQF, wrapped	> 1 kg		1.65	1.74		Namibia	
Horse Mackerel/ Chincard/ Jurel <i>Trachurus spp</i>	Whole	> 24 cm/pc		1.23	1.29	Morocco FOB for European market	Morocco
	Fresh	Small		0.50	0.53 +	Spain wholesale	Spain
		Large		5.50	5.79 -		
		Average		1.80	1.89 -		
	IQF	100-300 g/pc		0.95	1.00	FOB	Guinea
		200-300		1.45	1.53		
		200-500		1.55	1.63		
		500-1000		2.25	2.37		
		700-1200		1.55	1.63		
	Blockfrozen	300-450		1.58	1.66		Senegal
	IQF	2-3 pc/kg		1.85	1.95 ^		Spain
		1-3		1.88	1.98		
		2-4		1.55	1.63		
3-5			1.52	1.60			
4-6			1.49	1.57			
5-7			1.48	1.56			
6-10			1.37	1.44 =			
9-12			1.33	1.40			
10-25		1.09	1.15				
Whole	2-4 pc/kg		0.91	1.10	Egypt CIF	Yemen	
	4-6		0.91	1.10			
	6-8		0.91	1.10			
Chub mackerel/Maquereau español/ Estornino <i>Scomber japonicus</i>	Block frozen	8-14 pc/kg		0.82	0.86	Spain FOB	Morocco
		> 500 g/pc		1.18	1.43		Peru
	Fillets, skin-on	50-150 g/pc		2.27	2.75	Netherlands CIF	Ecuador
	Whole	2-4 pc/kg		0.83	1.00	Egypt CIF	Yemen
4-6			0.83	1.00			
6-8			0.83	1.00			
Herring/Hareng/Arenque <i>Clupeidae</i>	Fresh - fillets			3.31	3.48	Italy CPT	Denmark
				3.20	3.37 =		France wholesale
	Salted - fillets			6.30	6.63 =		France
				11.00	11.58 =		
	Smoked - fillets			11.00	11.58 =		
			10.00	10.53 =			
Smoked - fillets, vacuum packed	70-100 g/pc	PLN	1.69	0.37	0.38	Poland FOB	Baltic



Fish Species Trade Name	Product Form	Grading	Price per kg		Reference & Area	Origin	
			As stated	EUR USD			
SMALL PELAGICS (cont.)						October 2023	
Sardine/Sardine/Sardina <i>Sardina pilchardus</i>	Fresh - whole		1.50	1.58 -	Italy CPT	Morocco	
	Frozen - whole		1.28	1.35 +			
	Fresh - fillet		5.22	5.49 +			
	Block, whole	IQF	12-16 cm/pc	1.23	1.29	Spain FOB	
			13-18	1.20	1.26		
			9-15 pc/kg	1.18	1.24		
			8-14	1.15	1.21		
			10-16	1.45	1.53 +		
			20-26	1.15	1.21 =		
	Fillet	Fresh	30-50 g/pc	2.65	2.79 =	wholesale	
			2.90	3.05 +			
Frozen - whole	Fresh - gutted		GBP 5.40	6.21 6.59 =	United Kingdom	Portugal	
			GBP 7.00	8.05 8.54 +			
Fresh - whole	Fresh - butterfly cut			2.90 3.05 =	France - wholesale	France	
				8.50 8.95 +			
Anchovy/Anchois/ Boquerón <i>Engraulis encrasicolus</i>	Fresh		3.20	3.37 =	Italy CPT	Italy	
	Fresh		2.89	3.04 +			
	Fresh		3.30	3.47 +			
	Blockfrozen	IQF, fillets		2.00	2.11 =	Spain - wholesale	France
				4.00	4.21 -		
				1.95	2.05		
				2.15	2.26 =		
				1.65	1.74		
			55-60	1.55	1.63	FOB	Spain
			40-70 g/pc	4.35	4.58		
						Morocco	
CEPHALOPODS						October 2023	
Squid/Encornet/Calamar <i>Loligo spp.</i>	Whole	S (< 18 cm)	9.00	9.47 -	Italy CIF	South Africa	
		M (18-25)	9.70	10.21 -			
		L (25-30)	10.70	11.26 -			
		XL (>30)	10.70	11.26 -			
	<i>Loligo vulgaris</i>	Fresh - whole	100-300 g/pc	14.71	15.48 -	Italy CPT	Croatia
			300-500	10.18	10.72 -		
			400-600	16.42	17.28 -		
			500-1000	18.07	19.02 +		
Grade A	Fresh - whole	< 3 pc/kg	6.48	6.80	Portugal/Italy CIF	Yemen	
		3-6	6.19	6.50			
		6-10	5.71	6.00			
		10-20	5.62	5.90			
Frozen	Fresh - whole	Small	17.00	17.89 -	France - wholesale	France	
		Medium	18.00	18.95 -			
<i>Loligo gahi</i>	Whole	200-300 g/pc	12.00	12.63 -	Spain wholesale	Spain	
		200-300	12.55	13.21			
		300-400	13.45	14.16			
		400-600	14.55	15.32			
		> 1000	14.55	15.32			
<i>Illex argentinus</i>	Whole	8-10 cm/pc	3.88	4.08	Spain FOB	Morocco	
		9-12	4.39	4.62			
<i>Illex illecebrosus</i>	Whole	15-18 cm/pc	2.65	2.79	Italy CPT	Argentina	
		18-22	3.65	3.84			
			3.52	3.71 +			
		100-200 g/pc	3.98	4.19			
<i>Todarodes sagittatus</i>	Whole	1	6.40	6.74 -	Spain wholesale	Falkland/Malvinas Islands	
		2	6.40	6.74 -			
		3	6.40	6.74 -			
		4	6.40	6.74 -			
<i>Uroteuthis duvauceli</i>	Whole, round	100-200 g/pc	2.76	2.90	Argentina FOB	Argentina	
		200-300 g/pc	3.00	3.15			
		300-500	3.00	3.15			
		> 500	3.00	3.15			
<i>Doryteuthis pealeii</i>	Blockfrozen	9-16 cm/pc	2.38	2.51	Spain FOB	Spain	
		11-14	2.85	3.00 ^			
		165-335 g/pc	2.57	2.71			
		200-350	1.65	1.74			
<i>Doryteuthis opalescens</i>	Block, frozen on board	> 20 cm/pc	2.15	2.26	wholesale	Mauritania	
		9-14 cm/pc	2.10	2.21			
		12-18	1.95	2.05			
		25-30	2.25	2.37			
<i>Doryteuthis opalescens</i>	Whole		7.50	7.89 -	wholesale	India	
			8.00	8.42 -			
			5.50	5.79 -			
						United States of America	



Fish Species Trade Name	Product Form	Grading	Price per kg		Reference & Area	Origin
			As stated	EUR USD		
CEPHALOPODS (cont.)						October 2023
Octopus/Poulpe/Pulpo <i>Octopus vulgaris</i>	Sushi slice	7 g/pc	15.71	16.50	Europe CFR	Indonesia
	100% net weight	9	16.19	17.00		
	boiled cut		8.95	9.40		
	Flower type	1-2 kg/pc	5.71	6.00	Italy CPT	Italy
	90% net weight	>2	7.14	7.50		Spain
	Fresh	1-2	12.50	13.16 -		Morocco
		1-2	9.18	9.66 -		
	Frozen	T3	13.09	13.78 +		
		T4	12.70	13.37 -		
		T5	11.17	11.76 -		
		T6	10.48	11.03 -		
		T1	16.65	17.53		Spain FOB
		T2	16.65	17.53		
		T3	15.85	16.68		
		T4	13.35	14.05		
		T5	11.98	12.61		
		T6	10.45	11.00		
		T7	6.55	6.89		
		T8	6.55	6.89		
	Uncleaned	T3	7.99	8.41	CIF	Mauritania/Senegal Guinea
	T4	12.99	13.67			
	T5	11.25	11.84			
	T6	7.35	7.74			
Frozen on board	T1	13.14	13.80 =			
	T2	13.14	13.80 =			
	T3	12.67	13.30 =			
	T4	11.24	11.80 =			
	T5	9.81	10.30 =			
	T6	8.38	8.80 =			
	T7	7.90	8.30 =			
	T8	7.43	7.80 =			
	T9	6.97	7.34			
	T10	6.97	7.34			
Frozen , Galizian style			16.90	17.79 +	wholesale	
Fresh			4.90	5.16 -		
Frozen			6.20	6.53 =		Thailand
Octopus/Poulpe/Pulpo <i>Octopus vulgaris</i>	Gutted block	300-500 g/pc	7.43	7.80	Italy/Portugal Spain CIF	Yemen
		500-1000	4.71	4.95		
		1000-2000	7.62	8.00		
	Flower	300-500 g/pc	7.62	8.00	France wholesale	Europe
		500-1000	7.62	8.00		
		1000-2000	7.62	8.00		
Fresh			10.50	11.05 =		
Frozen			14.00	14.74 =		
<i>Eledone moschata</i>	Fresh - whole	Mixed	6.04	6.36 +	Italy CPT	Croatia
<i>Eledone cirrhosa</i>	Cleaned, block	100-150 g/pc	3.38	3.56	Spain FOB	Spain
		200-400	4.55	4.79		
Cuttlefish/Seiche/ Sepia <i>Sepia spp.</i>	Frozen at land- whole block	100-200 g/pc	4.00	4.20 -	Egypt/Thailand CIF Malaysia	Yemen
	Grade A	200-300	4.00	4.20 -		
		300-500	4.00	4.20 -		
		500-1000	4.00	4.20 -		
		> 1000	4.00	4.20 -		
	FAS - whole block	100-200 g/pc	4.24	4.45	Portugal/Greece Spain CIF	
		200-300 g/pc	4.91	5.16		
		300-500	5.10	5.36		
		> 500	5.30	5.56		
	not cleaned	0.3-0.6 kg/pc	5.15	5.42	Spain FOB	Morocco
		0.6-0.9	5.15	5.42		
		0.9-1.2	4.85	5.11		
		1.2-2	4.98	5.24		
		2-3	4.85	5.11		
		3-4	4.98	5.24		
	IQF , cleaned	100-200 g/pc	8.55	9.00		
		200-400	8.55	9.00		
		400-600	8.55	9.00		
	600-800	7.65	8.05			
	800-1000	7.65	8.05			
	1000-2000	8.85	9.32			
Frozen		7.20	7.58 -	wholesale	Senegal	
Fresh		7.30	7.68 -		Morocco	
Fresh		18.50	19.47 =	France - wholesale	France	
Frozen		10.00	10.53 =			
Fresh		6.32	6.65	Italy CPT	Spain Morocco	
	100-300	4.07	4.28 -			
	300-500	4.29	4.52 -			
	500-1000	4.47	4.71 -			
	> 1000	7.89	8.31			
		9.71	10.22 -			



Fish Species Trade Name	Product Form	Grading	Price per kg			Reference & Area	Origin	
			As stated	EUR	USD			
CRUSTACEANS								
October 2023								
Whiteleg shrimp/ Crevette pattes blanches/Camarón patiblanco <i>Penaeus vannamei</i>	PD, chemical treatment 100% net weight treated with non-phosphate	31-40 pc/lb		8.43	8.85	Europe CFR	Indonesia	
		41-50		7.43	7.80			
		51-60		7.14	7.50			
		61-70		7.10	7.45			
		71-90		6.95	7.30			
		91-120		6.90	7.25			
	tails	21-25 pc/kg		7.93	8.35 -	Italy CPT	Ecuador	
			26-30	6.89	7.25 -			
			31-40	6.64	6.99 -			
			41-50	5.86	6.17 -			
			51-60	5.41	5.69 -			
			61-70	6.50	6.84 -			
	cooked and peeled	21-25 pc/kg		7.95	8.37	United Kingdom retail	India	
			26-30	9.76	10.27 -			
			31-35	9.16	9.64 +			
			36-40	8.65	9.11 -			
			41-50	6.64	6.99			
			51-60	5.96	6.27			
	Head-on	26-30 pc/kg	GBP	16.25	18.68	19.82 =	United Kingdom retail	Ecuador
		20-30 pc/kg	GBP	13.50	15.52	16.46 =		
Frozen	30-40 pc/kg		6.70	7.05 +	Spain wholesale FOB	Peru		
		40-50	5.60	5.89				
		50-60	5.25	5.53				
frozen, headless	30-40 pc/kg		12.07	12.68	United States of America CIF	Ecuador		
		40-50	4.67	4.90				
		50-60	4.00	4.20				
Cooked and peeled	26-30 pc/lb		7.98	8.38	United States of America CIF	India		
	51-60 pc/lb		13.99	14.69				
Argentine red shrimp/ Salicouque rouge d'Argentine/ Camarón langostín argentino <i>Pleoticus muelleri</i>	Head-on, shell-on	10-20 pc/kg		8.20	8.63 +	Spain EXW	Argentina	
		20-30		6.90	7.26 -			
		30-40		6.70	7.05 -			
		40-60		6.60	6.95 -			
	frozen on board	10-20 pc/kg		7.50	7.89 +	FOB		
		20-30		6.50	6.84 -			
		31-50		9.45	9.95			
		L1		8.55	9.00 ^			
	Headless, shell-on	16-20 pc/lb		8.83	9.27	United States of America CIF		
			21-25	12.49	13.12			
			26-30	9.05	9.50			
	Head-on, shell-on	31-41		10.71	11.25	United States of America CIF		
L1			5.71	6.00 +				
L3			5.14	5.40 ^				
Headless, shell-on	C1		9.05	9.50 ^	United States of America CIF			
Giant tiger prawn/ Crevette géante tigrée/ Langostino tigre <i>Penaeus monodon</i>	Farmed, organic, cooked	20-30 pc/kg		30.00	31.58 =	France wholesale	Madagascar	
		30-40		26.00	27.37 =			
		40-50		24.00	25.26 =			
	Raw peeled and deveined, 20 percent glazing	6-8 pc/lb		14.10	14.80	Spain FOB	India	
			8-12	10.19	10.70			
			13-15	8.95	9.40			
			16-20	7.57	7.95			
			21-25	7.10	7.45			
			26-30	6.57	6.90			
	Head-on	8-12 pc/lb		6.10	6.40	United Kingdom retail	Bangladesh	
			5.86	6.15				
		GBP	25.71	29.56	31.36 =			



Fish Species Trade Name	Product Form	Grading	Price per kg			Reference & Area	Origin		
			As stated	EUR	USD				
CRUSTACEANS (cont.)							October 2023		
Norway lobster/ Langoustine/Cigala <i>Nephrops norvegicus</i>	IQF whole	2-4 pc/kg	41.00	43.16		Spain FOB	Spain		
		5-10	29.75	31.32					
	male	10-15	26.75	28.16					
		15-20	19.55	20.58					
		20-30	15.50	16.32					
		female	10-15	21.80	22.95				
			15-20	17.85	18.79				
			20-30	13.75	14.47				
	IQF whole	30-40	6.85	7.21					
		40-50	6.75	7.11					
		2-4 pc/kg	41.00	43.16					
	Fresh	4-7	31.65	33.32				CIF	Denmark
		7-9	31.45	33.11					
			36.00	37.89	+				
Frozen		14.00	14.74	=	wholesale				
Fresh	6-16 pc/kg	16-20	27.00	28.42	=	France wholesale			
		20-30	15.50	16.32	=				
		30-40	13.50	14.21	=				
		30-40	9.50	10.00	=				
	Cooked	20-40 pc/kg	20.00	21.05	=				
Whole, 30 percent glazing	Fresh	11-15	13.22	13.92		Italy CIF CPT			
		6-9 pc/kg	27.23	28.66	+				
		11-15	14.50	15.26	-				
		16-20	10.30	10.84	-				
		21-30	8.67	9.13	-				
	Alive	31-40	5.24	5.52	-				
		41-50	4.80	5.05	-				
		8-15	36.00	37.89					
		16-25	29.50	31.05					
		25-35	21.00	22.11					
Andaman lobster/Langoustine Andamane/Cigala de Andamán <i>Metanephrops andamanicus</i>	IQF	6-10 pc/kg	34.95	36.79		Spain FOB	Mozambique		
		11-15	30.50	32.11					
		16-20	23.95	25.21					
European lobster/ Homard européen/ Bogavante <i>Homarus gammarus</i>	Live - bulk	400-600 g/pc	32.00	33.68	=	France wholesale	Ireland		
		400-600	32.00	33.68	=		France		
	Live	400-600 gpc	27.98	29.45		Italy CPT	Europe		
		600-800	23.55	24.79	+				
		800-1000	24.46	25.75	+				
		> 1000	26.47	27.86	+				
> 2000	26.09	27.46	+						
25.93	27.29								
American lobster/ Homard américain/ Langosta americana <i>Homarus americanus</i>	Live	400-600 g/pc	28.00	29.47		France wholesale	Canada		
		3 kg/pc	18.48	19.45	-				
		3-5	17.08	17.98	-				
		> 5	17.35	18.26					
	Frozen		8.50	8.95		Italy CPT	United States of America		
	Live	500-600 g/pc	GBP 49.09	56.43	59.87	United Kingdom retail	Canada		
		1000	GBP 37.50	43.10	45.73			=	
Meat, cooked	Tails	6-7 oz/pc	46.19	48.50		United States of America CIF			
		7-8	46.19	48.50					
Scalloped spiny lobster/ Langouste festonnée/ Langosta festoneada <i>Panulirus homarus</i>	Whole	70-100 g/pc	10.48	11.00		Taiwan (Province of China)/ Saudi Arabia CIF	Yemen		
		100-150	15.24	16.00	+				
		150-200	18.10	19.00	+				
		> 200	20.00	21.00	+				
		70-100 g/pc	11.24	11.80					
		200-250	20.48	21.50					
	250-300	20.95	22.00						
	300-350	21.90	23.00						
	> 350	21.90	23.00						
	Panulirus spp.	Fresh		30.00	31.58	-	Spain wholesale	Cuba	
Frozen			23.00	24.21	=				
Tails			45.00	47.37	=				
Whole		50.50	53.16		United States of America CIF	Spain			
Arabian whip lobster/ Langouste fouet arabe/ Langosta de fusta arabica <i>Puerulus sewelli</i>		SS	7.14	7.50		Italy CIF	Yemen		
		S	11.90	12.50					
		M	13.81	14.50					
		L	14.76	15.50					
Edible crab/Tourteau/ Buey de mar <i>Cancer pagurus</i>	Live, bulk	T2 (13-16 cm)	9.80	10.32	-	France auction wholesale	France		
			10.50	11.05	=				
			9.99	10.52	-				
Fresh	female	800-1200 g/pc	5.52	5.81		Italy CPT	United Kingdom		
			5.20	5.47					
		Claws	4.92	5.18					



Fish Species Trade Name	Product Form	Grading	Price per kg		Reference & Area	Origin	
			As stated	EUR USD			
CRUSTACEANS (cont.)						October 2023	
Blue swimming crab Étrille bleue Jaiba azul <i>Portunus pelagicus</i>		5-7 pc/kg 50-100 100-150 > 150	3.67 3.67 3.67 3.67	3.85 3.85 3.85 3.85	France CIF	Yemen	
Snow crab/ Crabes des neiges/ Cangrejo de las nieves <i>Chionoecetes opilio</i>	Legs Claws Sections Claws		9.62 37.62 10.92 13.86 14.29	10.10 39.50 11.46 14.55 15.00	United States of America CIF	Canada China Argentina	
Southern king crab/ Crabe royal de Patagonie Centolla patagónica <i>Lithodes santolla</i>		S M L Legs, Claws	44.82 45.91 47.01 17.14	47.06 48.21 49.36 18.00			
BIVALVES						October 2023	
Oyster/Huître/Ostra <i>Crassostrea gigas</i> <i>Ostrea edulis</i>	Live	60-100 g/pc 80-95 g/pc 95-110 G2 (100 units) M3 (100 units) N3	11.40 17.36 18.50 18.60 110.00 115.00 10.50	12.00 18.27 19.47 19.58 115.79 = 121.05 = 11.05	Spain CIF wholesale France wholesale retail	Netherlands France	
Mussel/Moule/Mejillón <i>Mytilus edulis</i> <i>Mytilus galloprovincialis</i>	Live - Bottom mussel Live - Rope (bouchot) Live IQF IQF half shell Live Frozen Live	Bulk 60-80 pc/kg 40-60 pc/kg 40-50 > 100 pc/kg	2.55 2.90 4.50 5.92 2.55 7.75 1.65 4.00 4.20	2.68 = 3.05 = 4.74 = 6.23 - 2.68 8.16 1.74 + 4.21 = 4.42	wholesale retail Spain FOB wholesale CIF	Netherlands Spain/Italy France Spain/Italy Netherlands Italy	
<i>Mytilus chilensis</i>	Live IQF - shell-off, 7 percent glazing Mussel meat IQF, Half shell Whole, vaccum packed 800 g pack, half shell	200-300 pc/kg	2.82 4.90 2.88 4.48 2.08	2.97 + 5.16 + 3.02 - 4.70 + 2.18 -	Italy CPT CIF Spain CIF	Sardinia Chile Ireland	
<i>Perna canaliculus</i> <i>Mytilus galloprovincialis</i>	Mussel meat IQF, Half shell Whole, vaccum packed 800 g pack, half shell Alive		14.06 5.99	16.16 6.89	17.15 = 7.30 =	United Kingdom retail	New Zealand UK (Scotland)
Razor shell/Couteau/ Navaja - Solenidae	Fresh Live, depurated	S M 10-12 cm/pc	10.50 18.50 3.85 5.00 3.78 4.80	11.05 19.47 4.05 = 5.26 + 3.98 + 5.05 +	Spain CIF wholesale Italy CPT France wholesale	Ireland Netherlands Europe Italy Imported	
Great Atlantic scallop/ Coquille-St- Jacques/ Vieira <i>Pecten maximus</i>	Fresh, meat, roe-on Fresh, meat, roe-off Frozen, meat, roe-on Frozen, meat, roe-off IQF, whole Frozen, half shelf Meat, 15% glazing Meat, 20% glazing Live Frozen - whole Fresh Frozen, half shelf Fresh, meat Frozen, whole	3-5 pc/kg 4-6 10-12 20-24 22-25	29.00 31.50 43.00 34.00 5.35 4.38 10.69 22.85 22.85 20.00 3.40 3.60 10.91 52.92 15.75	30.53 - 33.16 - 45.26 = 35.79 = 5.63 - 4.61 - 11.25 - 24.05 24.05 ^ 21.05 + 3.58 - 3.79 - 11.48 + 60.82 16.58	France Spain FOB wholesale Italy CPT United Kingdom retail United States of America CIF	France Spain Imported UK France	
Japanese carpet shell/ Palourde japonaise/ Almeja japonesa <i>Ruditapes philippinarum</i>	Live		10.50 7.50	11.05 + 7.89 +	Italy CPT Spain wholesale	Italy Spain	



Fish Species Trade Name	Product Form	Grading	Price per kg			Reference & Area	Origin	
			As stated	EUR	USD			
SALMON								
October 2023								
Atlantic salmon/ Saumon de l'Atlantique/ Salmón del Atlántico <i>Salmo salar</i>	Fresh - gutted, head-on	2-3 kg/pc	9.80	10.32	=	France wholesale	Norway	
		3-4	10.50	11.05	=			
		4-5	10.90	11.47	=			
		5-6	11.00	11.58	=			
		6-7	11.30	11.89	=			
	Fresh - label rouge frozen, wild	2-3 kg/pc	10.70	11.26	=	Scotland		
		2-3	12.50	13.16	=			
	Smoked - Fillet, vacuum reconstituted sides	2-3	8.00	8.42	=			
	Smoked - Fillet, vacuum reconstituted sides	1-2 kg/pc	37.00	38.95	=			
	Fresh - Fillet	3-4 kg/pc	19.00	20.00	=		EU	
	Smoked - Fillet, vacuum reconstituted sides	1-2 kg/pc	35.00	36.84	=		Norway	
	Fresh - gutted, head-on	1-2 kg/pc	NOK 54.94	4.85	5.13	+	Norway FOB	
		2-3	NOK 70.25	6.20	6.55	+		
		3-4	NOK 80.56	7.11	7.51	+		
		4-5	NOK 81.89	7.23	7.64	+		
		5-6	NOK 82.44	7.28	7.69	+		
		6-7	NOK 84.53	7.46	7.89	-		
		7-8	NOK 85.84	7.58	8.01	-		
		8-9	NOK 88.08	7.77	8.22	-		
		> 9	NOK 84.27	7.44	7.86	-		
	Fresh fillet		13.00	13.68	+	Spain wholesale		
	Smoked fillet		22.00	23.16	=			
	Fresh		8.50	8.95	+			
Frozen		6.70	7.05	-				
Fillets, skin-on, 10%	700-1000 g/pc	10.95	11.53	+	CIF			
	1000-1400	11.45	12.05	+				
	1400-1800	11.65	12.26	+				
	1800-2400	11.65	12.26	+				
guttled, head-on	4-5 kg/pc	8.75	9.21		Tunisia CFR			
Fresh - Whole - Superior	1-2 kg/pc	4.91	5.17	.	Italy CPT			
	2-3	5.75	6.06	-				
	3-4	6.31	6.64	-				
	4-5	6.51	6.85	-				
	5-6	6.60	6.94	-				
	6-7	7.74	8.15	-				
	7-8	9.09	9.57	+				
	8-9	9.44	9.94	+				
	9-10	9.50	10.00	+				
	IQF portion, 10% glazing	100-150 g/pc	15.50	16.32			+	
Chum salmon/Saumon chien/ Keta <i>Oncorhynchus keta</i>	H&G IQF		3.43	3.60	Europe CIF	United States of America		
TROUT								
October 2023								
Rainbow trout/ Truite arc-en-ciel/ Trucha arco iris <i>Oncorhynchus mykiss</i>	Fresh- whole Fillet		7.90	8.32	=	France wholesale	France	
		Fillet, smoked		11.20	11.79			=
		Whole, gutted, bulk		20.00	21.05			=
	Fresh - whole Fresh - fillets			5.30	5.58	=	Spain wholesale	Spain
				5.90	6.21	=		
	Guttled, 10% glazing	200-300 g/pc		6.15	6.47	^	CIF	Türkiye
		300-350		6.15	6.47	^		
		Fillets, 20% glazing	160-230		9.10	9.58		
	Fresh - whole Fresh, Fillets - skin-on Fresh, Fillets - skinless H&G			6.00	6.32	+	Italy CPT	Italy
				11.00	11.58	+		
				11.50	12.11	+		
			300-500 g/pc	6.70	7.05	+		
	Fresh, whole guttled scaled and gutted	600-800 g/pc	GBP 9.83	11.30	11.99	=	United Kingdom retail	Scotland
500		GBP 10.50	12.07	12.80	=			
300		GBP 16.50	18.97	20.12	=			



Fish Species Trade Name	Product Form	Grading	Price per kg		Reference & Area	Origin
			As stated	EUR USD		
FRESHWATER FISH						October 2023
Arctic char/Omble-chevallier/ Trucha alpina <i>Salvelinus alpinus</i>	Fresh- whole		12.30	12.95 =	France wholesale	Europe
Nile perch/Perche du Nil/Perca del Nilo <i>Lates niloticus</i>	Fresh, whole	2000-4000 g/pc	4.14	4.36 +	Italy FCA	Tanzania
	Fresh - fillets		4.89	5.15 +		
	Fresh - fillets Fillets		7.90	8.32 +	Spain wholesale	
Pike perch/Sandre/ Lucioperca <i>Sander lucioperca</i>	Fillet - skinless, PBI, IWP	500-1000 g/pc	6.14	6.45	CFR	
	Fresh- whole	Average size	13.50	14.21 =	France wholesale	Europe
	Fillet		12.00	12.63 =		
Nile Tilapia/Tilapia du Nil/Tilapia del Nilo <i>Oreochromis niloticus</i>	Fillet - skinless, 20% glazing	70-140 g/pc	3.65	3.84 =	Spain CFR	China
		140-200	3.65	3.84 -		
	Gutted, scale-less, 20% glazing	200-300 g/pc	2.40	2.53 ^		
		300-500	2.60	2.74 ^		
		500-800	2.90	3.05 ^		
		> 800	3.00	3.16 ^		
	Fillet	3-5 oz/pc	5.10	5.37	United States of America CIF	Viet Nam
Pangasius <i>Pangasius hypophthalmus</i>	Fillet, thawed		5.70	6.00	Italy CIF	
	Fresh, fillet		6.00	6.32 +	Spain wholesale	
	Fillet		3.50	3.68 =		
	Fillet, 20% glazing	120-170 g/pc	2.80	2.95 =	CIF	
		170-230	2.75	2.89 =		
	interleaved, 0% glazing	170-230	4.05	4.26 =		
NON-TRADITIONAL SPECIES						October 2023
Sturgeon/Esturgeon/ Esturione <i>Acipenseridae</i>	Frozen - Whole	1.5-2 kg/pc	7.50	7.89	France CIF	France
	Gutted	5-7 kg/pc	10.50	11.05		
	Fillets	200-300 g/pc	16.00	16.84		
		800-1000	16.00	16.84		
<i>A.baeri</i>	Caviar (Aquitaine) metal boxes		1.400	1.474		
European eel/Anguille d'Europe/ Anguilla europea <i>Anguilla anguilla</i>	Smoked	Medium	47.00	49.47 =	wholesale	Europe
	Fresh		20.00	21.05 +	Italy CPT	
Common dentex/ Denté commun Denton <i>Dentex dentex</i>	Fresh - whole	225-300 g/pc	2.25	2.37	Spain FOB	Mauritania
		275-350	2.55	2.68		
		400-600 g/pc	15.48	16.29	Italy CPT	
		600-800	16.95	17.84		
		1000-2000	27.00	28.42 +		
2000-3000	27.93	29.40 +				
3000-5000	28.99	30.52 +				
Dusky grouper Mérour noir/Mero moreno <i>Epinephelus marginatus</i>	Fresh - whole	1-2 kg/pc	14.45	15.21 -	CPT	Senegal
		2-4	19.38	20.40 +		
		4-7	15.87	16.71 -		
		7-10	10.78	11.35 -		
		10-20	8.63	9.08 -		
White grouper/ Merou blanc/Cherna de ley <i>Epinephelus aeneus</i>	Gutted	1-2 kg/pc	10.35	10.89 -	Spain FOB	Yemen
		2-4	10.22	10.76 -		
		4-7	11.42	12.02 -		
		7-10	11.28	11.87 -		
		0.5-1 kg/pc	8.98	9.45		
> 2	9.25	9.74				
Small-scale grouper Mérour petites écailles Mero escamoso <i>Epinephelus polylepis</i>		3-5 kg/pc	4.95	5.20	Italy CIF	Yemen
		5-8	5.14	5.40		
		8-12	5.14	5.40		
		2-3 kg/pc	4.62	4.85 -	France CIF	
		3-5	4.62	4.85 -		
5-8	4.62	4.85 -				
Spangled emperor/ Empereur moris/ Emperador relámpago <i>Lethrinus nebulosus</i>	H&G	3-5 kg/pc	4.76	5.00	France CIF	
	Gutted, scales off	3-5 kg/pc	4.33	4.55 =	Italy CIF	
		1-2	3.05	3.20		
		2-3	4.33	4.55 =		
	Headless, gutted	2-3	4.86	5.10 =	France CIF	
3-5		4.86	5.10 =			
5-10		4.86	5.10 =			
Mahi mahi/Dorado/ Dorado <i>Coryphaena hippurus</i>	Gutted, skinless	Fresh, gutted	2.81	2.95	Europe CIF	Mozambique
		Fresh, fillets	8.98	9.45 +	Italy CPT	Imported
		Fresh, fillets	13.11	13.80 +		
	Portions	4-6 oz/pc	11.76	12.35	United States of America CIF	Oman
		2-4	3.33	3.50		Costa Rica
		10	13.02	13.67		
		6-8	13.02	13.67		
Fresh, fillets		2.65	2.79	Spain FOB	Spain	
H&G, headless	< 20 kg/pc	4.98	5.24 =			



Fish Species Trade Name	Product Form	Grading	Price per kg		Reference & Area	Origin
			As stated	EUR USD		
NON-TRADITIONAL SPECIES (cont.)						October 2023
Red pandora/ Pageot à tache rouge/ Breca chata <i>Pagellus bellottii</i>	Whole, blockfrozen	< 250 g/pc	1.59	1.67	Spain FOB	Spain
		200-350	2.38	2.51		
	Whole	300-500 g/pc	2.10	2.20 +	Italy CFR	Yemen
		500-1000	2.10	2.20 +		
Blue shark/ Peau bleue/Tiburón azul <i>Prionace glauca</i>	H&G, skin-on	< 4 kg/pc	2.25	2.37	Spain FOB	Spain
		4-7	2.25	2.37		
		7-12	2.23	2.35		
		12-20	2.03	2.14		
		> 20	2.02	2.13		
	H&G, skinless	< 4 kg/pc	2.25	2.37		
		4-7	2.25	2.37		
		7-12	2.23	2.35		
		12-20	2.03	2.14		
		> 20	2.02	2.13		
Mako shark/Taupe bleue Marrajo dientuso <i>Isurus oxyrinchus</i>		< 10 kg/pc	4.45	4.68 +		
		10-30	6.55	6.89 +		
		30-50	6.55	6.89 +		
		50-100	4.50	4.74 +		
		> 100	3.65	3.84 +		
Black marlin/Makaire noir/ Marlin negro <i>Makaira nigricans</i>	H&G, skin-on	< 80 kg/pc	4.45	4.68 =		
		> 80	4.20	4.42 -		
Blue marlin/Makaire bleu/ Marlin azul <i>Makaira indica</i>		< 80 kg/pc	4.45	4.68 =		
		> 80	4.20	4.42 -		
Thornback ray/ Raie bouclée Raya de clavos <i>Raja clavata</i>	Fresh, wings	300-500 g/pc	6.22	6.55 -	Italy CPT	Imported
		400-600	5.00	5.26		
		500-800	7.26	7.64		
	Wings, skin-less	200-300 g/pc	5.20	5.47 ^	Spain CIF	Netherlands (Kingdom of)
300-600		5.50	5.79 ^			
> 600		5.90	6.21 ^			
Crimson jobfish/ Colas fil/Panchito hebra <i>Pristipomoides filamentosus</i>	Whole, gutted	2-3 pc/kg	3.33	3.50 +	France/ Italy CIF	Yemen
		3-5	3.33	3.50 +		
		5-10	3.33	3.50 +		
SEABASS/SEABREAM/ MEAGRE						October 2023
Seabass/Bar, Loup/Lubina <i>Dicentrarchus labrax</i>	Fresh - whole farmed	200-300 g/pc	4.20	4.42 -	Greece FOB	Greece
		300-450	5.00	5.26 -		
		450-600	5.40	5.68 +		
		600-800	7.60	8.00 =		
		800-1000	9.10	9.58 =		
		> 1000	10.00	10.53 =		
		200-300 g/pc	4.50	4.74 -	Italy CIF	
		300-450	5.30	5.58 -		
		450-600	5.70	6.00 +		
		600-800	7.90	8.32 =		
		800-1000	9.40	9.89 =		
		> 1000	10.30	10.84 =		
		200-300 g/pc	4.57	4.81 -	France CIF	
		300-450	5.37	5.65 -		
		450-600	5.77	6.07 +		
		600-800	7.97	8.39 =		
		800-1000	9.47	9.97 =		
		> 1000	10.37	10.92 =		
		200-300 g/pc	4.56	4.80 -	Spain CIF	
		300-450	5.36	5.64 -		
		450-600	5.76	6.06 +		
		600-800	7.96	8.38 =		
		800-1000	9.46	9.96 =		
		> 1000	10.36	10.91 =		
		200-300 g/pc	4.60	4.84 -	Germany CIF	
		300-450	5.40	5.68 -		
		450-600	5.80	6.11 +		
		600-800	8.00	8.42 =		
800-1000	9.50	10.00 =				
> 1000	10.40	10.95 =				
200-300 g/pc	4.57	4.81 -	Portugal CIF			
300-450	5.37	5.65 -				
450-600	5.77	6.07 +				
600-800	7.97	8.39 =				
800-1000	9.47	9.97 =				
> 1000	10.37	10.92 =				



Fish Species Trade Name	Product Form	Grading	Price per kg			Reference & Area	Origin
			As stated	EUR	USD		
SEABASS/SEABREAM/ MEAGRE (cont.)							October 2023
Seabass/Bar, Loup/Lubina <i>Dicentrarchus labrax</i>	Fresh - whole farmed	200-300 g/pc	4.84	5.09	-	UK CIF	
		300-450	5.64	5.94	-		
		450-600	6.04	6.36	+		
		600-800	8.24	8.67	=		
		800-1000	9.74	10.25	=		
		> 1000	10.64	11.20	=		
	H&G, gutted, 20% glazing	200-300	5.95	6.26	^	Spain CIF	Türkiye
		300-400	6.25	6.58	^		
		400-500	6.75	7.11	^		
	Fresh - whole - wild, from trawling	800-1000 g/pc	13.50	14.21	-	France wholesale	France
		1000-2000	14.50	15.26	-		
		2000-3000	16.50	17.37	-		
	Fresh - whole - wild, from line fishing	1000-2000 g/pc	19.00	20.00	-		
		2000-3000	21.00	22.11	-		
		> 3000	23.00	24.21	-		
	Fresh - whole - farmed	400-600 g/pc	9.80	10.32	=		
		600-800	10.20	10.74	=		
		800-1000	11.50	12.11	=		
		300-400 g/pc	6.30	6.63			
	Fresh, wild	400-600	6.90	7.26		Italy CPT	Croazia
		600-800	8.00	8.42			
		Large	11.10	11.68	=		
	Fresh, wild, line caught	Medium	10.10	10.63	=		Italy (Orbetello)
Small		7.80	8.21				
500-1000 g/pc		13.73	14.45				
Fresh, wild	1000-2000	14.00	14.74			Morocco	
	> 2000	15.50	16.32				
	500-1000 g/pc	19.20	20.21				
Fresh, wild, line caught	1000-2000	28.12	29.60				
	2000-3000	30.45	32.05				
	500-1000 g/pc	15.00	15.79				
Fresh, wild	1000-2000	15.00	15.79		Spain CIF	Denmark	
	2000-3000	20.80	21.89				
	3000-4000	23.00	24.21				
Fillets, skin-on, 20% glazing	80-120 g/pc	8.65	9.11			Türkiye	
	120-160	9.00	9.47				
	Fresh, wild	20.00	21.05	+			
Fresh, farmed		5.50	5.79	+	wholesale	Europe	
Fresh, farmed	200-300 g/pc	2.98	3.14	-	Italy CIF	Greece	
	300-450	5.41	5.69	-			
	450-600	5.89	6.20	-			
	600-800	7.35	7.74	-			
	800-1000	10.43	10.98	+			
Fresh, fillets	70-100 g/pc	9.58	10.08	-	CPT		
	100-140	9.61	10.12	-			
	140-180	9.80	10.32	-			
Gilthead seabream/ Dorada royale/Dorada <i>Sparus aurata</i>	farmed	200-300 g/pc	4.20	4.42	-	Greece FOB	
		300-450	4.50	4.74	-		
		450-600	4.50	4.74	-		
		600-800	6.00	6.32	=		
		800-1000	8.50	8.95	+		
		> 1000	10.00	10.53	+		
	farmed	200-300 g/pc	4.50	4.62	-	Italy CIF	
		300-450	4.80	4.94	-		
		450-600	4.80	5.05	-		
		600-800	6.30	6.63	=		
		800-1000	8.80	9.26	+		
		> 1000	10.30	10.84	+		
	farmed	200-300 g/pc	4.57	4.81	-	France CIF	
		300-450	4.87	5.13	-		
		450-600	4.87	5.13	-		
		600-800	6.37	6.71	=		
		800-1000	8.87	9.34	+		
		> 1000	10.37	10.92	+		
farmed	200-300 g/pc	4.56	4.80	-	Spain CIF		
	300-450	4.86	5.12	-			
	450-600	4.86	5.12	-			
	600-800	6.36	6.69	=			
	800-1000	8.86	9.33	+			
	> 1000	10.36	10.91	+			



Fish Species Trade Name	Product Form	Grading	Price per kg			Reference & Area	Origin	
			As stated	EUR	USD			
SEABASS/SEABREAM/ MEAGRE (cont.)							October 2023	
Gilthead seabream/ Dorade royale/Dorada <i>Sparus aurata</i>	Fresh - whole farmed	200-300 g/pc	4.60	4.84	-	Germany CIF		
		300-450	4.90	5.16	-			
		450-600	4.90	5.16	-			
		600-800	6.40	6.74	=			
		800-1000	8.90	9.37	+			
		> 1000	10.40	10.95	+			
		200-300 g/pc	200-300 g/pc	4.57	4.81	-	Portugal CIF	Greece
			300-450	4.87	5.13	-		
			450-600	4.87	5.13	-		
			600-800	6.37	6.71	=		
			800-1000	8.87	9.34	+		
		> 1000	10.37	10.92	+			
		200-300 g/pc	200-300 g/pc	4.84	5.09	-	UK CIF	
			300-450	5.14	5.41	-		
			450-600	5.14	5.41	-		
			600-800	6.64	6.99	=		
			800-1000	9.14	9.62	+		
		> 1000	10.64	11.20	+			
		Fresh - wild	500-1000 g/pc	24.40	25.68	-	Spain CIF	France
			1000-2000	19.80	20.84	-		
			3000-4000	16.40	17.26	-		
			80-120 g/pc	8.55	9.00	-		Türkiye
		Fillets, skin-on, 20% glazing	120-160	8.35	8.79	-	wholesale	Europe
		Fresh, wild		16.00	19.28	-		
		Fresh, farmed		4.40	5.30	-		
		Fresh, wild	500-800 g/pc	19.00	20.00	=	France wholesale	France
	800-1000		21.00	22.11	=	EU		
	> 1000		27.00	28.42	=	France		
	Fresh - farmed	300-400 g/pc	9.00	9.47	=	Italy CIF	Greece	
		400-600	10.50	11.05	=			
		600-800	11.50	12.11	=			
		800-1000	12.50	13.16	=			
		300-400 g/pc	5.02	5.28	-			
	Fresh, fillets	200-300 g/pc	3.22	3.39	-	CPT		
		300-400	3.56	3.75	-			
		400-600	3.69	3.88	-			
		600-800	4.78	5.03	+			
		800-1000	5.71	6.01	-			
	Fresh, wild	1000-1500	6.91	7.27	-		Morocco	
		70-100 g/pc	8.30	8.74	-			
		100-140	8.40	8.84	-			
	Fresh - farmed	140-180	8.41	8.85	-		Italy (Orbetello)	
		800-1000	17.40	18.32	-			
		1000-2000	18.43	19.40	-			
	Fresh - farmed	2000-3000	17.37	18.28	-		Croazia	
		> 3000	27.00	28.42	-			
		Large	11.40	12.00	=			
	Fresh	Medium	10.20	10.74	=		Senegal	
		Small	7.80	8.21	-			
		300-400 g/pc	6.10	6.42	-			
		400-600 g/pc	6.60	6.95	-			
	White seabream/Sar/Sargo <i>Diplodus sargus</i>	600-800	7.70	8.11	-		Spain	
		Fresh	8.40	8.84	+			
		300-500 g/pc	6.42	6.76	+			
		500-700	9.42	9.92	-			
		700-1000	13.05	13.74	-			
	Meagre/Maigre commun/Corvina <i>Argyrosomus regius</i>	1000-2000	10.94	11.52	-		Greece	
		Fresh - Whole	500-1000 g/pc	4.05	4.26			-
		Fresh- whole, wild	1000-2000	4.38	4.61			-
			> 2000	4.42	4.65			+
			0.5-1 kg/pc	7.84	8.25			-
			1-2	11.93	12.56			-
			2-4	13.33	14.03			-
			3-5	12.15	12.79			-
			5-10	12.05	12.68			-
			10-15	11.98	12.61			-
	15-20		11.90	12.53	-			
	20-30	12.28	12.93	-				
	Fresh, cultured		13.00	13.68	+	Spain wholesale	Mediterraneo	
		> 1000 g/pc	7.20	7.58	-			
			15.00	15.79	+	France wholesale	France	



The European Fish Price Report is a monthly GLOBEFISH publication. This issue was prepared by Helga Josupeit, Rodrigo Misa, William Griffin and Maria Catalano.

PRICE REFERENCE (INCOTERMS 2010)

CFR	Cost and Freight
CIF	Cost, Insurance and Freight
CIP	Carriage and Insurance Paid To
CPT	Carriage Paid To
DAT	Delivered at Terminal
DAP	Delivered at Place
DDP	Delivered Duty Paid
EXW	Ex Works
FCA	Free Carrier
FAS	Free Alongside Ship
FOB	Free on Board

PRODUCT FORM

C&P	Cooked and Peeled
FAS	Frozen at Sea
H&G	Headed and Gutted
HOG	Head on Gutted (salmon)
IQF	Individually Quick Frozen
IWP	Individually Wrapped Pack
PBI	Pinbone In
PBO	Pinbone Off
PD	Peeled and Deveined
PTO	Peeled Tail On
PUD	Peeled, Undeveined

CURRENCY RATES

		US\$	EUR
Canada	CAD	1.38	1.42
Norway	NOK	11.18	11.82
USA	USD		1.06
EU	EUR	0.95	
Denmark	DKK	7.06	7.46
Russia	RUR	94.00	99.45
Poland	PLN	4.24	4.48
UK	GBP	0.82	0.87

Exchange Rates 25.10.2023

Acronyms

FAD	Fish aggregating device
HORECA	Hotels, Restaurants, Catering
ICCAT	International Commission for the Conservation of Atlantic Tunas
IATTC	Inter American Tropical Tuna Commission

SYMBOLS

- + Price increased in original currency since last report
- Price decreased in original currency since last report
- = Updated but unchanged price
- ^ New insertion
- Not updated since last issue

**GLOBEFISH Market Reports are available from the GLOBEFISH web site:
www.fao.org/in-action/globefish**



Food and Agriculture
Organization of the
United Nations

EUROPEAN PRICE REPORT

GLOBEFISH


Trade and Market Team (NFIMT)
Fisheries and Aquaculture Division
Food and Agriculture Organization of the United Nations
Viale delle Terme di Caracalla
00153 Rome, Italy

globefish@fao.org

www.globefish.org



#FAOfish



GLOBEFISH
