



Food and Agriculture  
Organization of the  
United Nations

# SAFETY OF ONE, SAFETY FOR ALL!



Things to help your pigs avoid **African swine fever** infection



## Keep my space clean

It is important to remove all organic matter prior to disinfection.


Remove dirt and grime.  
Scrub using detergent and water.



## Disinfect frequently

African swine fever virus can remain for long periods in blood, faeces, secretions and animal tissue.


Regularly clean and disinfect farm premises and all equipment.



## Give me space

Densely populated herds can increase the risk of animal disease transmission.

Avoid overcrowding in pens.



## Segregate

Limit the frequency of introduction of new pigs into the existing herd.

New arrivals should be isolated in a different pen or area.



## Keep others out


Prohibit visitors and unauthorized personnel into the pens.

Visitors can spread the virus through contaminated shoes and clothings.



## Restrict movements

Movement of potentially infected pigs and contaminated products from infected zones can spread animal diseases.



## No swill for me

Swill could be contaminated with virus.

If you use swill, cook it thoroughly with frequent stirring.



## Be in the know

Stay well-informed to protect your animals.

Be on alert and know the status of diseases in your area.



## Report unusual events

If you observe anything unusual in your animals, report to veterinary authorities.

The earlier you report, the more you can save.

# STOP AFRICAN SWINE FEVER NOW!

Funded by



Some rights reserved. This work is available under a CC BY-NC-SA 3.0 IGO licence