



# REALIZING 'TANZANIA VISION 2025' THROUGH LIVESTOCK

EVIDENCE FROM THE 2012/13 NATIONAL PANEL SURVEY




**POLICIES AND INVESTMENTS IN LIVESTOCK ARE ESSENTIAL FOR "ACHIEVING A HIGH QUALITY LIVELIHOOD FOR PEOPLE ... AND DEVELOPING A STRONG AND COMPETITIVE ECONOMY"**

**"from low productivity ... to high productivity in agricultural production which generates high incomes and ensures food security and food self-sufficiency"**

www.mipango.go.tz

**THE MAJORITY OF HOUSEHOLDS DEPEND ON LIVESTOCK FOR THEIR LIVELIHOODS**



Animal products contribute

**14%**

to their income:

**15%**

in rural areas

**8%**

in urban areas

**LIVESTOCK FARMERS ARE MOSTLY RURAL MANY ARE POOR**

**86%**

of livestock farmers live in rural areas, i.e. about

**3.9**

million families or 23 million people

**23%**

of rural livestock farmers are poor

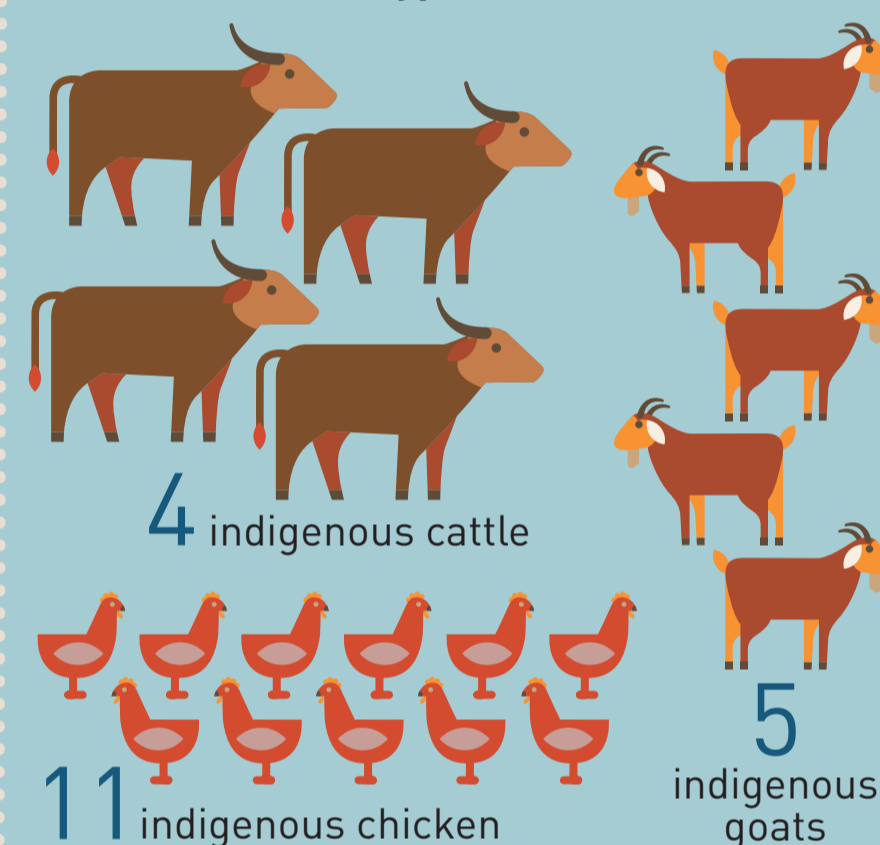
**95%**

of poor livestock farmers live in rural areas



**RURAL LIVESTOCK FARMERS HAVE FEW ANIMALS**

The 'typical' herd:



**RURAL LIVESTOCK FARMERS USE BASIC HUSBANDRY PRACTICES AND MAKE LITTLE USE OF EXTENSION SERVICES**

**26%** adopt mating or breeding strategies


**38%** vaccinate their animals

**35%** treat their animals against internal parasites

**36%** use preventive measures against external parasites

**50%** adopt some feeding strategy

**only 20%** utilize extension services



**POLICIES AND INVESTMENTS THAT IMPROVE UTILIZATION OF LIVESTOCK EXTENSION SERVICES ENHANCE HOUSEHOLD LIVELIHOODS...**

	Rural livestock farmers that UTILIZE livestock extension services	Rural livestock farmers that DO NOT UTILIZE livestock extension services
Net annual income per live animal	17 USD	12 USD
Net annual income per herd	430 USD	138 USD
Poverty rate	17%	24%

**...AND CONTRIBUTE TO TANZANIA VISION 2025 ... TO "HIGH QUALITY LIVELIHOODS FOR PEOPLE"**

If all livestock farmers utilized extension services\*:

- the total aggregate household income would increase by over USD 286 million per year, with a corresponding reduction in poverty levels;
- the value added of livestock would increase by almost 190 percent

HOUSEHOLD INCOME USD **+286** million



\* Estimates based on linear extrapolations assuming a net annual income per live animal of USD 17 for all livestock farmers – 2012 prices



In collaboration with:



Food and Agriculture Organization of the United Nations



Contacts: ps@mifugouvuvu.go.tz dg@nbs.go.tz