



Food and Agriculture Organization  
of the United Nations



# FAO in South Sudan

Emergency Livelihood Response Programme  
September 2016 to December 2017

---

# FAO in South Sudan

Emergency livelihood response programme  
September 2016 to December 2017

---

Photo cover: beneficiary of a FAO/UNHCR seed distribution activity in South Sudan ©Alberto Gonzalez Farran FAO/UNHCR.

The designations employed and the presentation of material in this information product do not imply the expression of any opinion whatsoever on the part of the Food and Agriculture Organization of the United Nations (FAO) concerning the legal or development status of any country, territory, city or area or of its authorities, or concerning the delimitation of its frontiers or boundaries. The mention of specific companies or products of manufacturers, whether or not these have been patented, does not imply that these have been endorsed or recommended by FAO in preference to others of a similar nature that are not mentioned.

The views expressed in this information product are those of the author(s) and do not necessarily reflect the views or policies of FAO.

©FAO, 2016

The designations employed and the presentation of material in the map(s) do not imply the expression of any opinion whatsoever on the part of FAO concerning the legal or constitutional status of any country, territory or sea area, or concerning the delimitation of frontiers.

FAO encourages the use, reproduction and dissemination of material in this information product. Except where otherwise indicated, material may be copied, downloaded and printed for private study, research and teaching purposes, or for use in non-commercial products or services, provided that appropriate acknowledgement of FAO as the source and copyright holder is given and that FAO's endorsement of users' views, products or services is not implied in any way.

All requests for translation and adaptation rights, and for resale and other commercial use rights should be made via [www.fao.org/contact-us/licence-request](http://www.fao.org/contact-us/licence-request) or addressed to [copyright@fao.org](mailto:copyright@fao.org).

FAO information products are available on the FAO website ([www.fao.org/publications](http://www.fao.org/publications)) and can be purchased through [publications-sales@fao.org](mailto:publications-sales@fao.org).

## Table of Contents

|                                                                                                                        |           |
|------------------------------------------------------------------------------------------------------------------------|-----------|
| <b>Geography of South Sudan .....</b>                                                                                  | <b>iv</b> |
| <b>Abbreviations and acronyms.....</b>                                                                                 | <b>v</b>  |
| <b>Context .....</b>                                                                                                   | <b>1</b>  |
| <b>Overview .....</b>                                                                                                  | <b>2</b>  |
| Dry season campaign .....                                                                                              | 2         |
| Support for the main planting season 2017 .....                                                                        | 2         |
| Information, analysis and coordination .....                                                                           | 3         |
| Approaches.....                                                                                                        | 3         |
| <b>Implementation arrangements .....</b>                                                                               | <b>4</b>  |
| Implementing partners .....                                                                                            | 4         |
| Logistics.....                                                                                                         | 5         |
| <b>Results framework.....</b>                                                                                          | <b>6</b>  |
| Output 1: Emergency livelihood support provided to food insecure and displaced households                              | 7         |
| Output 2: Increased seed production to improve availability of livelihood inputs in areas where security allows.....   | 8         |
| Output 3: Food security information, analysis and coordination mechanisms used for evidence-based decision-making..... | 9         |
| <b>Dry season campaign .....</b>                                                                                       | <b>10</b> |
| Logistical aspects.....                                                                                                | 10        |
| 2016 Dry season planning figures .....                                                                                 | 11        |
| <b>Support for the main planting season 2017 .....</b>                                                                 | <b>12</b> |
| 2017 Planning figures.....                                                                                             | 12        |
| Greater Equatoria .....                                                                                                | 13        |
| Greater Upper Nile .....                                                                                               | 14        |
| Greater Bahr el-Ghazal .....                                                                                           | 14        |
| <b>Estimated resource requirements.....</b>                                                                            | <b>16</b> |

## Geography of South Sudan

**Figure 1: Regions of South Sudan**



**Figure 2: Subregions of South Sudan**



## Abbreviations and acronyms

|        |                                                              |
|--------|--------------------------------------------------------------|
| AFIS   | Agriculture and Food Information System for Decision Support |
| CfP    | Call for proposals                                           |
| ELRP   | Emergency Livelihood Response Programme                      |
| FAO    | Food and Agriculture Organization of the United Nations      |
| FSL    | Food Security and Livelihoods (Cluster)                      |
| IDP    | Internally displaced person                                  |
| IPC    | Integrated Food Security Phase Classification                |
| IRNA   | Interagency Rapid Needs Assessment                           |
| IRRM   | Integrated Rapid Response Mechanism                          |
| LoA    | Letter of Agreement                                          |
| NGO    | Non-governmental Organization                                |
| PoC    | Protection of civilians (camp)                               |
| SSA    | Seed security assessment                                     |
| UN     | United Nations                                               |
| UNICEF | United Nations Children's Fund                               |
| WFP    | World Food Programme                                         |

## Context

As the Food and Agriculture Organization of the United Nations (FAO) prepares for the fourth iteration of its Emergency Livelihood Response Plan (ELRP), humanitarian needs in South Sudan are at the highest levels seen in recent years.

The outbreak of conflict between Government and Opposition forces in July 2016 brought implementation of the peace agreement to a standstill, exacerbated the financial crisis and compounded already alarming levels of food insecurity. Many humanitarian staff members were forced to evacuate the country, a factor that continues to limit the operational capacity of United Nations (UN) agencies and Non-governmental Organizations (NGOs). The humanitarian pipeline suffered from widespread looting of potentially lifesaving goods, including the near-total looting of FAO and World Food Programme (WFP) warehouses in Juba. Ongoing fighting poses a logistical challenge to the delivery of aid.

The challenging operating context coincides with the peak of the lean season, a time when most households have depleted their food stocks; food prices are at their highest; rains disrupt humanitarian access and commodity flows into markets; and it is too early to reap the benefits of the rainy season. As a stable political solution has yet to be reached, the operating context will remain volatile for the foreseeable future.

The Greater Equatoria Region has been severely affected by physical insecurity, prolonged dry spells and the economic crisis. These factors led to a general failure of the second planting season in 2016. A marked deterioration of food security is anticipated for the remainder of 2016 and 2017.

Greater Bahr el-Ghazal faces record levels of food insecurity as a result of intercommunal conflict, the financial crisis and market disruptions. Particularly affected has been Northern Bahr el-Ghazal, where the population in Integrated Food Security Phase Classification (IPC) “Crisis” and “Emergency” phases prior to the July conflict was already 40 percent higher than the same period in 2015<sup>1</sup>, and the UN Children’s Fund (UNICEF) has recently reported Global Acute Malnutrition upwards of 33 percent<sup>2</sup>.

In Greater Upper Nile, fighting has resumed in southern areas of Unity at levels similar to 2015, disrupting not only livelihoods but also humanitarian access. Jonglei and Upper Nile are faring comparatively well as a result of the campaigns of previous years. That support must be continued into 2017 for lasting results, particularly as internally displaced persons (IDPs) and residents of protection of civilians camps (PoCs) have cautiously started to return to their areas of origin or resettled in new areas.

All available indicators point to an unprecedented deterioration of the food security situation across South Sudan in 2017. The risk of famine is real for thousands of people.

---

<sup>1</sup> IPC. 2016. April 2016 update: Communication summary. (available at [http://www.ipcinfo.org/fileadmin/user\\_upload/ipcinfo/docs/IPC\\_Alert\\_5\\_SouthSudan\\_Crisis\\_June2016.pdf](http://www.ipcinfo.org/fileadmin/user_upload/ipcinfo/docs/IPC_Alert_5_SouthSudan_Crisis_June2016.pdf)).

<sup>2</sup> UNICEF. 2016. UNICEF South Sudan situation report: 28 July 2016. (available at <http://reliefweb.int/sites/reliefweb.int/files/resources/UNICEF%20South%20Sudan%20Humanitarian%20SitRep%20%2390%20-%2028%20July%202016.pdf>).

## Overview

The ELRP will be implemented in two phases over the course of a year: campaigns for the dry and main planting seasons. Running for the remainder of 2016 through the first quarter of 2017, the dry season campaign will support highly vulnerable populations in South Sudan during the most challenging part of the year. Beginning in 2017, FAO will undertake support for the main planting season with the provision of supplies and training to help beneficiaries maximize their harvest.

### Dry season campaign

The dry season campaign aims to provide emergency livelihood support to the most vulnerable populations. Based on the findings of Interagency Rapid Needs Assessments (IRNAs), FAO will provide vegetable and fishing kits to IDPs, returnees and host communities. Ongoing fighting, particularly in southern Unity, may require distribution via helicopter – a strategy that FAO successfully applied in 2015 to deliver lifesaving support under similar conditions. Capacity development trainings on post-harvest processing, preservation and proper preparation of vegetables and fish will accompany distributions to help reduce the hunger gap.

The dry season is also when livestock herds are most accessible. FAO will undertake a wide-reaching animal vaccination and treatment campaign targeting vulnerable pastoral and agropastoral households. The diseases targeted include anthrax, black quarter, haemorrhagic septicaemia, contagious bovine pleuropneumonia, *peste des petits ruminants* and sheep and goat pox. Overall, approximately 5 575 000 animals will be vaccinated and 1 281 000 treated during the dry season.

### Support for the main planting season 2017

FAO will provide support for the main planting season through the distribution of more than 545 000 livelihood crop, vegetable and fishing kits to IDPs, returnees and host communities who fall into IPC “Crisis”, “Emergency” and “Catastrophe” phases and are engaged in farming activities. Provision of livelihood kits will be complemented by thorough capacity development programmes centred on post-harvest processing, preservation and utilization.

Altogether, FAO will increase the number of kits distributed by approximately 26 percent in 2017 compared with 2016. The bulk of operations will continue to be in Greater Upper Nile, which is expected to receive a full 51 percent of total distributions. In Greater Bahr el-Ghazal and Greater Equatoria, FAO will scale up its emergency operations to respond to escalating food insecurity and displacements caused by the recent fighting. The ELRP will pay particular attention to urban settings, such as Aweil, Wau and Juba, which have been uniquely affected by fighting and insecurity.

FAO will continue to implement livestock vaccination and treatment campaigns throughout 2017 where access allows. Additional support will be provided to agropastoral and pastoral households through capacity development trainings focusing on maximizing livestock production. Topics will include fodder production and storage, milk production and handling, and hygienic slaughter practices, and will be accompanied by the distribution of relevant inputs.

**Figure 3: 2016–17 ELRP targets**





## Information, analysis and coordination

FAO is a technical agency and will continue to provide the various stakeholders with information, data and sound and relevant analysis to support programming decisions, if the necessary financial resources are available. FAO's Agriculture and Food Information System for Decision Support (AFIS) plays a central role in IPC reporting, as well as capacity development work on information collection and analysis. Further, FAO continues to build on its information management system, which provides detailed and real-time tracking of ELRP implementation.

## Approaches

FAO will build on the experience gained over the past years and the recommendations made by the FAO Evaluation Office in its report made in July 2016. The 2017 ELRP will be based on the following approaches:

### → *Seed security assessments (SSAs)*

Any type of seed intervention will be preceded by the implementation of SSAs. This approach was piloted in 2016 and will be expanded country-wide in 2017 to inform on beneficiary needs and best-suited delivery mechanisms.

### → *Seed fairs*

The distribution of crop seeds through seed fairs was implemented in Greater Equatoria and Greater Bahr el-Ghazal in 2016 wherever the methodology was possible. Seed fairs require significantly less logistical effort and benefit the local economy and local seed production. In 2017, this method will be further expanded where SSAs identify the proper conditions.

### → *Urban response*

The economic crisis has particularly affected urban populations, which are more dependent on markets and wages for their livelihoods. FAO will specifically target these communities through urban gardening initiatives and trainings on fishing and vegetable processing.

### → *Community-based participatory training*

The ELRP will carry out a strong capacity development programme for beneficiaries, focusing on production aspects and post-harvest processing for the conservation of harvest and preservation of its nutritive value. This is particularly important for returnee households who will be without crop harvests until late 2017, such as those in Jonglei and Upper Nile.

### → *Cost recovery*

FAO and its implementing partners have almost exclusively donated animal health services to beneficiaries. In 2017, FAO will study options for making the delivery of these services more sustainable and, in future years, will pilot their partial or full privatization. The study results and implementation plan will be presented to and coordinated with the Livestock Working Group.

### → *Partner network*

Similarly to previous years, the 2017 ELRP will rely on a wide partner network covering all intervention areas. The partners will be selected through a competitive process that evaluates partner capacity, geographic presence, previous experience and value for money.

### → *FAO implementing partner capacity development*

FAO's implementing partners will be trained on a broad range of topics related to ELRP programming. Particular attention will be given to enabling beneficiaries to maximize agricultural production, as well as post-harvest processing.

### → *Beneficiary management*

In past years, beneficiary management has been left to implementing partners. In 2017, FAO will pilot a biometric beneficiary management system to facilitate spatiotemporal tracking, monitor changes in livelihoods, integrate with new technologies such as e-vouchers and allow for improved interagency information sharing.

## Implementation arrangements

The pipeline of livelihood inputs – i.e. crop and vegetable seeds, agricultural tools, fishing equipment, veterinary drugs and vaccines and animal health equipment – will be established by FAO, while frontline services will be carried out by FAO's implementing partners and, in select cases where no reliable partner organizations are present, occasional direct implementation. This approach is justified considering the vast intervention area, the general presence of partners with adequate technical and operational capacity in the field and the successes of past ELRP campaigns. FAO retains the responsibility of establishing the pipeline so that minimum quality standards and technical appropriateness are guaranteed.

Livelihood inputs have a long delivery time and the procurement process needs to start in September 2016 in order to conduct distributions to the final beneficiaries on time. Timely procurement is particularly important in preparing for 2017 as nearly all buffer supplies have been looted from the Juba warehouse – among some USD 3 million in losses – and will need to be replaced. As such, FAO will expedite shipments from international suppliers.

As a result of insecurity and lootings, FAO is setting up an additional warehouse in Tororo, Uganda. Incoming supplies will be initially received and stored in both the new warehouse and the central warehouse in Juba depending on the results of ongoing risk assessments.




Implementing partners will collect pipeline inputs at various locations depending on the capacity of the partner and any situational or logistical constraints. FAO will deliver inputs to the central warehouse in Juba, as far as the strategic field hubs across Upper Nile or even the final distribution sites.

Distribution of inputs will be done either through direct distribution or through the use of vouchers where conditions, such as the existence of markets, security and the availability of inputs, allow. For most of the inputs, direct distribution will be the only possible means, while for crop seeds both modalities can be used depending on the situation on the ground. The choice of modality will be determined based on the outcomes of SSAs carried out in November 2016.

Livelihood kits are designed to provide maximum nutritional value, minimize time to harvest and be easily portable. Minimum kit composition is detailed in **Table 1**, however customizations – such as additional tools or seed varieties – are made based on agro-ecological zones, varietal preferences and local agricultural knowledge.

The distribution of crop, vegetable and fishing kits will be carried out prior to the start of the planting season, which falls in March in the Greater Equatoria Region and in May–June in the rest of the country.

**Table 1: Livelihood kit composition**

|                                                                                     |                       |                                                                                                                                                                                                                                                                             |
|-------------------------------------------------------------------------------------|-----------------------|-----------------------------------------------------------------------------------------------------------------------------------------------------------------------------------------------------------------------------------------------------------------------------|
|  | <b>Crop kits</b>      | Kits contain at minimum two of the following: sorghum (3 kg), maize (5 kg) and cowpea (2 kg) seed.<br>At least two of the following tools: <i>maloda</i> , rake, hoe, sickle or bucket                                                                                      |
|  | <b>Vegetable kits</b> | Kits contain at most five of the following: 20 g sachets of amaranth, cabbage, carrot, collards, eggplant, onion and tomato; 30 g sachets of watermelon; and 50 g sachets of okra seed.<br>At least two of the following tools: <i>maloda</i> , rake, hoe, sickle or bucket |
|  | <b>Fishing kits</b>   | Kits contain one box of 100 hooks as well as one monofilament and/or two spools of twine. Kits may also include a lead sinker, swivel, bucket and/or flashlight.                                                                                                            |

## Implementing partners

FAO works with partners that have adequate operational and technical capacities on the ground. Over the past years, FAO has established and expanded partner networks to cover each subregion, county and *payam* of South Sudan.

Every year, FAO registers potential partners in its database through the Food Security and Livelihoods (FSL) Cluster. Once the registration is completed, calls for proposals (CfPs) are issued, and registered partners are invited to submit their proposals, which are then technically and financially screened. Once the first shortlist of partners is compiled, potential partners are further screened based on past experiences with FAO. Financial audits of partners are also carried out on an annual basis. Once the final list of partners is confirmed, Letters of Agreement (LoAs) will be finalized and signed by the parties and operations started.

For the 2017 planting season, CfPs will be issued in September 2016, proposals reviewed and screened by the end of November 2016 and LoAs finalized and signed by the end of January 2017. For the 2016 dry season campaign, partners will be engaged based on the results of the CfP issued for 2016.

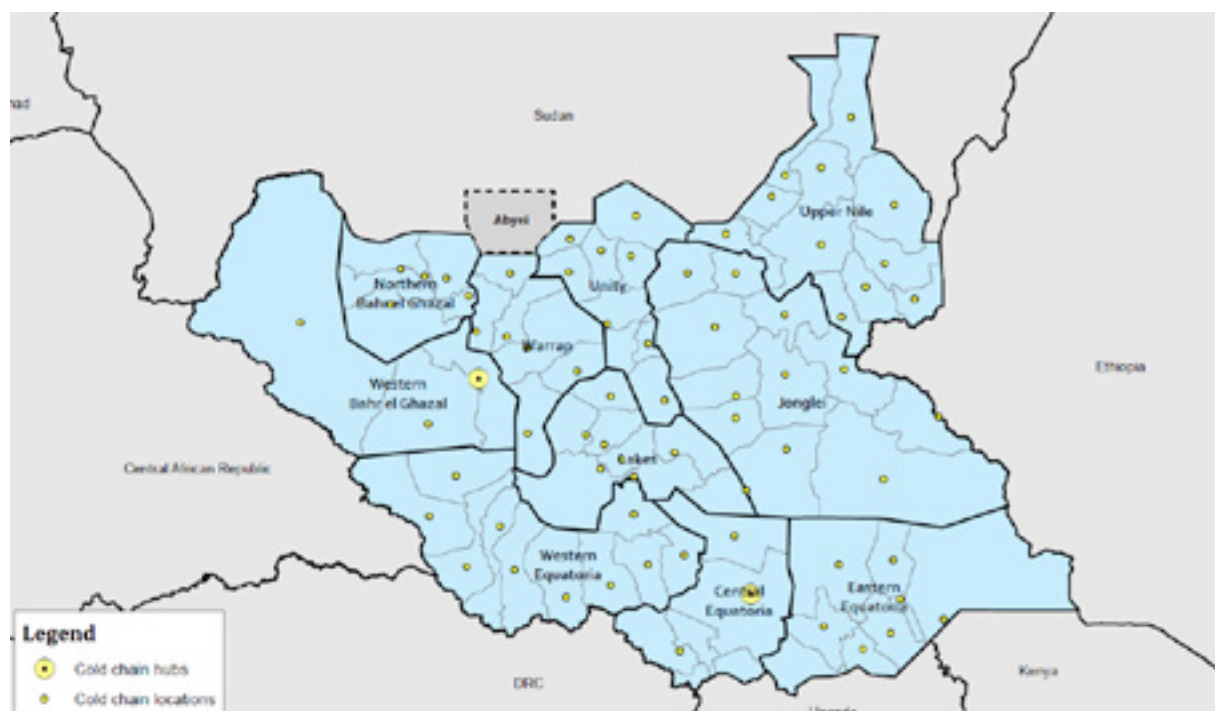
## Logistics

The logistics of the emergency response programme is based on the main warehouses in Juba and Tororo, Uganda and a network of field warehouses in Bor, Rumbek, Torit and Wau. For the interim, the warehouse in Tororo will likely be the main storage point, with goods for immediate release or distribution stored in Juba. The field warehouses will store livelihood items for further release to partners operating in the respective region.

In 2016, all counties were reached by road except those in Upper Nile and Pochalla and Akobo counties in Jonglei, which were served by air. Increased insecurity will likely prevent extensive use of road transportation in the coming year. FAO is planning to rely heavily on air transport, both rotary wing for rapid response operations and fixed wing for the pre-positioning of main season supplies. Therefore, the cost of the distribution of livelihood kits is expected to increase dramatically compared with 2016.

For livestock vaccination and treatment, FAO delivered and installed more than 100 fridges and freezers across the country and rehabilitated the main cold chain facility in Juba in 2016. A portion of this equipment was looted during the July conflict, which will need to be replaced under the upcoming ELRP, and the final installation of another portion was delayed by the fighting. A survey of the cold chain status following the violence in July is ongoing. Nonetheless, the extended cold chain network will allow for more rapid and efficient livestock vaccination and treatment.

**Figure 4: Cold chain infrastructure**



Source: FAO South Sudan, 2016

## Results framework

The intended impact of the ELRP remains the same as in 2015–2016, namely:

*Contribute to the protection of vulnerable households against hunger, malnutrition and destitution.*

The outcome statement of the ELRP has been slightly modified in order to include the vulnerable urban population as follows:

*Livelihoods of vulnerable urban and rural populations protected and their food security enhanced.*

In order to achieve this outcome, the ELRP will continue to be based on three main outputs as indicated in **Figure 5**.

Compared with the ELRP 2015–2016, Outputs 1 and 3 remain the same in their statements. In the ELRP 2015–2016, Output 2 referred to “less directly affected areas” in South Sudan. This differentiation has become less relevant as food insecurity is affecting all subregions of South Sudan with similar intensity regardless of the level of conflict. However, there are areas that appear to be less volatile and where local seed production can be supported. Output 2 has therefore been amended accordingly.

**Figure 5: ELRP framework**



## Output 1: Emergency livelihood support provided to food insecure and displaced households

Under this output, the most vulnerable farming households and herders will receive livelihood support through the provision of a combination of crop, vegetable and fishing kits, livestock vaccinations and treatments, and nutrition vouchers that can be exchanged at local markets. The beneficiary households will receive livelihood kits depending on their status (host communities, IDPs, livelihood groups, etc.) and the season. Particular attention will be given to urban populations, who face unique challenges and have been especially affected by the financial crisis.

In the dry season, which starts in October–November, households facing food insecurity will receive livelihood support in the form of vegetable and fishing kits. The need for livelihood support will be assessed through rapid need assessments.

During the main planting season, beneficiary households will receive livelihood inputs to allow them to plant crops and vegetables, fish and improve the health of their herds. The aim of this intervention is to increase the availability of food through agricultural production and improved livestock health.

SSAs will be carried out in order to inform on the most suitable method for seed and tool distribution. As demonstrated during the main planting season in 2016, seed fairs are the preferred method of distribution as farmers can choose their preferred seed variety, local seed producers and traders generate business and less logistical effort is required on behalf of FAO and its implementing partners. In the areas where seed fairs are not possible because of insecurity or market disruptions, direct seed distribution will be carried out.

In the green belt of Greater Equatoria Region, support will also be provided during the second planting season, which starts in August–September.

**Table 2: Livelihood kit distribution plan**

|                               | Crop kits | Vegetable kits | Fishing kits | Start  | End    |
|-------------------------------|-----------|----------------|--------------|--------|--------|
| <b>Greater Equatoria</b>      |           |                |              |        |        |
| Dry season 2016               |           | 32 200         | 32 200       | Sep-16 | Feb-17 |
| Main planting season 2017     | 36 600    | 43 000         | 23 500       | Mar-17 | May-17 |
| Second season 2017            | 30 000    | 40 000         | 20 000       | Aug-17 | Sep-17 |
| <b>Greater Upper Nile</b>     |           |                |              |        |        |
| Dry season 2016               |           | 67 700         | 67 700       | Sep-16 | Mar-17 |
| Main planting season 2017     | 86 900    | 92 500         | 97 250       | May-17 | Jun-17 |
| <b>Greater Bahr el-Ghazal</b> |           |                |              |        |        |
| Dry season 2016               |           | 129 800        | 129 800      | Sep-16 | Mar-17 |
| Main planting season 2017     | 72 000    | 58 450         | 34 950       | May-17 | Jun-17 |

The distribution of livelihood kits will be complemented by capacity development of beneficiaries on improved production methods, and more importantly on post-harvest processing, conservation of products and preservation of their nutritional value. This training component is key in order to increase food availability during the lean season and improve the food safety and nutritional status of beneficiary households. In 2017, a particular focus will be put on the distribution of cold boxes to accompany capacity development trainings on fish preservation, as these offer a cost-effective way to preserve fresh fish.

The above interventions will target populations that are settled (host communities, returnees, IDPs, etc.), where technical support can be provided over a longer period. Populations displaced by fighting will be targeted with distributions of vegetable and fishing kits to increase their food availability and diversify their diet while they are in hiding. In 2015, hundreds of thousands of people escaped fighting in Unity and fled to forests and swamps. A similar scenario cannot be ruled out as fighting has resumed in these areas.



Greater detail on the livelihood support for the main planting season and the dry season are provided in subsequent sections.

Additional support will be provided in the form of nutrition vouchers, which will be redeemable at local markets for milk, fish, vegetables or other food products. This approach was successfully piloted under the ELRP last year as a means of supporting IDP households and local producers, and will be expanded in 2017 where market conditions are found to be conducive.

Vulnerable urban and peri-urban populations will also be targeted for livelihood support. Their high dependency on markets for food makes the urban and peri-urban populations particularly vulnerable to the economic and financial crisis, the depreciation of the South Sudanese pound, high inflation and the disruption of markets. Vulnerable urban and peri-urban populations will be supported through the provision of livelihood kits through community- and faith-based organizations and schools. Communal gardening, trainings and voucher mechanisms will be carried out in order to increase availability of and access to food.

Prevalence of livestock diseases – such as anthrax, black quarter, haemorrhagic septicaemia, contagious bovine pleuropneumonia, *peste des petits ruminants* and sheep and goat pox – and cattle raiding are the major factors undermining livestock production in agropastoral and pastoral areas<sup>3</sup>, such as Greater Upper Nile, where livestock are crucial to wealth, livelihoods and traditional relationships. The conflict has caused abnormal migration patterns and the concentration of high numbers of livestock in small areas for prolonged periods, making the spread of animal diseases unavoidable. Thanks to the cold chain established in 2016 and the partner network that contributed to the successes of past campaigns, some 7.4 million animals will receive vaccinations and 1.7 million be treated between October 2016 and October 2017.

Trainings will also be provided to pastoralist ELRP beneficiaries to maximize production from livestock. Topics may include fodder production and storage and hygienic slaughter practices, however a particular focus will be placed on milk production, handling and preservation, which can provide food insecure households with immediate access to a nutrient-rich food source. Trainings will be accompanied by the distribution of relevant inputs.

## **Output 2: Increased seed production to improve availability of livelihood inputs in areas where security allows**

Under this output, the programme will support the local production of crop seeds, so that these can either be distributed locally through a voucher system or incorporated into livelihood kits and distributed farther afield. This approach of supporting the local availability of livelihood inputs is aimed at promoting locally adapted seeds and local economies, and allowing proceeds of the sales to stay in the communities, thus creating a multiplier effect.

This will be achieved through the identification of strategically located production areas based on specific criteria, such as good climatic and soil conditions for crop production, history of farming in the area, low levels of volatility, stable access, advantageous positioning, storage facilities, etc.

Support in terms of foundation seeds, technical assistance, agricultural inputs and training will be provided to seed producers, farmers' cooperatives and groups engaged in seed production. Efforts will be made to establish seed production sites in each subregion and shall serve as a source of seeds for direct seed distribution or seed fairs. FAO has 13 seed cleaners on hand that will be distributed in 2017 to facilitate seed production.

As the availability of locally produced seeds increases, the programme will facilitate access to these inputs through the most appropriate mechanisms, whether vouchers or recollection and distribution.

---

<sup>3</sup> FAO. 2016. *The impact of conflict on the livestock sector in South Sudan*. Rome.

### **Output 3: Food security information, analysis and coordination mechanisms used for evidence-based decision-making**

Activities under this output will sustain ongoing agricultural, food security and livelihood information collection and analysis, including the IPC, for humanitarian response through existing frameworks such as the FSL Cluster and the Humanitarian Response Plan. Further networks of local actors will be built and expanded for information sharing and coordinated response planning in the intervention area.

FAO is a co-lead of the FSL Cluster. Coordination of activities in the livelihood sector is critical in order to optimize limited resources, especially considering a potential situation of extreme needs in the coming years. FAO will take a strong lead in the coordination of technical working groups, such as the Agricultural, Livestock and Fisheries Working Groups, as well as the Urban Livelihood and Cash Working Groups. Technical strategies and guidelines will be developed as appropriate.

Food security analysis will be carried out based on information streams, including market information, livestock health and migrations, rainfall data, crop assessments, food security and nutrition monitoring and SMART nutrition surveys. The above data will contribute to IPC analyses, which will indicate the level of food security at county level. A further step in the analysis will be carried out to profile levels of vulnerability of the population and most appropriate responses.

In 2017, FAO will expand the use of SSAs to inform on the best delivery mechanism of crop seed support. In particular, these assessments will identify areas suitable for the implementation of seed fairs, which were a highly successful means of delivering locally produced and preferred crop seed to vulnerable farming households in 2016.

The information management system that has been developed over the past years of ELRP implementation will form the basis of information collection and analysis again in 2017. This system allows FAO to track the entire cycle of ELRP activities, including procurement, pre-positioning and distribution of items at the unit level, e.g. a single packet of seed. The system allows FAO staff members and implementing partners to easily input information via Web forms and mobile devices which, once verified, produces a variety of analyses, reports and visualizations.

A major advancement in FAO's information management capacities, namely biometric beneficiary tracking, will be piloted in 2017. The more detailed information on beneficiaries and livelihoods captured by this system will integrate with existing information management systems, allow for the application of new technologies such as e-vouchers<sup>4</sup> and facilitate improved interagency information sharing.

All information collected under Output 3 will support decision-making on priority interventions and coordination of relevant humanitarian assistance partners. The IPC inclusive partnership approach has been implemented at national and local levels since 2014; this component will proactively engage NGOs and agencies in the country throughout the data-analysis-coordination cycle. The information collected under this component will be disseminated to all FSL partners to improve coordination and better adoption of coherent and adequate response approaches.

---

<sup>4</sup> E-voucher programmes will be based on the successes of other FAO country offices, particularly Zambia and Zimbabwe, in implementing like initiatives.

## Dry season campaign

The concept behind the dry season campaign is to provide beneficiary households with the means to increase the availability of nutritious food outside the main planting season. These means include vegetable seeds, agricultural tools and fishing equipment. The modality of livelihood support will vary depending on the status of the beneficiaries.

The dry season intervention will be based on rapid assessments of population movements, such as returnees and IDPs, and their needs in terms of livelihood support. IRNAs, coordinated by the United Nations Office for the Coordination of Humanitarian Affairs or by FAO's implementing partners, will be conducted and assessment reports verified to inform programming. Upon receipt and verification, FAO will dispatch the required livelihood kits to implementing partners.

For populations that are on the move as the result of fighting or other reasons, livelihood support will be limited to the distribution of vegetable and fishing kits. Training of these populations will not be possible. In 2015, the distribution of livelihood inputs via helicopter to communities hiding in forests and swamps proved to be lifesaving. As fighting has resumed in Unity and other frontline areas, a similar rotary wing rapid response campaign will likely be necessary again in the coming dry season.

For communities that are settled, e.g. host communities, IDPs and returnees, the support will have a strong emphasis on capacity building. Demonstration plots will be set up to display improved production techniques and beneficiaries will be required to engage actively. Basic technologies to improve soil and water conservation and post-production management shall be piloted.

Training will be held on production and, most importantly, post-harvest processing to conserve production, enhance food safety and retain nutritional value. Similar approaches will be used for fishing communities, featuring demonstrations on improved techniques for fish drying, smoking and salting. The emphasis on harvest preservation and proper food preparation is particularly important in order to minimize the hunger gap during the lean season. In particular, cold boxes for fish storage will be distributed as a cost-effective means of limiting post-harvest loss.

The dry season campaign will be carried out from September 2016 to March 2017. The start of the campaign has been delayed because of the July 2016 conflict in Juba, which impacted the operational and technical capacity of FAO and its implementing partners. The LoAs will therefore have a starting date in September 2016 for this campaign, ending in March 2017.

The dry season allows for the best access to livestock herds for vaccination and treatment. As such, a countrywide animal vaccination and treatment campaign will be carried out between October 2016 and June 2017, marginally longer than the livelihood kit distribution portion of the dry season campaign.

## Logistical aspects

In the context of the dry season campaign, the need for rapid and timely response is critical. Livelihood items need to be delivered on time to address immediate livelihood gaps. The transport of livelihood items will only be possible by air from September to December 2016. Thereafter, road transport may be used where security allows.

The options for air transport are as follows:

1. **FAO-contracted helicopter:** This option was used for the successful 2015 rapid response, when more than 130 000 livelihood kits were distributed in Greater Upper Nile over two months. The current security context indicates that a similar operation will likely be required in 2016–17. However, detailed plans justifying the use and expense of a helicopter will be developed, including target destinations and quantities of goods to cover at least eight weeks of operations, before action is taken.
2. **Logistics Cluster:** Discussions have been initiated with the Logistics Cluster in order to assess their willingness and capacity to transport livelihood items in a timely manner.



While the Logistics Cluster has played an important role in 2016 for the air transport of livelihood items to areas that were inaccessible by road, thanks to timely engagement, the same may not be true for rapid responses to areas affected by conflict. In the past, some of FAO's rapid response operations relying on the Logistics Cluster were not successful. Discussions should be held with focus on recent successful collaborations to ensure similar results in future.

3. **Integrated Rapid Response Mechanism (IRRM):** The IRRM is a joint mechanism of WFP and UNICEF. Despite some efforts made in 2014, FAO never joined the Mechanism, and in 2016 discussions were reinitiated with WFP to expand the IRRM to include FAO. This possibility should be further explored. However, the foreseeable problem is that in joining the IRRM, FAO's rapid response operations would depend on decisions by WFP and UNICEF on locations, which may not coincide with FAO priorities.

### 2016 Dry season planning figures

In Unity, an initial assessment indicated the need to distribute approximately 74 900 livelihood kits. The estimated need in Jonglei and Upper Nile is about 26 800 and 33 700 livelihood kits respectively, bringing the total for Greater Upper Nile to about 135 400 livelihood kits. Approximately half of those kits are to be vegetable kits and the other half fishing kits.

For the Greater Bahr el-Ghazal and Greater Equatoria Regions, an analysis will be carried out through August to identify and select the counties where dry season support will be necessary. Current information indicates the need for approximately 64 300 kits in Greater Equatoria and 259 600 kits in Greater Bahr el-Ghazal.

Countrywide, an estimated 5 575 000 heads of livestock will be vaccinated and 1 281 000 treated during the dry season.

Planning figures are subject to increase in the case that the crisis escalates.

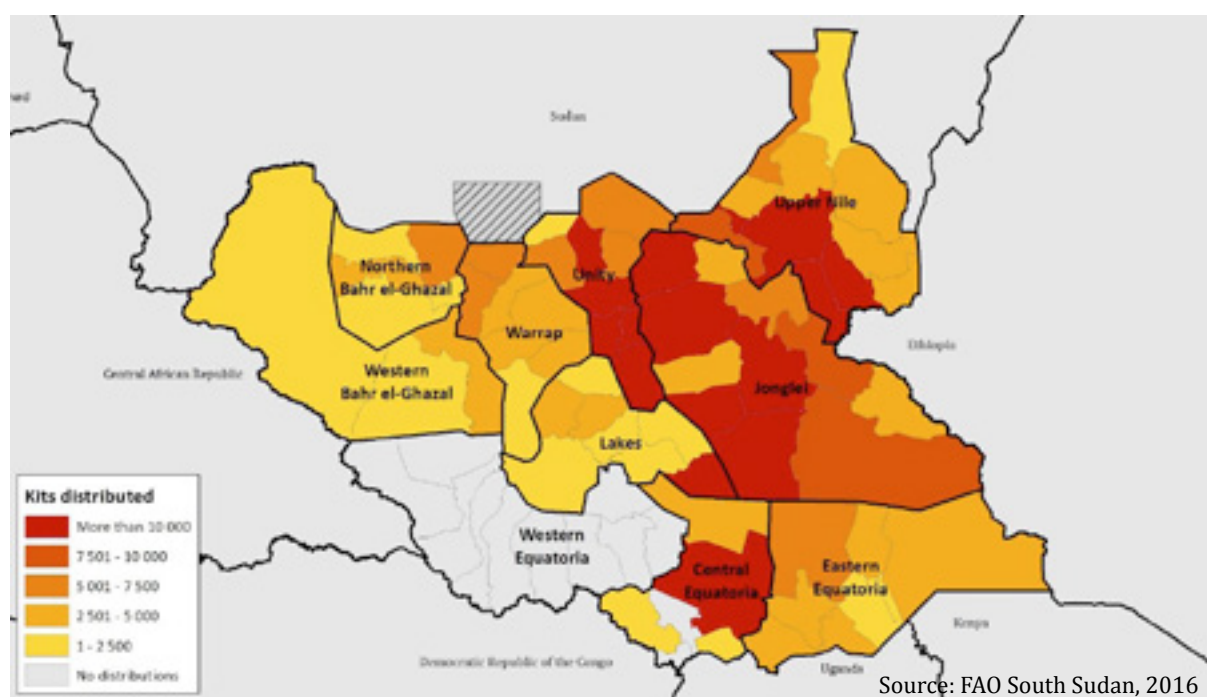
## Support for the main planting season 2017

Support for the main planting season includes the provision of livelihood assistance for the onset of the agricultural season that starts between March and June 2017. Similar to previous years, FAO will provide crop and vegetable seed, agricultural tools and fishing kits to vulnerable farming families. In addition, FAO will engage in livestock activities such as vaccination and treatment. More emphasis will be given to improving livestock production, such as fodder production, milk handling and processing and hygienic slaughter practices.

### 2017 Planning figures

In 2014, 2015 and 2016, FAO's emergency response programme targeted the population classified in IPC "Crisis", "Emergency" or "Catastrophe" phases. More than 56 percent of the targeted households were in the Greater Upper Nile region, about 26 percent in Greater Bahr el-Ghazal and 18 percent in Greater Equatoria. More than 503 000 crop, vegetable and fishing kits were distributed to beneficiaries, with crop kits provided through seed vouchers or via direct distribution.

**Figure 6: Livelihood kits by region – 2016**

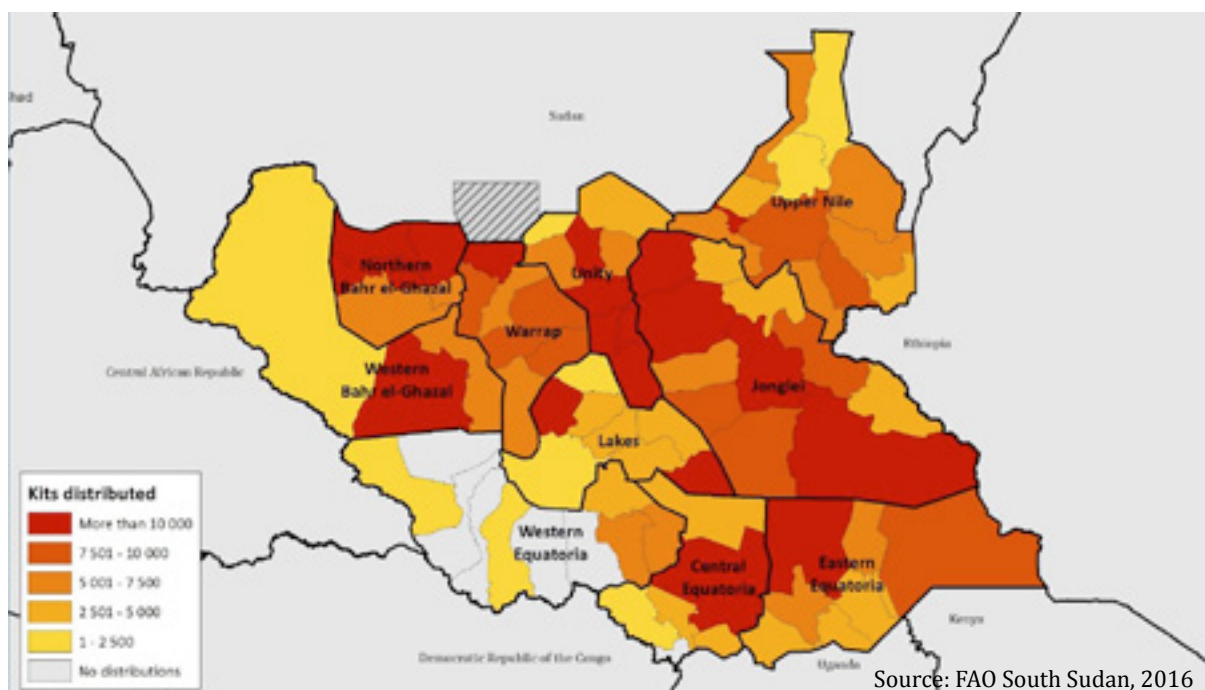


Again in 2017, the ELRP will target households that are in IPC phases "Crisis", "Emergency" or "Catastrophe" and are engaged in farming activities, including agriculture, pastoralism and fishing. Because of the worsening food security situation in Northern Bahr el-Ghazal and Eastern Equatoria, and the insecurity and displacements in Western Bahr el-Ghazal and Greater Equatoria, there will be a significant geographic shift of the areas in need. The overall caseload is expected to be similar to that of 2016, with some 450 000 households receiving livelihood assistance in 2017. A total of 635 150 livelihood kits will be distributed for the main planting season, including the second planting season in Greater Equatoria.

In 2017, approximately 51 percent of the livelihood kits will be distributed in Greater Upper Nile, 30 percent in Greater Bahr el-Ghazal and 19 percent in Greater Equatoria.

Should fighting resume at full scale, the humanitarian caseload will have to be revised.

**Figure 7: Livelihood kits by region – 2017**



## Greater Equatoria

The general situation in Greater Equatoria is characterized by growing instability as a result of the economic crisis, increased criminality along main roads, political instability in Western Equatoria and deteriorating food security. Further, the fighting in and around Juba in July 2016 has increased instability and insecurity through the whole region.

Farmers that were displaced in 2015 in Western Equatoria started to return to their farms in early 2016, mainly in Mundri East, Mundri West and Mvolo. Livelihood assistance was provided during the first planting season only, as insecurity and the consequent reduced operational capacity of both FAO and implementing partners prevented support for the second season. If the security situation remains relatively stable, it is expected that the number of farming families will return to normal levels in 2017.

Unresolved political tensions in Western Equatoria may cause population displacements in 2017 around Yambio and neighbouring counties. The population in need of livelihood assistance will therefore likely increase in this area.

In early 2016, there has been an increase in security incidents in Central Equatoria, which have led to displacements around the subregion. The incidents appear to be mainly intercommunal and between Equatorian and Dinka communities. The July 2016 conflict had a considerable impact on food security in Central Equatoria. Particularly affected has been Lainya County, which is experiencing some of the highest levels of food insecurity in South Sudan.

Food insecurity in Eastern Equatoria has generally increased in 2016 and a major humanitarian effort will be required in 2017. WFP has already increased its food distributions. The 2016 harvest is expected to be lower than normal and thus contribute to the worsening food security situation. No major population displacements have been recorded in the subregion, and the percentage of farming households is similar to the pre-crisis situation.

In the first planting season of 2017, some 103 100 livelihood kits will be distributed in the region, up from 90 190 in 2016, as per **Table 3**.

**Table 3: Livelihood kit distributions in Greater Equatoria – 2017**

| Subregion         | Crop kits     | Vegetable kits | Fishing kits  | Total kits (2017) | Total kits (2016) |
|-------------------|---------------|----------------|---------------|-------------------|-------------------|
| Central Equatoria | 7 500         | 16 000         | 12 000        | 35 500            | 34 450            |
| Eastern Equatoria | 21 600        | 20 000         | 5 500         | 47 100            | 49 440            |
| Western Equatoria | 7 500         | 7 000          | 6 000         | 20 500            | 6 300             |
| <b>Total</b>      | <b>36 600</b> | <b>43 000</b>  | <b>23 500</b> | <b>103 100</b>    | <b>90 190</b>     |

### Greater Upper Nile

For Greater Upper Nile, relative stability has been achieved as a result of the peace process. People in Unity have started a cautious return to their places of origin, though for now, elderly and young children are remaining behind in the PoC or hiding places. It is assumed that the number of households involved in farming will increase in 2017.

In Jonglei, tensions in and around Pibor will probably continue into 2017, which may cause population displacements. In general however, it is assumed that the situation will improve and more people will be engaged in farming.

In Upper Nile, there is still an unresolved political and military situation between different groups, which has been a source of renewed conflict and population displacement around Malakal, Baliet, Melut and Manyo counties.

In Unity, it is assumed that a growing number of people will return to their areas of origin. Livelihood assistance will thus be required in order to support them to resume their livelihoods, especially in Koch, Leer and Mayendit.

However, the impact of the recent crisis in Juba in Greater Upper Nile has yet to be assessed. Renewed fighting in the frontline areas may erupt, again changing the above scenario completely.

With all the above being considered, the quantity of livelihood kits distributed in 2017 will be similar with those distributed in 2016, as **Table 4**.

**Table 4: Livelihood kit distributions in Greater Upper Nile – 2017**

| Subregion    | Crop kits     | Vegetable kits | Fishing kits  | Total kits (2017) | Total kits (2016) |
|--------------|---------------|----------------|---------------|-------------------|-------------------|
| Jonglei      | 22 500        | 35 000         | 41 750        | 99 250            | 103 197           |
| Unity        | 34 900        | 30 500         | 33 500        | 98 900            | 90 755            |
| Upper Nile   | 29 500        | 27 000         | 22 000        | 78 500            | 86 270            |
| <b>Total</b> | <b>86 900</b> | <b>92 500</b>  | <b>97 250</b> | <b>276 650</b>    | <b>280 222</b>    |

### Greater Bahr el-Ghazal

The situation in Greater Bahr el-Ghazal is the one of greatest concern. In Northern Bahr el-Ghazal, food insecurity has caused the displacement of more than 70 000 people to the Sudan in early 2016 as a result of the financial crisis and market collapse. Livelihood support will be nearly doubled there in 2017 as compared with 2016. The situation in Aweil is particularly grim, with the counties of Aweil East, Aweil North and Aweil West currently facing the greatest needs of any in the country.

In Western Bahr el-Ghazal, the conflict between the Fertit and Dinka communities has reached new heights in Raja and Wau, causing massive population displacements. This insecurity will have a direct impact on the agricultural production of 2016. The food gap in 2017 is therefore likely to reach unprecedented levels, leading to further deteriorations in food security. Moreover, the current conflict between the two communities is unlikely to be solved soon and may be a continued driver of food insecurity.

In Lakes and Warrap, it is estimated that the emergency response will be slightly higher than in 2015 and 2016 owing to worsened food insecurity. Based on the current situation, no major population movements are expected. However, the IDP population in Awerial may decrease as people return to Jonglei.

Considering the above, the quantity of livelihood kits distributed in 2017 in Greater Bahr el-Ghazal will increase by almost 25 percent compared with 2016, as per **Table 5**.

**Table 5: Livelihood kit distributions in Greater Bahr el-Ghazal – 2017**

| Subregion               | Crop kits     | Vegetable kits | Fishing kits  | Total kits (2017) | Total kits (2016) |
|-------------------------|---------------|----------------|---------------|-------------------|-------------------|
| Lakes                   | 13 900        | 17 450         | 9 450         | 40 800            | 43 810            |
| Northern Bahr el-Ghazal | 28 800        | 14 000         | 7 000         | 49 800            | 25 500            |
| Warrap                  | 20 800        | 14 500         | 14 000        | 49 300            | 50 136            |
| Western Bahr el-Ghazal  | 8 500         | 12 500         | 4 500         | 25 500            | 25 500            |
| <b>Total</b>            | <b>72 000</b> | <b>58 450</b>  | <b>34 950</b> | <b>165 400</b>    | <b>144 946</b>    |

## Estimated resource requirements

For the implementation of the ELRP, the estimated resource requirements are as follows:

|          | Activity                                                                     | 2016       | 2017       | Total      |
|----------|------------------------------------------------------------------------------|------------|------------|------------|
| Output 1 | <b>Livestock interventions</b>                                               | <b>4m</b>  | <b>9m</b>  | <b>13m</b> |
|          | Procurement of inputs                                                        | 2m         | 3m         |            |
|          | Vaccination and treatment                                                    | 1m         | 4m         |            |
|          | Rehabilitation of cold chain (and replacement of looted items)               | 1m         | 2m         |            |
|          | <b>Dry season campaign</b>                                                   | <b>9m</b>  | <b>18m</b> | <b>27m</b> |
|          | Procurement of inputs (and replacement of looted items)                      | 4m         | 5m         |            |
|          | Transport (air and land)                                                     | 3m         | 5m         |            |
|          | Distribution                                                                 | 1m         | 6m         |            |
|          | Rehabilitation of storage facilities affected by looting                     | 1m         | 2m         |            |
|          | <b>Main planting season 2017</b>                                             | <b>15m</b> | <b>16m</b> | <b>31m</b> |
|          | Procurement of inputs                                                        | 8m         | 2m         |            |
|          | Seed fair vouchers                                                           | 3m         | 4m         |            |
|          | Transport                                                                    | 4m         | 4m         |            |
|          | Distribution/seed fair facilitation                                          |            | 6m         |            |
| Output 2 | <b>Seed production</b>                                                       |            | <b>6m</b>  | <b>6m</b>  |
|          | Procurement of inputs                                                        |            | 2m         |            |
|          | Training and distribution                                                    |            | 4m         |            |
| Output 3 | <b>AFIS – IPC – Evidence – Information management – Cluster coordination</b> |            | <b>9m</b>  | <b>9m</b>  |
|          | Human resources – field assessments                                          |            | 8m         |            |
|          | Procurement of inputs                                                        |            | 1m         |            |
|          | <b>Total (USD)</b>                                                           | <b>28m</b> | <b>58m</b> | <b>86m</b> |

**[www.fao.org/emergencies](http://www.fao.org/emergencies) | [www.fao.org/resilience](http://www.fao.org/resilience)**