



Food and Agriculture
Organization of the
United Nations

OFFICE OF EVALUATION

Project evaluation series

Evaluation of the Emergency Prevention System (EMPRES) Programme in Food Chain Crises

ANNEX 5. Survey questions and answers

December 2016

PROJECT EVALUATION SERIES

Evaluation of the Emergency Prevention System (EMPRES) Programme in Food Chain Crises

ANNEX 5. Survey questions and answers

FOOD AND AGRICULTURE ORGANIZATION OF THE UNITED NATIONS
OFFICE OF EVALUATION
December 2016

Food and Agriculture Organization of the United Nations

Office of Evaluation (OED)

This report is available in electronic format at: <http://www.fao.org/evaluation>

The designations employed and the presentation of material in this information product do not imply the expression of any opinion whatsoever on the part of the Food and Agriculture Organization of the United Nations (FAO) concerning the legal or development status of any country, territory, city or area or of its authorities, or concerning the delimitation of its frontiers or boundaries. The mention of specific companies or products of manufacturers, whether or not these have been patented, does not imply that these have been endorsed or recommended by FAO in preference to others of a similar nature that are not mentioned. The views expressed in this information product are those of the author(s) and do not necessarily reflect the views or policies of FAO.

© FAO 2016

FAO encourages the use, reproduction and dissemination of material in this information product. Except where otherwise indicated, material may be copied, downloaded and printed for private study, research and teaching purposes, or for use in non-commercial products or services, provided that appropriate acknowledgement of FAO as the source and copyright holder is given and that FAO's endorsement of users' views, products or services is not implied in any way.

All requests for translation and adaptation rights, and for resale and other commercial use rights should be made via www.fao.org/contact-us/licence-request or addressed to copyright@fao.org.

For further information on this report, please contact:

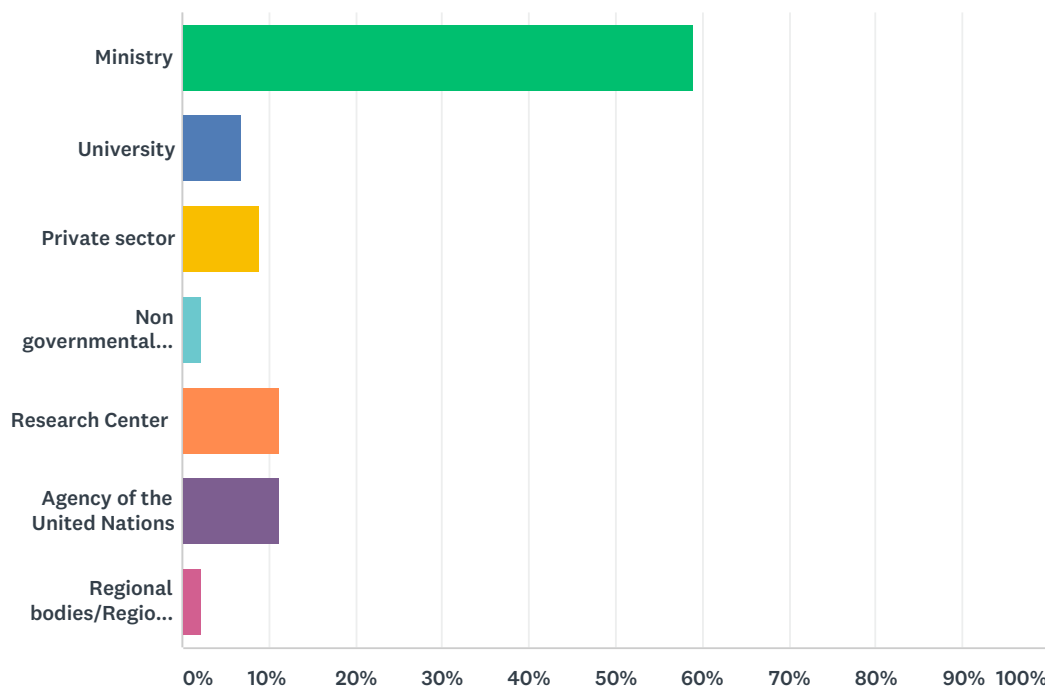
Director, Office of Evaluation (OED)
Food and Agriculture Organization
Viale delle Terme di Caracalla 1, 00153 Rome
Italy
Email: evaluation@fao.org

PREAMBLE

FAO defines resilience as "the ability to prevent disasters and crises such as natural disasters, emergencies in the food chain (e.g. transboundary animal, forest, plant, aquatic and zoonotic pests and diseases, food safety events, radiological and nuclear emergencies), and protracted crises such as those linked to conflict. For FAO building resilience means improving capacity to anticipate, absorb, accommodate crises or recover from crises in a timely, efficient and sustainable manner. This includes protecting, restoring and improving livelihoods systems in the face of threats that impact agriculture, nutrition, food security and food safety."

Q1 What is the type of organization you work in?

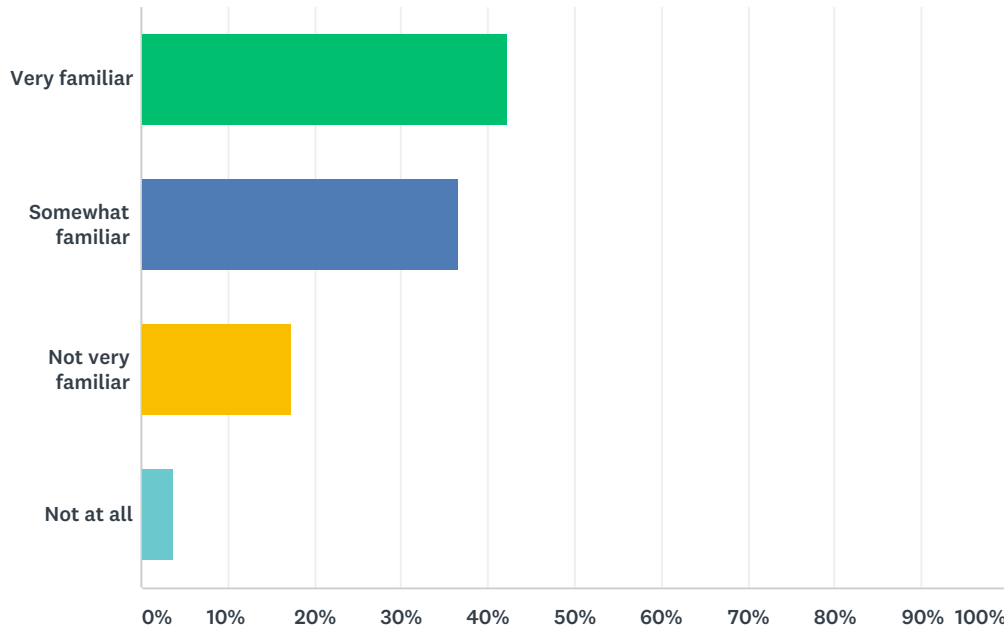
Answered: 44 Skipped: 9



ANSWER CHOICES	RESPONSES	
Ministry	59.09%	26
University	6.82%	3
Private sector	9.09%	4
Non governmental organization	2.27%	1
Research Center	11.36%	5
Agency of the United Nations	11.36%	5
Regional bodies/Regional economic communities	2.27%	1
Total Respondents: 44		

Q2 How familiar are you with the FAO Emergency Prevention System (EMPRES)?

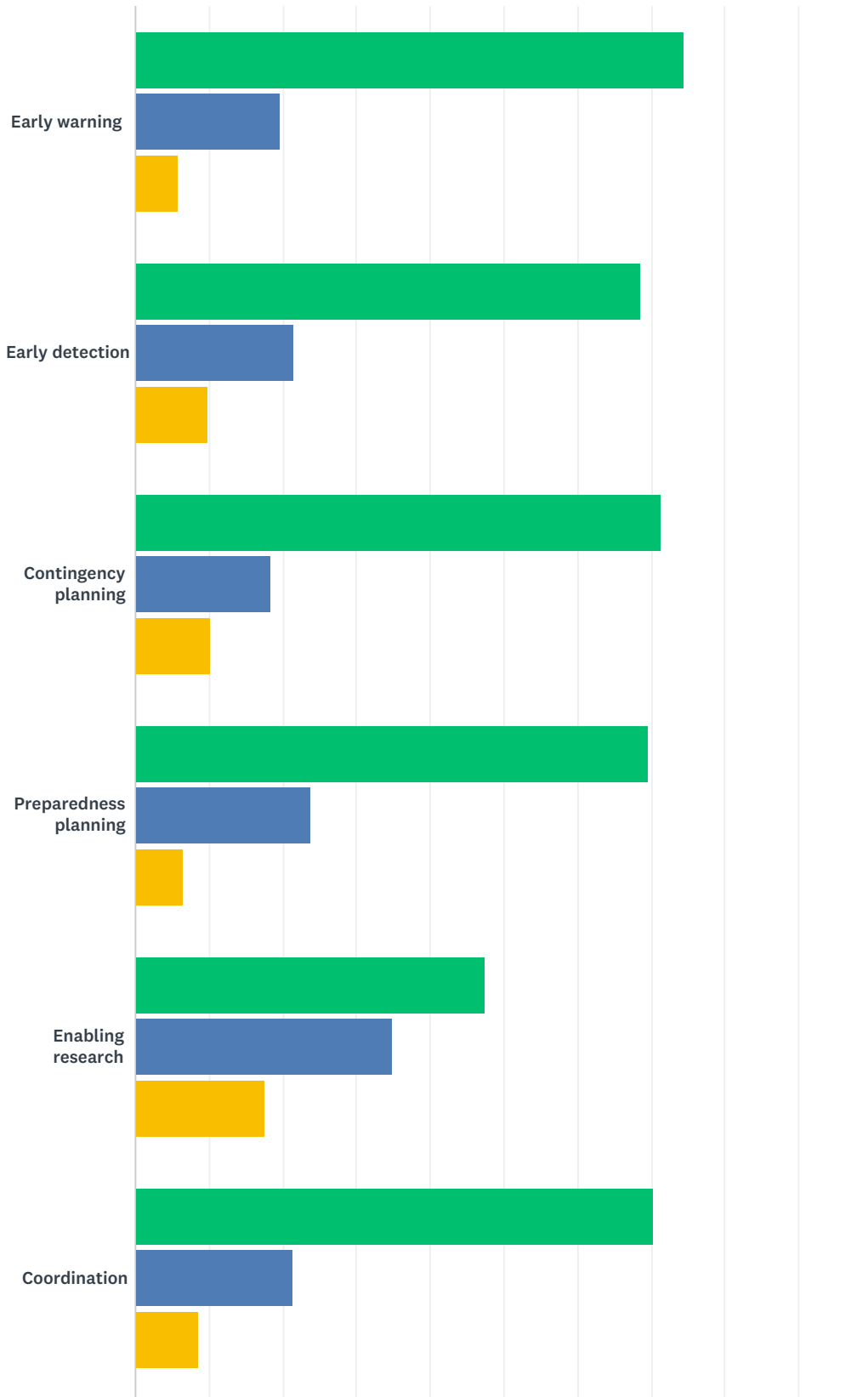
Answered: 52 Skipped: 1



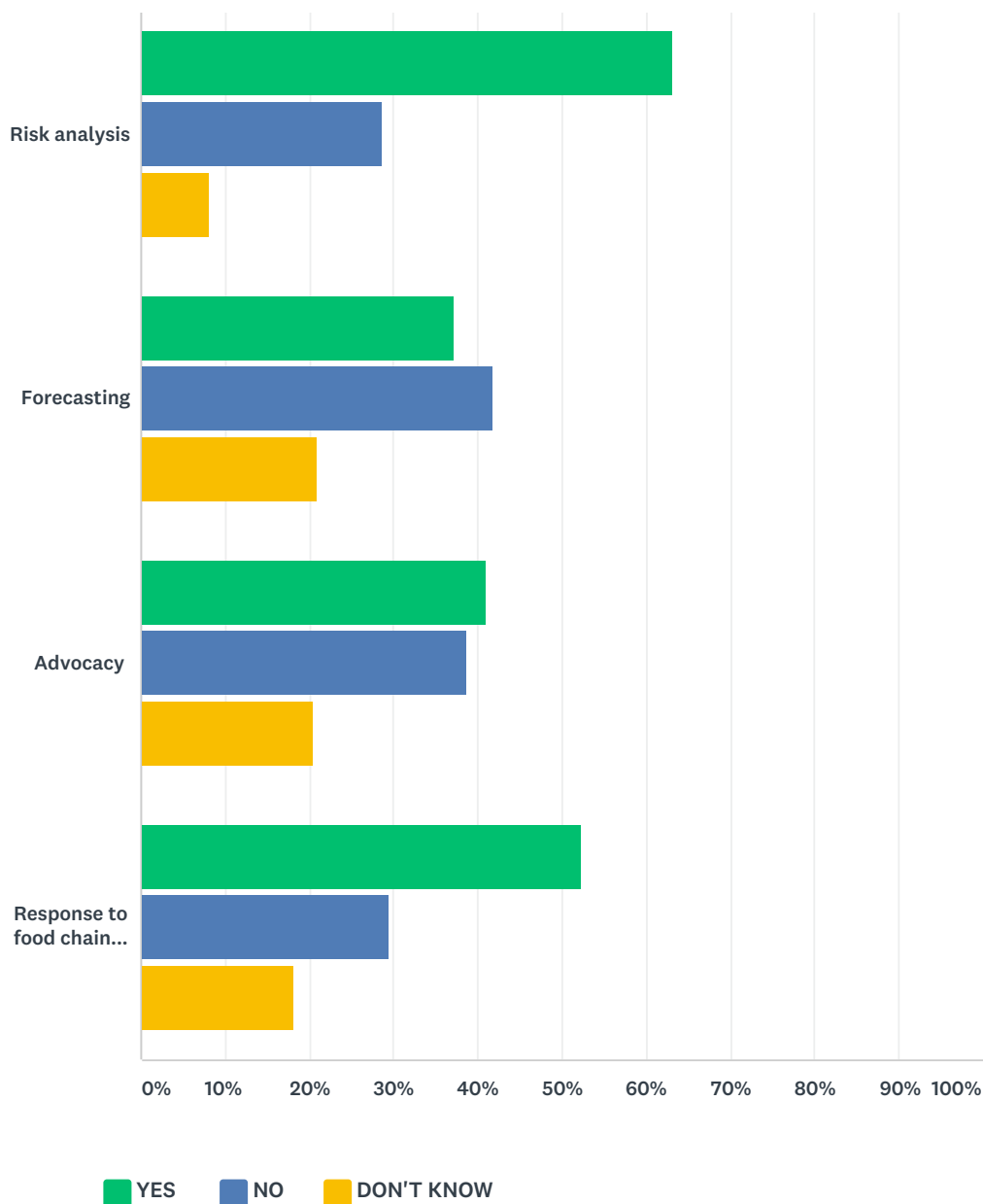
ANSWER CHOICES	RESPONSES	
Very familiar	42.31%	22
Somewhat familiar	36.54%	19
Not very familiar	17.31%	9
Not at all	3.85%	2
TOTAL		52

Q3 Are you aware of any ongoing or past capacity building activities carried out by FAO in your country or with your organization in terms of :

Answered: 52 Skipped: 1



EMPRES 2016 - FAO partners - Animal Health



	YES	NO	DON'T KNOW	TOTAL
Early warning	74.51% 38	19.61% 10	5.88% 3	51
Early detection	68.63% 35	21.57% 11	9.80% 5	51
Contingency planning	71.43% 35	18.37% 9	10.20% 5	49
Preparedness planning	69.57% 32	23.91% 11	6.52% 3	46
Enabling research	47.50% 19	35.00% 14	17.50% 7	40
Coordination	70.21% 33	21.28% 10	8.51% 4	47
Risk analysis	63.27% 31	28.57% 14	8.16% 4	49

EMPRES 2016 - FAO partners - Animal Health

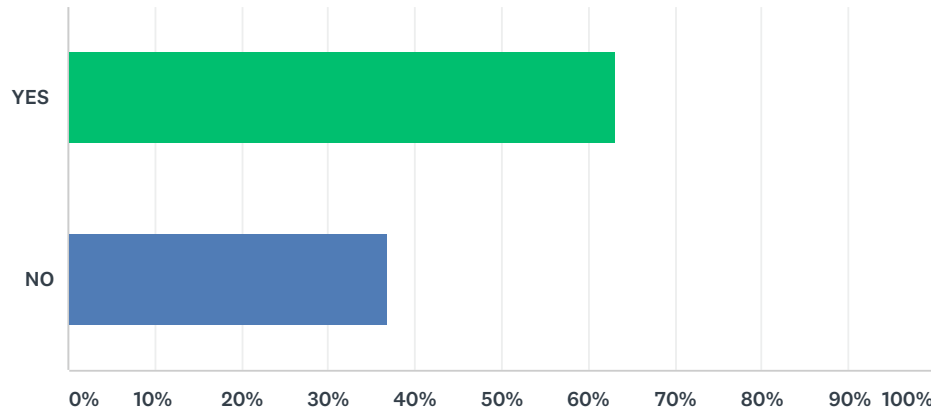
Forecasting	37.21% 16	41.86% 18	20.93% 9	43
Advocacy	40.91% 18	38.64% 17	20.45% 9	44
Response to food chain crises linked to animal health	52.27% 23	29.55% 13	18.18% 8	44

Q4 What should be FAO's priorities in terms of capacity building to address food chain crises linked to animal health ?

Answered: 44 Skipped: 9

Q5 Did you partner with FAO in relation to building resilience in the animal health sub-sector?

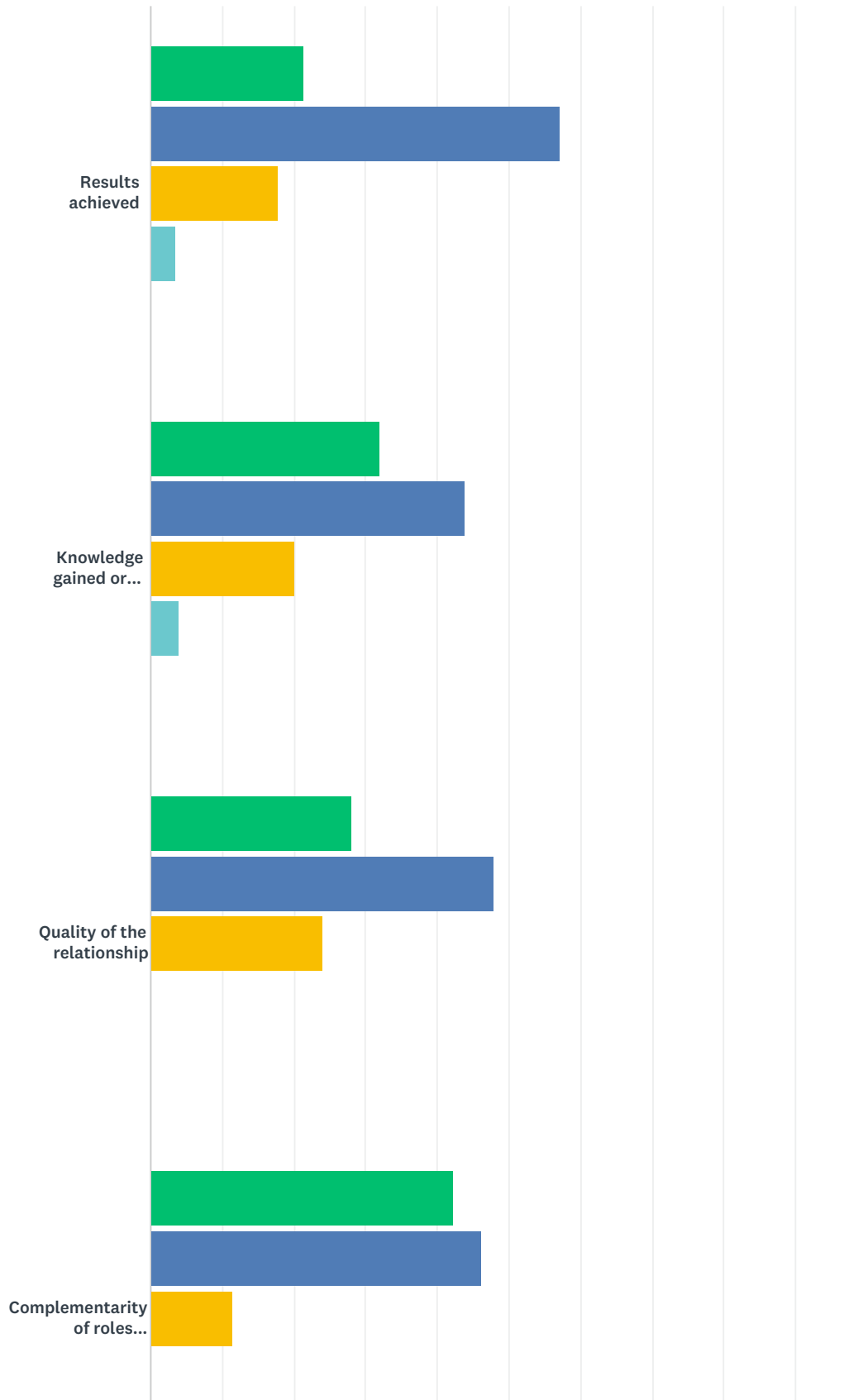
Answered: 49 Skipped: 4



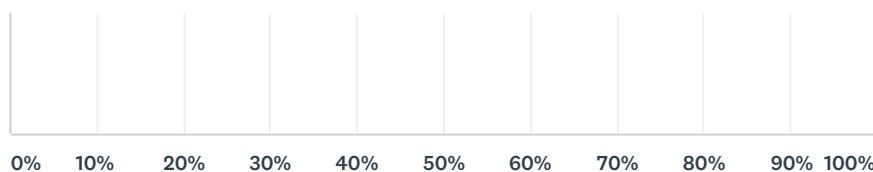
ANSWER CHOICES	RESPONSES	
YES	63.27%	31
NO	36.73%	18
TOTAL		49

Q6 If you answered yes, how would you rate this partnership in terms of

Answered: 32 Skipped: 21



EMPRES 2016 - FAO partners - Animal Health

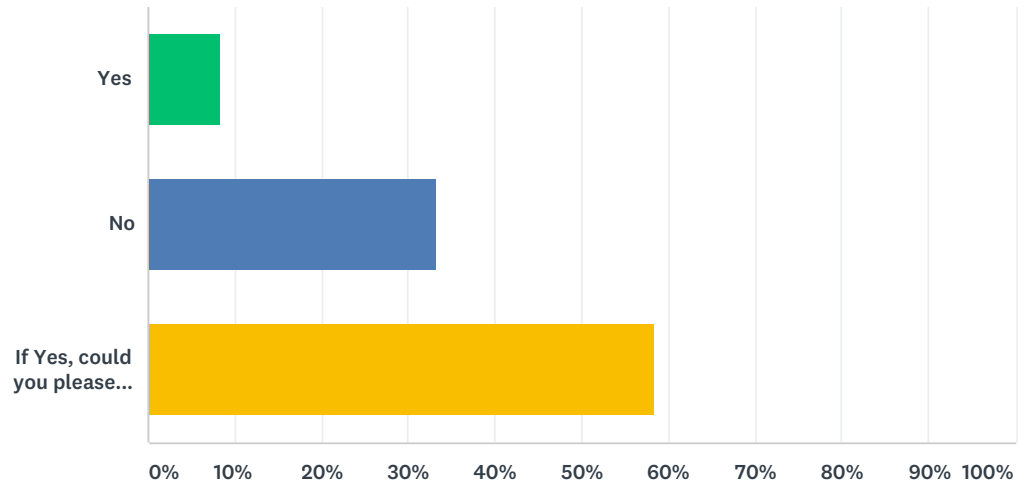


■ Excellent
 ■ Good
 ■ Fair
 ■ Poor
 ■ Very poor

	EXCELLENT	GOOD	FAIR	POOR	VERY POOR	TOTAL
Results achieved	21.43% 6	57.14% 16	17.86% 5	3.57% 1	0.00% 0	28
Knowledge gained or transferred	32.00% 8	44.00% 11	20.00% 5	4.00% 1	0.00% 0	25
Quality of the relationship	28.00% 7	48.00% 12	24.00% 6	0.00% 0	0.00% 0	25
Complementarity of roles between your organization and FAO	42.31% 11	46.15% 12	11.54% 3	0.00% 0	0.00% 0	26

Q7 Do you know any report, brochure or other communication products by FAO related to food chain crises (animal health)?

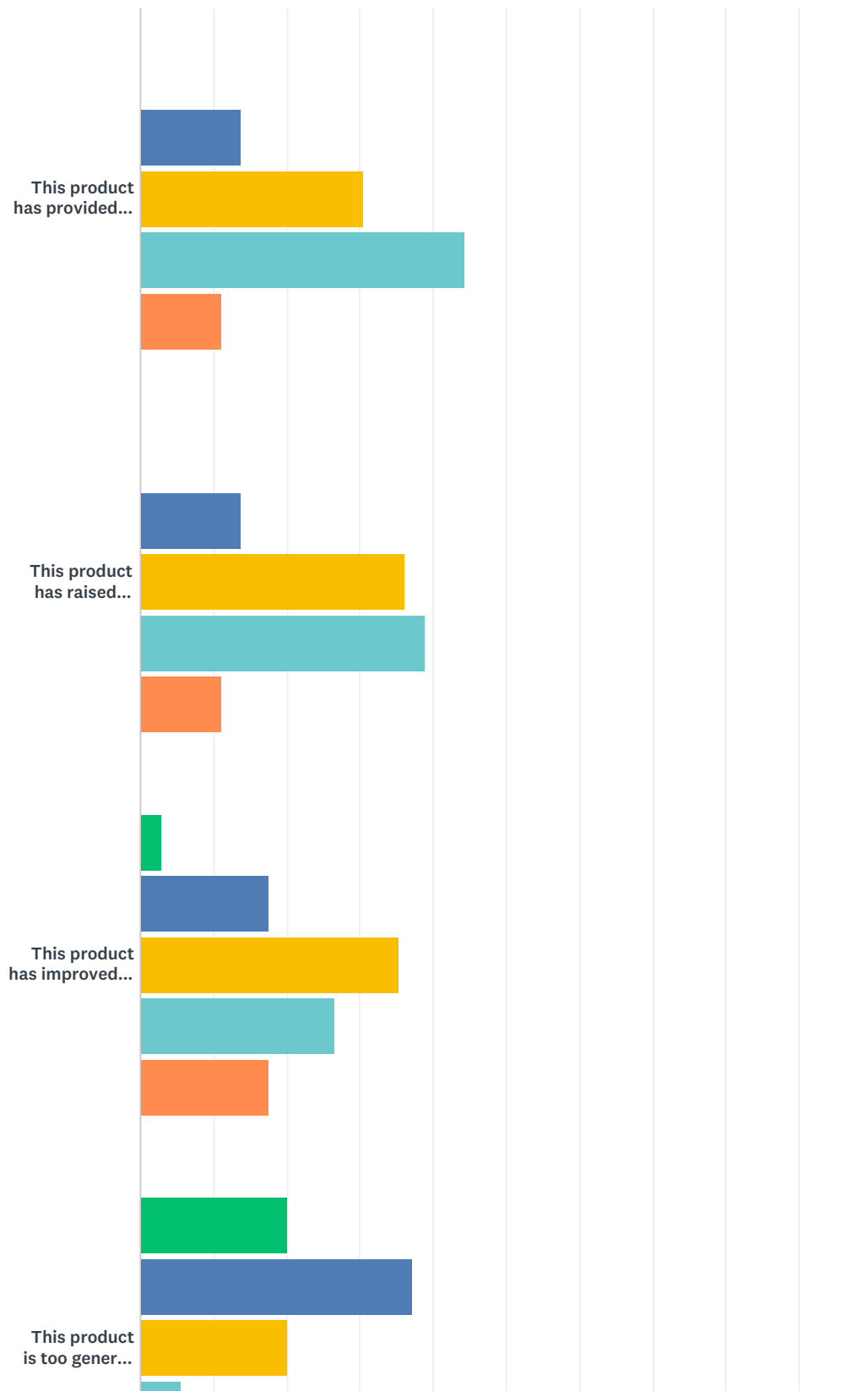
Answered: 48 Skipped: 5



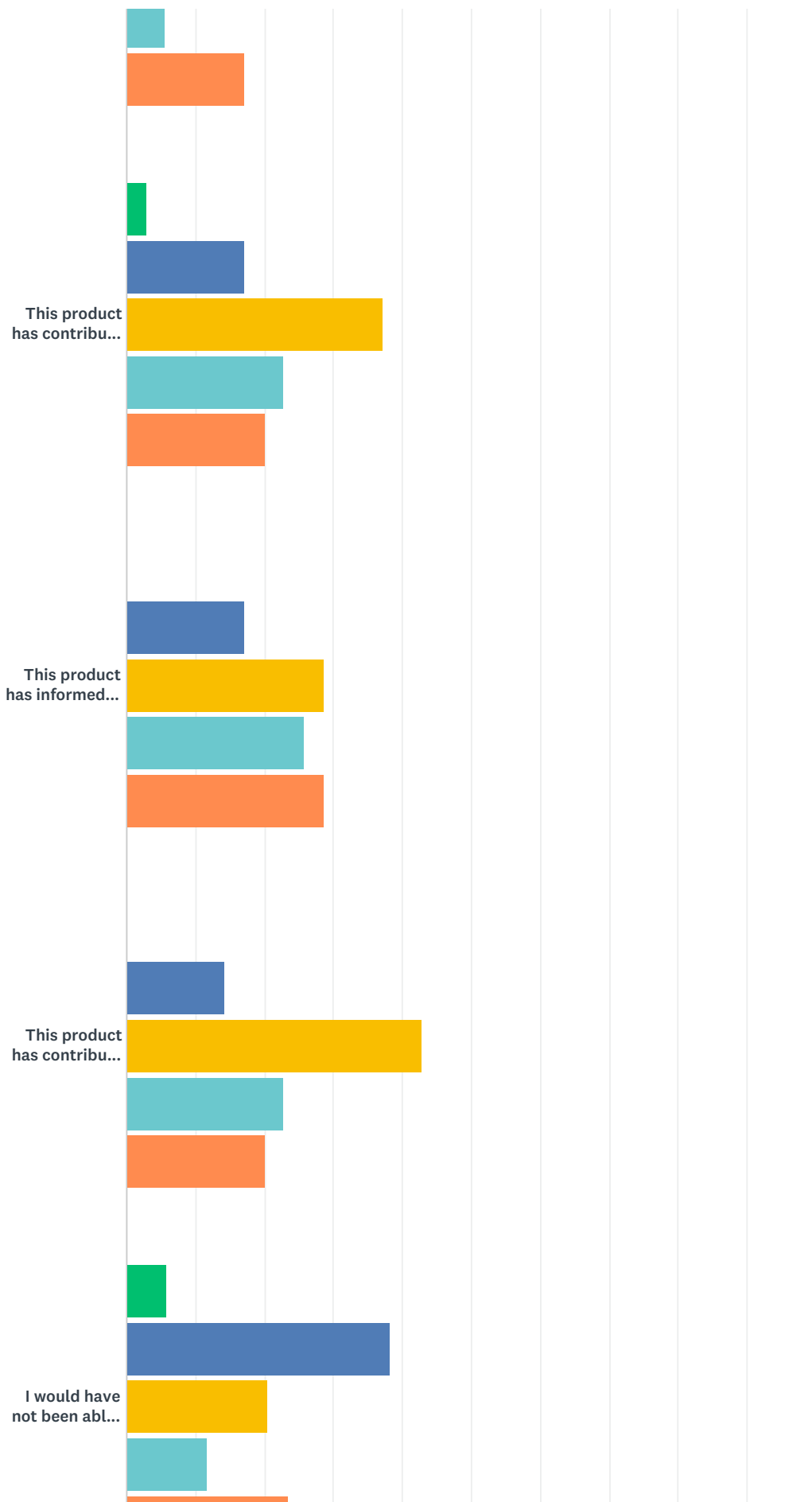
ANSWER CHOICES	RESPONSES	
Yes	8.33%	4
No	33.33%	16
If Yes, could you please indicate which one(s) you use and if you share these with others?	58.33%	28
TOTAL		48

Q8 Do you agree with the following statements about the communication products you listed above?

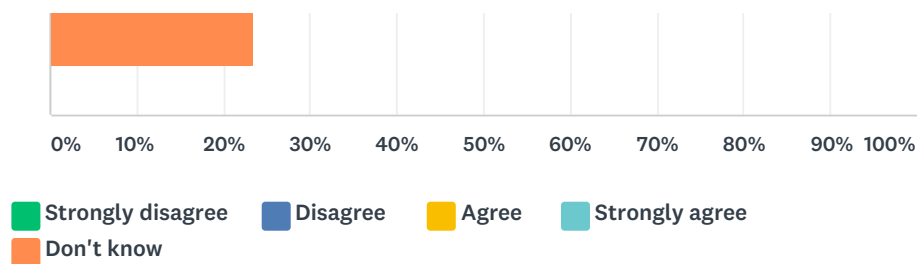
Answered: 37 Skipped: 16



EMPRES 2016 - FAO partners - Animal Health



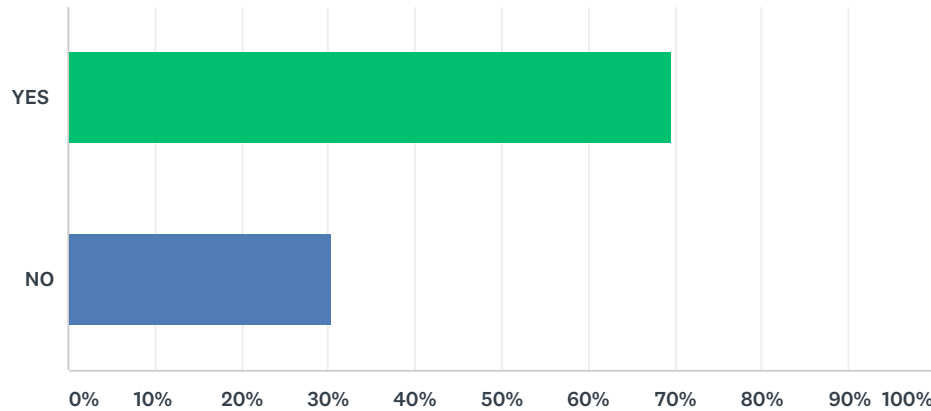
EMPRES 2016 - FAO partners - Animal Health



	STRONGLY DISAGREE	DISAGREE	AGREE	STRONGLY AGREE	DON'T KNOW	TOTAL
This product has provided technical excellence in terms of early detection, early warning, contingency planning and response to food chain crises	0.00% 0	13.89% 5	30.56% 11	44.44% 16	11.11% 4	36
This product has raised awareness on early detection, early warning, contingency planning and response to food chain crises	0.00% 0	13.89% 5	36.11% 13	38.89% 14	11.11% 4	36
This product has improved your own research, practice or performance	2.94% 1	17.65% 6	35.29% 12	26.47% 9	17.65% 6	34
This product is too general to produce any significant impact on your own research, practice or performance	20.00% 7	37.14% 13	20.00% 7	5.71% 2	17.14% 6	35
This product has contributed to develop new and/or innovative field projects	2.86% 1	17.14% 6	37.14% 13	22.86% 8	20.00% 7	35
This product has informed policy dialogue and setting	0.00% 0	17.14% 6	28.57% 10	25.71% 9	28.57% 10	35
This product has contributed to the formulation or strengthening of programmes	0.00% 0	14.29% 5	42.86% 15	22.86% 8	20.00% 7	35
I would have not been able to achieve the same results without this product	5.88% 2	38.24% 13	20.59% 7	11.76% 4	23.53% 8	34

Q9 Have you contributed to a response led by FAO and partners to an animal health related food chain crisis?

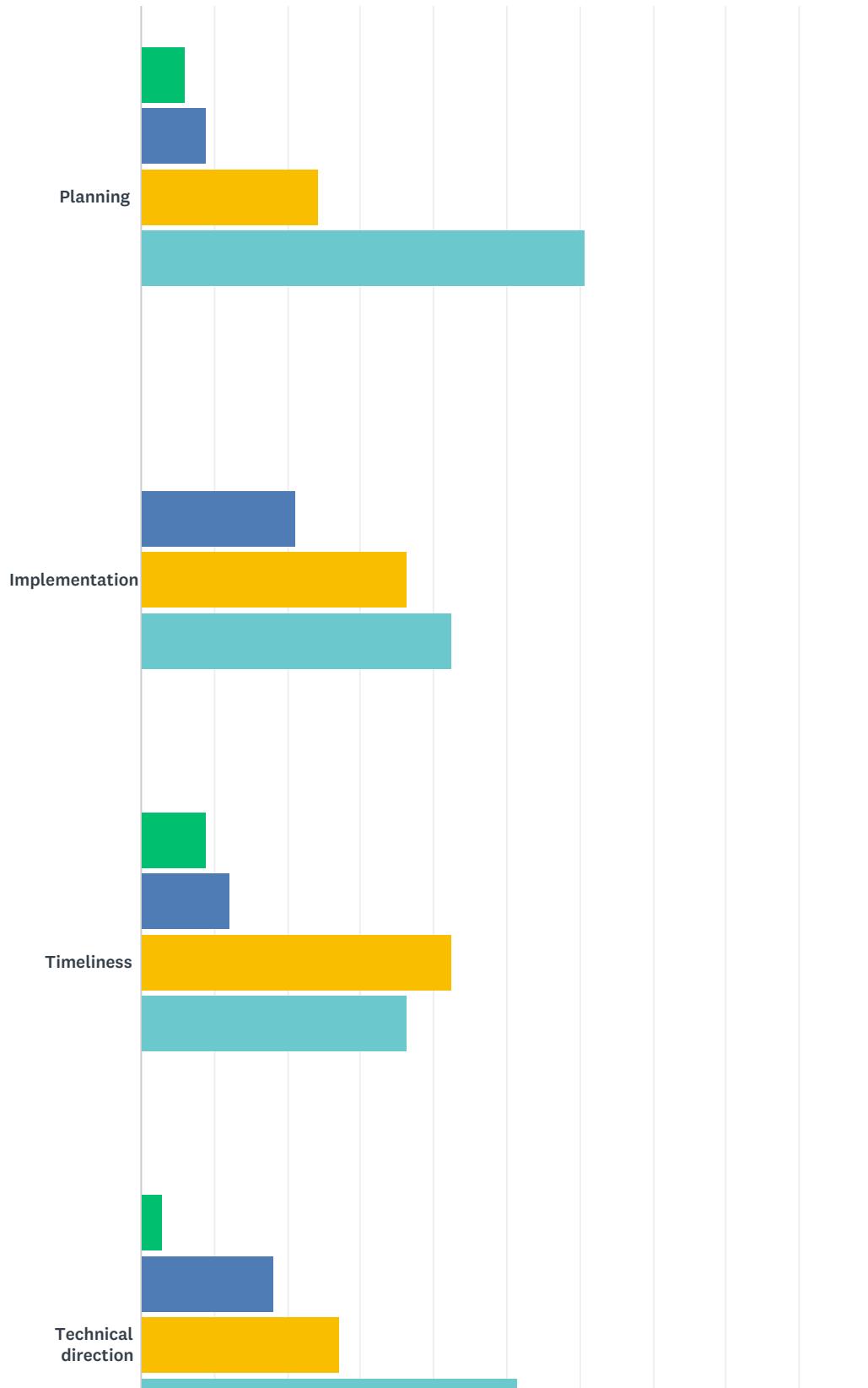
Answered: 46 Skipped: 7



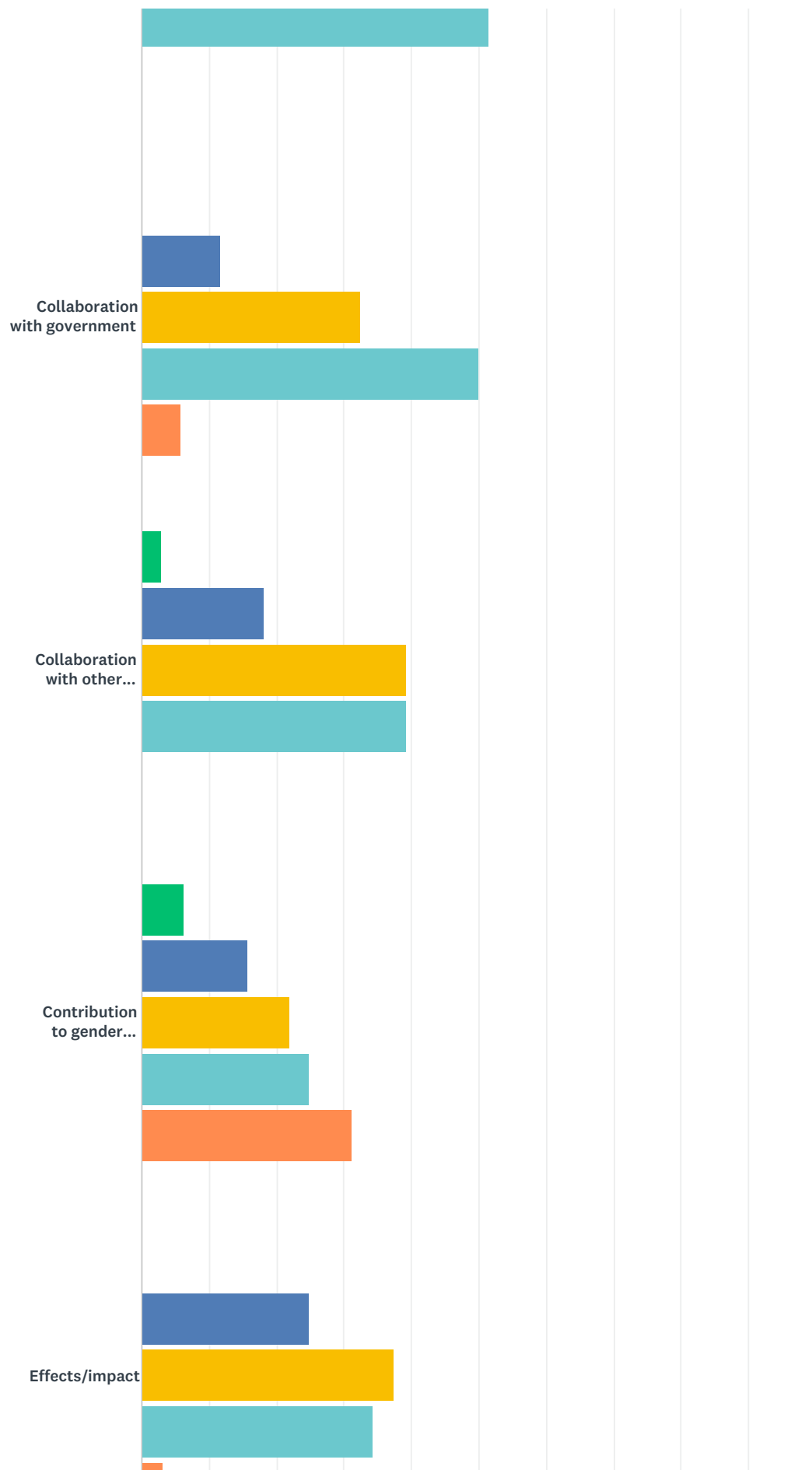
ANSWER CHOICES	RESPONSES	
YES	69.57%	32
NO	30.43%	14
TOTAL		46

Q10 If yes, how did you perceive the quality of the FAO support in terms of:

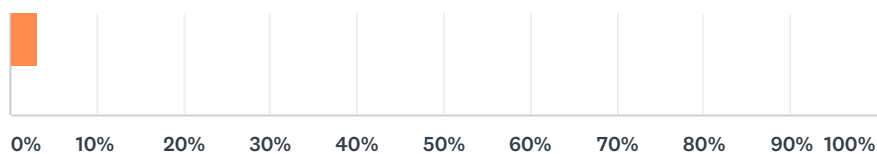
Answered: 34 Skipped: 19



EMPRES 2016 - FAO partners - Animal Health



EMPRES 2016 - FAO partners - Animal Health

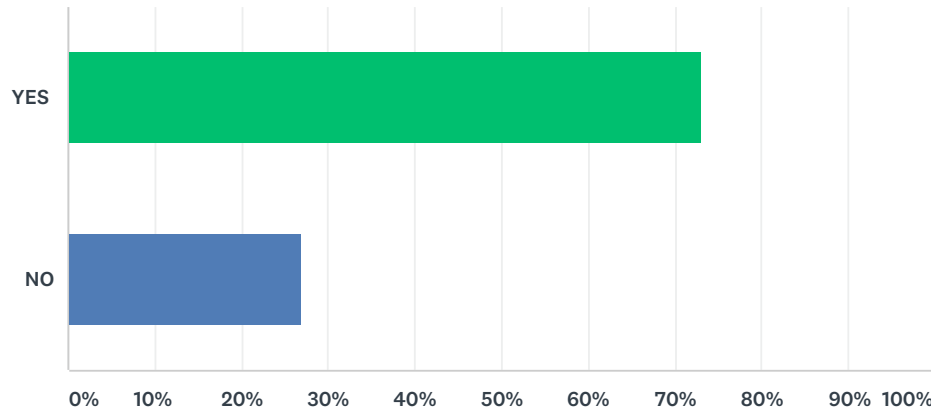


■ Poor
 ■ Fair
 ■ Good
 ■ Very good
 ■ Don't know

	POOR	FAIR	GOOD	VERY GOOD	DON'T KNOW	TOTAL
Planning	6.06% 2	9.09% 3	24.24% 8	60.61% 20	0.00% 0	33
Implementation	0.00% 0	21.21% 7	36.36% 12	42.42% 14	0.00% 0	33
Timeliness	9.09% 3	12.12% 4	42.42% 14	36.36% 12	0.00% 0	33
Technical direction	3.03% 1	18.18% 6	27.27% 9	51.52% 17	0.00% 0	33
Collaboration with government	0.00% 0	11.76% 4	32.35% 11	50.00% 17	5.88% 2	34
Collaboration with other partner(s)	3.03% 1	18.18% 6	39.39% 13	39.39% 13	0.00% 0	33
Contribution to gender equality	6.25% 2	15.63% 5	21.88% 7	25.00% 8	31.25% 10	32
Effects/impact	0.00% 0	25.00% 8	37.50% 12	34.38% 11	3.13% 1	32

Q11 Was the crisis controlled or minimized as a result of the FAO supported response?

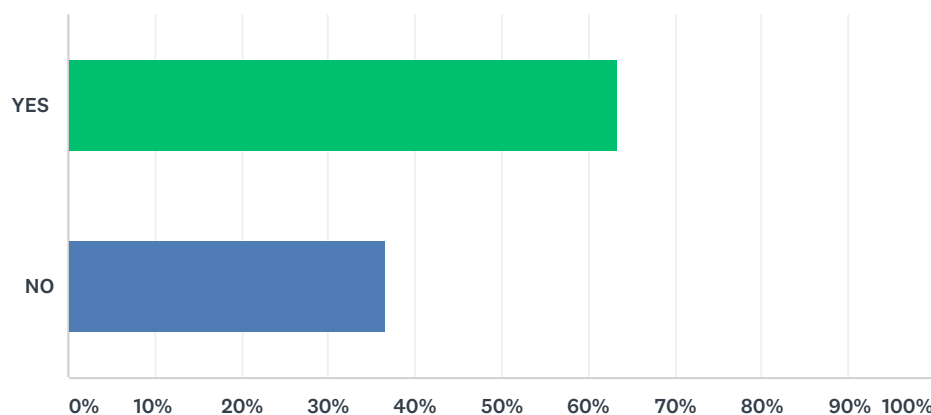
Answered: 37 Skipped: 16



ANSWER CHOICES	RESPONSES	
YES	72.97%	27
NO	27.03%	10
TOTAL		37

Q12 Do you know if lessons learned from a response were shared?

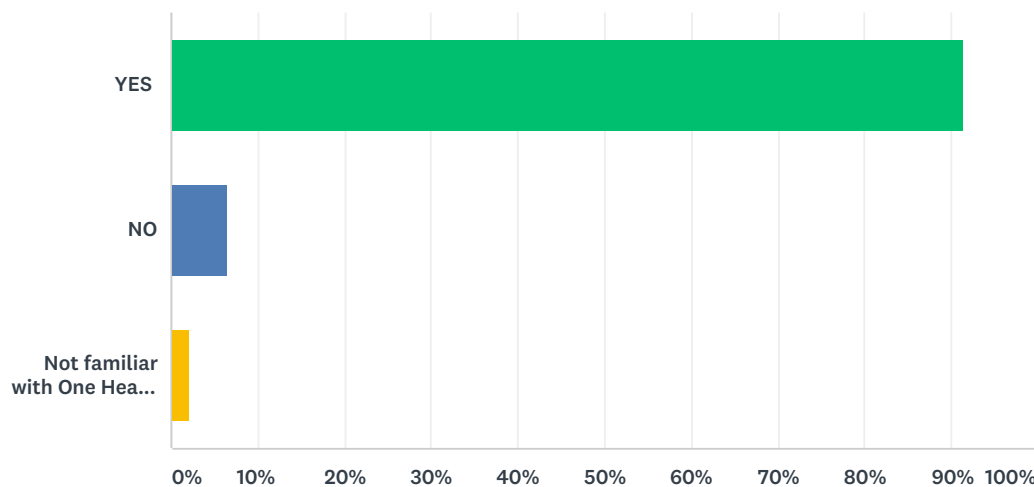
Answered: 41 Skipped: 12



ANSWER CHOICES		RESPONSES	
YES		63.41%	26
NO		36.59%	15
TOTAL			41

Q13 The One Health approach recognizes that the health of humans, plants and ecosystems are interconnected. This concept involves applying a coordinated, collaborative, multidisciplinary and cross-sectoral approach to address complex challenges that threaten human and plant health, food security and the environments where diseases flourish. It also reflects the disease dynamics into the broader context of sustainable agriculture, socio-economic development, environment protection and sustainability. In your area of work, do you see the added value of adopting the One Health approach?

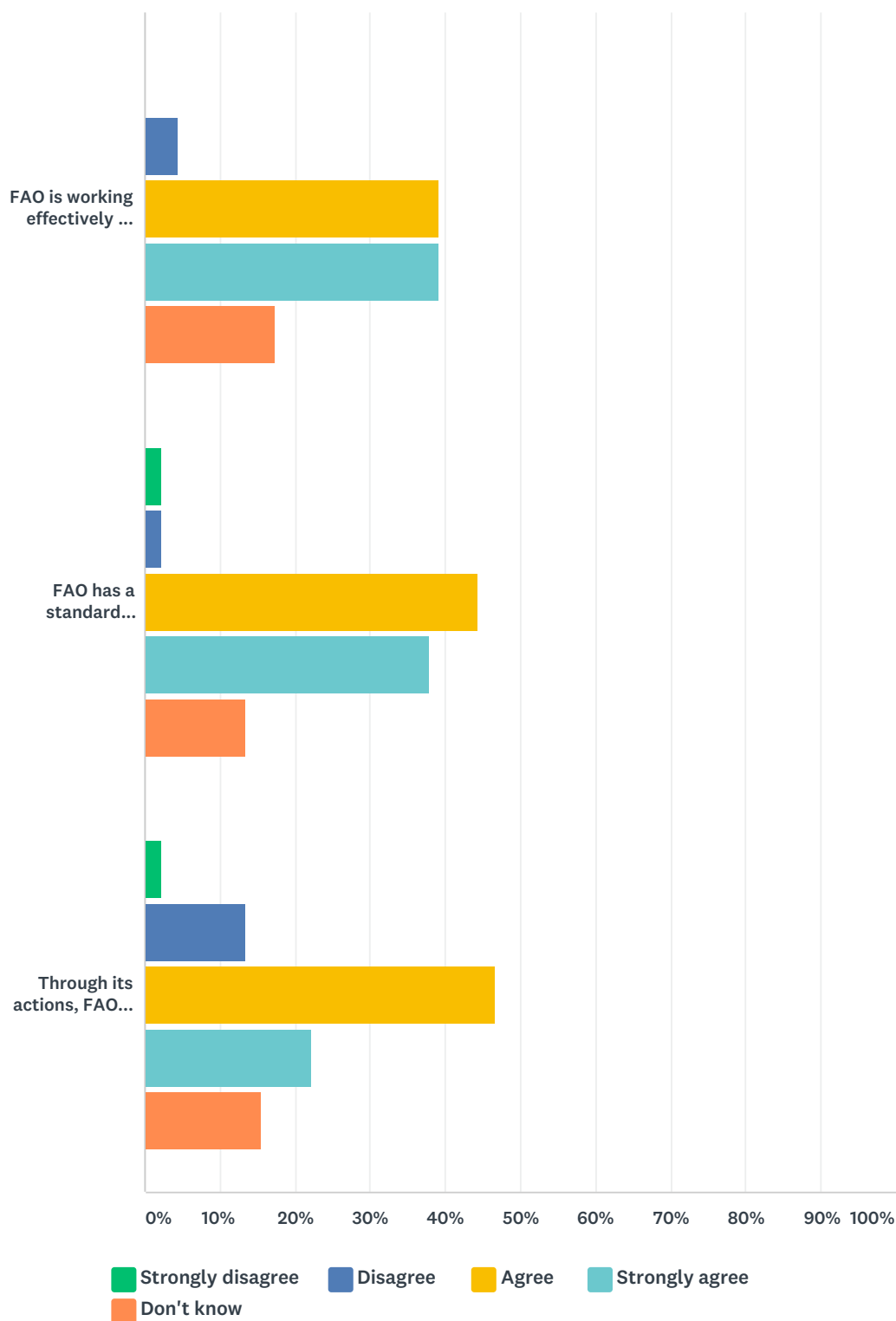
Answered: 47 Skipped: 6



ANSWER CHOICES	RESPONSES	
YES	91.49%	43
NO	6.38%	3
Not familiar with One Health	2.13%	1
TOTAL		47

Q14 Do you agree with the following statements?

Answered: 46 Skipped: 7



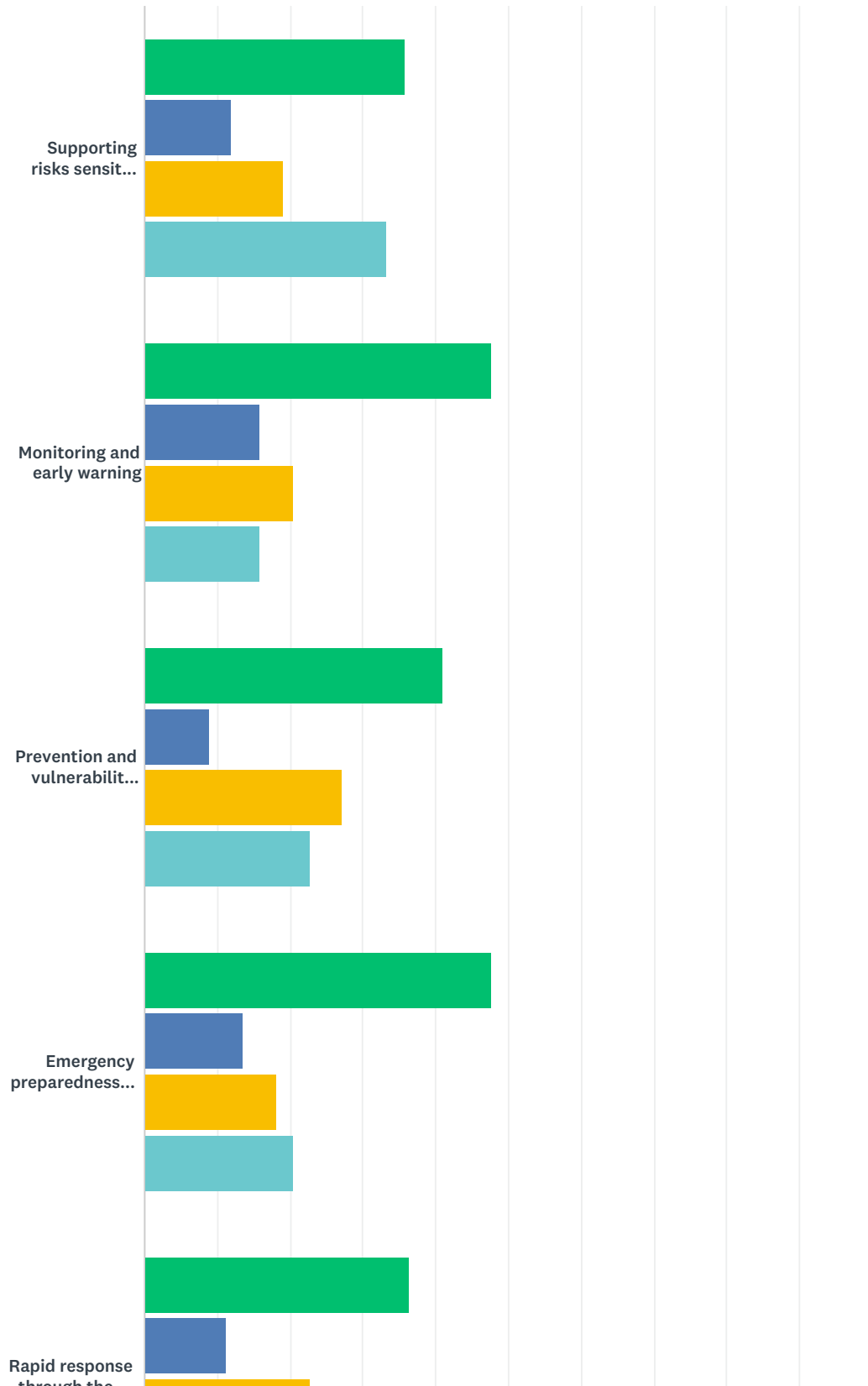
	STRONGLY DISAGREE	DISAGREE	AGREE	STRONGLY AGREE	DON'T KNOW	TOTAL
--	-------------------	----------	-------	----------------	------------	-------

EMPRES 2016 - FAO partners - Animal Health

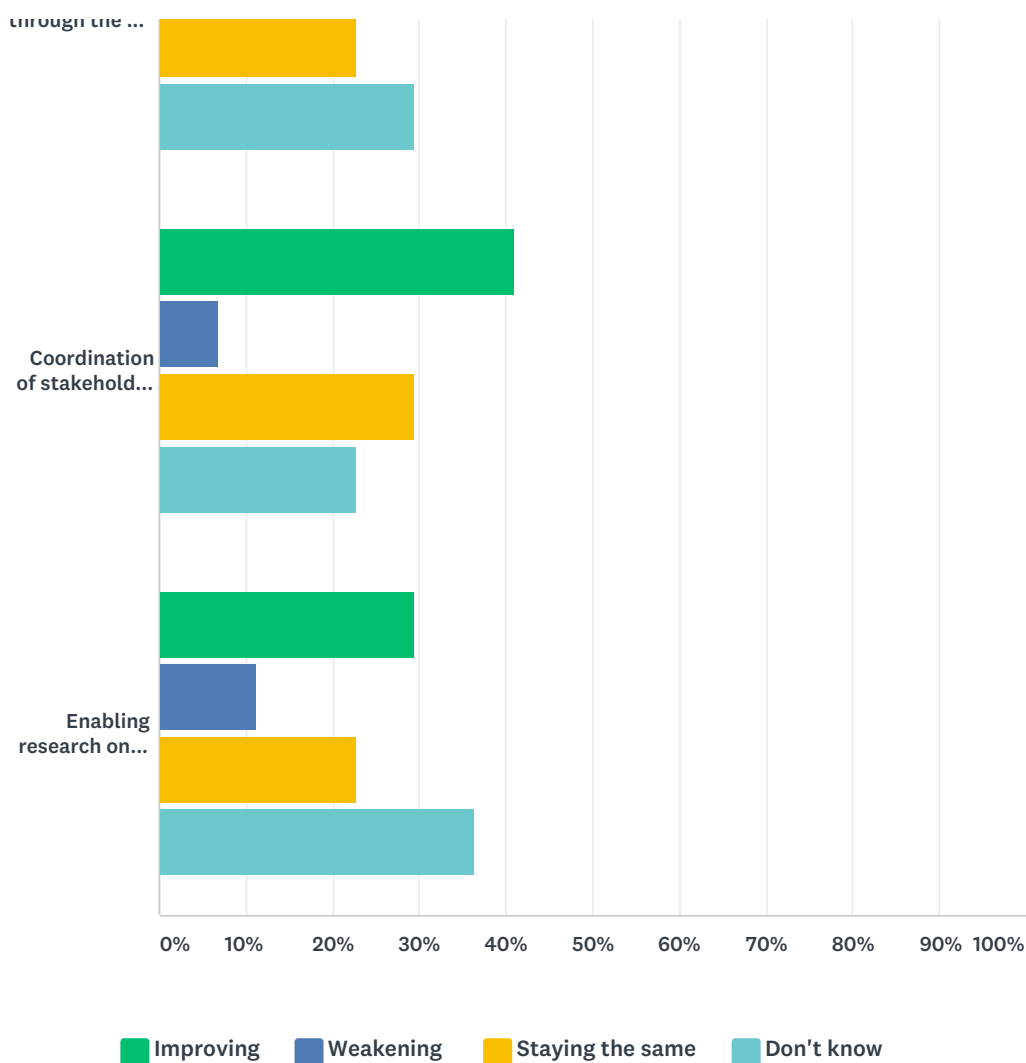
FAO is working effectively for building resilience to food chain crises affecting animal health	0.00% 0	4.35% 2	39.13% 18	39.13% 18	17.39% 8	46
FAO has a standard setting and guidance role to play in addressing food chain crises affecting animal health	2.22% 1	2.22% 1	44.44% 20	37.78% 17	13.33% 6	45
Through its actions, FAO ensures sustainability when it comes to building resilience to food chain crisis affecting animal health	2.22% 1	13.33% 6	46.67% 21	22.22% 10	15.56% 7	45

Q15 In the last four years, how do you see FAO efforts in the following resilience building areas of animal health?

Answered: 44 Skipped: 9



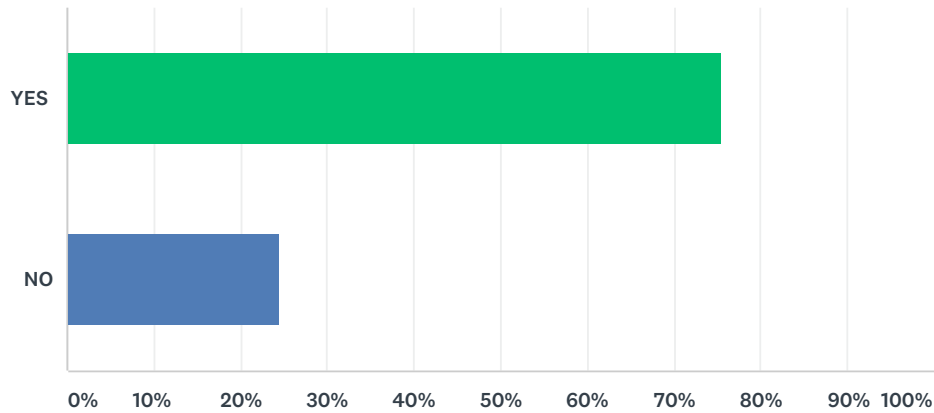
EMPRES 2016 - FAO partners - Animal Health



	IMPROVING	WEAKENING	STAYING THE SAME	DON'T KNOW	TOTAL
Supporting risks sensitive policies	35.71% 15	11.90% 5	19.05% 8	33.33% 14	42
Monitoring and early warning	47.73% 21	15.91% 7	20.45% 9	15.91% 7	44
Prevention and vulnerability reduction	40.91% 18	9.09% 4	27.27% 12	22.73% 10	44
Emergency preparedness and mid to long term response	47.73% 21	13.64% 6	18.18% 8	20.45% 9	44
Rapid response through the FAO Crisis Management Center	36.36% 16	11.36% 5	22.73% 10	29.55% 13	44
Coordination of stakeholders involved in animal health crises	40.91% 18	6.82% 3	29.55% 13	22.73% 10	44
Enabling research on animal health crises	29.55% 13	11.36% 5	22.73% 10	36.36% 16	44

Q16 Do you know of other organizations, including private sector partners, involved in food chain crises (e.g. preparedness, contingency planning, response) related to animal health?

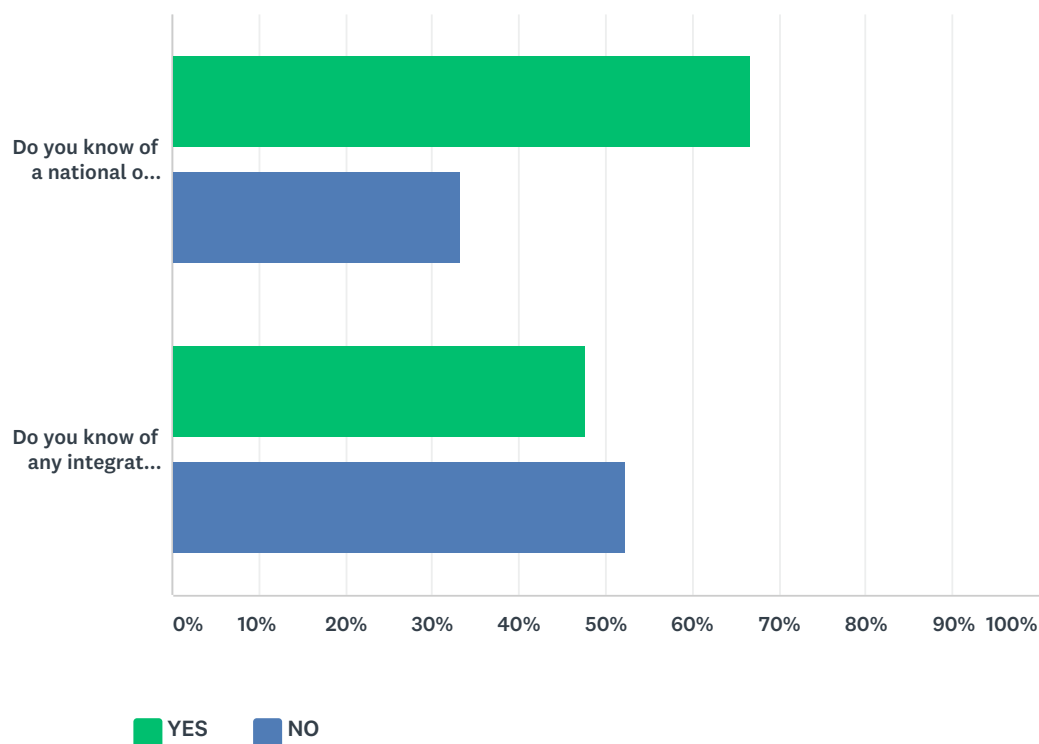
Answered: 45 Skipped: 8



ANSWER CHOICES	RESPONSES	
YES	75.56%	34
NO	24.44%	11
TOTAL		45

Q17 Please answer the following questions:

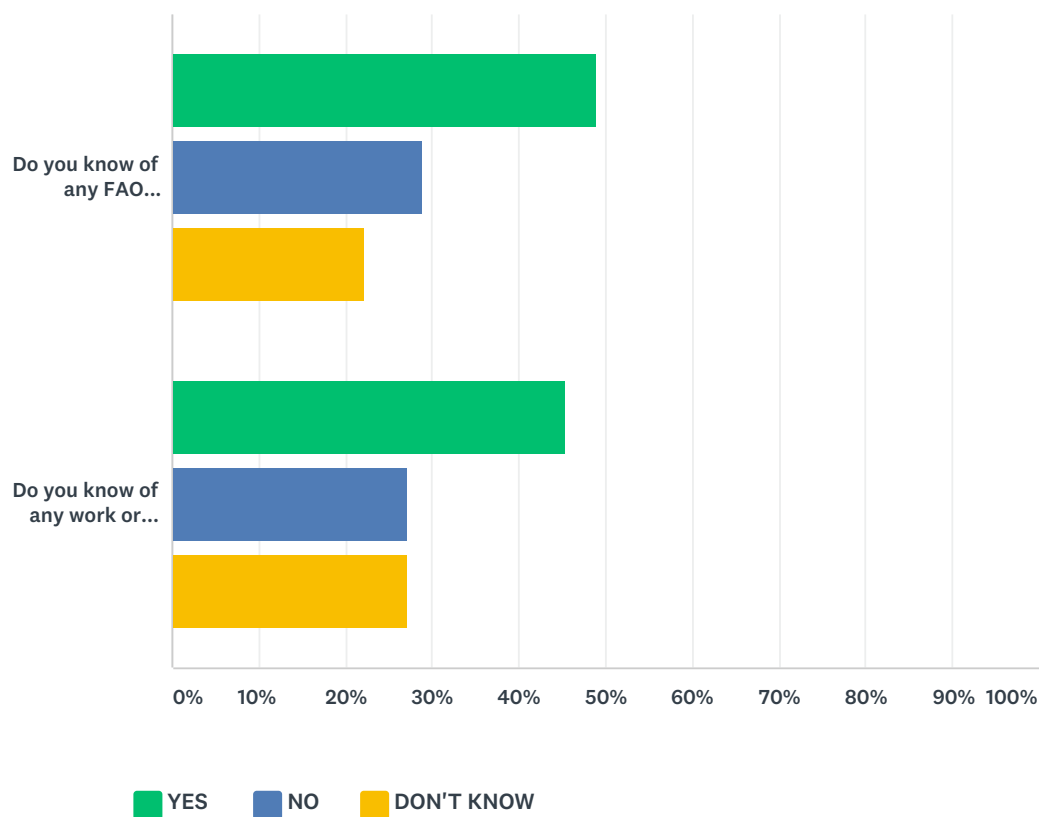
Answered: 45 Skipped: 8



	YES	NO	TOTAL
Do you know of a national or regional animal disease tracking system supported by FAO?	66.67% 30	33.33% 15	45
Do you know of any integrated monitoring system (tracking hazards and threats from multiple sectors)?	47.62% 20	52.38% 22	42

Q18 Please answer the following questions:

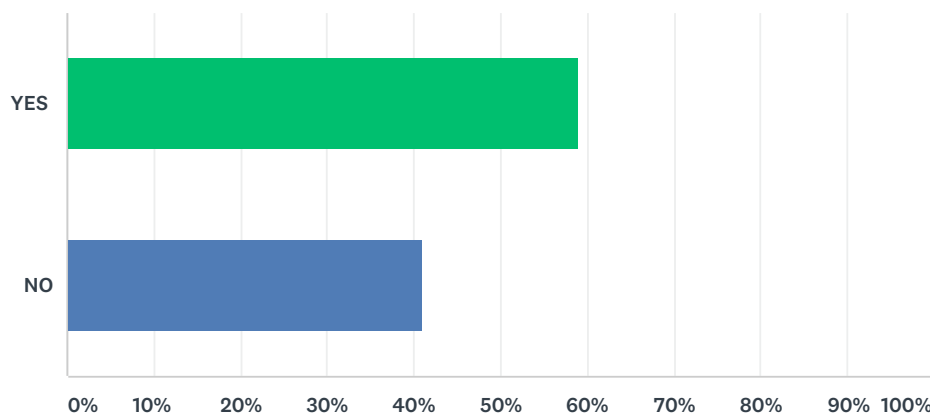
Answered: 45 Skipped: 8



	YES	NO	DON'T KNOW	TOTAL
Do you know of any FAO activity supporting disease prevention at community level related to food chain crises (animal health)?	48.89% 22	28.89% 13	22.22% 10	45
Do you know of any work or studies carried out by FAO focusing on communities and groups affected by food chain crises (animal health)?	45.45% 20	27.27% 12	27.27% 12	44

Q19 Are you aware of FAO supporting the design of preparedness or contingency plans for future crises related to animal health?

Answered: 44 Skipped: 9



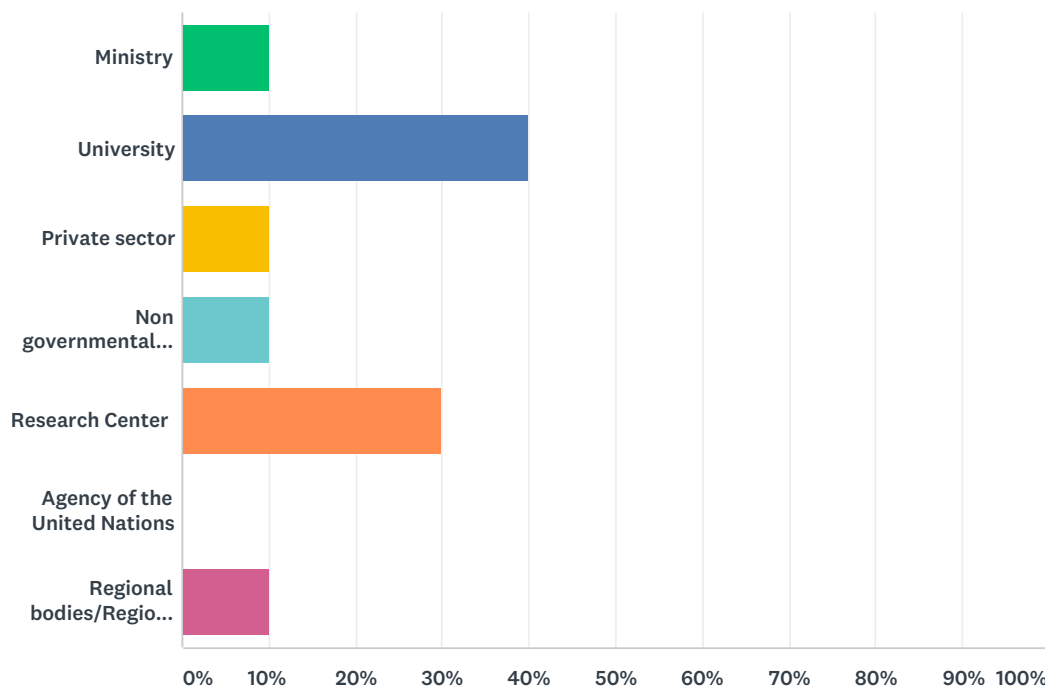
ANSWER CHOICES	RESPONSES	
YES	59.09%	26
NO	40.91%	18
TOTAL		44

Q20 Could you please list three things FAO should do to improve its efforts to build resilience to food chain crises linked to animal health?

Answered: 41 Skipped: 12

Q1 What is the type of organization you work in?

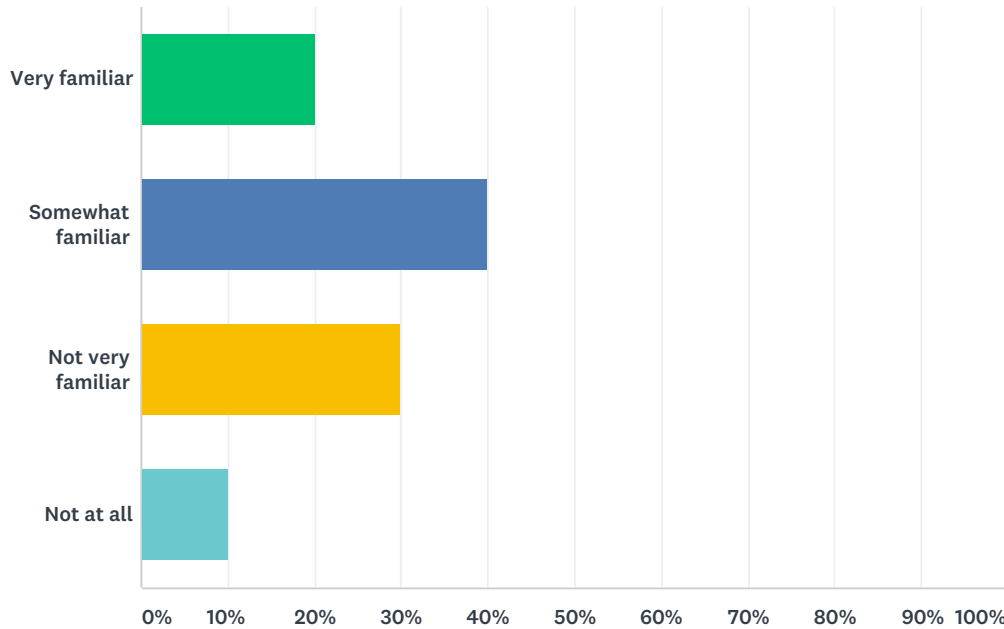
Answered: 10 Skipped: 0



ANSWER CHOICES	RESPONSES	
Ministry	10.00%	1
University	40.00%	4
Private sector	10.00%	1
Non governmental organization	10.00%	1
Research Center	30.00%	3
Agency of the United Nations	0.00%	0
Regional bodies/Regional economic communities	10.00%	1
Total Respondents: 10		

Q2 How familiar are you with the FAO Emergency Prevention System (EMPRES)?

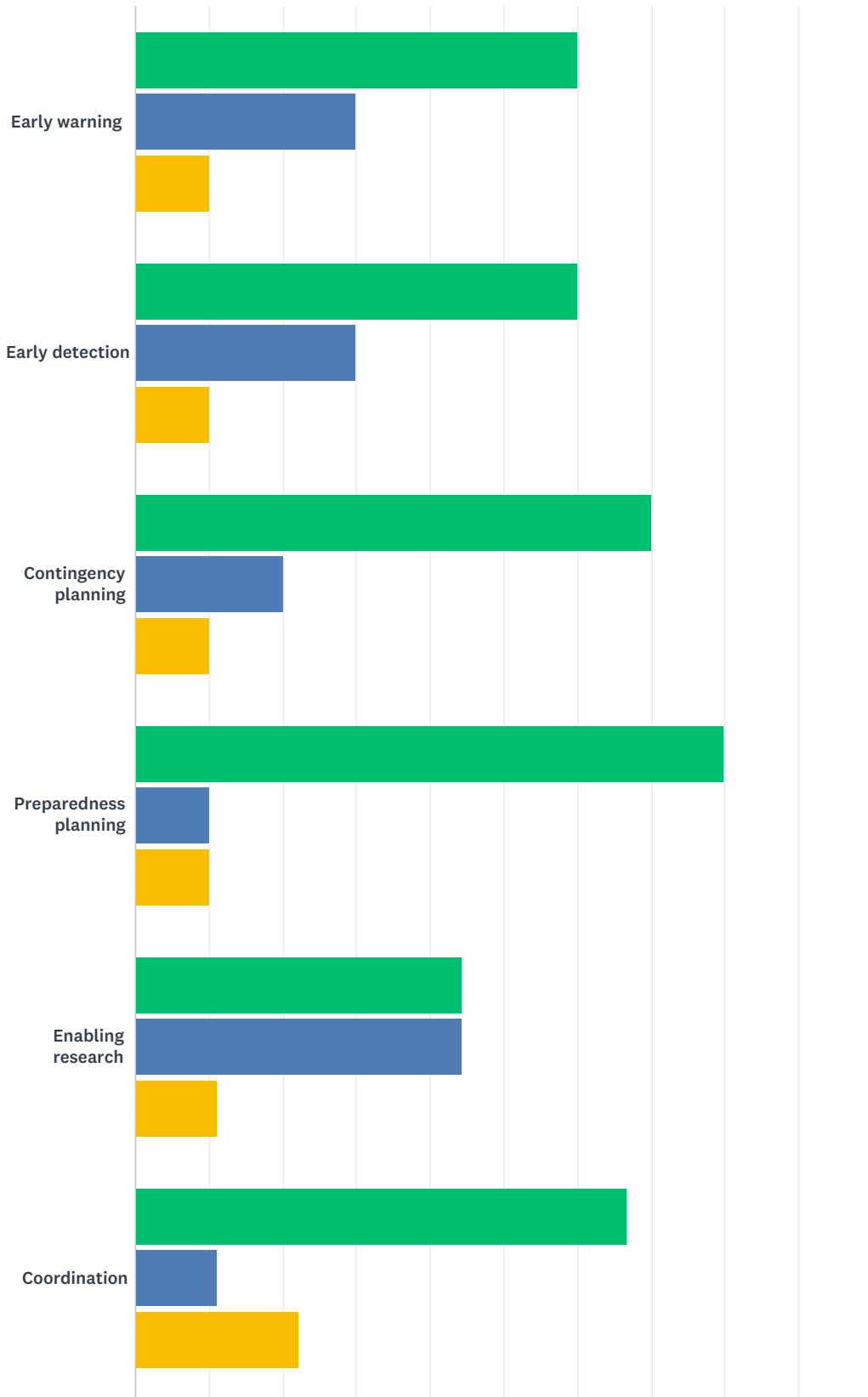
Answered: 10 Skipped: 0



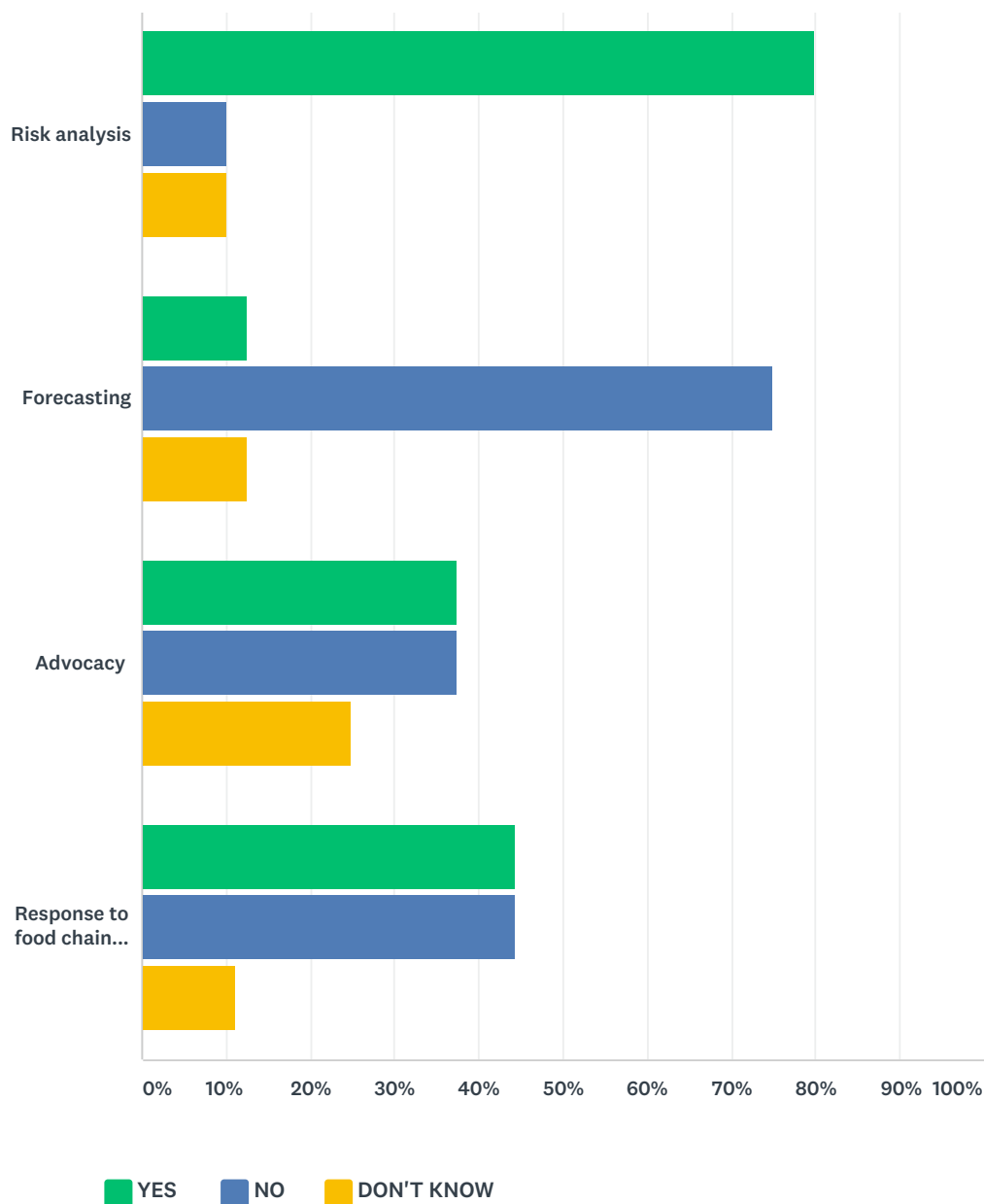
ANSWER CHOICES	RESPONSES	
Very familiar	20.00%	2
Somewhat familiar	40.00%	4
Not very familiar	30.00%	3
Not at all	10.00%	1
TOTAL		10

Q3 Are you aware of any ongoing or past capacity building activities carried out by FAO in your country or with your organization in terms of :

Answered: 10 Skipped: 0



EMPRES 2016 - FAO partners - Aquatic Animal Health



	YES	NO	DON'T KNOW	TOTAL
Early warning	60.00% 6	30.00% 3	10.00% 1	10
Early detection	60.00% 6	30.00% 3	10.00% 1	10
Contingency planning	70.00% 7	20.00% 2	10.00% 1	10
Preparedness planning	80.00% 8	10.00% 1	10.00% 1	10
Enabling research	44.44% 4	44.44% 4	11.11% 1	9
Coordination	66.67% 6	11.11% 1	22.22% 2	9
Risk analysis	80.00% 8	10.00% 1	10.00% 1	10

EMPRES 2016 - FAO partners - Aquatic Animal Health

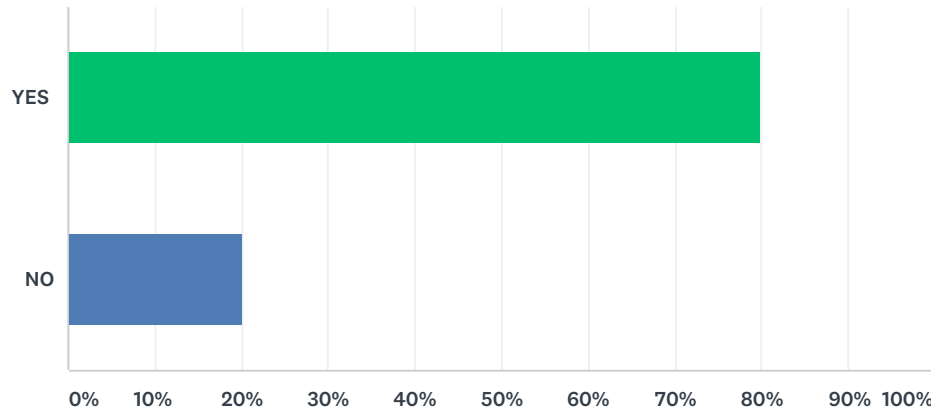
Forecasting	12.50% 1	75.00% 6	12.50% 1	8
Advocacy	37.50% 3	37.50% 3	25.00% 2	8
Response to food chain crises linked to aquatic animal health	44.44% 4	44.44% 4	11.11% 1	9

Q4 What should be FAO's priorities in terms of capacity building to address food chain crises linked to aquatic animal health ?

Answered: 9 Skipped: 1

Q5 Did you partner with FAO in relation to building resilience in the aquatic animal health sub-sector?

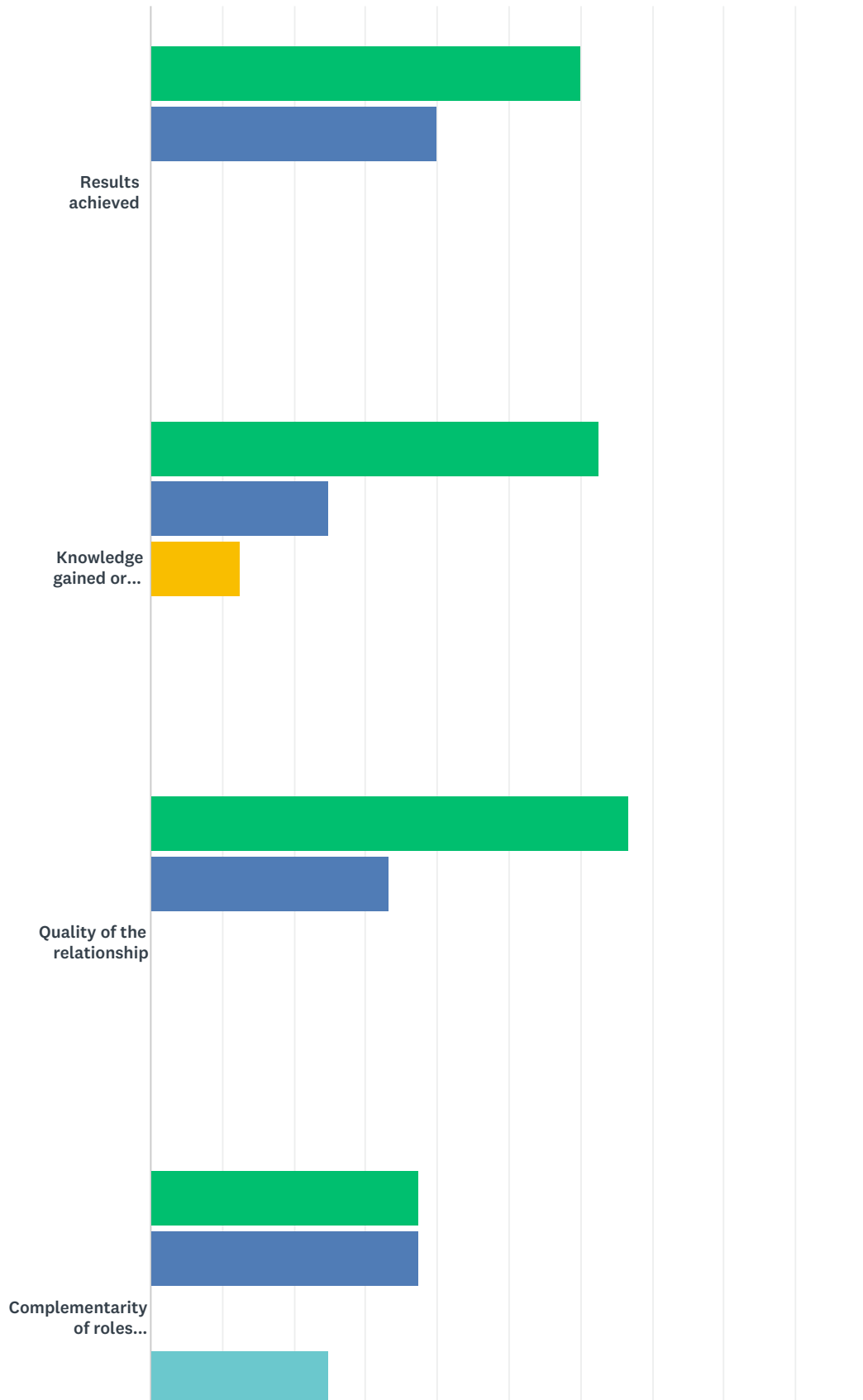
Answered: 10 Skipped: 0



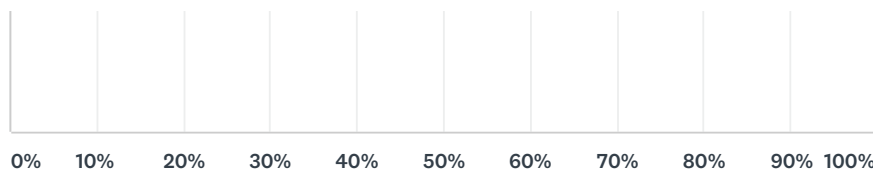
ANSWER CHOICES	RESPONSES	
YES	80.00%	8
NO	20.00%	2
TOTAL		10

Q6 If you answered yes, how would you rate this partnership in terms of

Answered: 8 Skipped: 2



EMPRES 2016 - FAO partners - Aquatic Animal Health

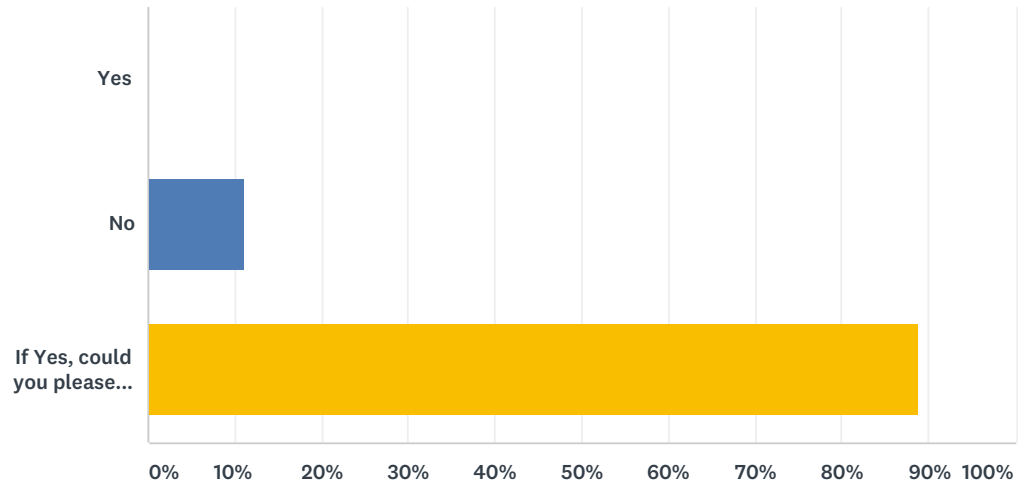


■ Excellent
 ■ Good
 ■ Fair
 ■ Poor
 ■ Very poor

	EXCELLENT	GOOD	FAIR	POOR	VERY POOR	TOTAL
Results achieved	60.00% 3	40.00% 2	0.00% 0	0.00% 0	0.00% 0	5
Knowledge gained or transferred	62.50% 5	25.00% 2	12.50% 1	0.00% 0	0.00% 0	8
Quality of the relationship	66.67% 4	33.33% 2	0.00% 0	0.00% 0	0.00% 0	6
Complementarity of roles between your organization and FAO	37.50% 3	37.50% 3	0.00% 0	25.00% 2	0.00% 0	8

Q7 Do you know any report, brochure or other communication products by FAO related to food chain crises (aquatic animal health)?

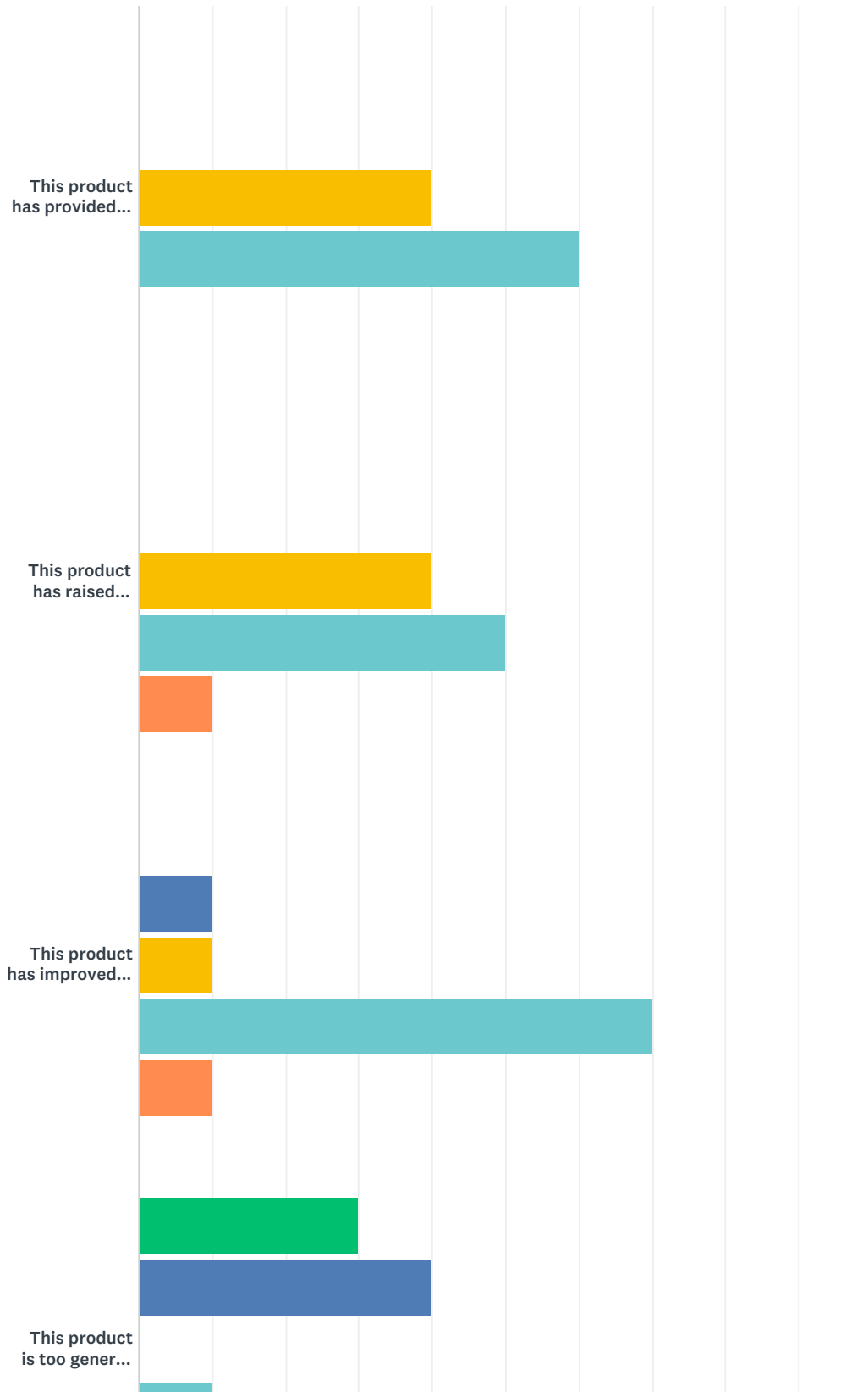
Answered: 9 Skipped: 1



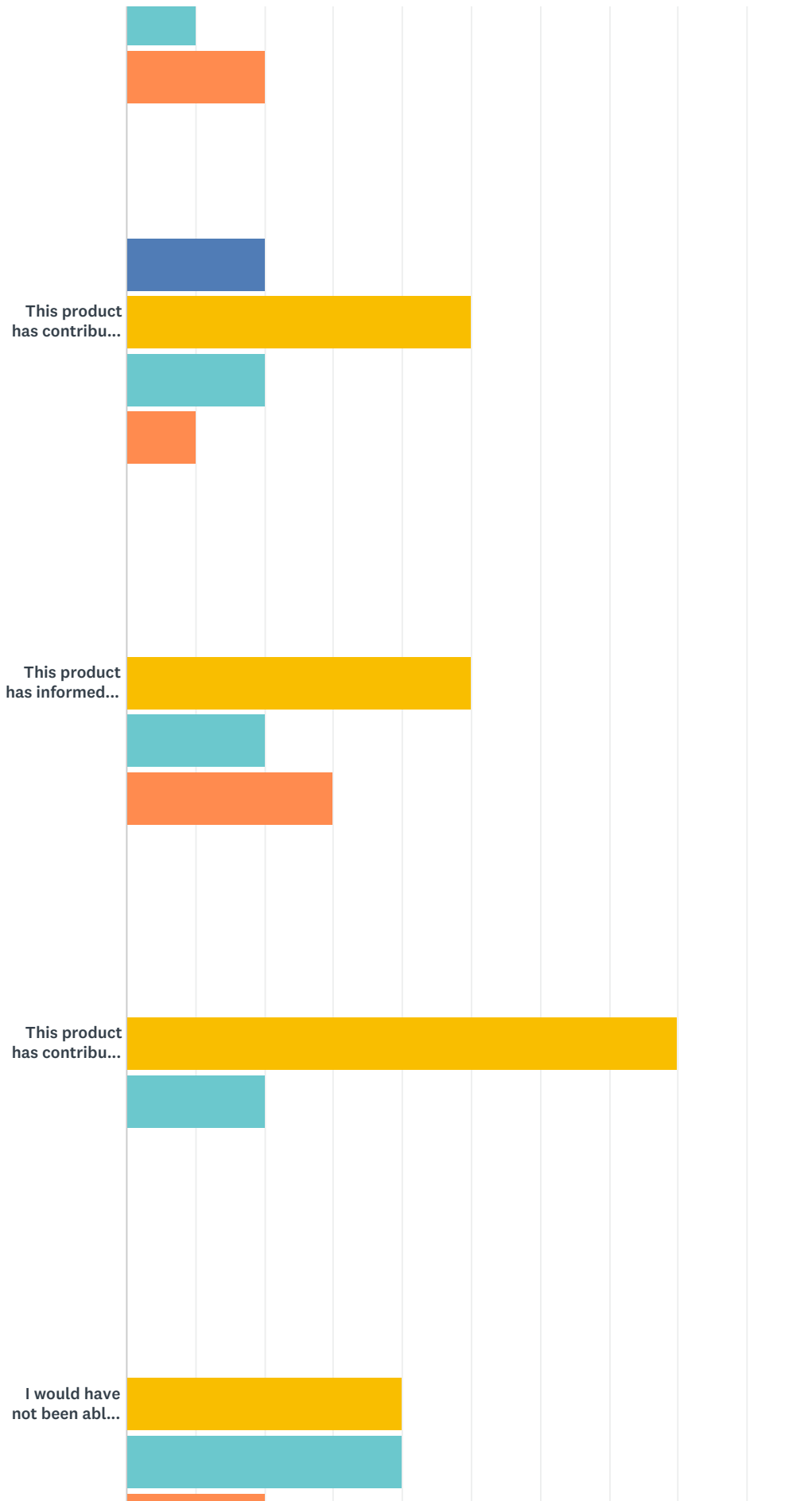
ANSWER CHOICES	RESPONSES	
Yes	0.00%	0
No	11.11%	1
If Yes, could you please indicate which one(s) you use and if you share these with others?	88.89%	8
TOTAL		9

Q8 Do you agree with the following statements about the communication products you listed above?

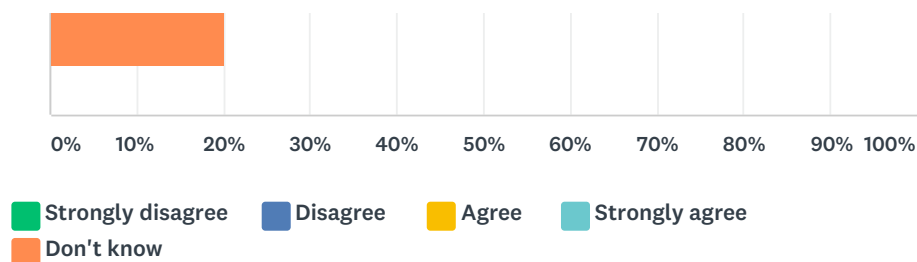
Answered: 10 Skipped: 0



EMPRES 2016 - FAO partners - Aquatic Animal Health



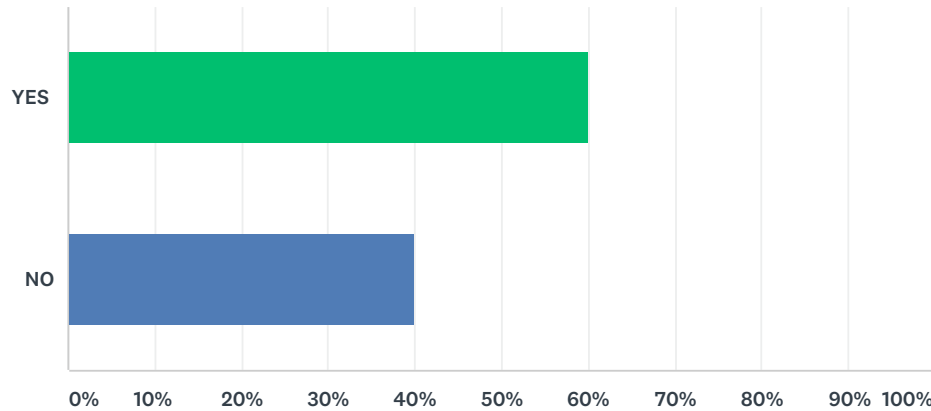
EMPRES 2016 - FAO partners - Aquatic Animal Health



	STRONGLY DISAGREE	DISAGREE	AGREE	STRONGLY AGREE	DON'T KNOW	TOTAL
This product has provided technical excellence in terms of early detection, early warning, contingency planning and response to food chain crises	0.00% 0	0.00% 0	40.00% 4	60.00% 6	0.00% 0	10
This product has raised awareness on early detection, early warning, contingency planning and response to food chain crises	0.00% 0	0.00% 0	40.00% 4	50.00% 5	10.00% 1	10
This product has improved your own research, practice or performance	0.00% 0	10.00% 1	10.00% 1	70.00% 7	10.00% 1	10
This product is too general to produce any significant impact on your own research, practice or performance	30.00% 3	40.00% 4	0.00% 0	10.00% 1	20.00% 2	10
This product has contributed to develop new and/or innovative field projects	0.00% 0	20.00% 2	50.00% 5	20.00% 2	10.00% 1	10
This product has informed policy dialogue and setting	0.00% 0	0.00% 0	50.00% 5	20.00% 2	30.00% 3	10
This product has contributed to the formulation or strengthening of programmes	0.00% 0	0.00% 0	80.00% 8	20.00% 2	0.00% 0	10
I would have not been able to achieve the same results without this product	0.00% 0	0.00% 0	40.00% 4	40.00% 4	20.00% 2	10

Q9 Have you contributed to a response led by FAO and partners to an aquatic animal health related food chain crisis?

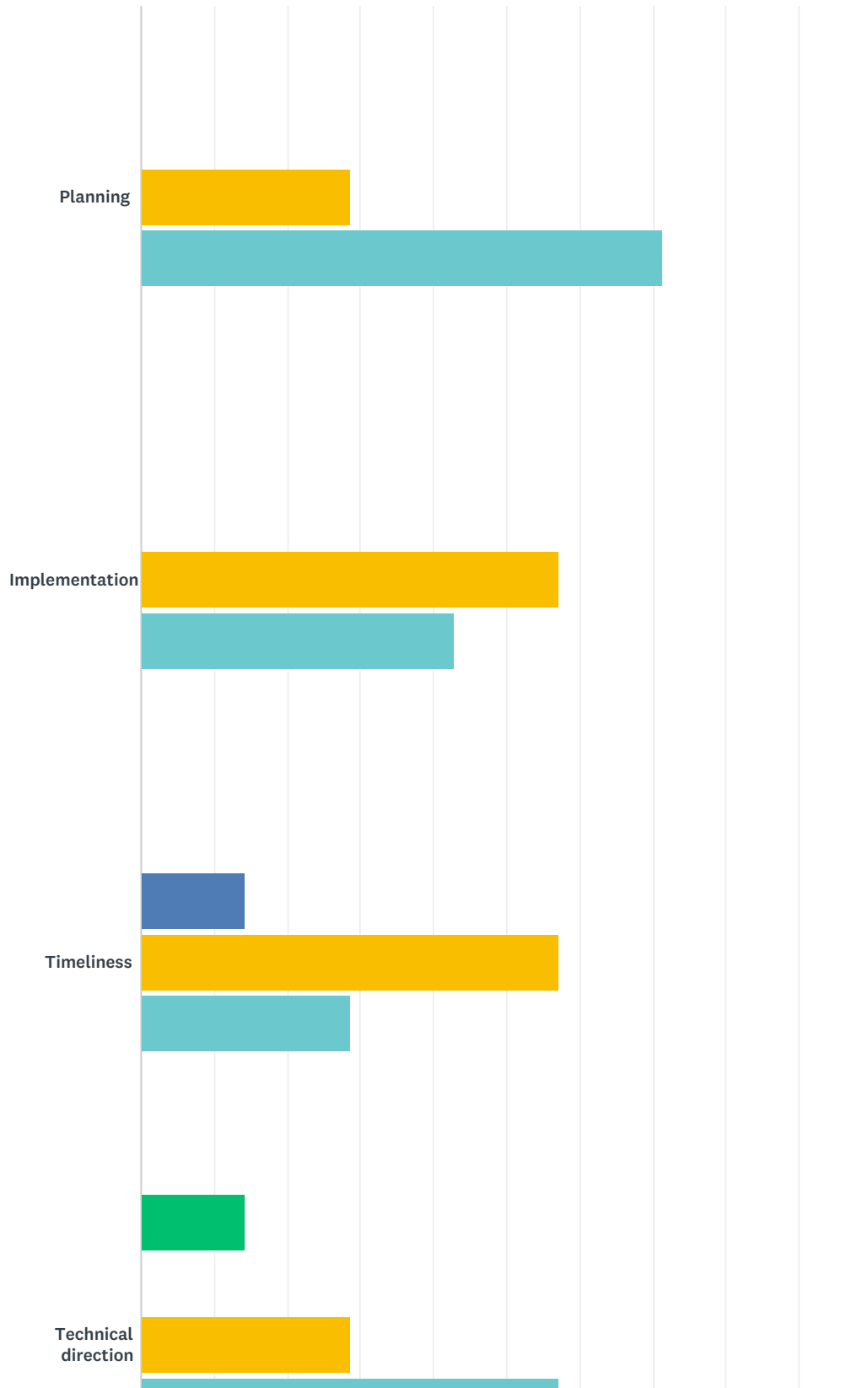
Answered: 10 Skipped: 0



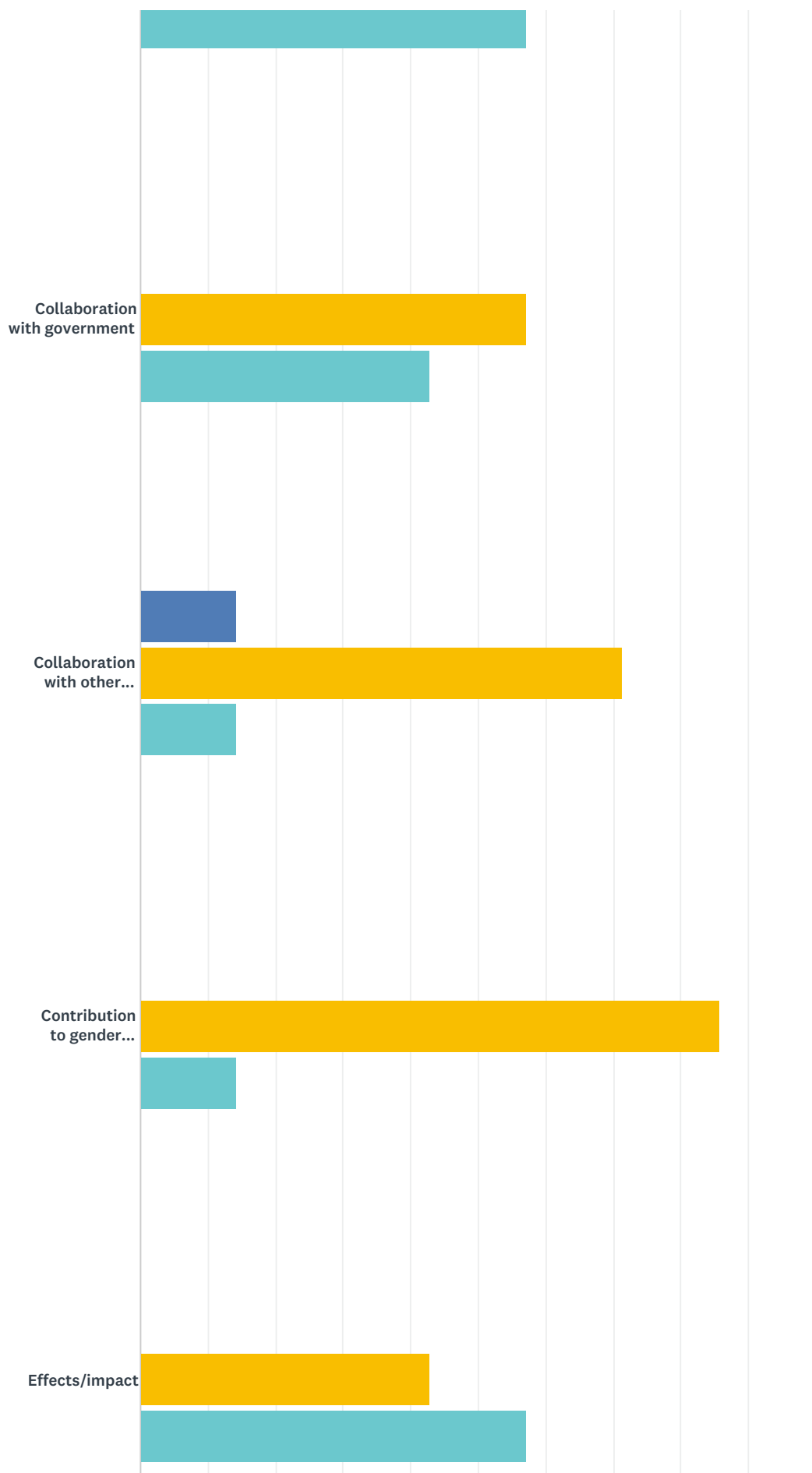
ANSWER CHOICES	RESPONSES	
YES	60.00%	6
NO	40.00%	4
TOTAL		10

Q10 If yes, how did you perceive the quality of the FAO support in terms of:

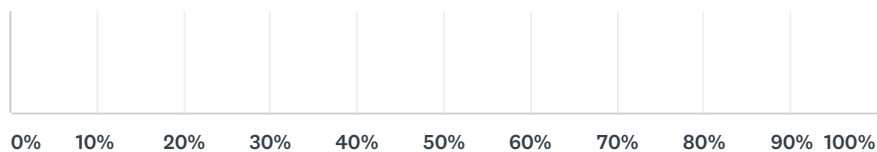
Answered: 7 Skipped: 3



EMPRES 2016 - FAO partners - Aquatic Animal Health



EMPRES 2016 - FAO partners - Aquatic Animal Health

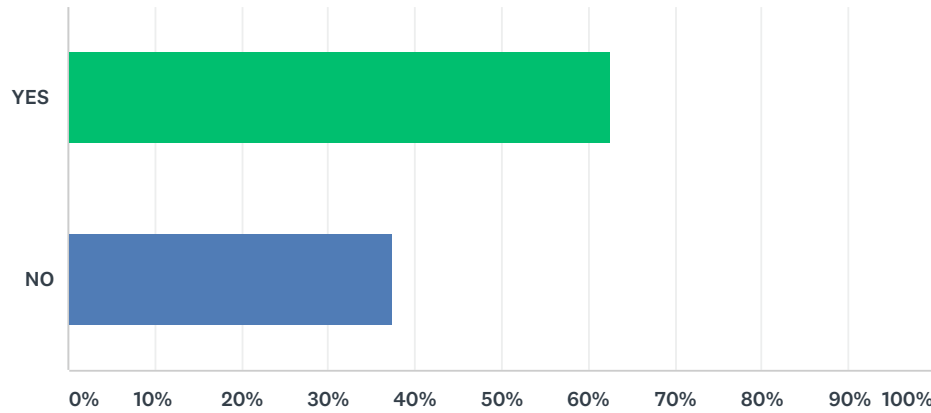


■ Poor
 ■ Fair
 ■ Good
 ■ Very good
 ■ Don't know

	POOR	FAIR	GOOD	VERY GOOD	DON'T KNOW	TOTAL
Planning	0.00% 0	0.00% 0	28.57% 2	71.43% 5	0.00% 0	7
Implementation	0.00% 0	0.00% 0	57.14% 4	42.86% 3	0.00% 0	7
Timeliness	0.00% 0	14.29% 1	57.14% 4	28.57% 2	0.00% 0	7
Technical direction	14.29% 1	0.00% 0	28.57% 2	57.14% 4	0.00% 0	7
Collaboration with government	0.00% 0	0.00% 0	57.14% 4	42.86% 3	0.00% 0	7
Collaboration with other partner(s)	0.00% 0	14.29% 1	71.43% 5	14.29% 1	0.00% 0	7
Contribution to gender equality	0.00% 0	0.00% 0	85.71% 6	14.29% 1	0.00% 0	7
Effects/impact	0.00% 0	0.00% 0	42.86% 3	57.14% 4	0.00% 0	7

Q11 Was the crisis controlled or minimized as a result of the FAO supported response?

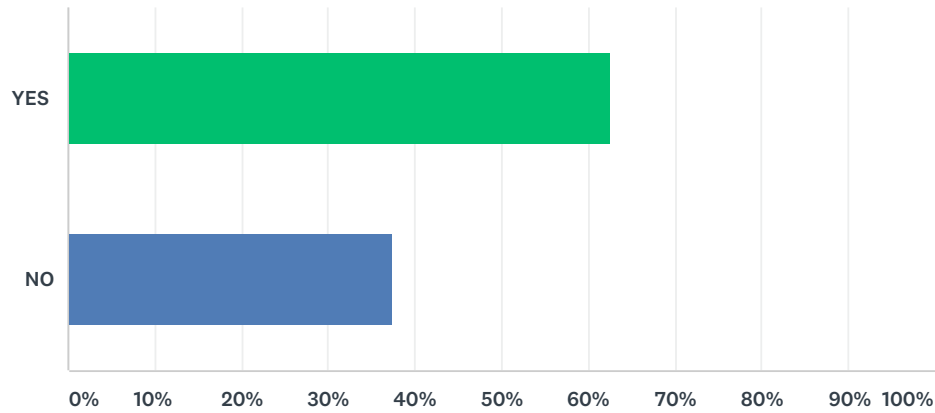
Answered: 8 Skipped: 2



ANSWER CHOICES	RESPONSES	
YES	62.50%	5
NO	37.50%	3
TOTAL		8

Q12 Do you know if lessons learned from a response were shared?

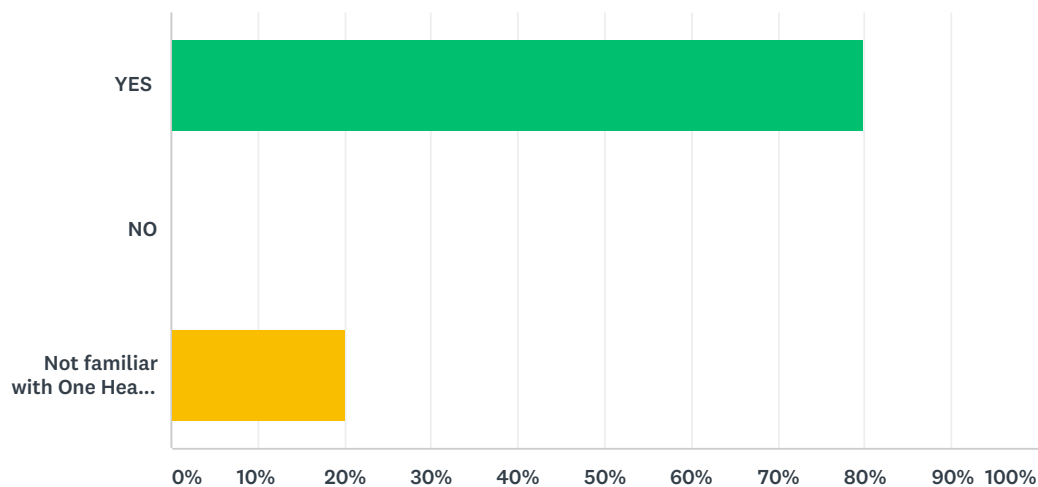
Answered: 8 Skipped: 2



ANSWER CHOICES		RESPONSES	
YES		62.50%	5
NO		37.50%	3
TOTAL			8

Q13 The One Health approach recognizes that the health of humans, plants and ecosystems are interconnected. This concept involves applying a coordinated, collaborative, multidisciplinary and cross-sectoral approach to address complex challenges that threaten human and plant health, food security and the environments where diseases flourish. It also reflects the disease dynamics into the broader context of sustainable agriculture, socio-economic development, environment protection and sustainability. In your area of work, do you see the added value of adopting the One Health approach?

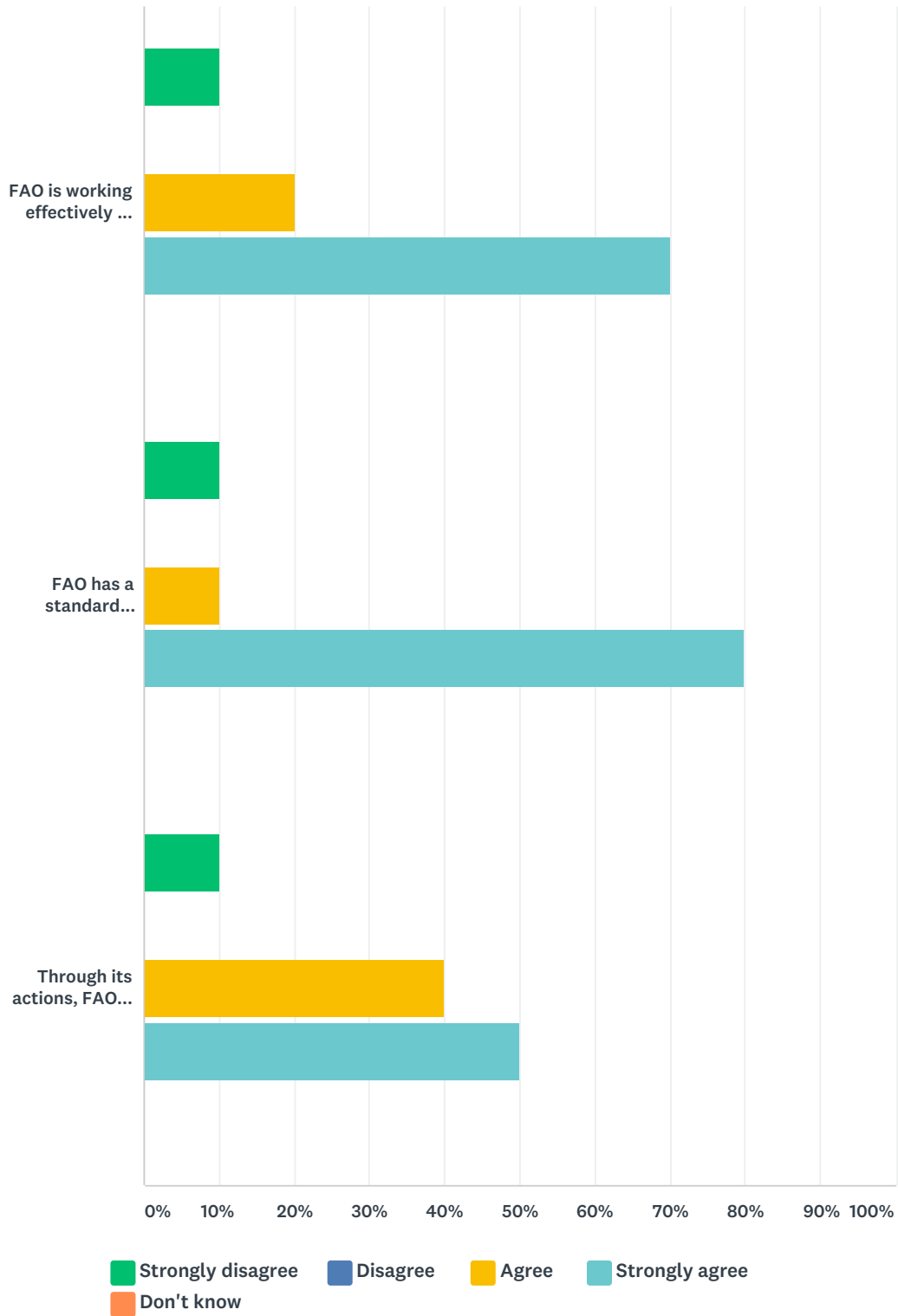
Answered: 10 Skipped: 0



ANSWER CHOICES	RESPONSES	
YES	80.00%	8
NO	0.00%	0
Not familiar with One Health	20.00%	2
TOTAL		10

Q14 Do you agree with the following statements?

Answered: 10 Skipped: 0



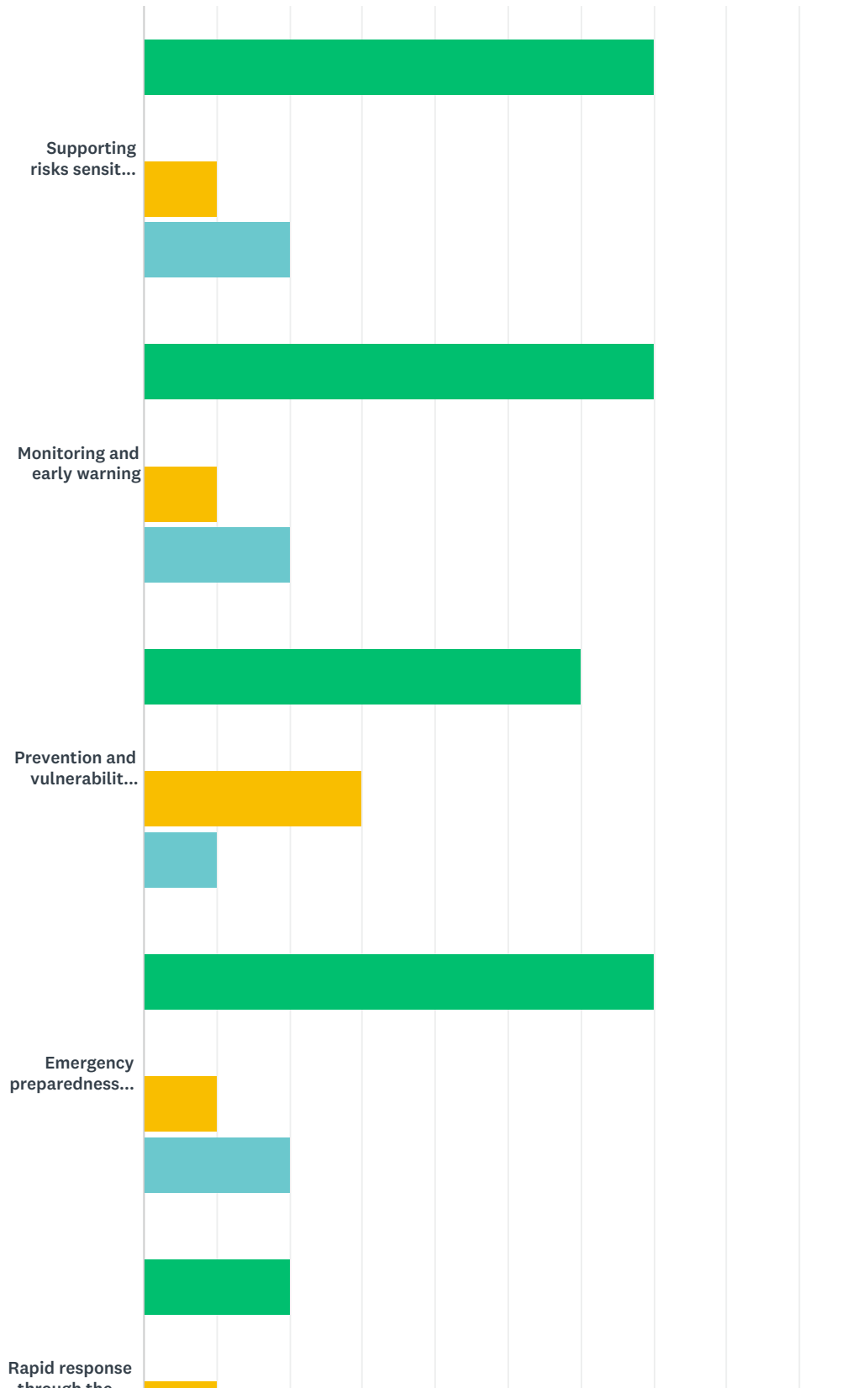
	STRONGLY DISAGREE	DISAGREE	AGREE	STRONGLY AGREE	DON'T KNOW	TOTAL
--	-------------------	----------	-------	----------------	------------	-------

EMPRES 2016 - FAO partners - Aquatic Animal Health

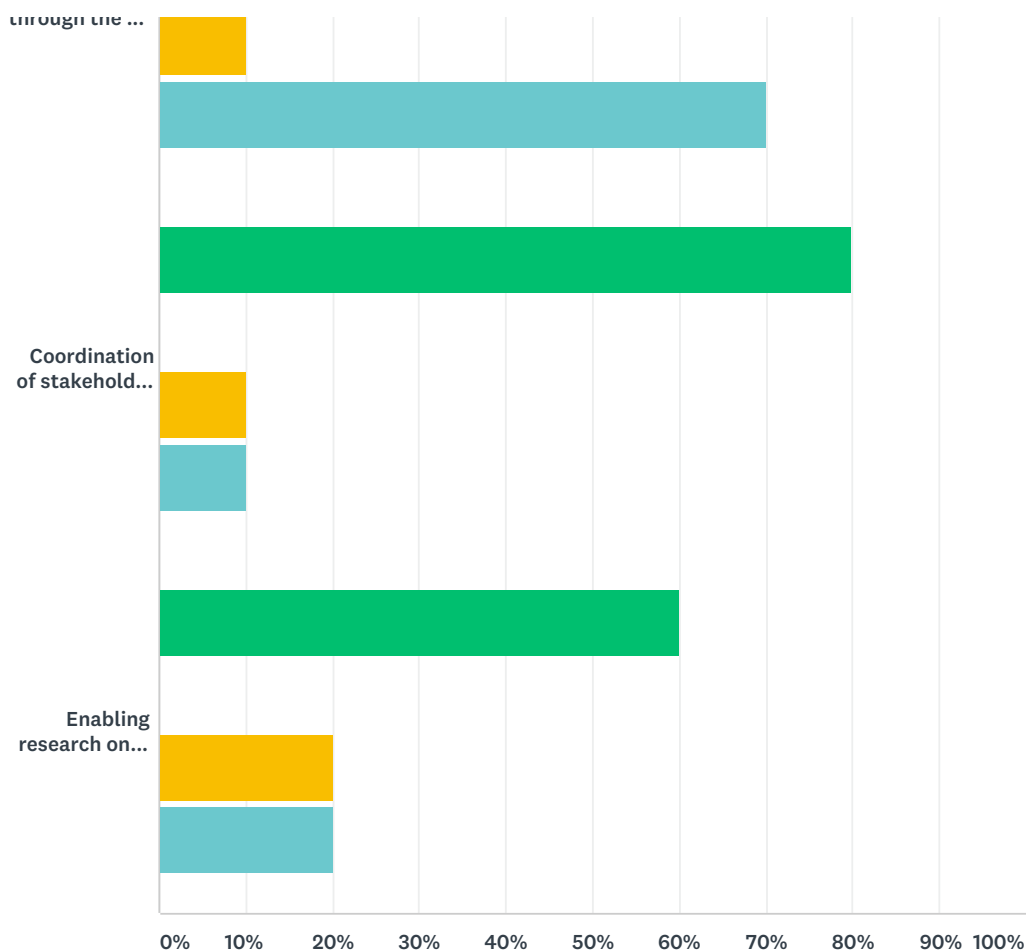
FAO is working effectively for building resilience to food chain crises affecting aquatic animal health	10.00% 1	0.00% 0	20.00% 2	70.00% 7	0.00% 0	10
FAO has a standard setting and guidance role to play in addressing food chain crises affecting aquatic animal health	10.00% 1	0.00% 0	10.00% 1	80.00% 8	0.00% 0	10
Through its actions, FAO ensures sustainability when it comes to building resilience to food chain crisis affecting aquatic animal health	10.00% 1	0.00% 0	40.00% 4	50.00% 5	0.00% 0	10

Q15 In the last four years, how do you see FAO efforts in the following resilience building areas of animal health?

Answered: 10 Skipped: 0



EMPRES 2016 - FAO partners - Aquatic Animal Health

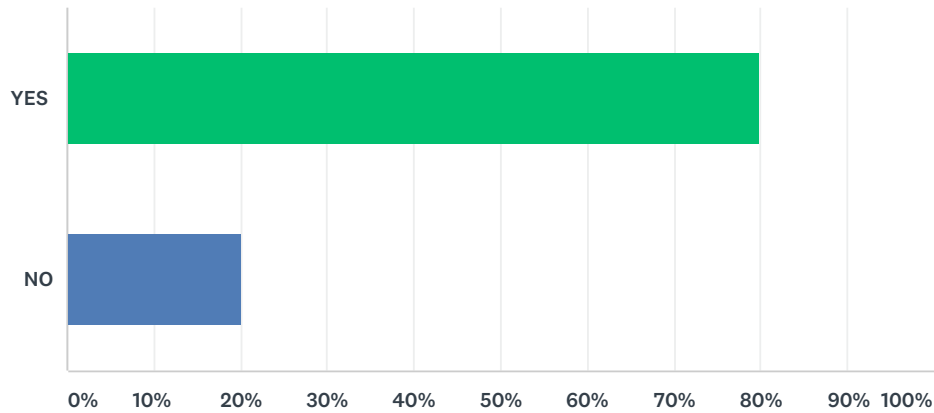


■ Improving
 ■ Weakening
 ■ Staying the same
 ■ Don't know

	IMPROVING	WEAKENING	STAYING THE SAME	DON'T KNOW	TOTAL
Supporting risks sensitive policies	70.00% 7	0.00% 0	10.00% 1	20.00% 2	10
Monitoring and early warning	70.00% 7	0.00% 0	10.00% 1	20.00% 2	10
Prevention and vulnerability reduction	60.00% 6	0.00% 0	30.00% 3	10.00% 1	10
Emergency preparedness and mid to long term response	70.00% 7	0.00% 0	10.00% 1	20.00% 2	10
Rapid response through the FAO Crisis Management Center	20.00% 2	0.00% 0	10.00% 1	70.00% 7	10
Coordination of stakeholders involved in aquatic animal health crises	80.00% 8	0.00% 0	10.00% 1	10.00% 1	10
Enabling research on aquatic animal health crises	60.00% 6	0.00% 0	20.00% 2	20.00% 2	10

Q16 Do you know of other organizations, including private sector partners, involved in food chain crises (e.g. preparedness, contingency planning, response) related to aquatic animal health?

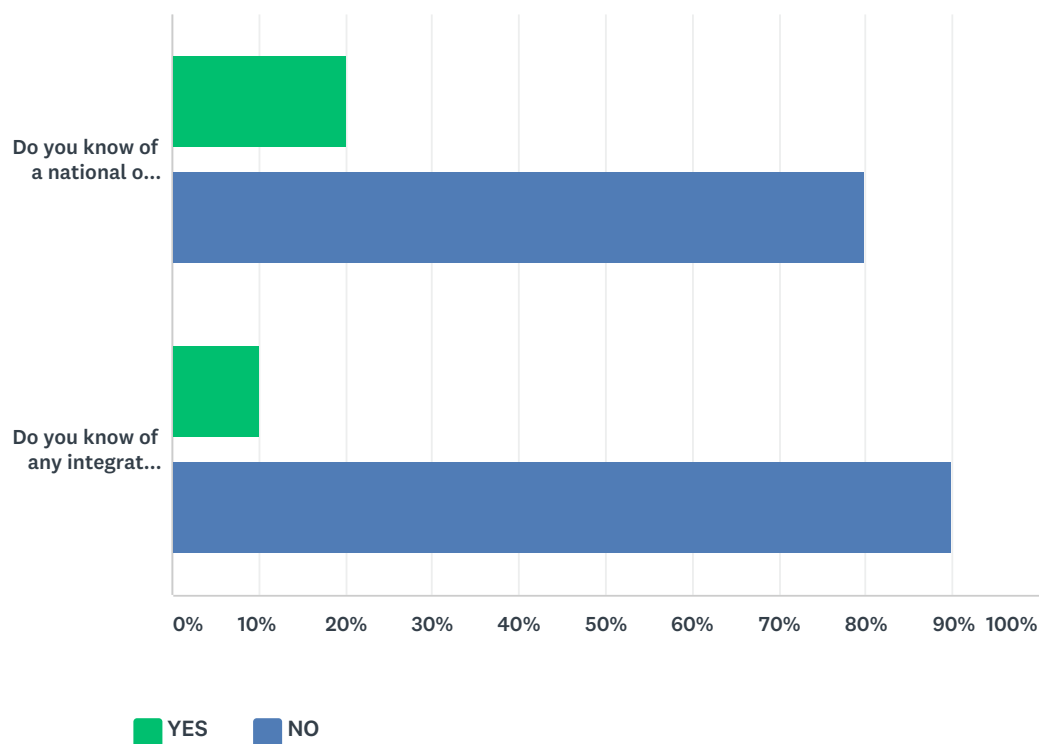
Answered: 10 Skipped: 0



ANSWER CHOICES	RESPONSES	
YES	80.00%	8
NO	20.00%	2
TOTAL		10

Q17 Please answer the following questions:

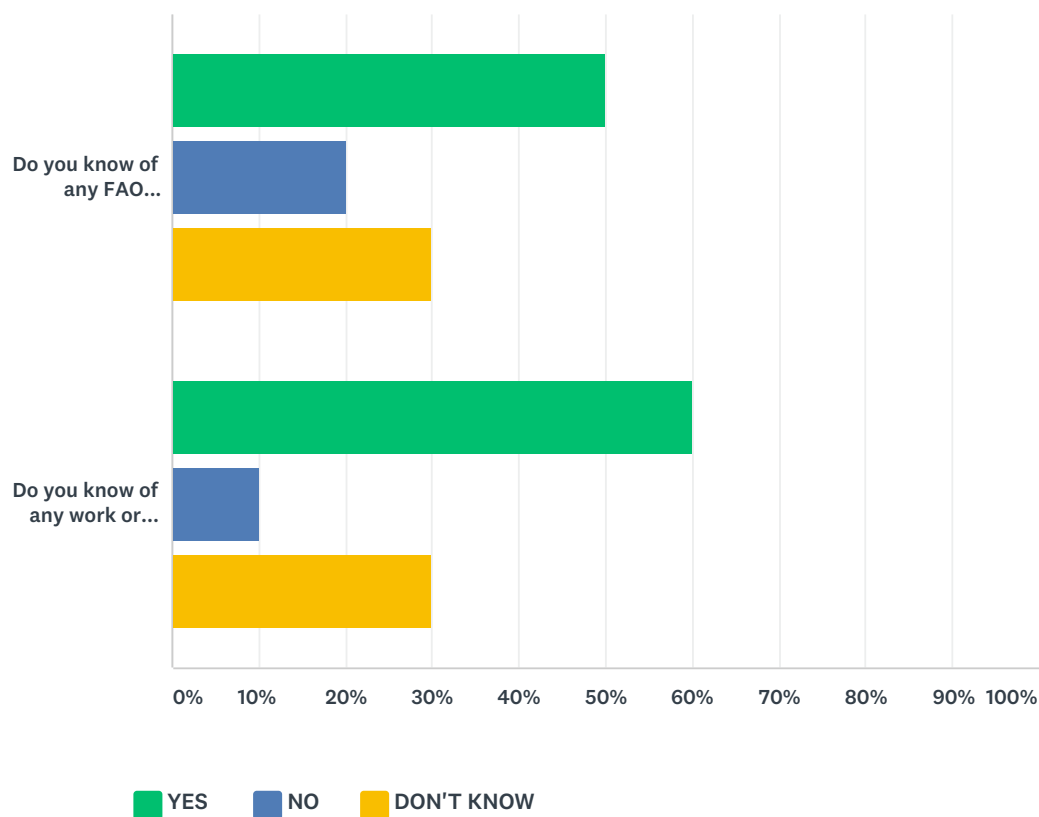
Answered: 10 Skipped: 0



	YES	NO	TOTAL
Do you know of a national or regional aquatic animal disease tracking system supported by FAO?	20.00% 2	80.00% 8	10
Do you know of any integrated monitoring system (tracking hazards and threats from multiple sectors)?	10.00% 1	90.00% 9	10

Q18 Please answer the following questions:

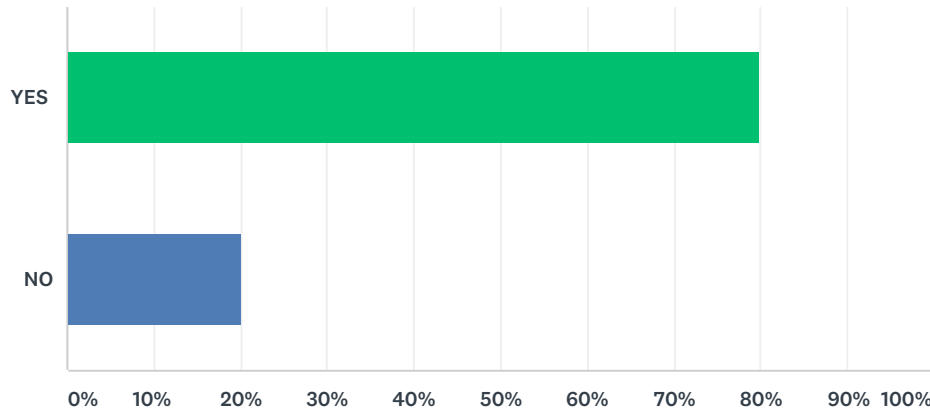
Answered: 10 Skipped: 0



	YES	NO	DON'T KNOW	TOTAL
Do you know of any FAO activity supporting disease prevention at community level related to food chain crises (aquatic animal health)?	50.00% 5	20.00% 2	30.00% 3	10
Do you know of any work or studies carried out by FAO focusing on communities and groups affected by food chain crises (aquatic animal health)?	60.00% 6	10.00% 1	30.00% 3	10

Q19 Are you aware of FAO supporting the design of preparedness or contingency plans for future crises related to aquatic animal health?

Answered: 10 Skipped: 0



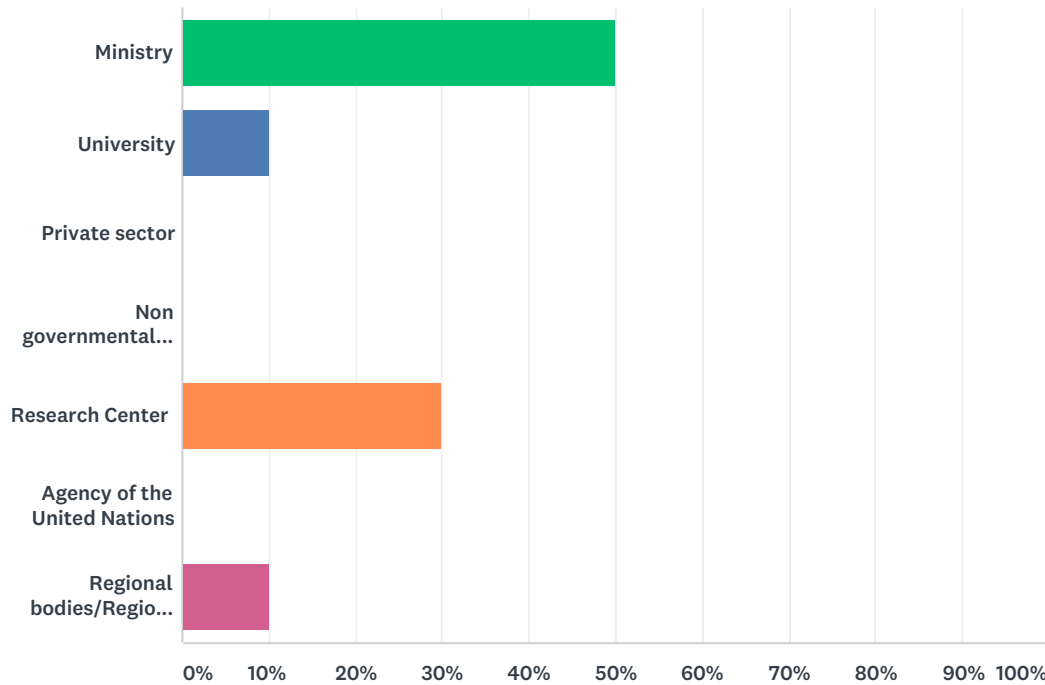
ANSWER CHOICES	RESPONSES	
YES	80.00%	8
NO	20.00%	2
TOTAL		10

Q20 Could you please list three things FAO should do to improve its efforts to build resilience to food chain crises linked to aquatic animal health?

Answered: 10 Skipped: 0

Q1 What is the type of organization you work in?

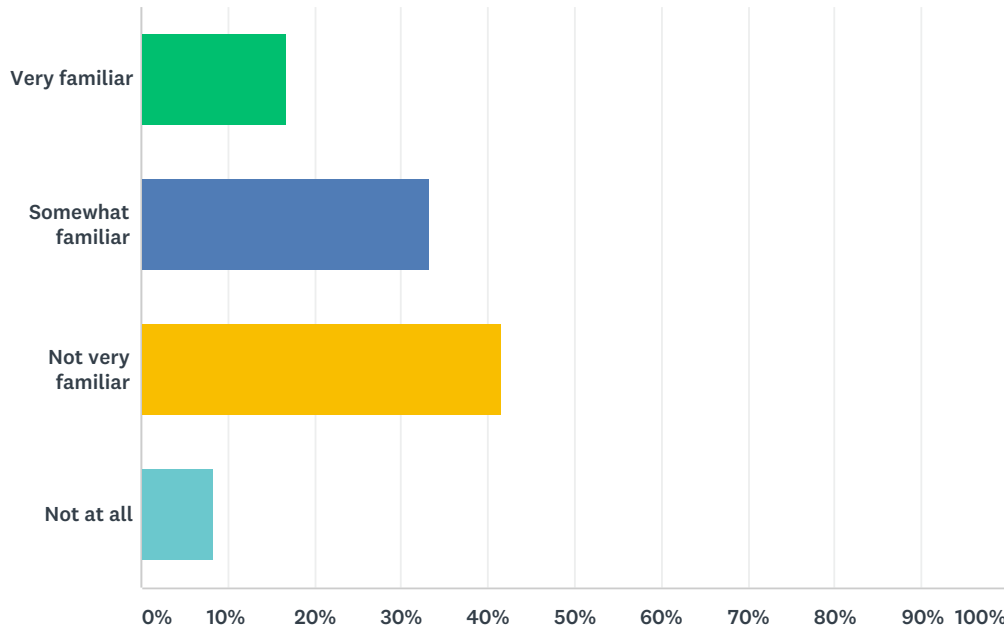
Answered: 10 Skipped: 1



ANSWER CHOICES	RESPONSES	
Ministry	50.00%	5
University	10.00%	1
Private sector	0.00%	0
Non governmental organization	0.00%	0
Research Center	30.00%	3
Agency of the United Nations	0.00%	0
Regional bodies/Regional economic communities	10.00%	1
Total Respondents: 10		

Q2 How familiar are you with the FAO Emergency Prevention System (EMPRES)?

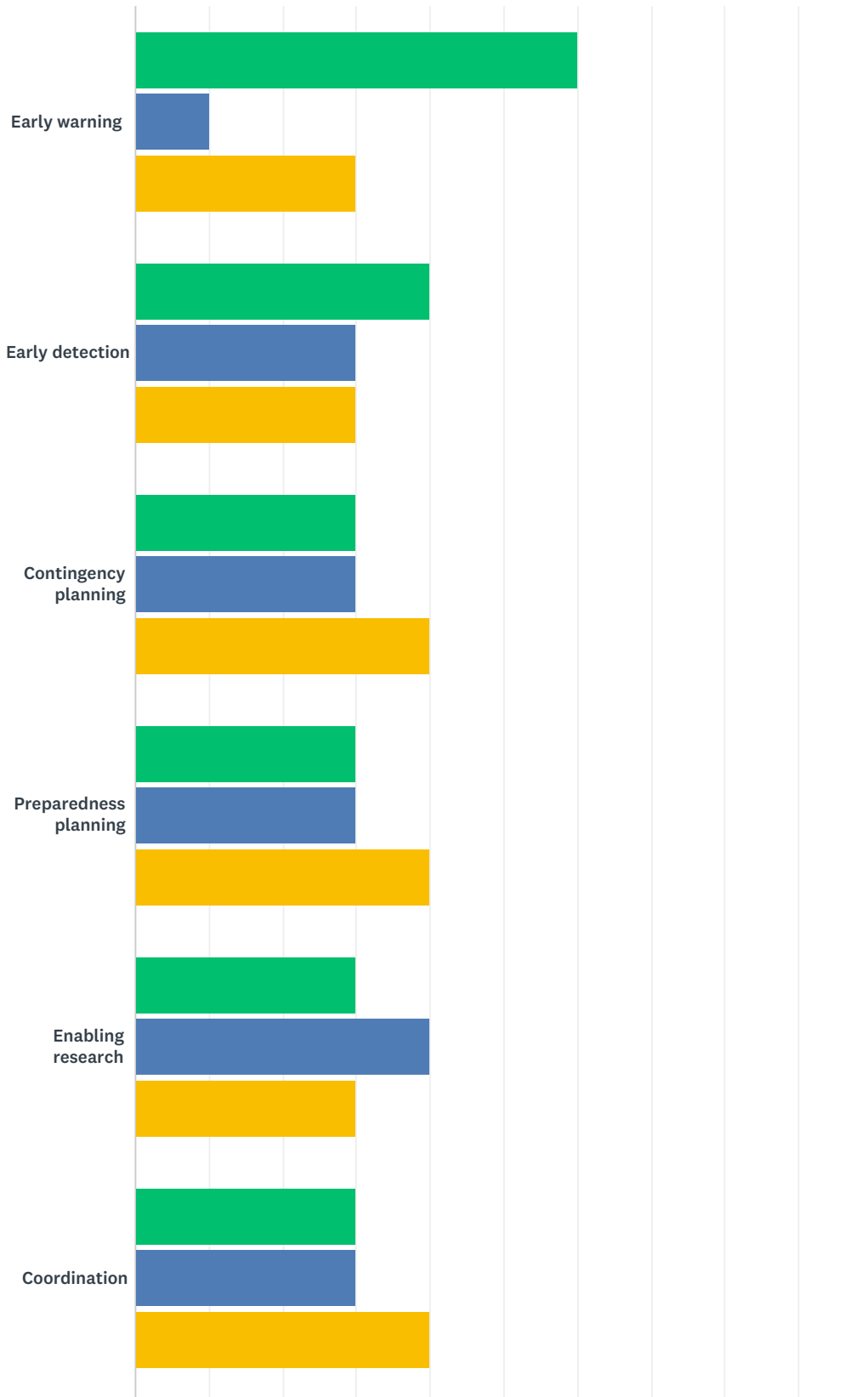
Answered: 12 Skipped: -1



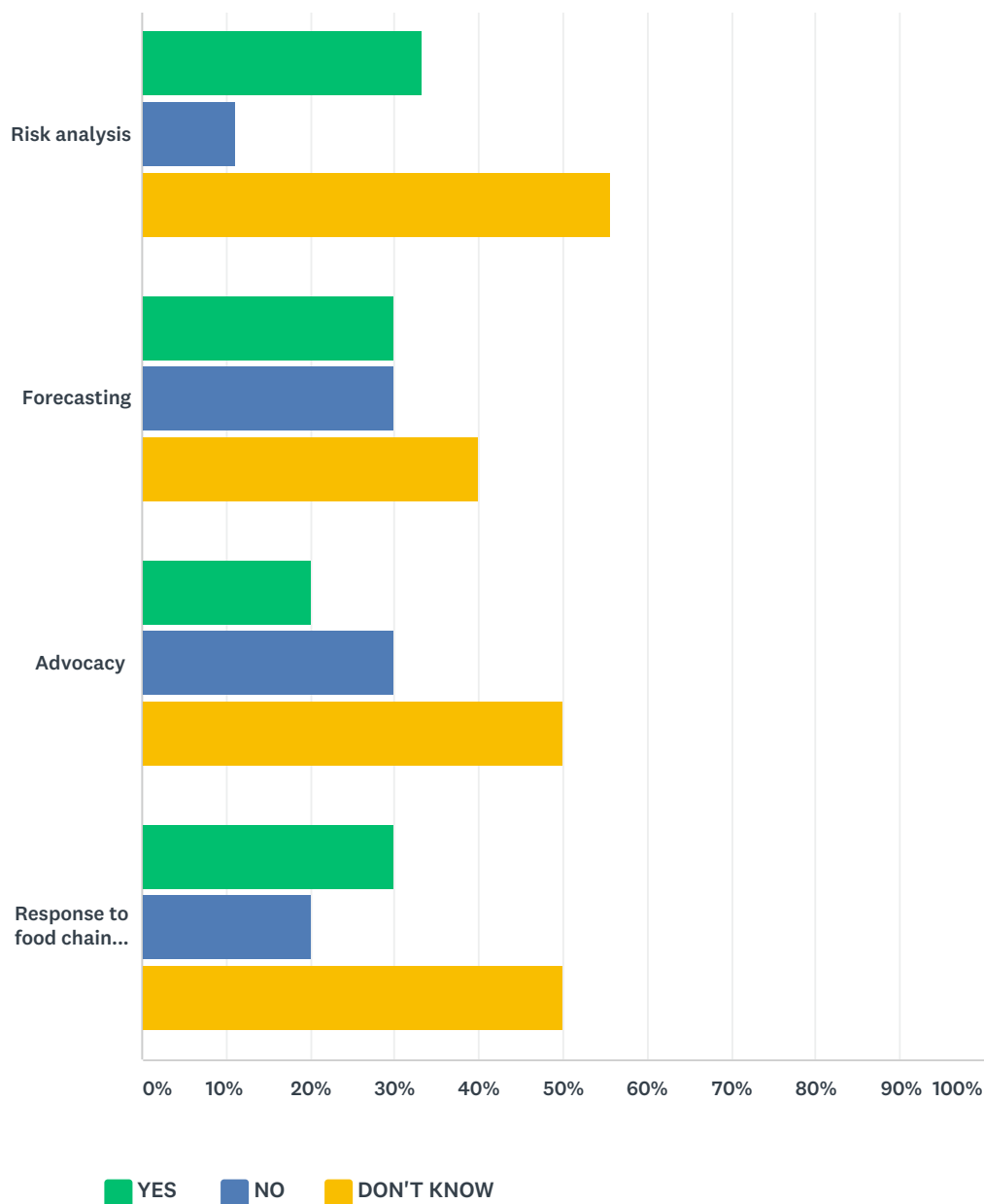
ANSWER CHOICES	RESPONSES	
Very familiar	16.67%	2
Somewhat familiar	33.33%	4
Not very familiar	41.67%	5
Not at all	8.33%	1
TOTAL		12

Q3 Are you aware of any ongoing or past capacity building activities carried out by FAO in your country or with your organization in terms of :

Answered: 10 Skipped: 1



EMPRES 2016 - FAO partners - Food Safety



	YES	NO	DON'T KNOW	TOTAL
Early warning	60.00% 6	10.00% 1	30.00% 3	10
Early detection	40.00% 4	30.00% 3	30.00% 3	10
Contingency planning	30.00% 3	30.00% 3	40.00% 4	10
Preparedness planning	30.00% 3	30.00% 3	40.00% 4	10
Enabling research	30.00% 3	40.00% 4	30.00% 3	10
Coordination	30.00% 3	30.00% 3	40.00% 4	10
Risk analysis	33.33% 3	11.11% 1	55.56% 5	9

EMPRES 2016 - FAO partners - Food Safety

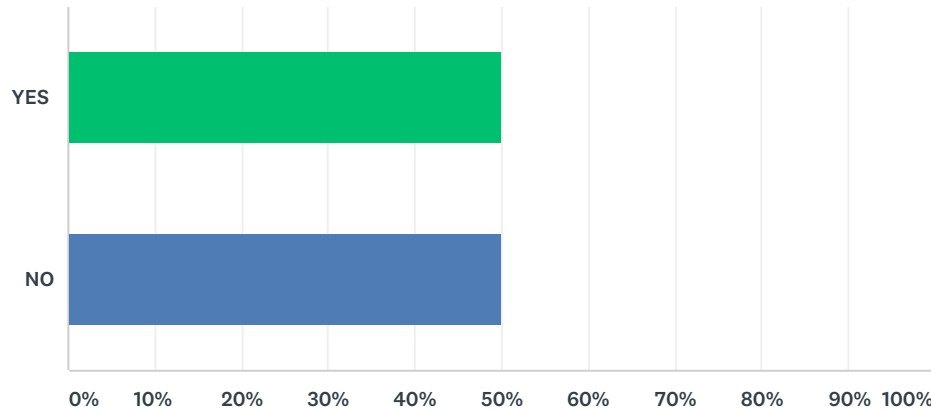
Forecasting	30.00% 3	30.00% 3	40.00% 4	10
Advocacy	20.00% 2	30.00% 3	50.00% 5	10
Response to food chain crises linked to food safety	30.00% 3	20.00% 2	50.00% 5	10

Q4 What should be FAO's priorities in terms of capacity building to address food chain crises linked to food safety?

Answered: 8 Skipped: 3

Q5 Did you partner with FAO in relation to building resilience in the food safety sub-sector?

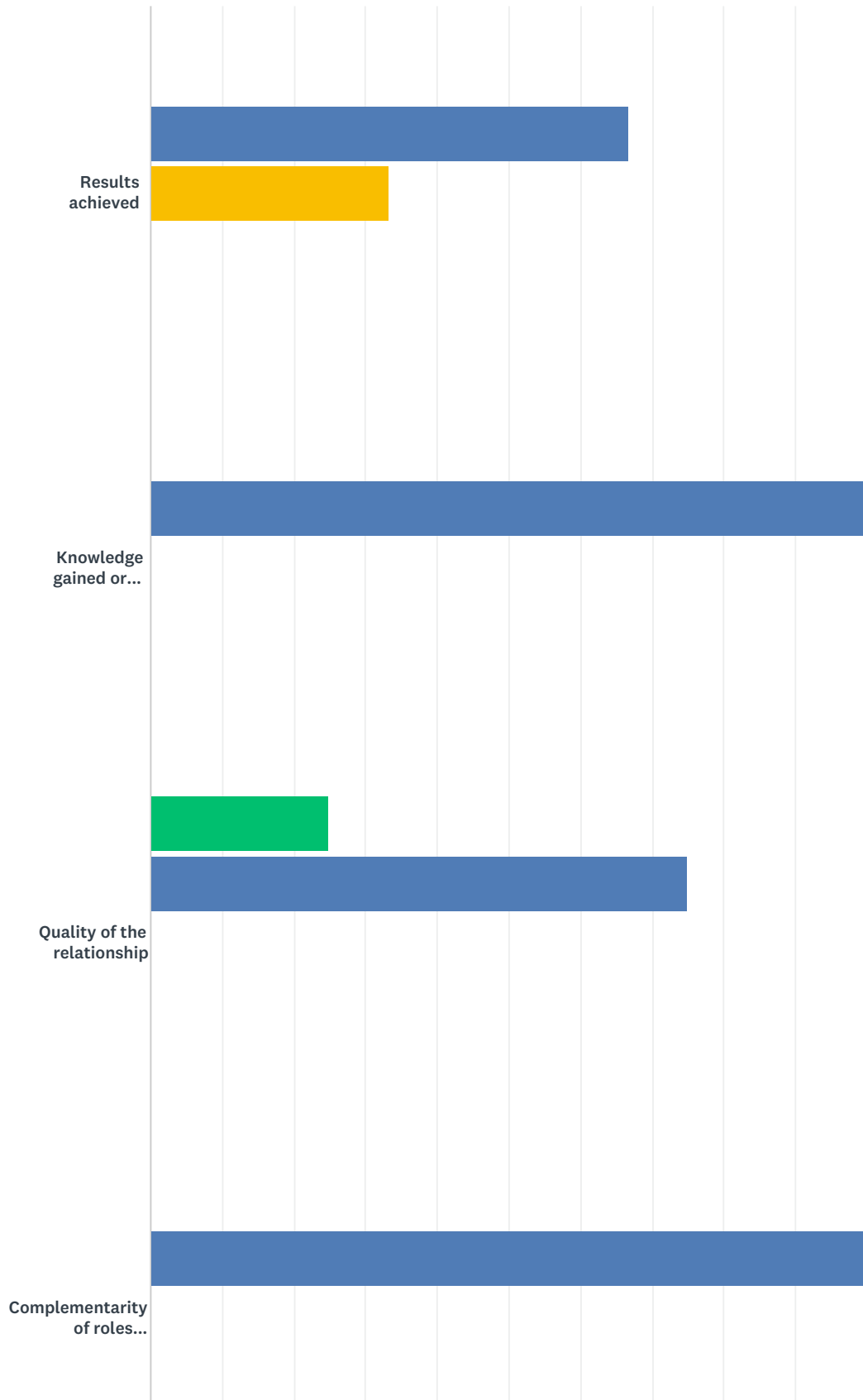
Answered: 10 Skipped: 1



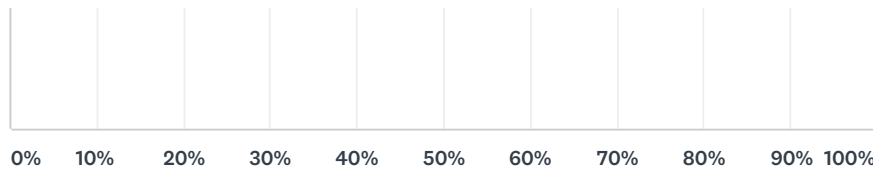
ANSWER CHOICES	RESPONSES	
YES	50.00%	5
NO	50.00%	5
TOTAL		10

Q6 If you answered yes, how would you rate this partnership in terms of

Answered: 5 Skipped: 6



EMPRES 2016 - FAO partners - Food Safety

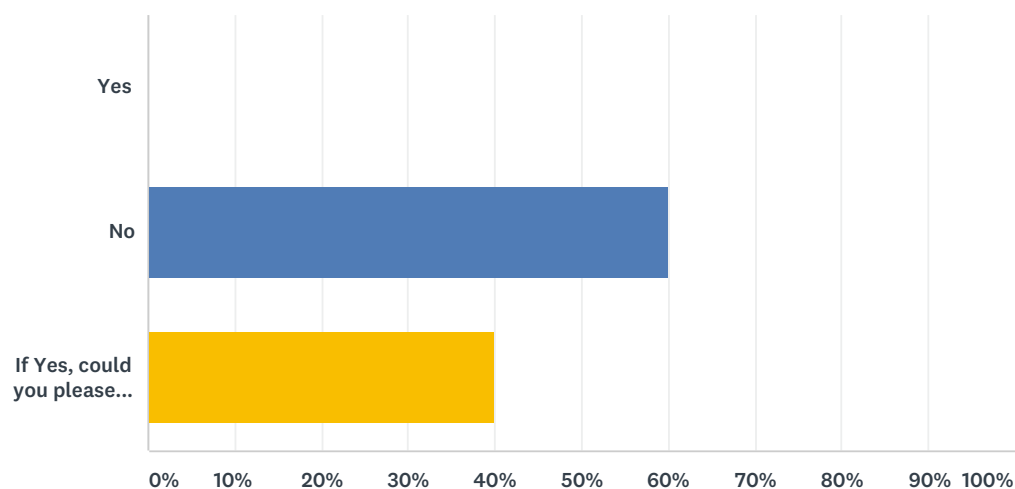


■ Excellent
 ■ Good
 ■ Fair
 ■ Poor
 ■ Very poor

	EXCELLENT	GOOD	FAIR	POOR	VERY POOR	TOTAL
Results achieved	0.00% 0	66.67% 2	33.33% 1	0.00% 0	0.00% 0	3
Knowledge gained or transferred	0.00% 0	100.00% 3	0.00% 0	0.00% 0	0.00% 0	3
Quality of the relationship	25.00% 1	75.00% 3	0.00% 0	0.00% 0	0.00% 0	4
Complementarity of roles between your organization and FAO	0.00% 0	100.00% 5	0.00% 0	0.00% 0	0.00% 0	5

Q7 Do you know any report, brochure or other communication products by FAO related to food chain crises (food safety)?

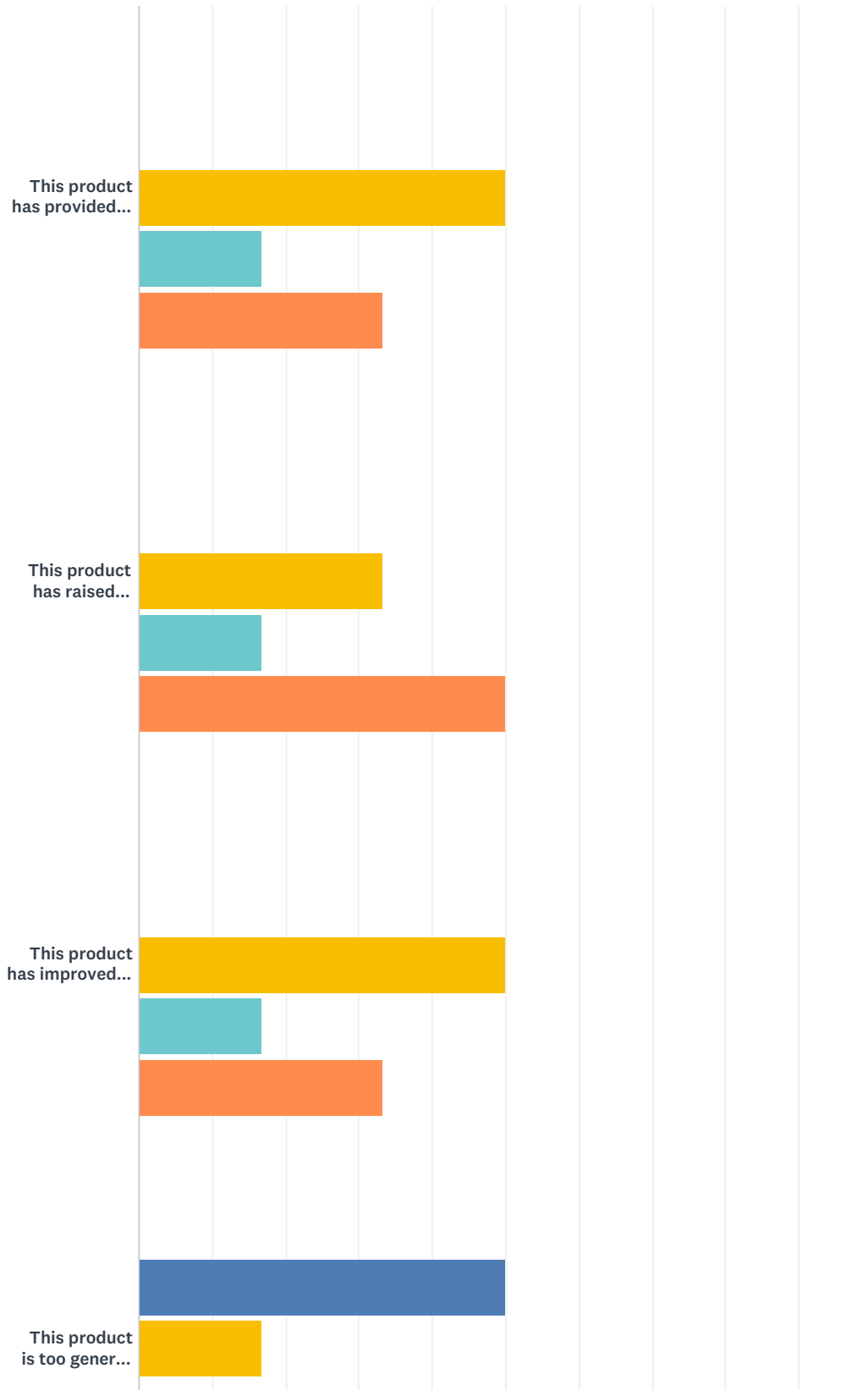
Answered: 10 Skipped: 1

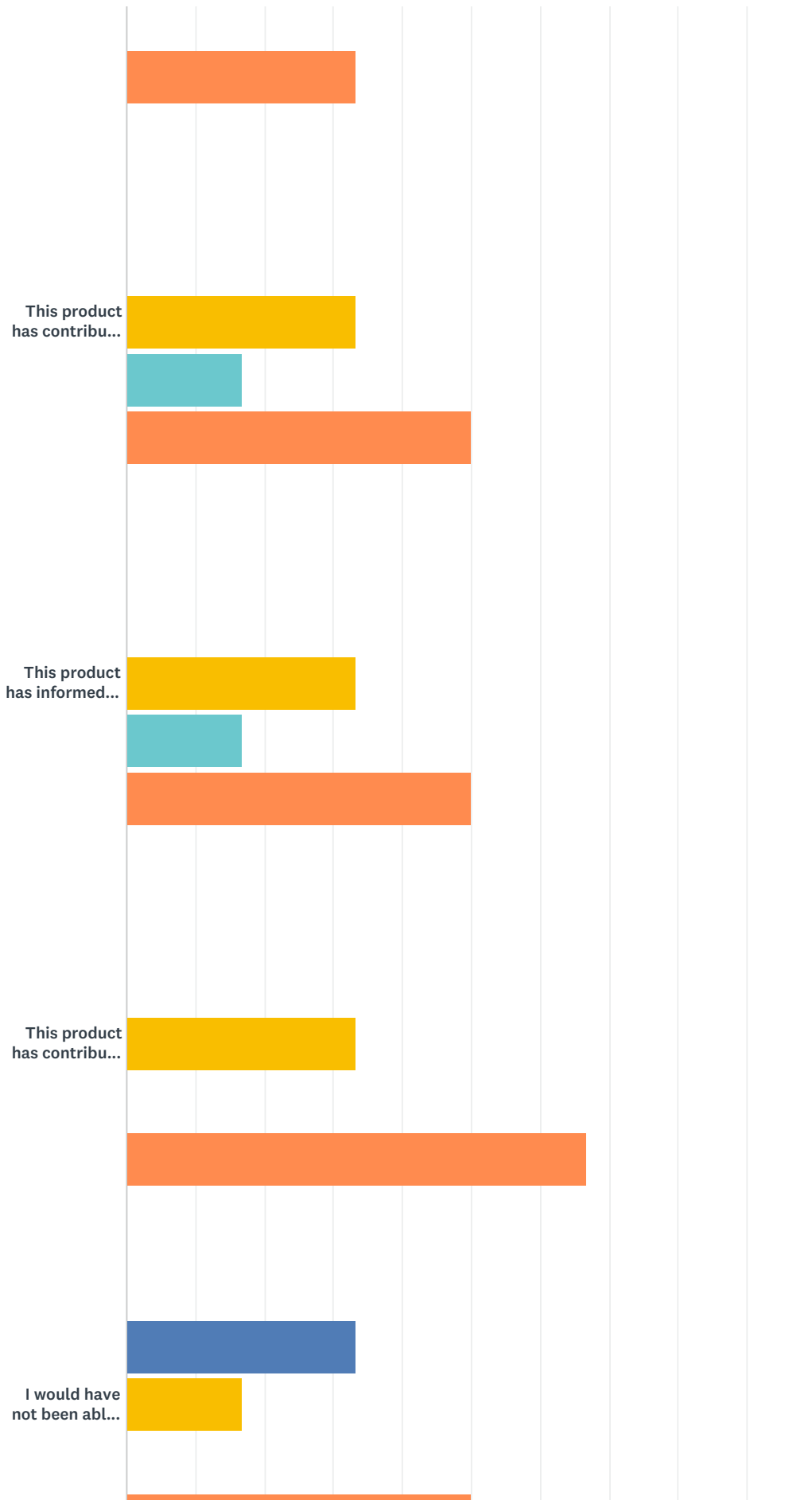


ANSWER CHOICES	RESPONSES	
Yes	0.00%	0
No	60.00%	6
If Yes, could you please indicate which one(s) you use and if you share these with others?	40.00%	4
TOTAL		10

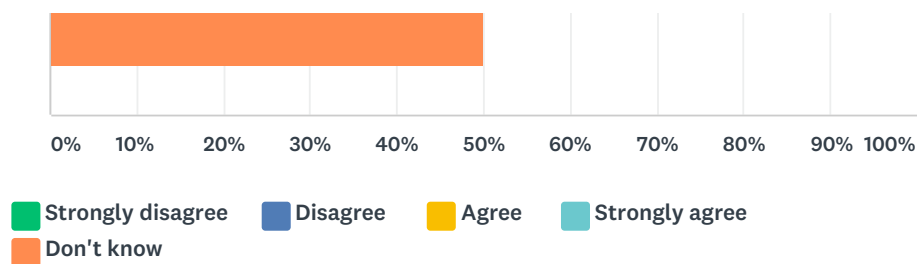
Q8 Do you agree with the following statements about the communication products you listed above?

Answered: 6 Skipped: 5





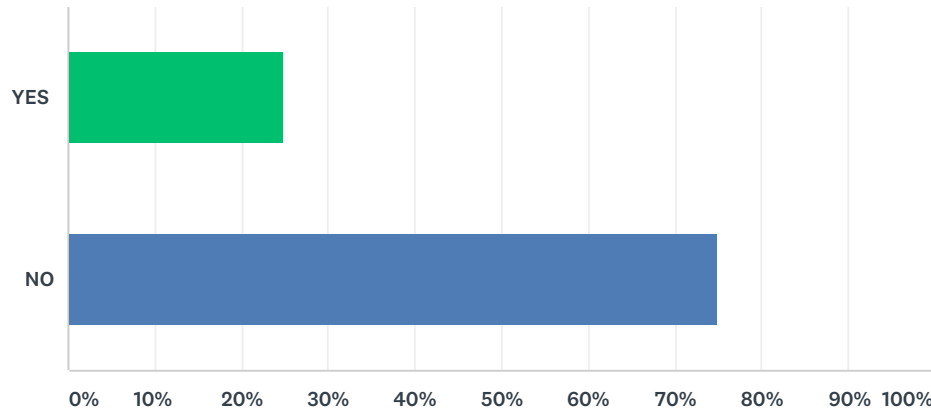
EMPRES 2016 - FAO partners - Food Safety



	STRONGLY DISAGREE	DISAGREE	AGREE	STRONGLY AGREE	DON'T KNOW	TOTAL
This product has provided technical excellence in terms of early detection, early warning, contingency planning and response to food chain crises	0.00% 0	0.00% 0	50.00% 3	16.67% 1	33.33% 2	6
This product has raised awareness on early detection, early warning, contingency planning and response to food chain crises	0.00% 0	0.00% 0	33.33% 2	16.67% 1	50.00% 3	6
This product has improved your own research, practice or performance	0.00% 0	0.00% 0	50.00% 3	16.67% 1	33.33% 2	6
This product is too general to produce any significant impact on your own research, practice or performance	0.00% 0	50.00% 3	16.67% 1	0.00% 0	33.33% 2	6
This product has contributed to develop new and/or innovative field projects	0.00% 0	0.00% 0	33.33% 2	16.67% 1	50.00% 3	6
This product has informed policy dialogue and setting	0.00% 0	0.00% 0	33.33% 2	16.67% 1	50.00% 3	6
This product has contributed to the formulation or strengthening of programmes	0.00% 0	0.00% 0	33.33% 2	0.00% 0	66.67% 4	6
I would have not been able to achieve the same results without this product	0.00% 0	33.33% 2	16.67% 1	0.00% 0	50.00% 3	6

Q9 Have you contributed to a response led by FAO and partners to a food safety related food chain crisis?

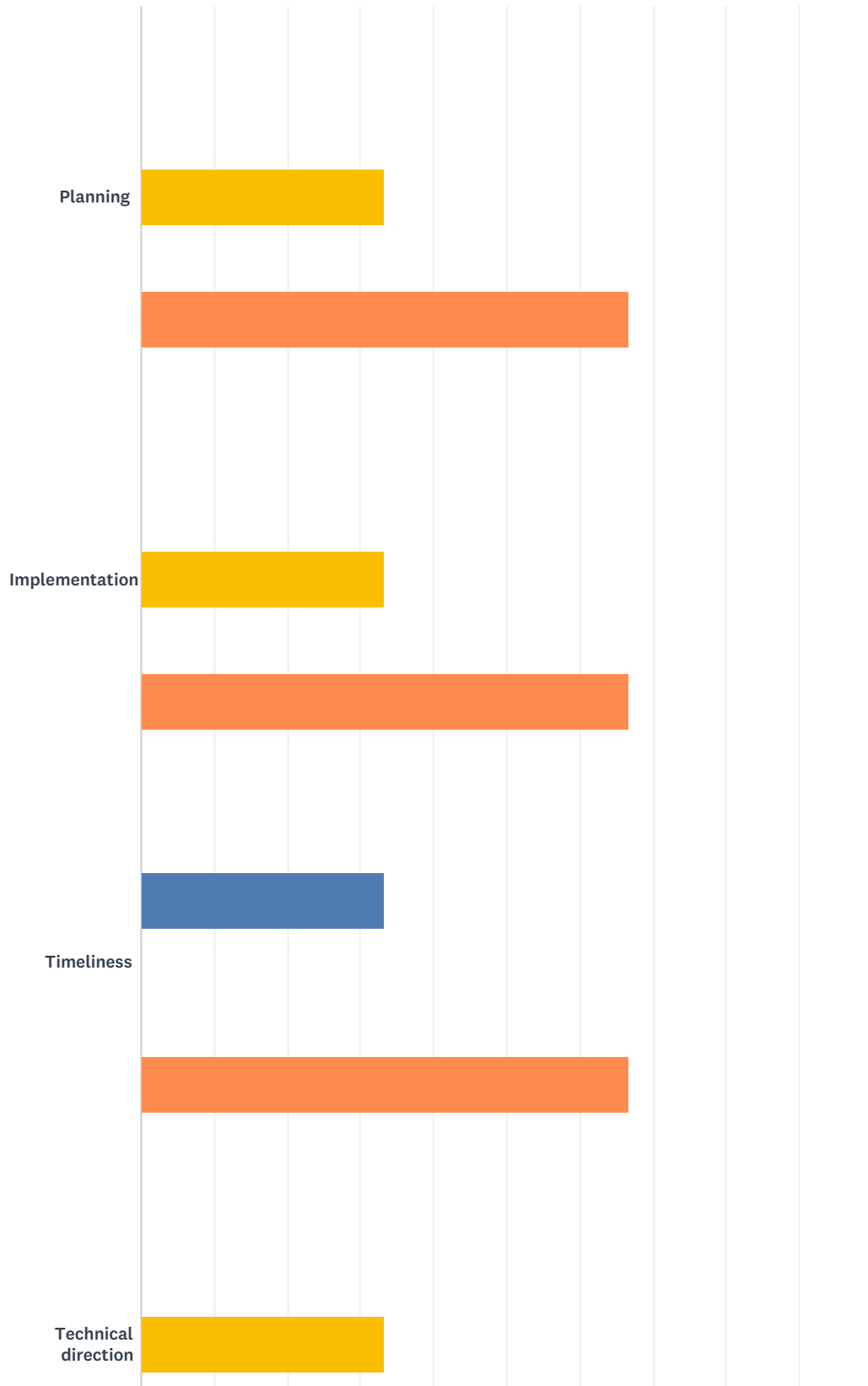
Answered: 8 Skipped: 3



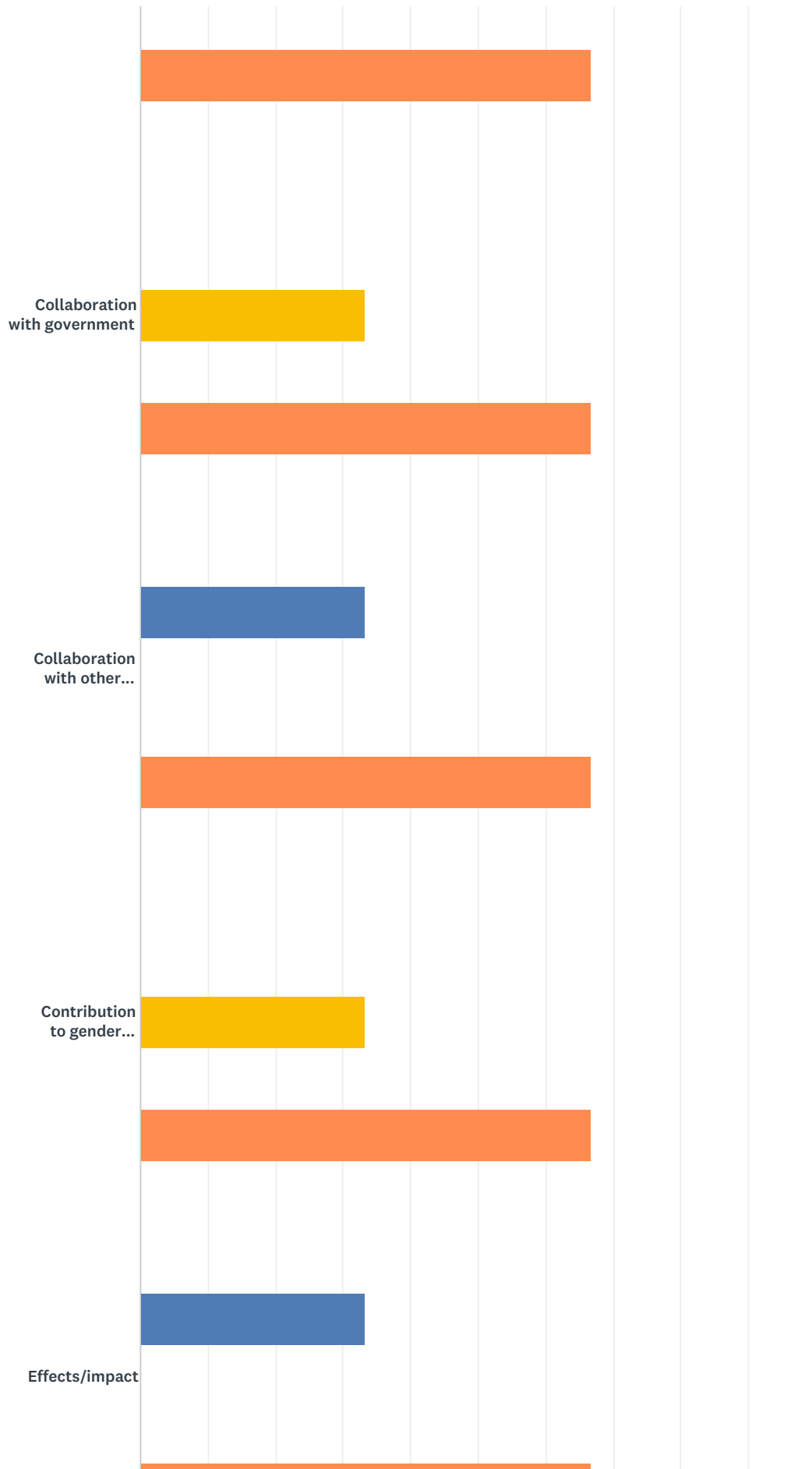
ANSWER CHOICES	RESPONSES	
YES	25.00%	2
NO	75.00%	6
TOTAL		8

Q10 If yes, how did you perceive the quality of the FAO support in terms of:

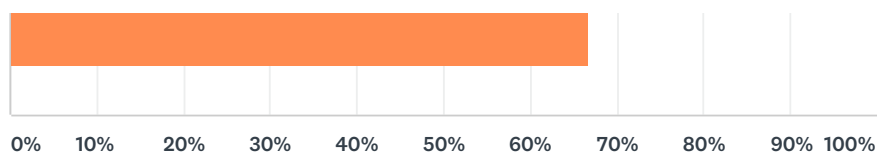
Answered: 3 Skipped: 8



EMPRES 2016 - FAO partners - Food Safety



EMPRES 2016 - FAO partners - Food Safety

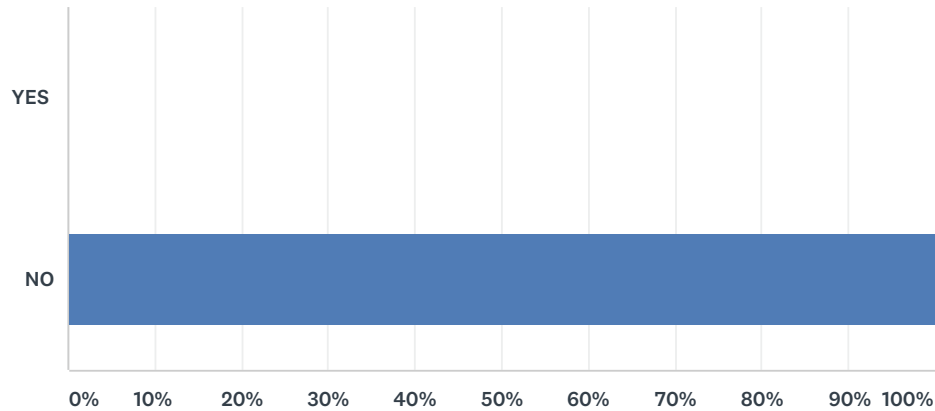


■ Poor
 ■ Fair
 ■ Good
 ■ Very good
 ■ Don't know

	POOR	FAIR	GOOD	VERY GOOD	DON'T KNOW	TOTAL
Planning	0.00% 0	0.00% 0	33.33% 1	0.00% 0	66.67% 2	3
Implementation	0.00% 0	0.00% 0	33.33% 1	0.00% 0	66.67% 2	3
Timeliness	0.00% 0	33.33% 1	0.00% 0	0.00% 0	66.67% 2	3
Technical direction	0.00% 0	0.00% 0	33.33% 1	0.00% 0	66.67% 2	3
Collaboration with government	0.00% 0	0.00% 0	33.33% 1	0.00% 0	66.67% 2	3
Collaboration with other partner(s)	0.00% 0	33.33% 1	0.00% 0	0.00% 0	66.67% 2	3
Contribution to gender equality	0.00% 0	0.00% 0	33.33% 1	0.00% 0	66.67% 2	3
Effects/impact	0.00% 0	33.33% 1	0.00% 0	0.00% 0	66.67% 2	3

Q11 Was the crisis controlled or minimized as a result of the FAO supported response?

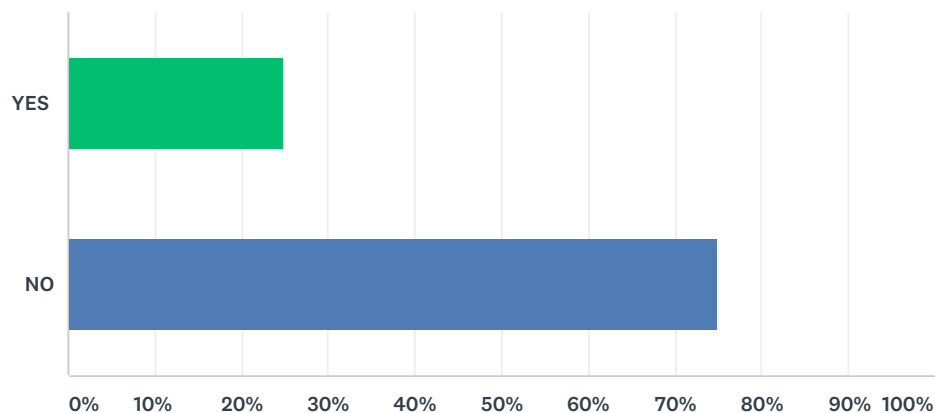
Answered: 3 Skipped: 8



ANSWER CHOICES	RESPONSES	
YES	0.00%	0
NO	100.00%	3
TOTAL		3

Q12 Do you know if lessons learned from a response were shared?

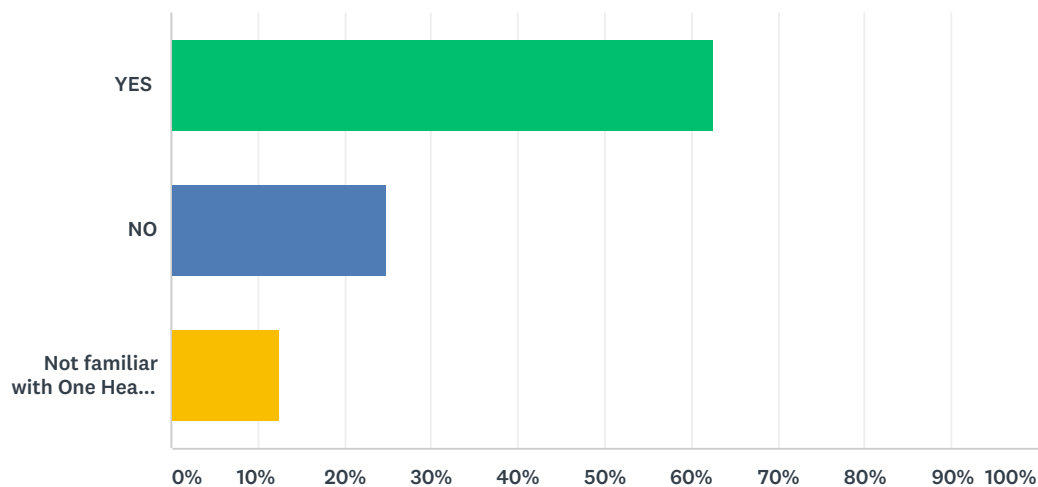
Answered: 4 Skipped: 7



ANSWER CHOICES	RESPONSES	
YES	25.00%	1
NO	75.00%	3
TOTAL		4

Q13 The One Health approach recognizes that the health of humans, plants and ecosystems are interconnected. This concept involves applying a coordinated, collaborative, multidisciplinary and cross-sectoral approach to address complex challenges that threaten human and plant health, food security and the environments where diseases flourish. It also reflects the disease dynamics into the broader context of sustainable agriculture, socio-economic development, environment protection and sustainability. In your area of work, do you see the added value of adopting the One Health approach?

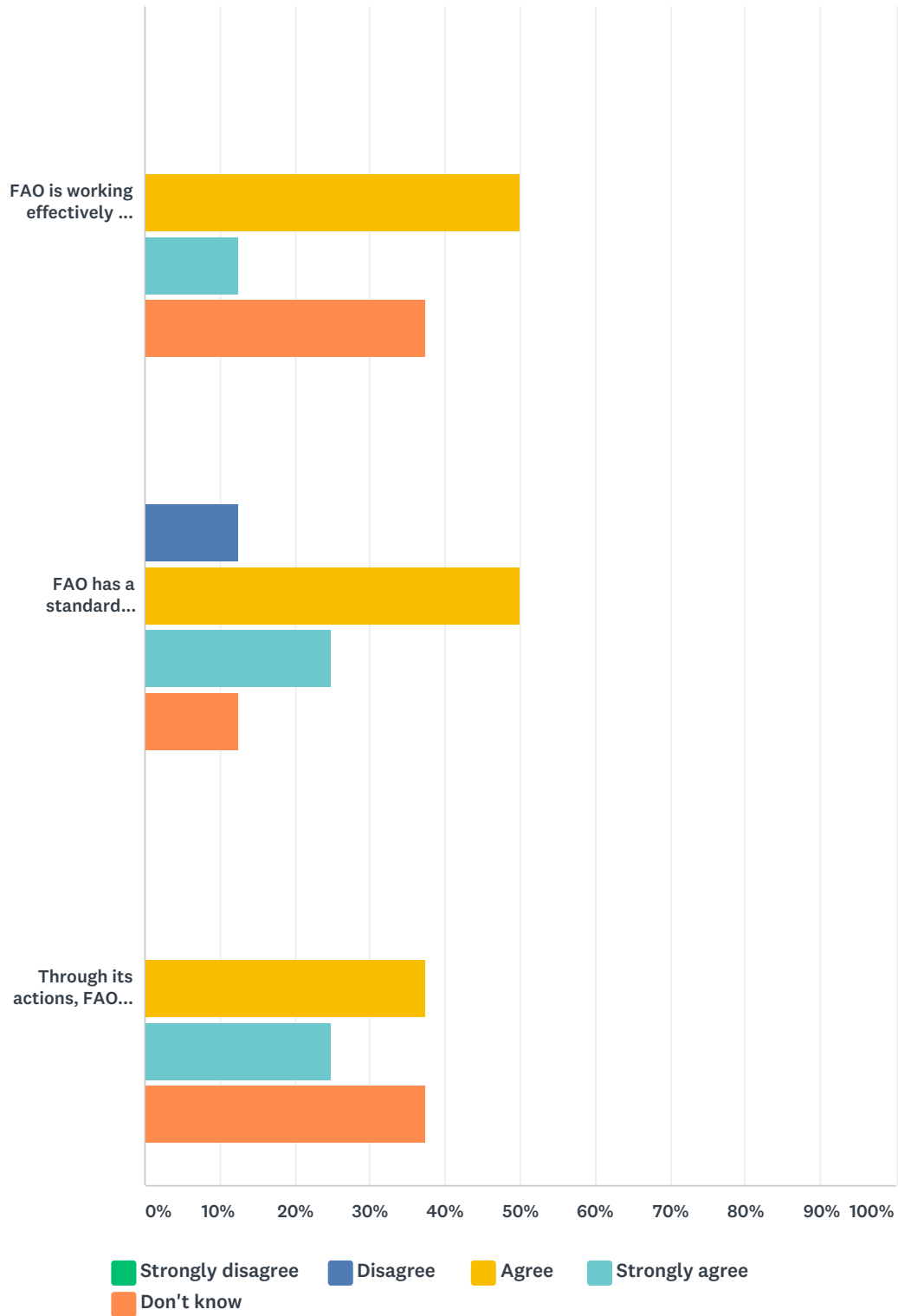
Answered: 8 Skipped: 3



ANSWER CHOICES	RESPONSES	
YES	62.50%	5
NO	25.00%	2
Not familiar with One Health	12.50%	1
TOTAL		8

Q14 Do you agree with the following statements?

Answered: 8 Skipped: 3



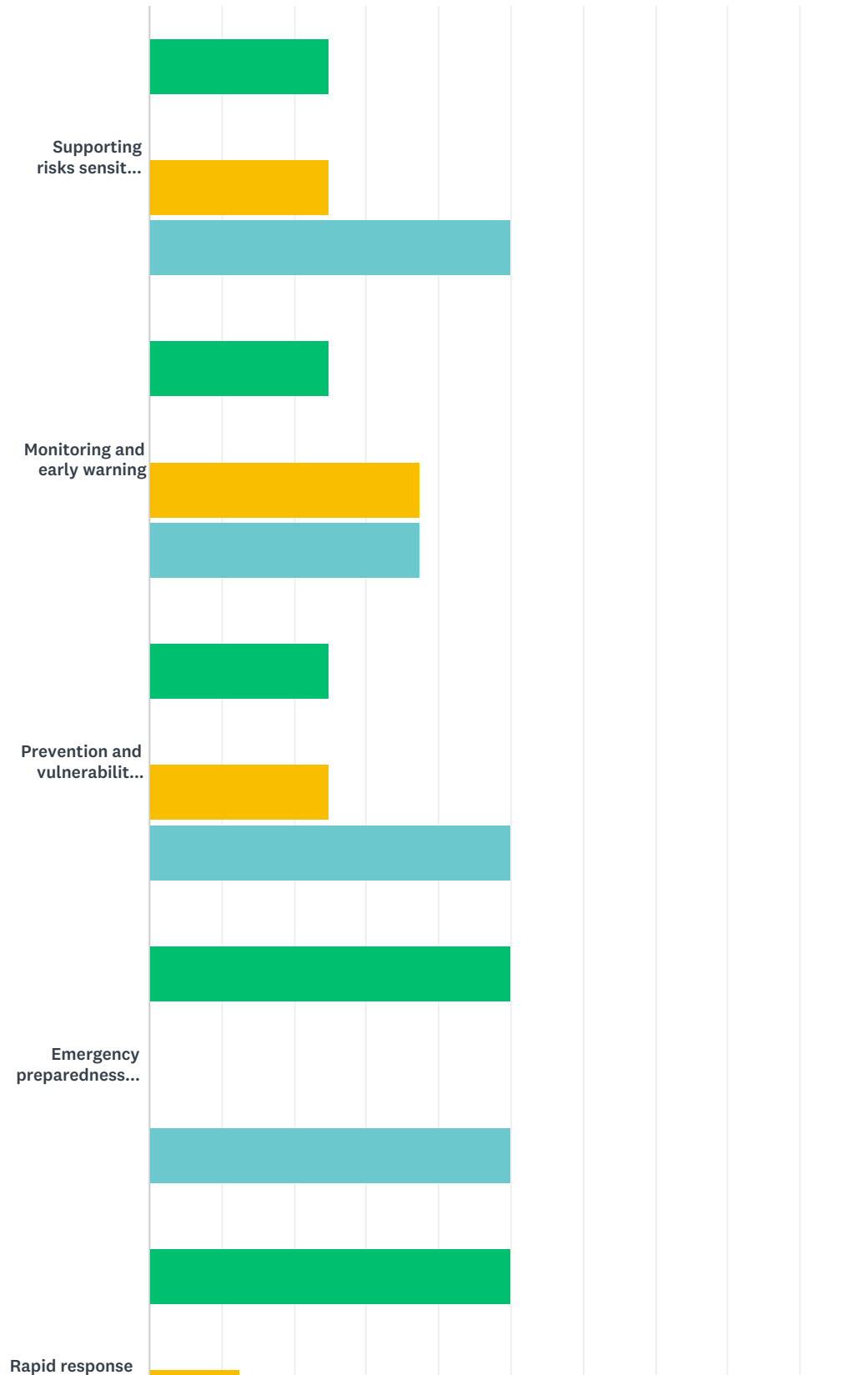
	STRONGLY DISAGREE	DISAGREE	AGREE	STRONGLY AGREE	DON'T KNOW	TOTAL
--	-------------------	----------	-------	----------------	------------	-------

EMPRES 2016 - FAO partners - Food Safety

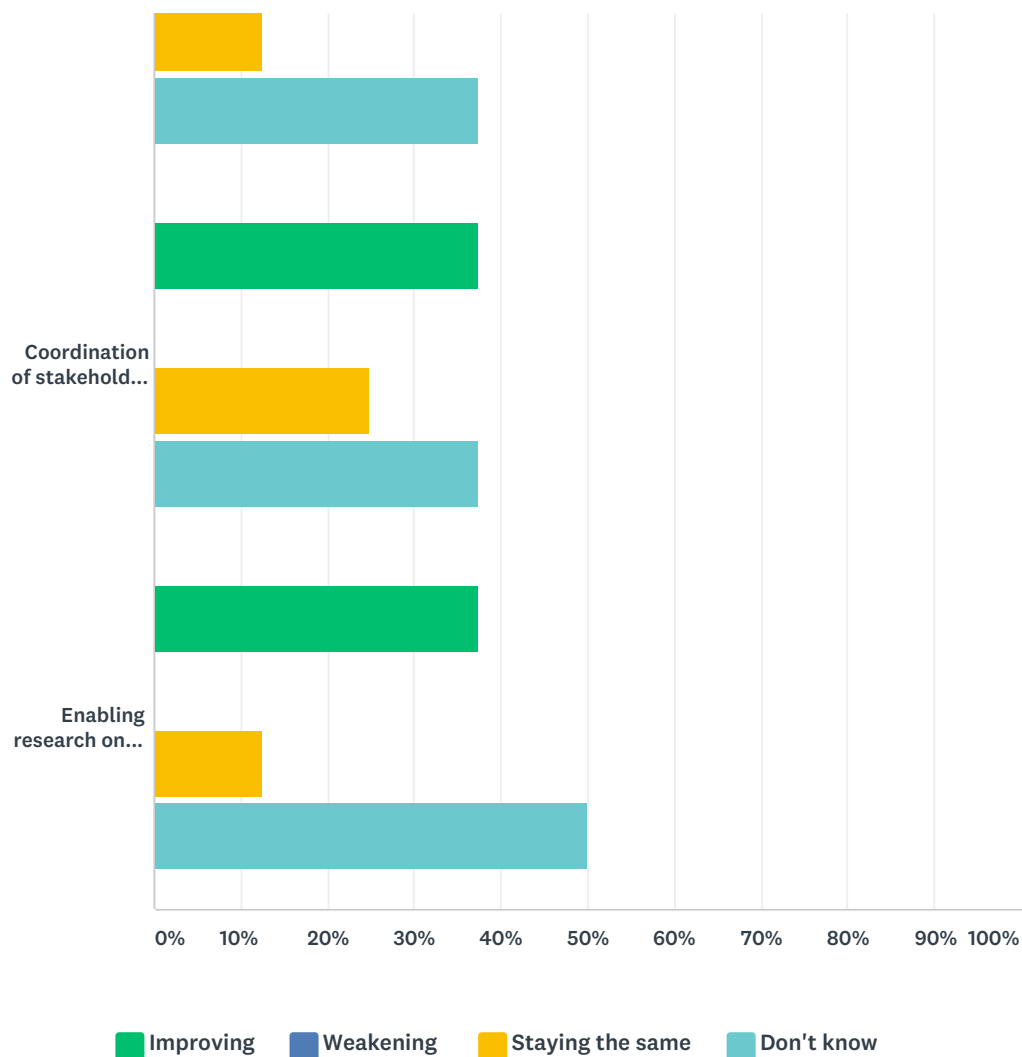
FAO is working effectively for building resilience to food chain crises affecting food safety	0.00% 0	0.00% 0	50.00% 4	12.50% 1	37.50% 3	8
FAO has a standard setting and guidance role to play in addressing food chain crises affecting food safety	0.00% 0	12.50% 1	50.00% 4	25.00% 2	12.50% 1	8
Through its actions, FAO ensures sustainability when it comes to building resilience to food chain crisis affecting food safety	0.00% 0	0.00% 0	37.50% 3	25.00% 2	37.50% 3	8

Q15 In the last four years, how do you see FAO efforts in the following resilience building areas of food safety?

Answered: 8 Skipped: 3



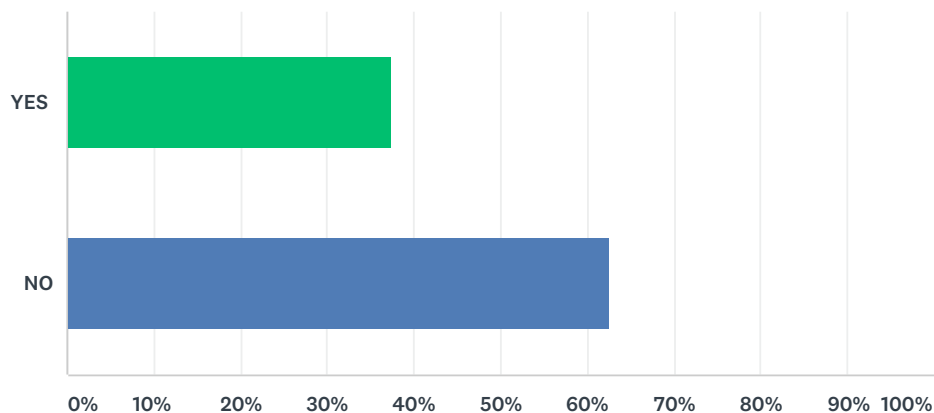
EMPRES 2016 - FAO partners - Food Safety



	IMPROVING	WEAKENING	STAYING THE SAME	DON'T KNOW	TOTAL
Supporting risks sensitive policies	25.00% 2	0.00% 0	25.00% 2	50.00% 4	8
Monitoring and early warning	25.00% 2	0.00% 0	37.50% 3	37.50% 3	8
Prevention and vulnerability reduction	25.00% 2	0.00% 0	25.00% 2	50.00% 4	8
Emergency preparedness and mid to long term response	50.00% 4	0.00% 0	0.00% 0	50.00% 4	8
Rapid response	50.00% 4	0.00% 0	12.50% 1	37.50% 3	8
Coordination of stakeholders involved in food safety crises	37.50% 3	0.00% 0	25.00% 2	37.50% 3	8
Enabling research on food safety crises	37.50% 3	0.00% 0	12.50% 1	50.00% 4	8

Q16 Do you know of other organizations, including private sector partners, involved in food chain crises (e.g. preparedness, contingency planning, response) related to food safety ?

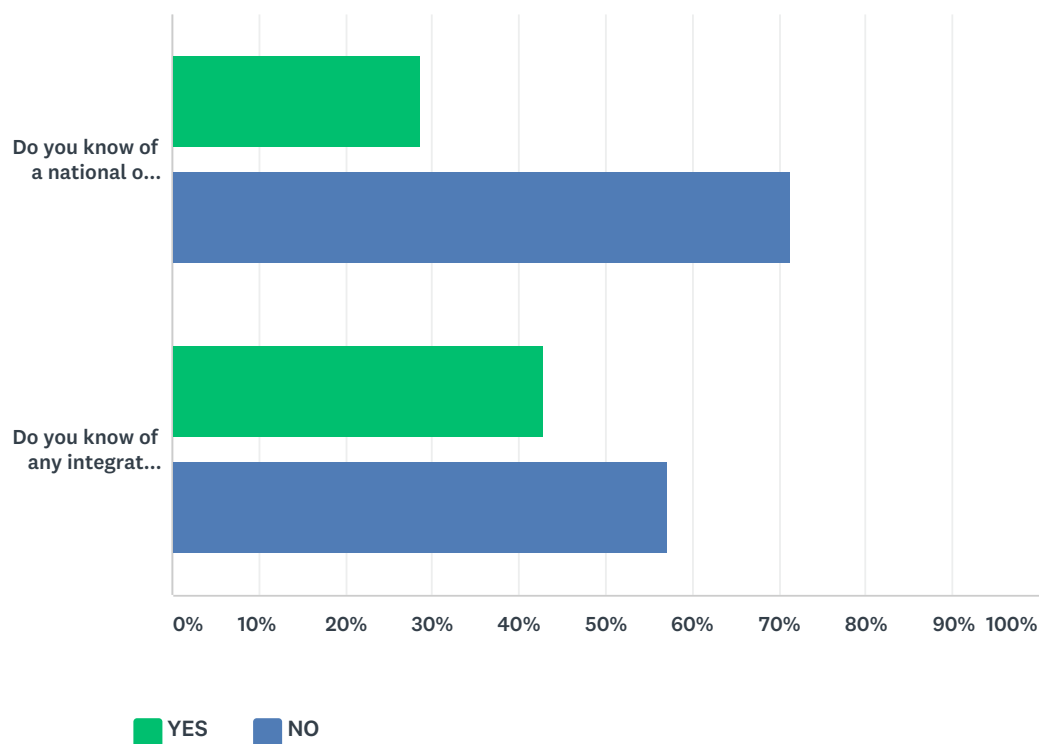
Answered: 8 Skipped: 3



ANSWER CHOICES	RESPONSES	
YES	37.50%	3
NO	62.50%	5
TOTAL		8

Q17 Please answer the following questions:

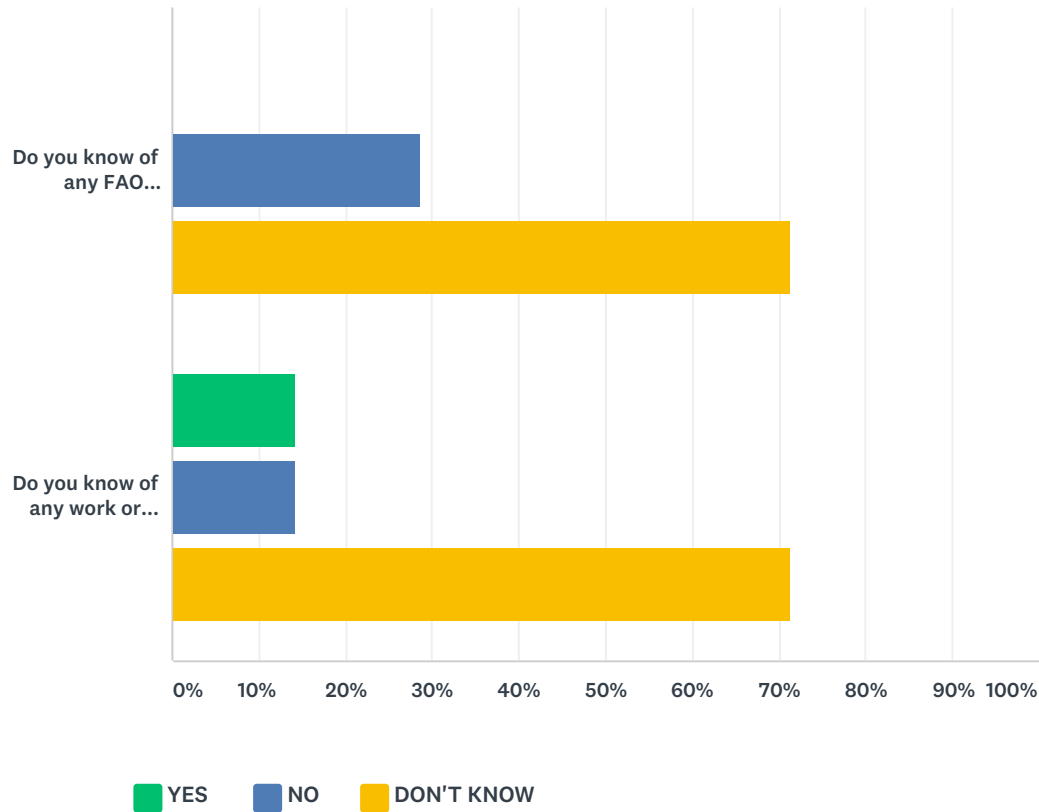
Answered: 7 Skipped: 4



	YES	NO	TOTAL
Do you know of a national or regional food safety related tracking system supported by FAO?	28.57% 2	71.43% 5	7
Do you know of any integrated monitoring system (tracking hazards and threats from multiple sectors)?	42.86% 3	57.14% 4	7

Q18 Please answer the following questions:

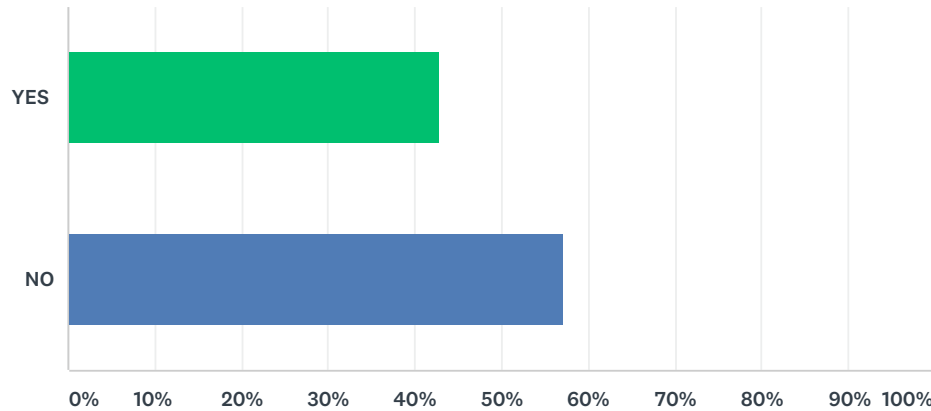
Answered: 7 Skipped: 4



	YES	NO	DON'T KNOW	TOTAL
Do you know of any FAO activity supporting food safety crisis prevention at community level ?	0.00% 0	28.57% 2	71.43% 5	7
Do you know of any work or studies carried out by FAO focusing on communities and groups affected by food chain crises (food safety)?	14.29% 1	14.29% 1	71.43% 5	7

Q19 Are you aware of FAO supporting the design of preparedness or contingency plans for future food safety crises ?

Answered: 7 Skipped: 4



ANSWER CHOICES	RESPONSES	
YES	42.86%	3
NO	57.14%	4
TOTAL		7

Q20 Could you please list three things FAO should do to improve its efforts to build resilience to food chain crises linked to food safety?

Answered: 7 Skipped: 4

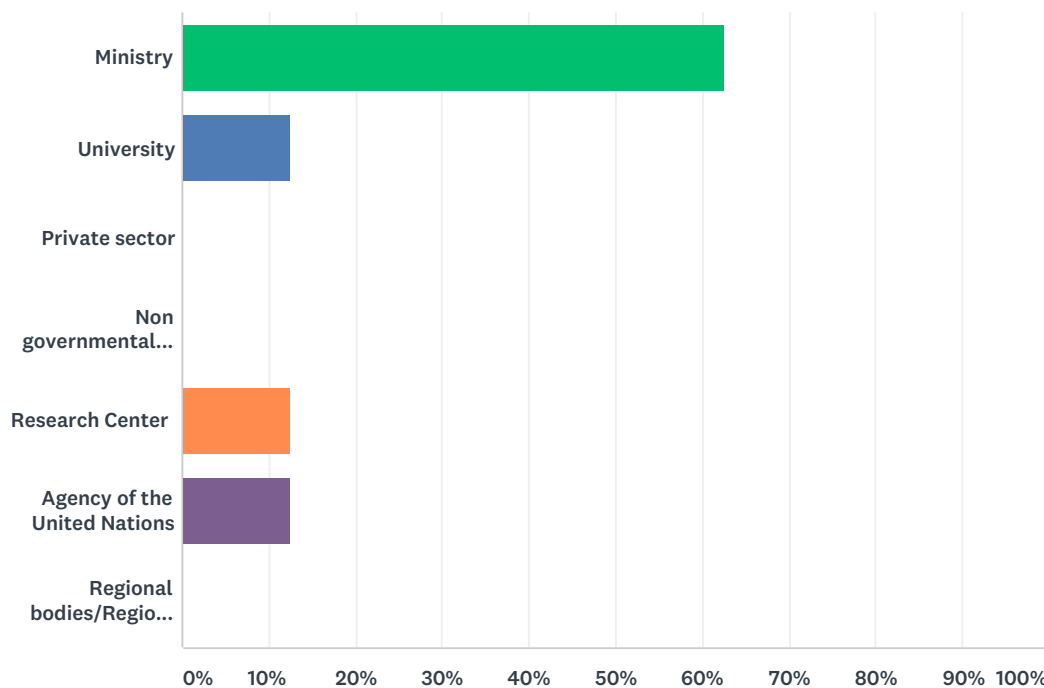
Q21 What are your personal email addresses?

Answered: 0 Skipped: 11

ANSWER CHOICES	RESPONSES	
Address 1	0.00%	0
Address 2	0.00%	0
Address 3	0.00%	0
Address 4	0.00%	0

Q1 What is the type of organization you work in?

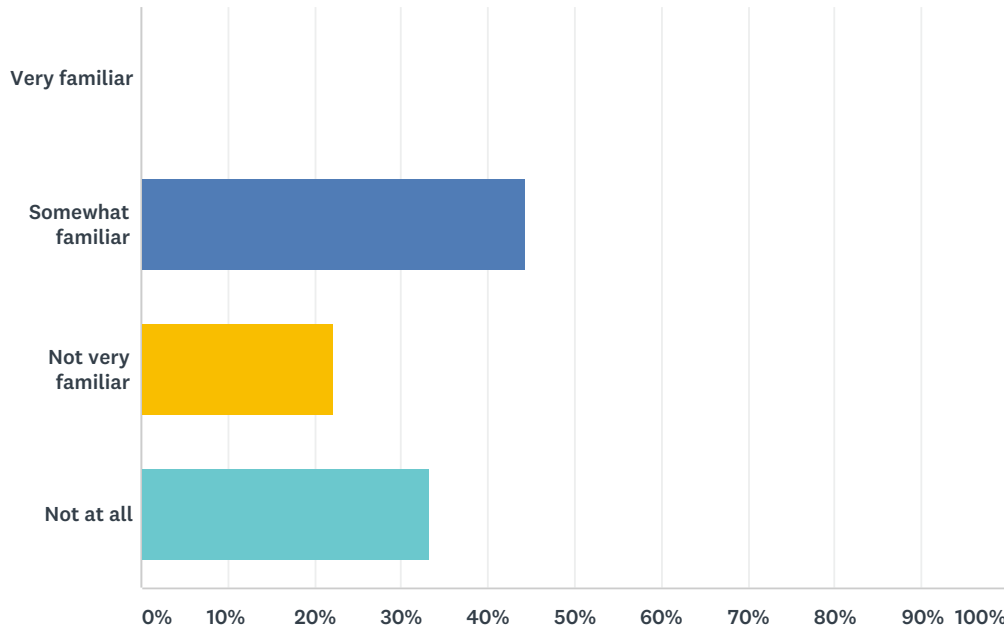
Answered: 8 Skipped: 1



ANSWER CHOICES	RESPONSES	
Ministry	62.50%	5
University	12.50%	1
Private sector	0.00%	0
Non governmental organization	0.00%	0
Research Center	12.50%	1
Agency of the United Nations	12.50%	1
Regional bodies/Regional economic communities	0.00%	0
Total Respondents: 8		

Q2 How familiar are you with the FAO Emergency Prevention System (EMPRES)?

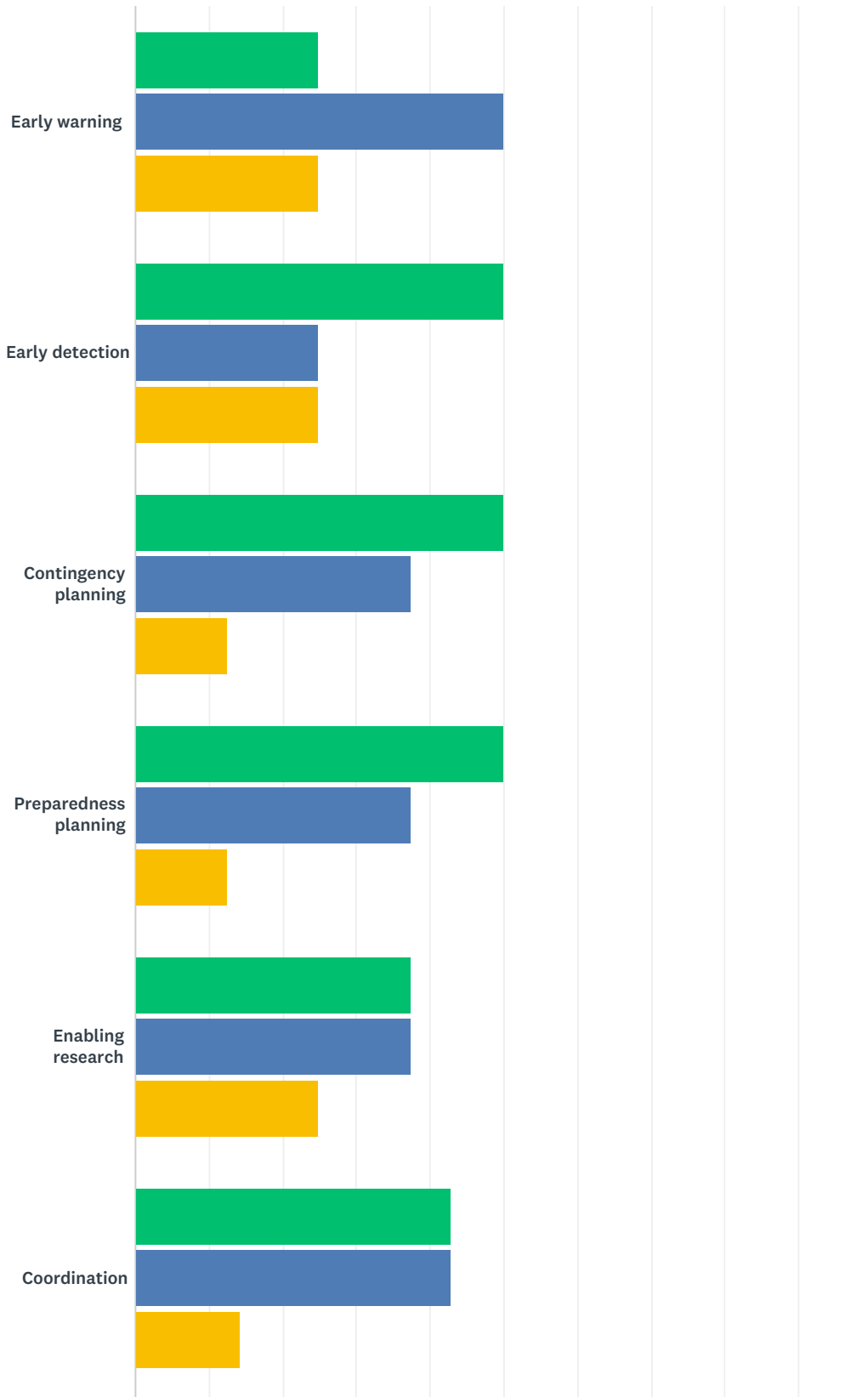
Answered: 9 Skipped: 0



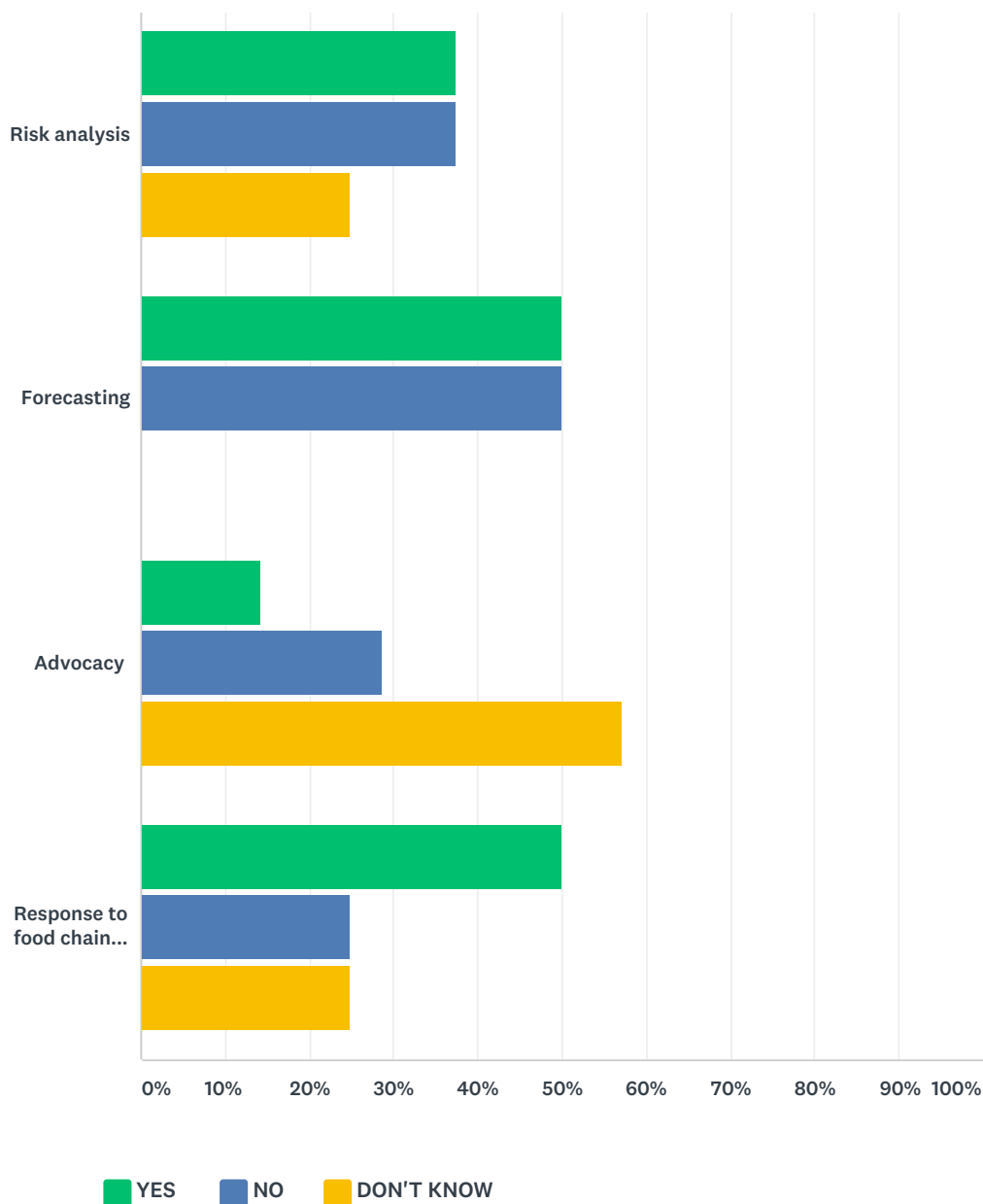
ANSWER CHOICES	RESPONSES	
Very familiar	0.00%	0
Somewhat familiar	44.44%	4
Not very familiar	22.22%	2
Not at all	33.33%	3
TOTAL		9

Q3 Are you aware of any ongoing or past capacity building activities carried out by FAO in your country or with your organization in terms of :

Answered: 8 Skipped: 1



EMPRES 2016 - FAO partners - Forest Health



	YES	NO	DON'T KNOW	TOTAL
Early warning	25.00% 2	50.00% 4	25.00% 2	8
Early detection	50.00% 4	25.00% 2	25.00% 2	8
Contingency planning	50.00% 4	37.50% 3	12.50% 1	8
Preparedness planning	50.00% 4	37.50% 3	12.50% 1	8
Enabling research	37.50% 3	37.50% 3	25.00% 2	8
Coordination	42.86% 3	42.86% 3	14.29% 1	7
Risk analysis	37.50% 3	37.50% 3	25.00% 2	8

EMPRES 2016 - FAO partners - Forest Health

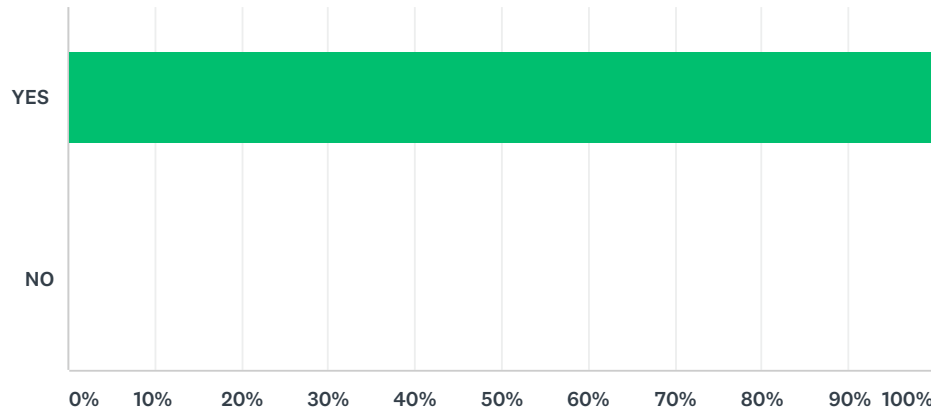
Forecasting	50.00% 4	50.00% 4	0.00% 0	8
Advocacy	14.29% 1	28.57% 2	57.14% 4	7
Response to food chain crises linked to forest health	50.00% 4	25.00% 2	25.00% 2	8

Q4 What should be FAO's priorities in terms of capacity building to address food chain crises linked to forest health?

Answered: 7 Skipped: 2

Q5 Did you partner with FAO in relation to building resilience in the forest health sub-sector?

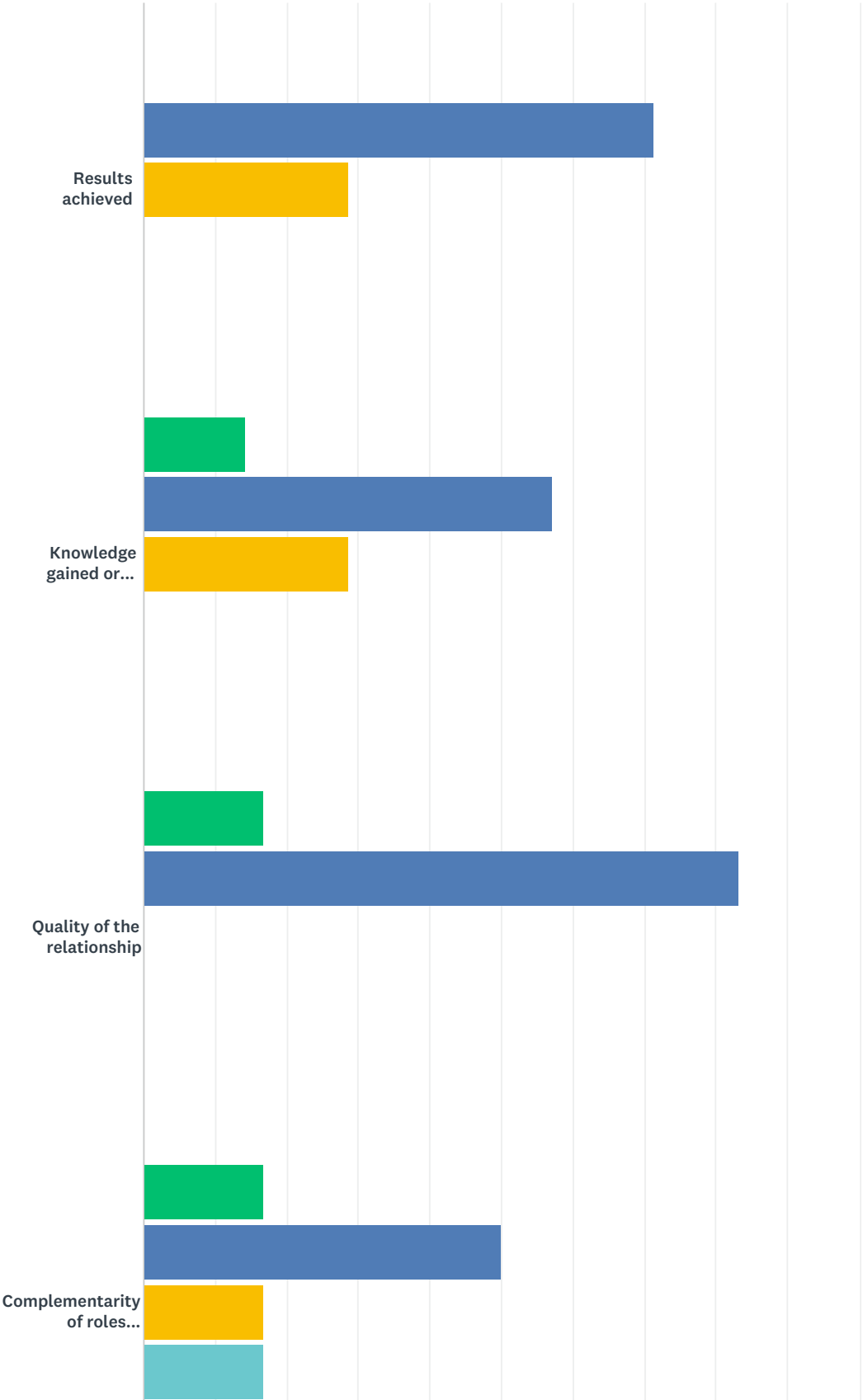
Answered: 8 Skipped: 1



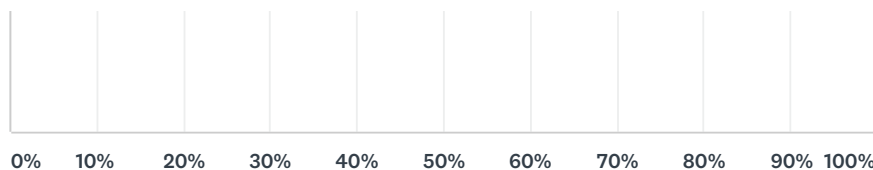
ANSWER CHOICES	RESPONSES	
YES	100.00%	8
NO	0.00%	0
TOTAL		8

Q6 If you answered yes, how would you rate this partnership in terms of

Answered: 7 Skipped: 2



EMPRES 2016 - FAO partners - Forest Health

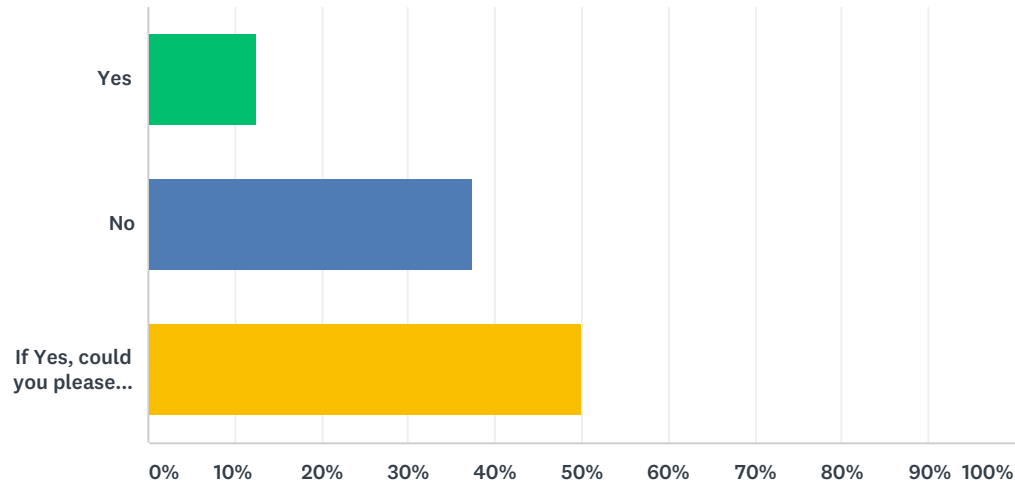


■ Excellent
 ■ Good
 ■ Fair
 ■ Poor
 ■ Very poor

	EXCELLENT	GOOD	FAIR	POOR	VERY POOR	TOTAL
Results achieved	0.00% 0	71.43% 5	28.57% 2	0.00% 0	0.00% 0	7
Knowledge gained or transferred	14.29% 1	57.14% 4	28.57% 2	0.00% 0	0.00% 0	7
Quality of the relationship	16.67% 1	83.33% 5	0.00% 0	0.00% 0	0.00% 0	6
Complementarity of roles between your organization and FAO	16.67% 1	50.00% 3	16.67% 1	16.67% 1	0.00% 0	6

Q7 Do you know any report, brochure or other communication products by FAO related to food chain crises (forest health)?

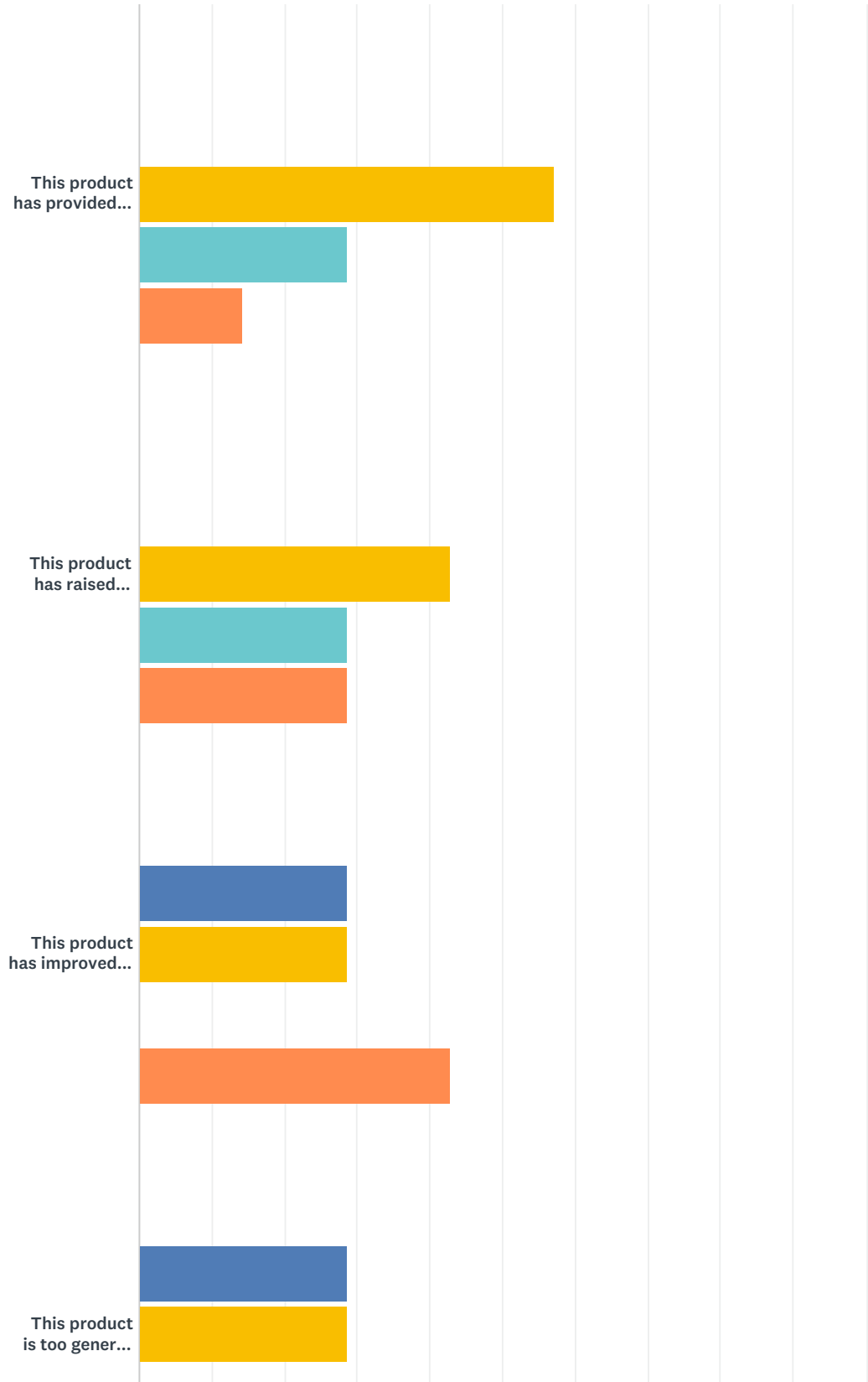
Answered: 8 Skipped: 1

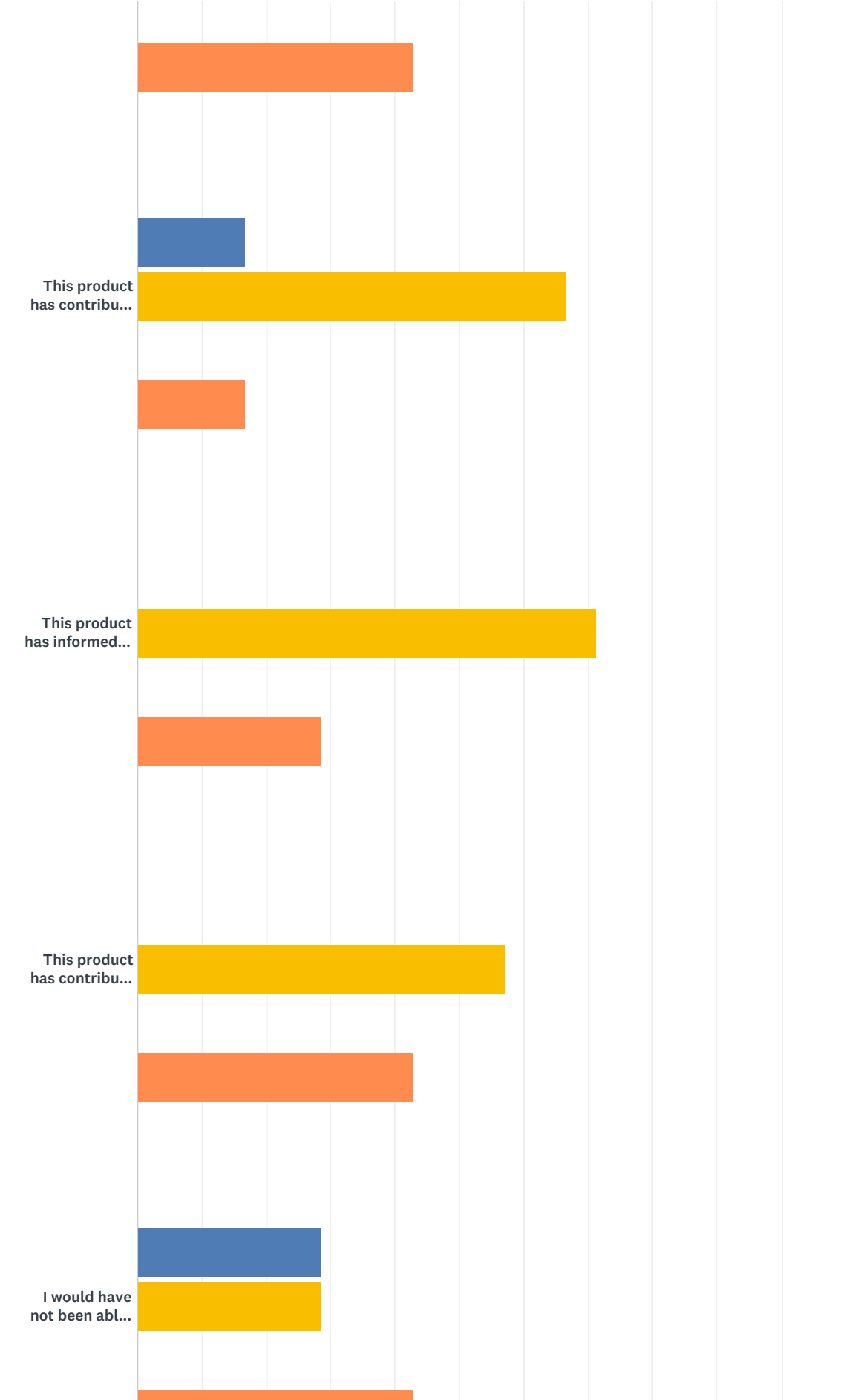


ANSWER CHOICES	RESPONSES	
Yes	12.50%	1
No	37.50%	3
If Yes, could you please indicate which one(s) you use and if you share these with others?	50.00%	4
TOTAL		8

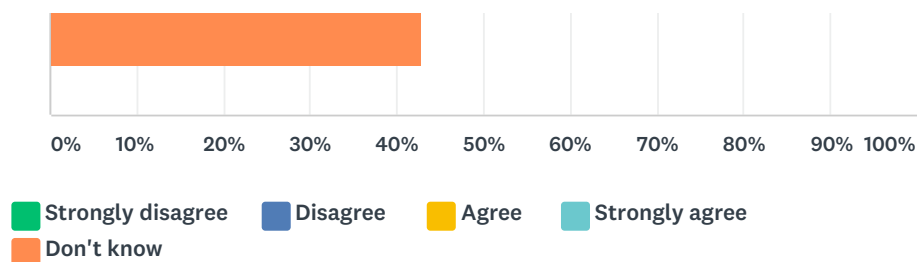
Q8 Do you agree with the following statements about the communication products you listed above?

Answered: 7 Skipped: 2





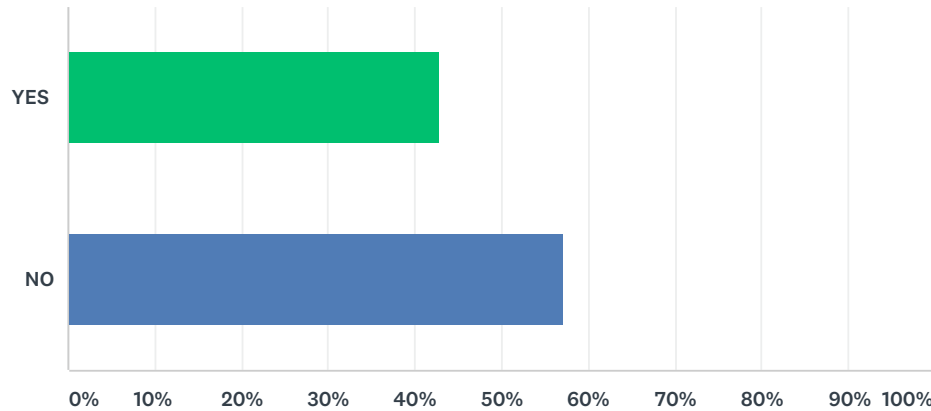
EMPRES 2016 - FAO partners - Forest Health



	STRONGLY DISAGREE	DISAGREE	AGREE	STRONGLY AGREE	DON'T KNOW	TOTAL
This product has provided technical excellence in terms of early detection, early warning, contingency planning and response to food chain crises	0.00% 0	0.00% 0	57.14% 4	28.57% 2	14.29% 1	7
This product has raised awareness on early detection, early warning, contingency planning and response to food chain crises	0.00% 0	0.00% 0	42.86% 3	28.57% 2	28.57% 2	7
This product has improved your own research, practice or performance	0.00% 0	28.57% 2	28.57% 2	0.00% 0	42.86% 3	7
This product is too general to produce any significant impact on your own research, practice or performance	0.00% 0	28.57% 2	28.57% 2	0.00% 0	42.86% 3	7
This product has contributed to develop new and/or innovative field projects	0.00% 0	16.67% 1	66.67% 4	0.00% 0	16.67% 1	6
This product has informed policy dialogue and setting	0.00% 0	0.00% 0	71.43% 5	0.00% 0	28.57% 2	7
This product has contributed to the formulation or strengthening of programmes	0.00% 0	0.00% 0	57.14% 4	0.00% 0	42.86% 3	7
I would have not been able to achieve the same results without this product	0.00% 0	28.57% 2	28.57% 2	0.00% 0	42.86% 3	7

Q9 Have you contributed to a response led by FAO and partners to a forest health related food chain crisis?

Answered: 7 Skipped: 2

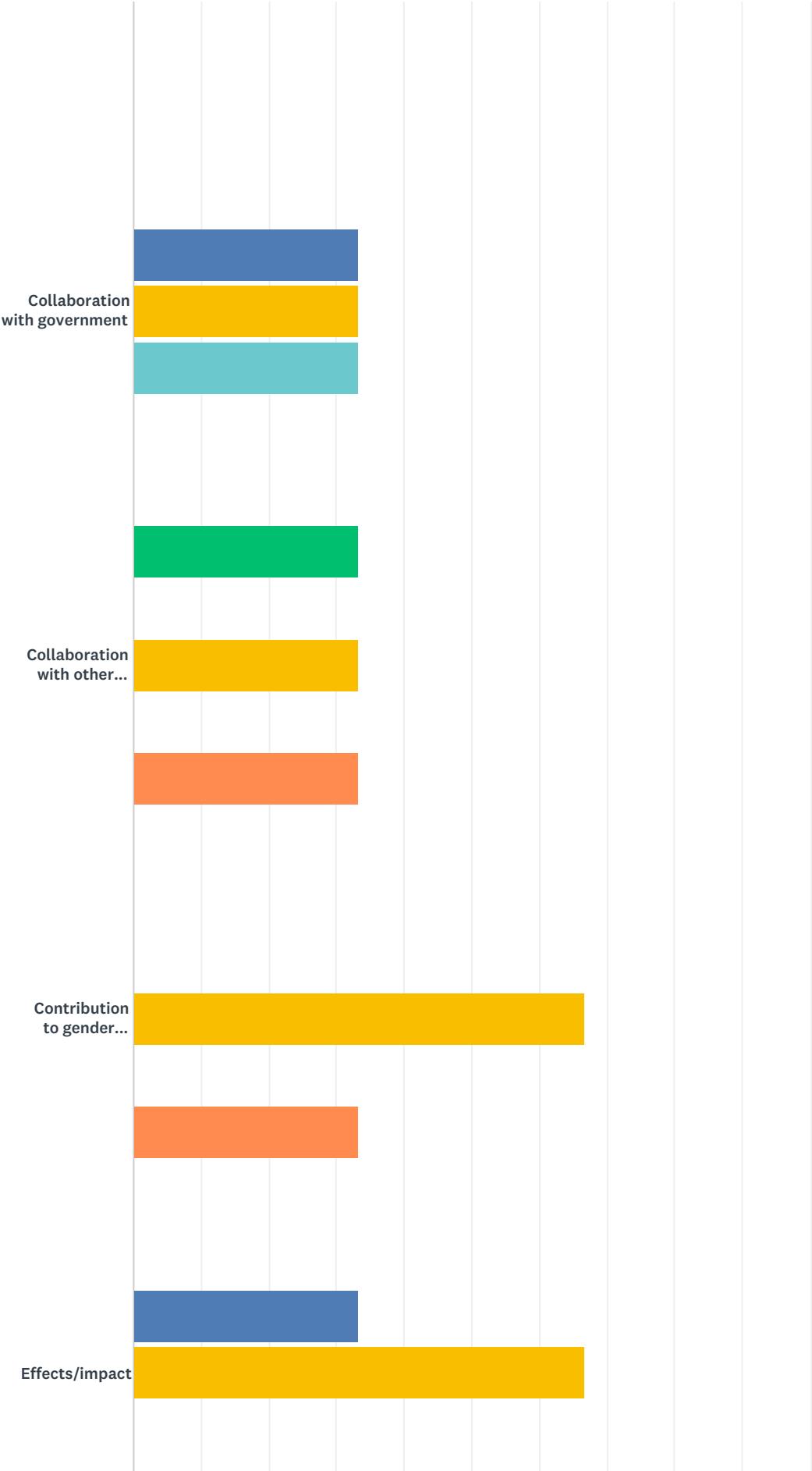


ANSWER CHOICES	RESPONSES	
YES	42.86%	3
NO	57.14%	4
TOTAL		7

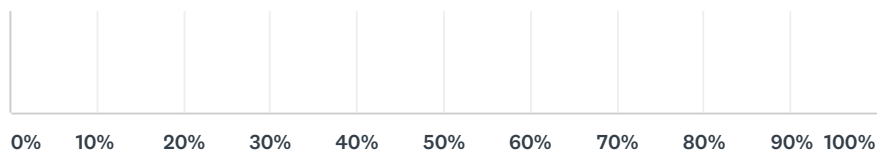
Q10 If yes, how did you perceive the quality of the FAO support in terms of:

Answered: 3 Skipped: 6





EMPRES 2016 - FAO partners - Forest Health

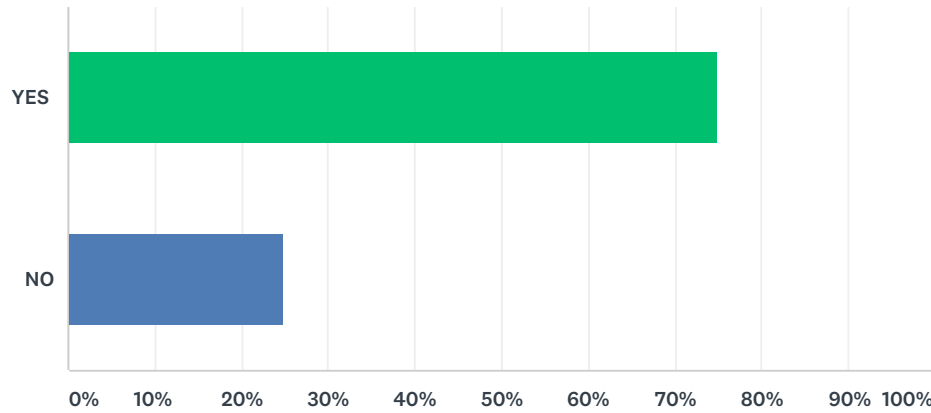


■ Poor
 ■ Fair
 ■ Good
 ■ Very good
 ■ Don't know

	POOR	FAIR	GOOD	VERY GOOD	DON'T KNOW	TOTAL
Planning	0.00% 0	33.33% 1	33.33% 1	33.33% 1	0.00% 0	3
Implementation	0.00% 0	0.00% 0	100.00% 3	0.00% 0	0.00% 0	3
Timeliness	0.00% 0	33.33% 1	33.33% 1	33.33% 1	0.00% 0	3
Technical direction	0.00% 0	0.00% 0	100.00% 3	0.00% 0	0.00% 0	3
Collaboration with government	0.00% 0	33.33% 1	33.33% 1	33.33% 1	0.00% 0	3
Collaboration with other partner(s)	33.33% 1	0.00% 0	33.33% 1	0.00% 0	33.33% 1	3
Contribution to gender equality	0.00% 0	0.00% 0	66.67% 2	0.00% 0	33.33% 1	3
Effects/impact	0.00% 0	33.33% 1	66.67% 2	0.00% 0	0.00% 0	3

Q11 Was the crisis controlled or minimized as a result of the FAO supported response?

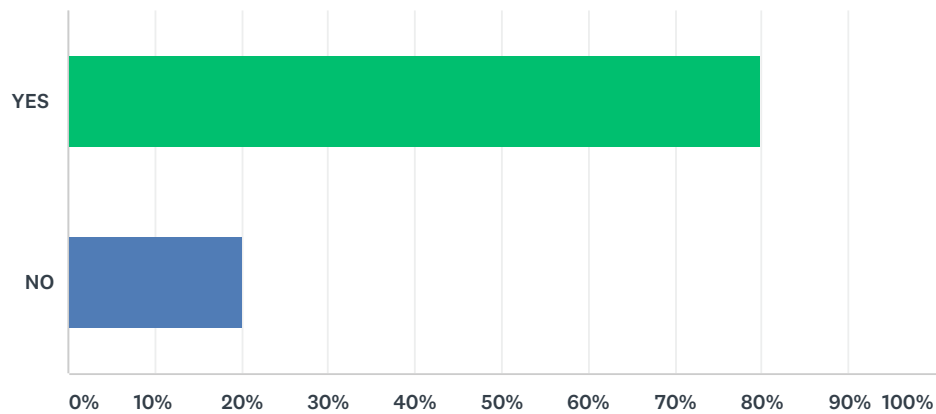
Answered: 4 Skipped: 5



ANSWER CHOICES	RESPONSES	
YES	75.00%	3
NO	25.00%	1
TOTAL		4

Q12 Do you know if lessons learned from a response were shared?

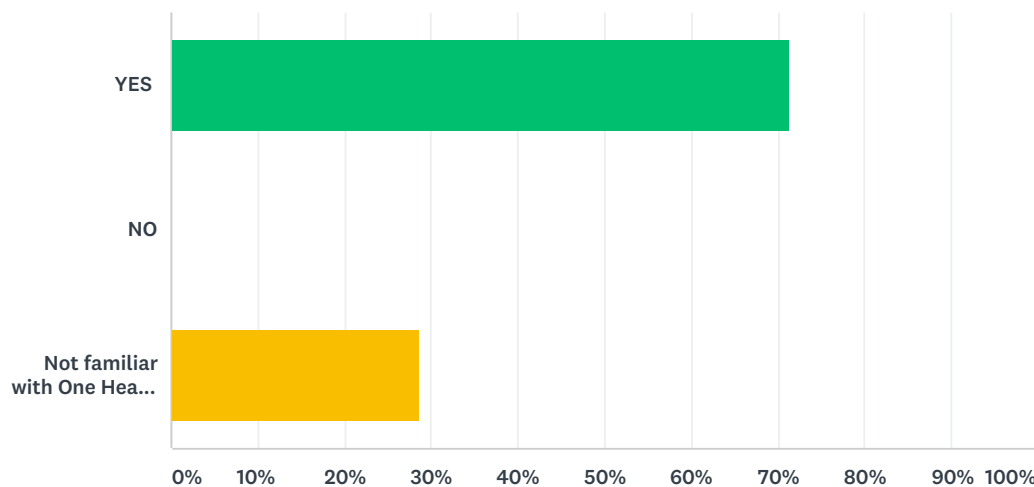
Answered: 5 Skipped: 4



ANSWER CHOICES	RESPONSES	
YES	80.00%	4
NO	20.00%	1
TOTAL		5

Q13 The One Health approach recognizes that the health of humans, plants and ecosystems are interconnected. This concept involves applying a coordinated, collaborative, multidisciplinary and cross-sectoral approach to address complex challenges that threaten human and plant health, food security and the environments where diseases flourish. It also reflects the disease dynamics into the broader context of sustainable agriculture, socio-economic development, environment protection and sustainability. In your area of work, do you see the added value of adopting the One Health approach?

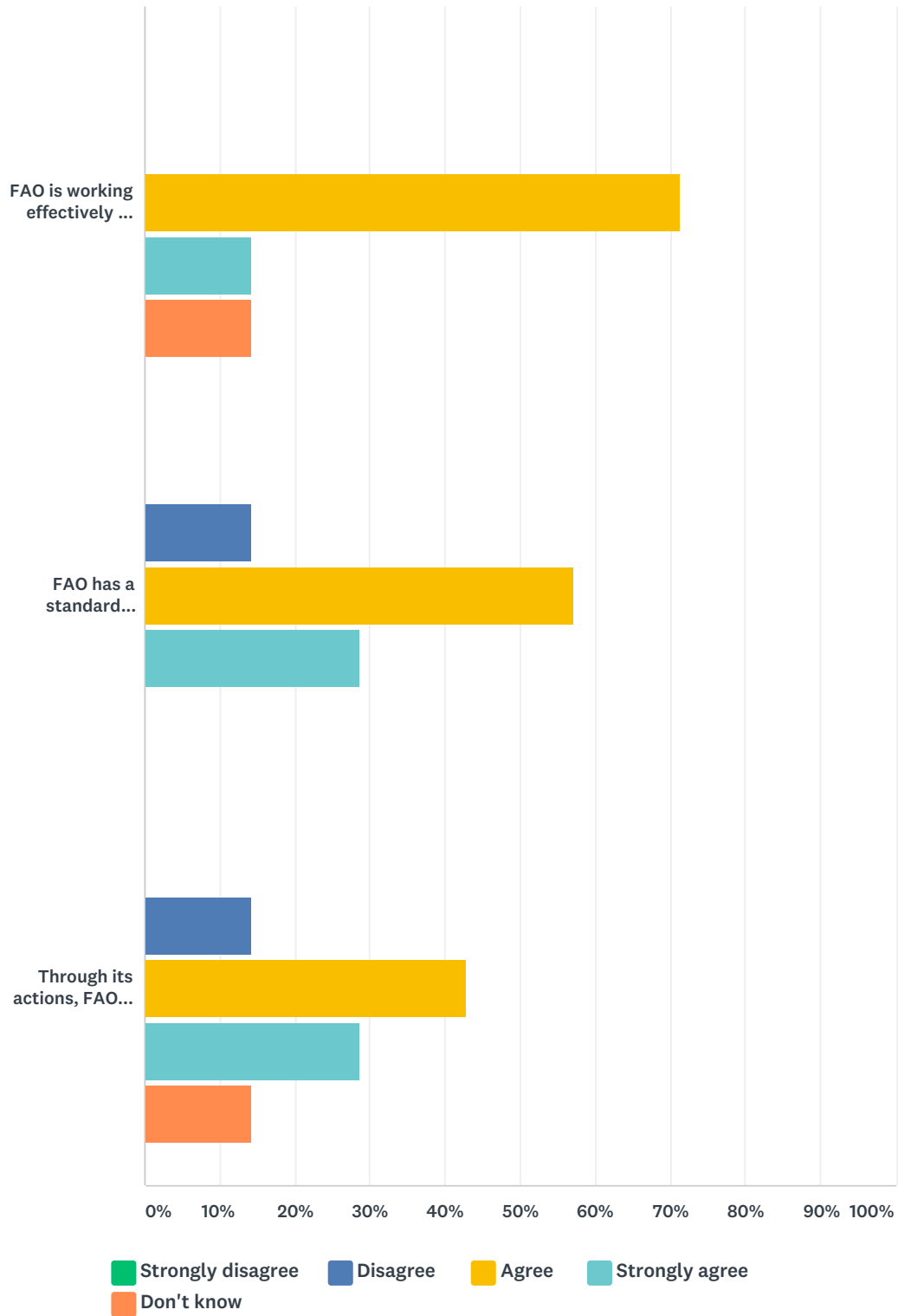
Answered: 7 Skipped: 2



ANSWER CHOICES	RESPONSES	
YES	71.43%	5
NO	0.00%	0
Not familiar with One Health	28.57%	2
TOTAL		7

Q14 Do you agree with the following statements?

Answered: 7 Skipped: 2



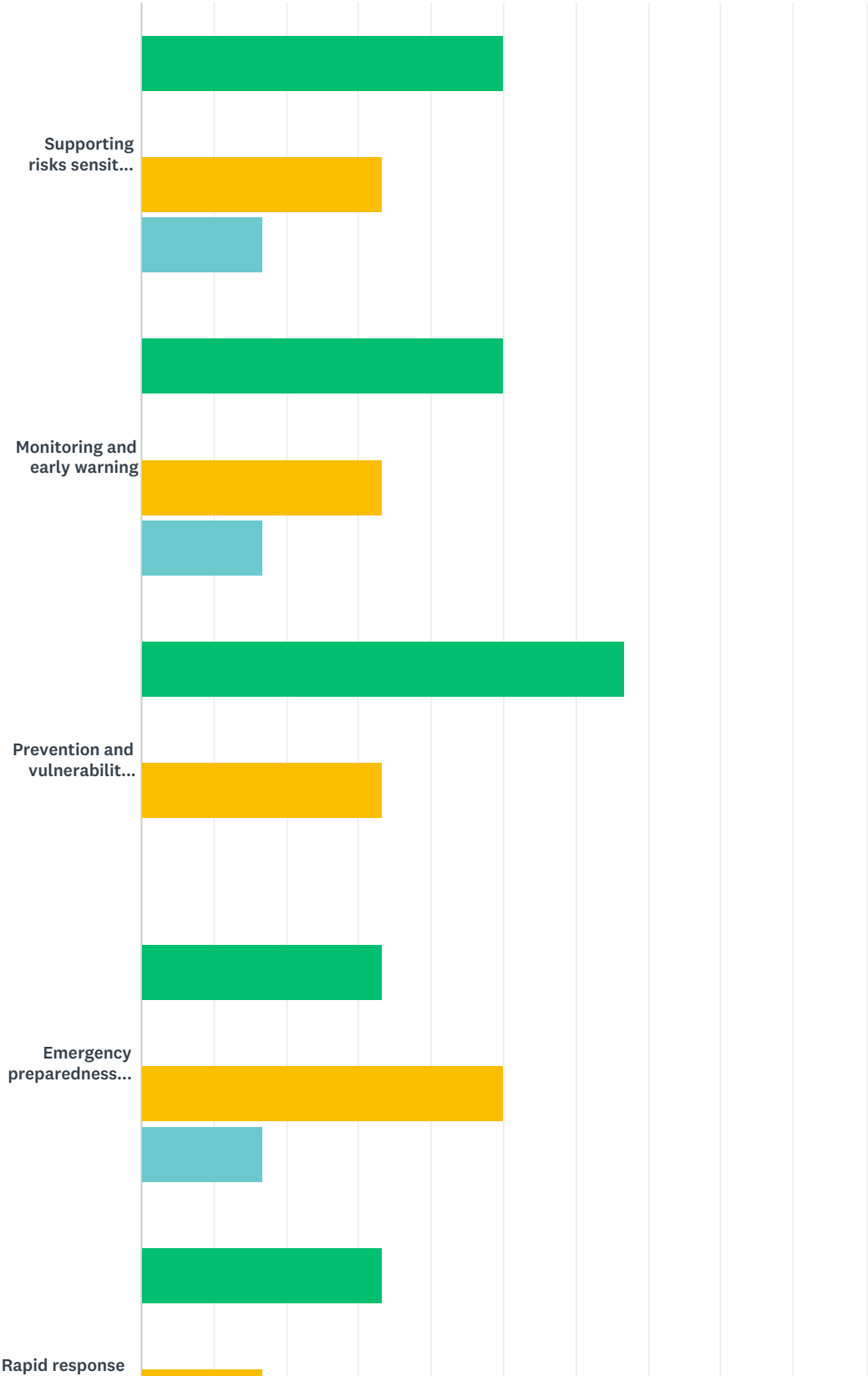
	STRONGLY DISAGREE	DISAGREE	AGREE	STRONGLY AGREE	DON'T KNOW	TOTAL
--	-------------------	----------	-------	----------------	------------	-------

EMPRES 2016 - FAO partners - Forest Health

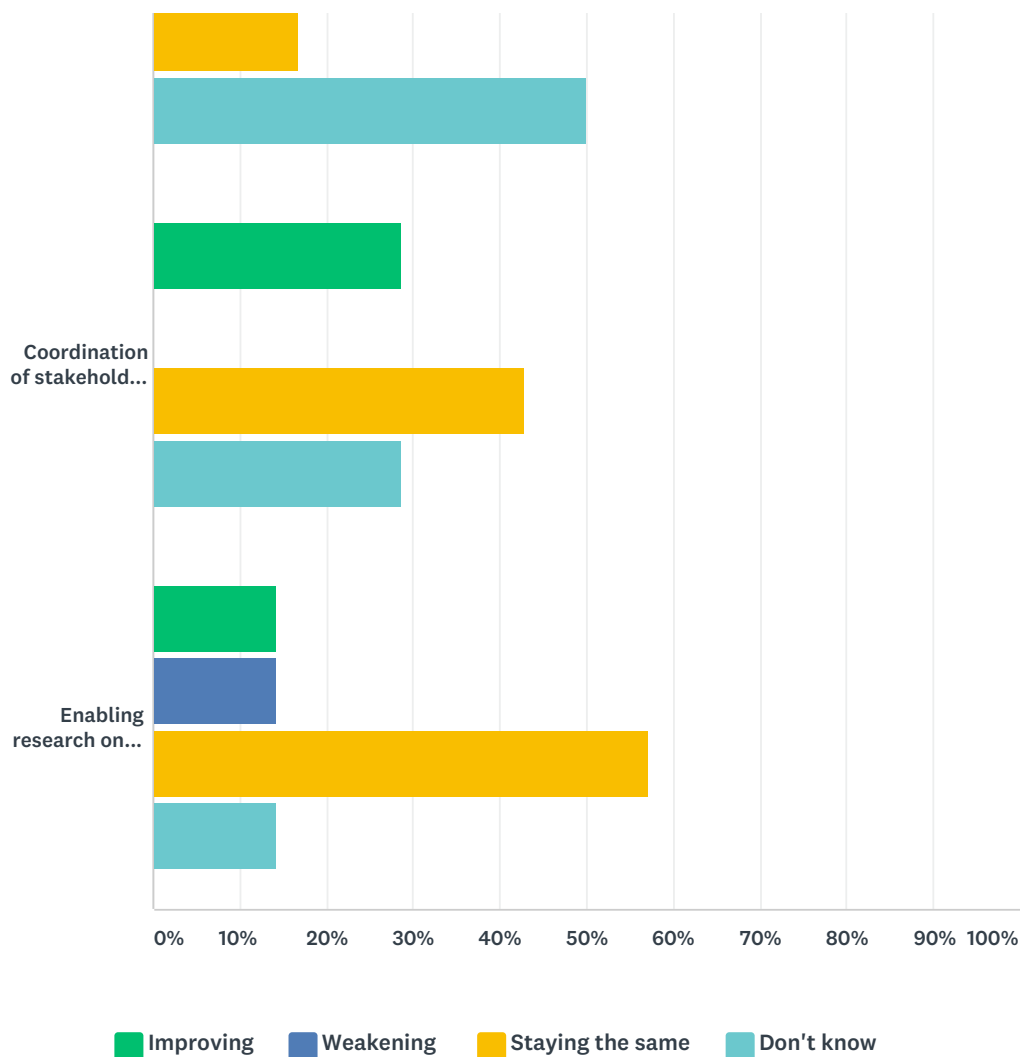
FAO is working effectively for building resilience to food chain crises affecting forest health	0.00% 0	0.00% 0	71.43% 5	14.29% 1	14.29% 1	7
FAO has a standard setting and guidance role to play in addressing food chain crises affecting forest health	0.00% 0	14.29% 1	57.14% 4	28.57% 2	0.00% 0	7
Through its actions, FAO ensures sustainability when it comes to building resilience to food chain crisis affecting forest health	0.00% 0	14.29% 1	42.86% 3	28.57% 2	14.29% 1	7

Q15 In the last four years, how do you see FAO efforts in the following resilience building areas of plant protection?

Answered: 7 Skipped: 2



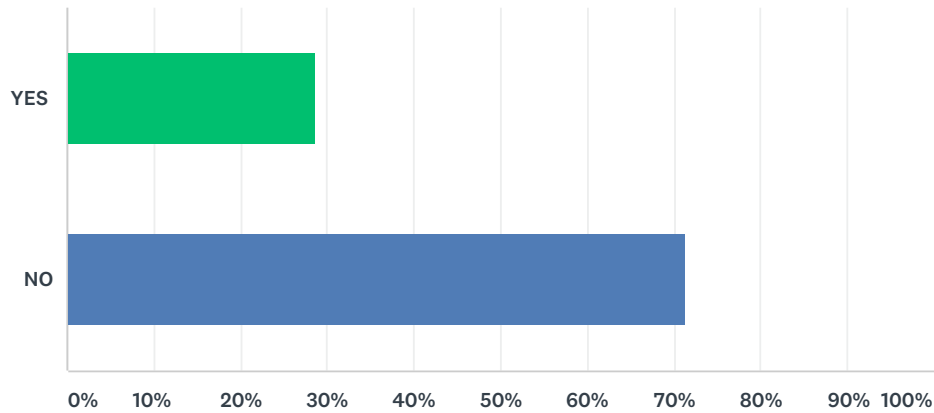
EMPRES 2016 - FAO partners - Forest Health



	IMPROVING	WEAKENING	STAYING THE SAME	DON'T KNOW	TOTAL
Supporting risks sensitive policies	50.00% 3	0.00% 0	33.33% 2	16.67% 1	6
Monitoring and early warning	50.00% 3	0.00% 0	33.33% 2	16.67% 1	6
Prevention and vulnerability reduction	66.67% 4	0.00% 0	33.33% 2	0.00% 0	6
Emergency preparedness and mid to long term response	33.33% 2	0.00% 0	50.00% 3	16.67% 1	6
Rapid response	33.33% 2	0.00% 0	16.67% 1	50.00% 3	6
Coordination of stakeholders involved in forest health crises	28.57% 2	0.00% 0	42.86% 3	28.57% 2	7
Enabling research on forest health crises	14.29% 1	14.29% 1	57.14% 4	14.29% 1	7

Q16 Do you know of other organizations, including private sector partners, involved in food chain crises (e.g. preparedness, contingency planning, response) related to forest health?

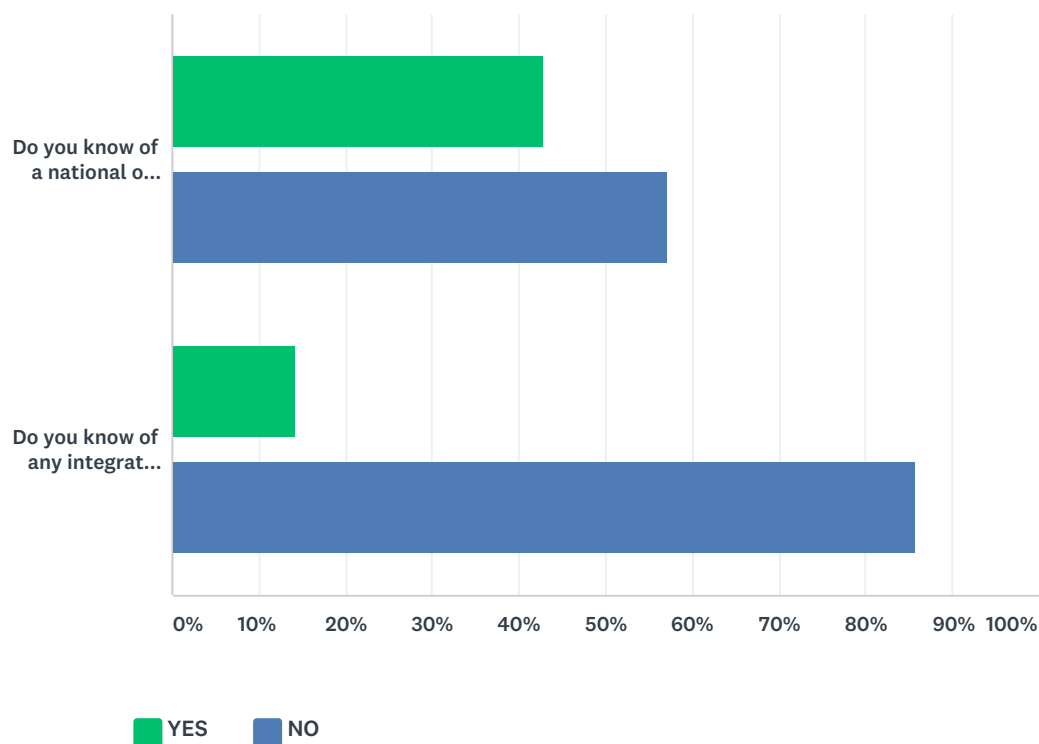
Answered: 7 Skipped: 2



ANSWER CHOICES	RESPONSES	
YES	28.57%	2
NO	71.43%	5
TOTAL		7

Q17 Please answer the following questions:

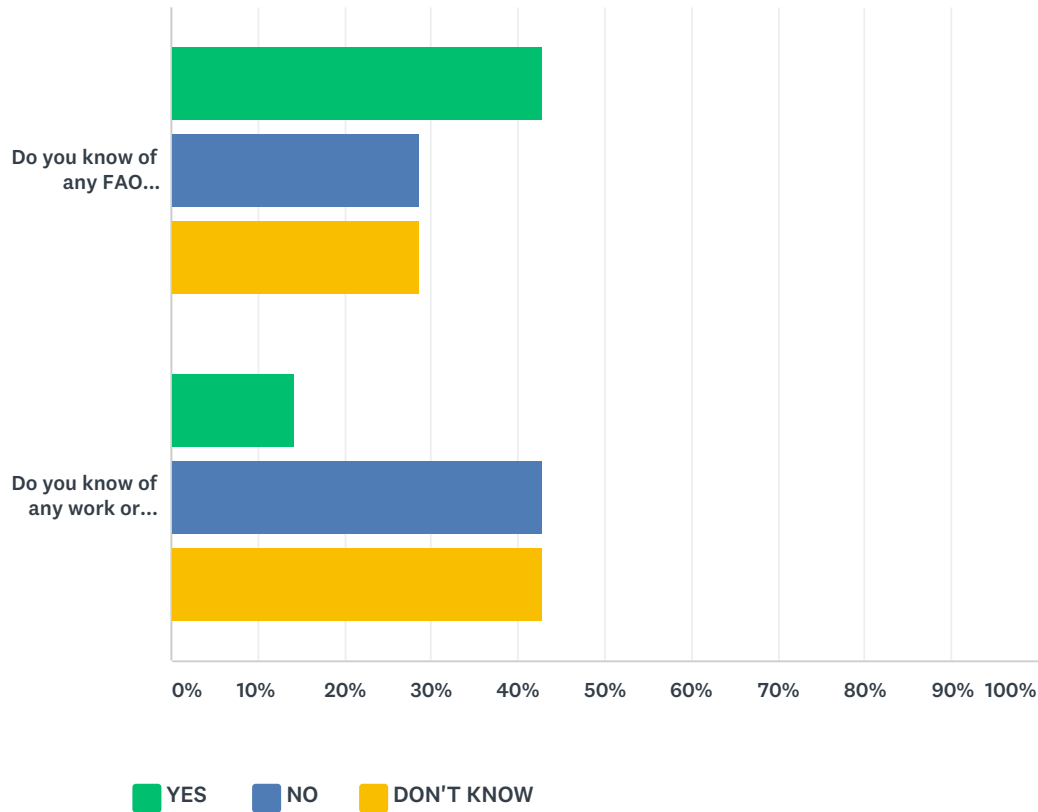
Answered: 7 Skipped: 2



	YES	NO	TOTAL
Do you know of a national or regional forest health tracking system supported by FAO?	42.86% 3	57.14% 4	7
Do you know of any integrated monitoring system (tracking hazards and threats from multiple sectors)?	14.29% 1	85.71% 6	7

Q18 Please answer the following questions:

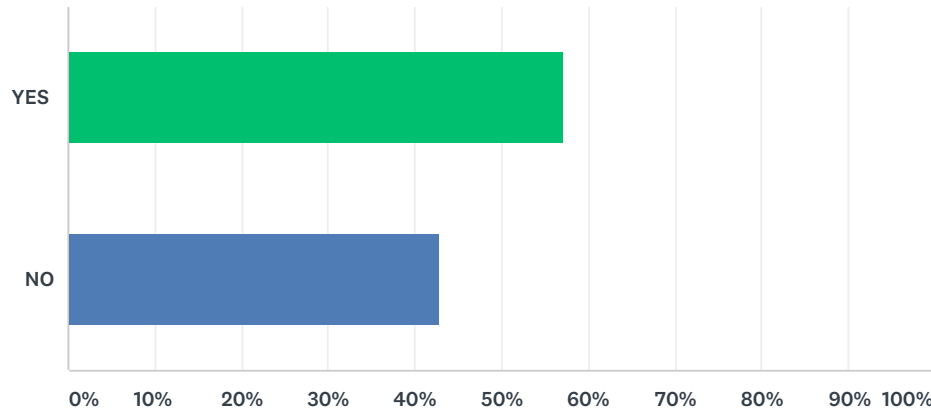
Answered: 7 Skipped: 2



	YES	NO	DON'T KNOW	TOTAL
Do you know of any FAO activity supporting disease prevention at community level related to food chain crises (forest health)?	42.86% 3	28.57% 2	28.57% 2	7
Do you know of any work or studies carried out by FAO focusing on communities and groups affected by food chain crises (forest health)?	14.29% 1	42.86% 3	42.86% 3	7

Q19 Are you aware of FAO supporting the design of preparedness or contingency plans for future forest health related crises ?

Answered: 7 Skipped: 2



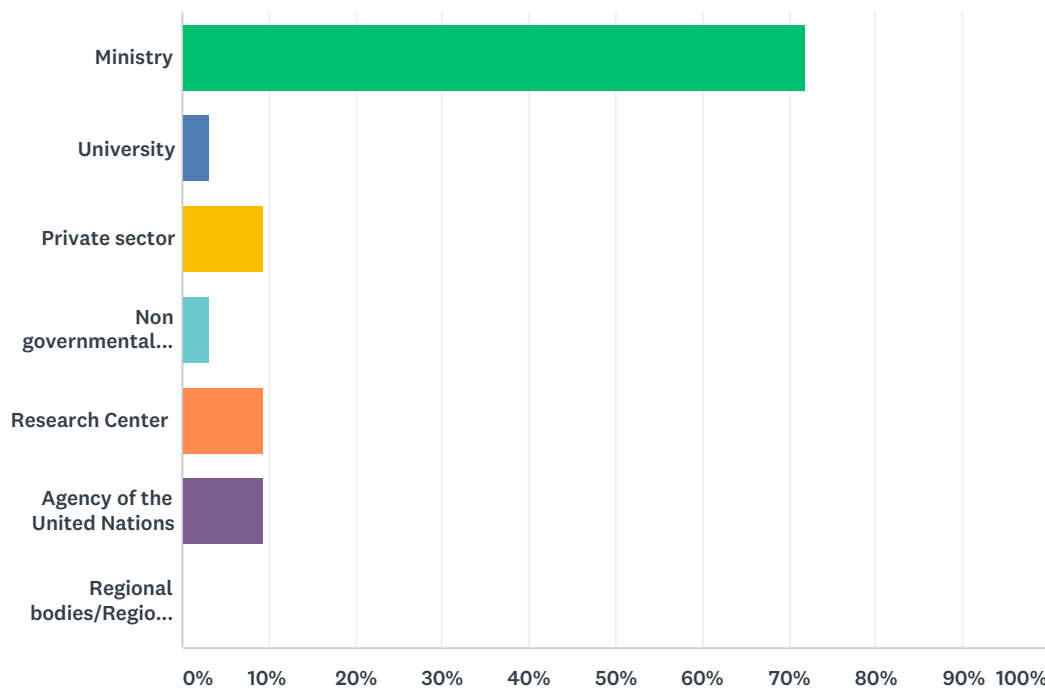
ANSWER CHOICES	RESPONSES	
YES	57.14%	4
NO	42.86%	3
TOTAL		7

Q20 Could you please list three things FAO should do to improve its efforts to build resilience to food chain crises linked to forest health?

Answered: 7 Skipped: 2

Q1 What is the type of organization you work in?

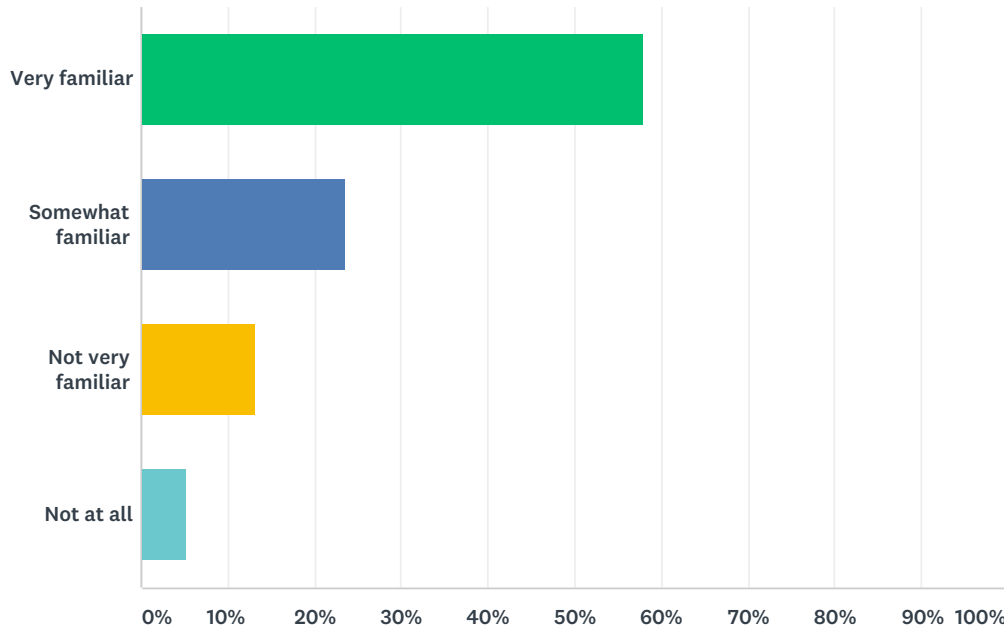
Answered: 32 Skipped: 7



ANSWER CHOICES	RESPONSES	
Ministry	71.88%	23
University	3.13%	1
Private sector	9.38%	3
Non governmental organization	3.13%	1
Research Center	9.38%	3
Agency of the United Nations	9.38%	3
Regional bodies/Regional economic communities	0.00%	0
Total Respondents: 32		

Q2 How familiar are you with the FAO Emergency Prevention System (EMPRES)?

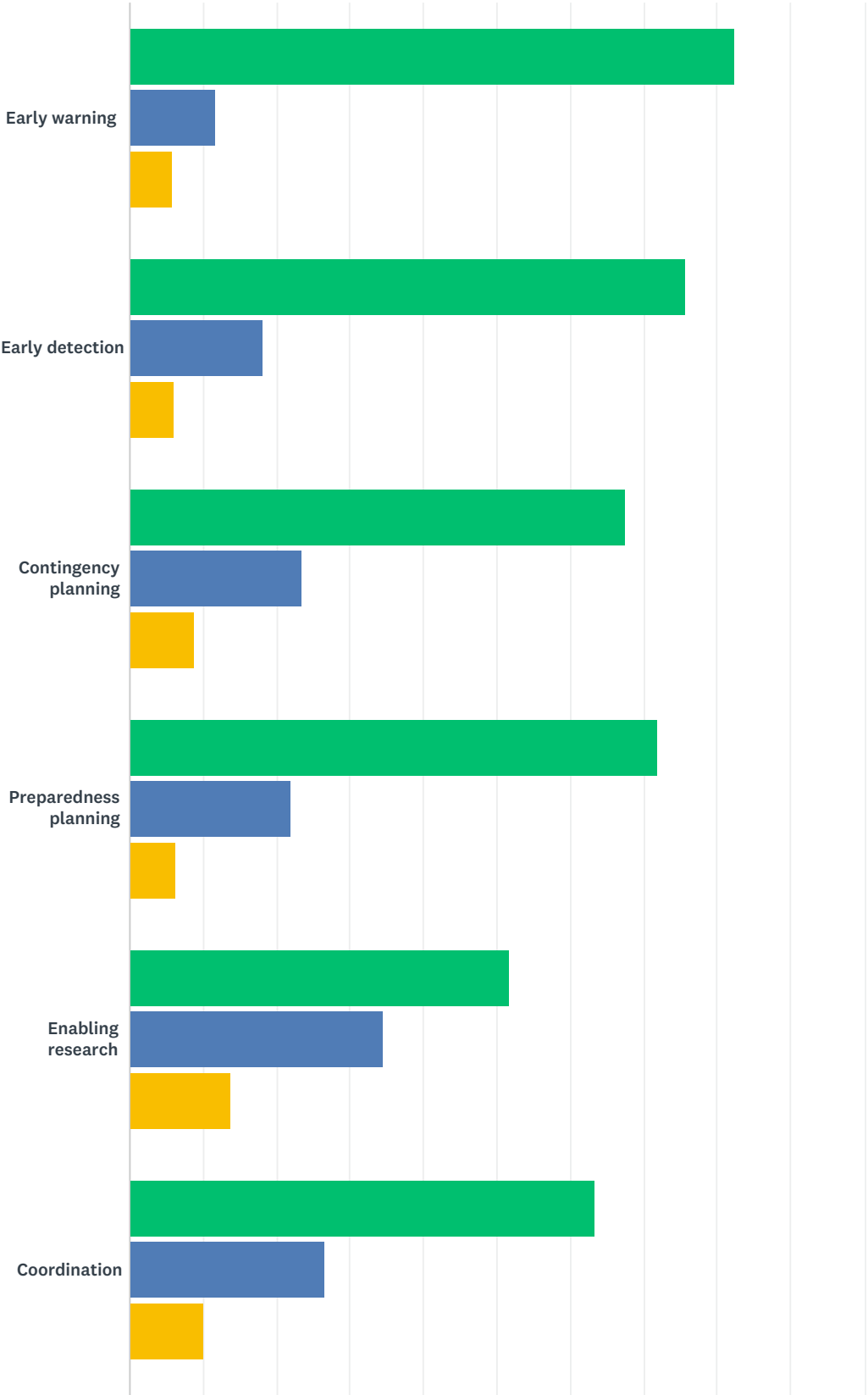
Answered: 38 Skipped: 1



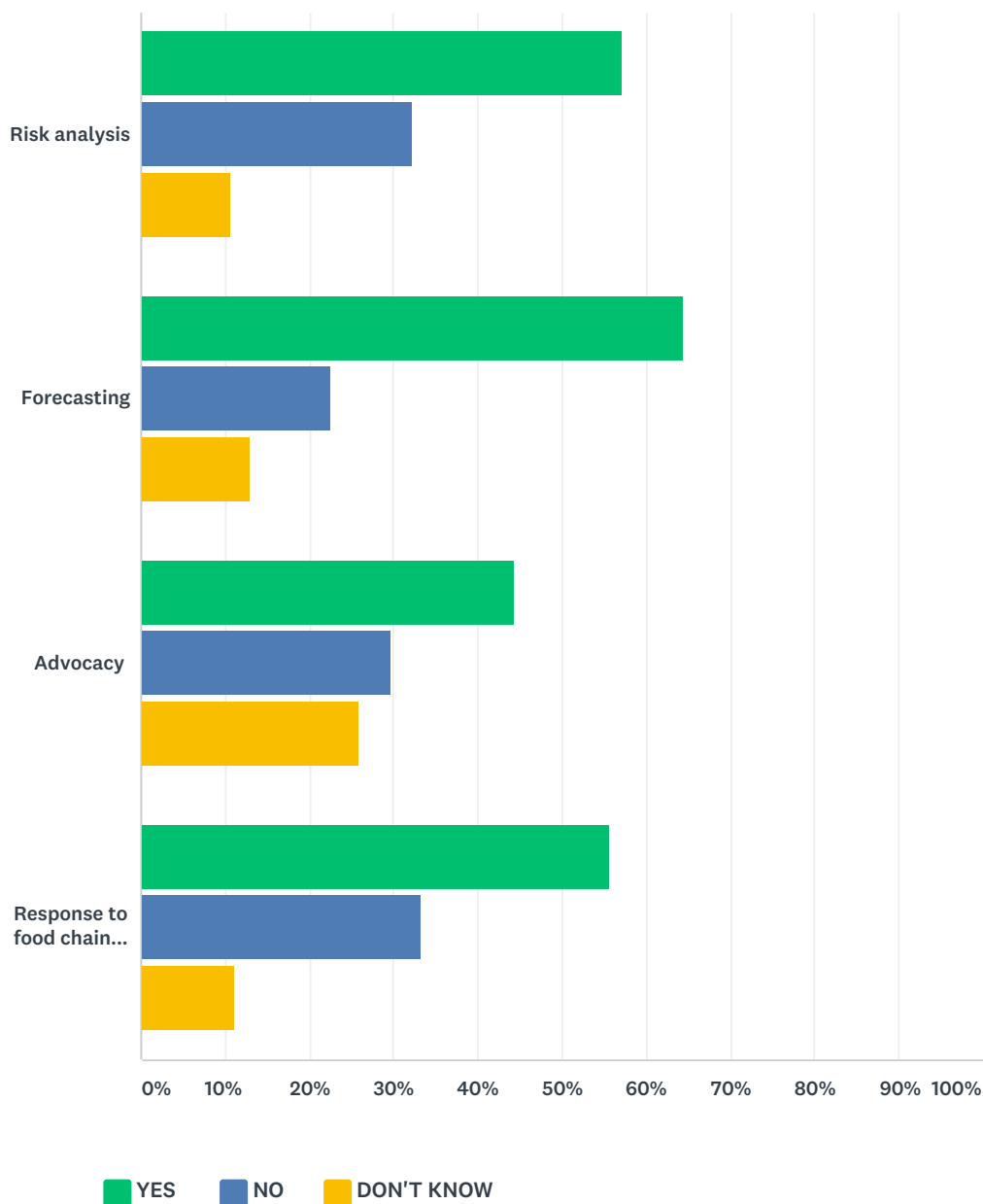
ANSWER CHOICES	RESPONSES	
Very familiar	57.89%	22
Somewhat familiar	23.68%	9
Not very familiar	13.16%	5
Not at all	5.26%	2
TOTAL		38

Q3 Are you aware of any ongoing or past capacity building activities carried out by FAO in your country or with your organization in terms of :

Answered: 35 Skipped: 4



EMPRES 2016 - FAO partners - Plant Protection



	YES	NO	DON'T KNOW	TOTAL
Early warning	82.35% 28	11.76% 4	5.88% 2	34
Early detection	75.76% 25	18.18% 6	6.06% 2	33
Contingency planning	67.65% 23	23.53% 8	8.82% 3	34
Preparedness planning	71.88% 23	21.88% 7	6.25% 2	32
Enabling research	51.72% 15	34.48% 10	13.79% 4	29
Coordination	63.33% 19	26.67% 8	10.00% 3	30
Risk analysis	57.14% 16	32.14% 9	10.71% 3	28

EMPRES 2016 - FAO partners - Plant Protection

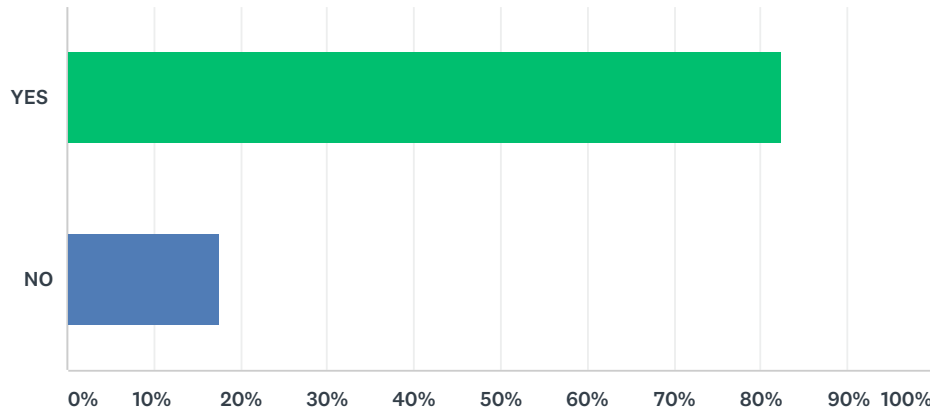
Forecasting	64.52% 20	22.58% 7	12.90% 4	31
Advocacy	44.44% 12	29.63% 8	25.93% 7	27
Response to food chain crises linked to plant protection (pests and diseases)	55.56% 15	33.33% 9	11.11% 3	27

Q4 What should be FAO's priorities in terms of capacity building to address food chain crises linked to plant protection (pests and diseases)?

Answered: 24 Skipped: 15

Q5 Did you partner with FAO in relation to building resilience in the plant protection sub-sector?

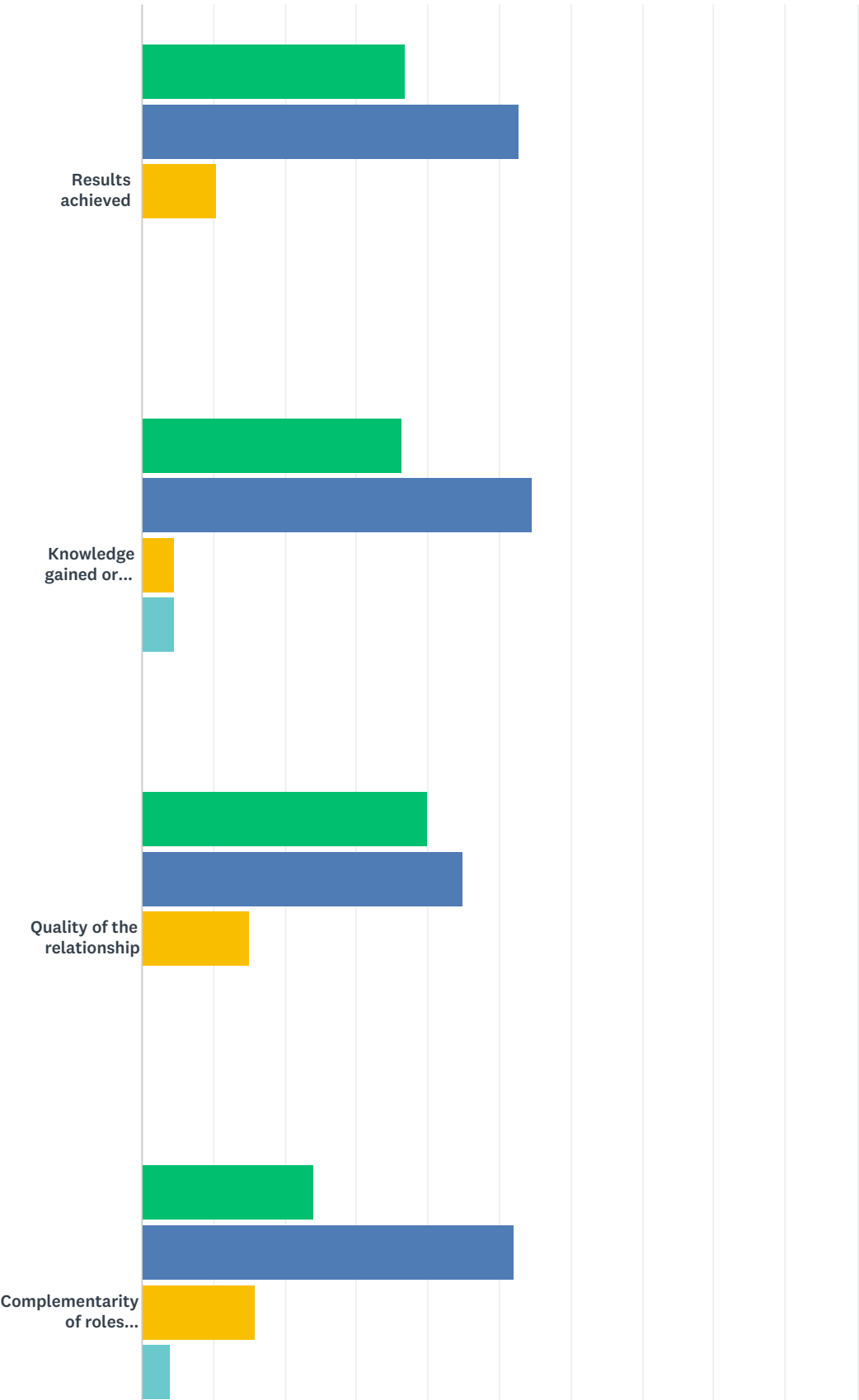
Answered: 34 Skipped: 5



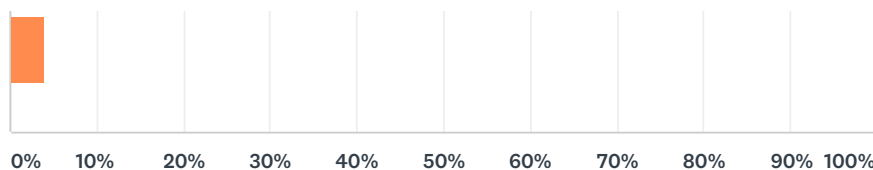
ANSWER CHOICES	RESPONSES	
YES	82.35%	28
NO	17.65%	6
TOTAL		34

Q6 If you answered yes, how would you rate this partnership in terms of

Answered: 27 Skipped: 12



EMPRES 2016 - FAO partners - Plant Protection

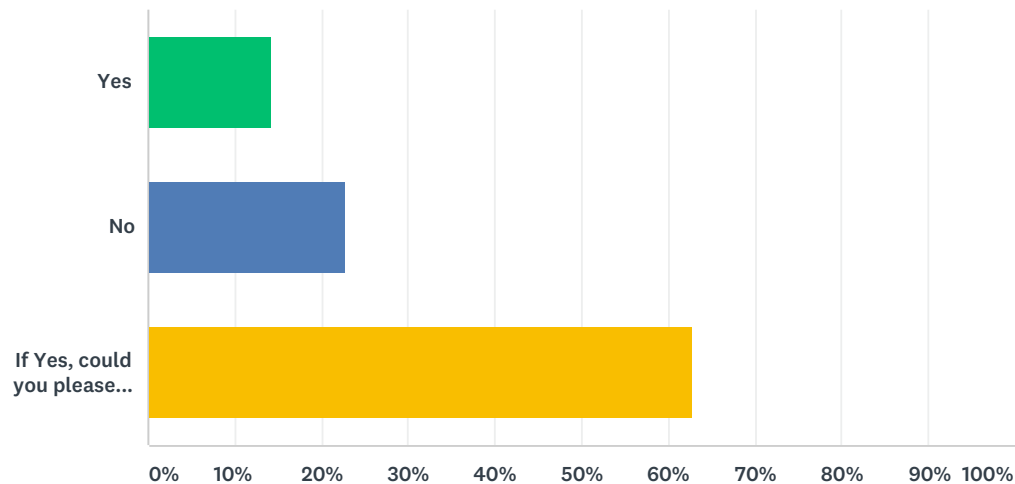


■ Excellent
 ■ Good
 ■ Fair
 ■ Poor
 ■ Very poor

	EXCELLENT	GOOD	FAIR	POOR	VERY POOR	TOTAL
Results achieved	36.84% 7	52.63% 10	10.53% 2	0.00% 0	0.00% 0	19
Knowledge gained or transferred	36.36% 8	54.55% 12	4.55% 1	4.55% 1	0.00% 0	22
Quality of the relationship	40.00% 8	45.00% 9	15.00% 3	0.00% 0	0.00% 0	20
Complementarity of roles between your organization and FAO	24.00% 6	52.00% 13	16.00% 4	4.00% 1	4.00% 1	25

Q7 Do you know any report, brochure or other communication products by FAO related to food chain crises (plant protection: pests and diseases)?

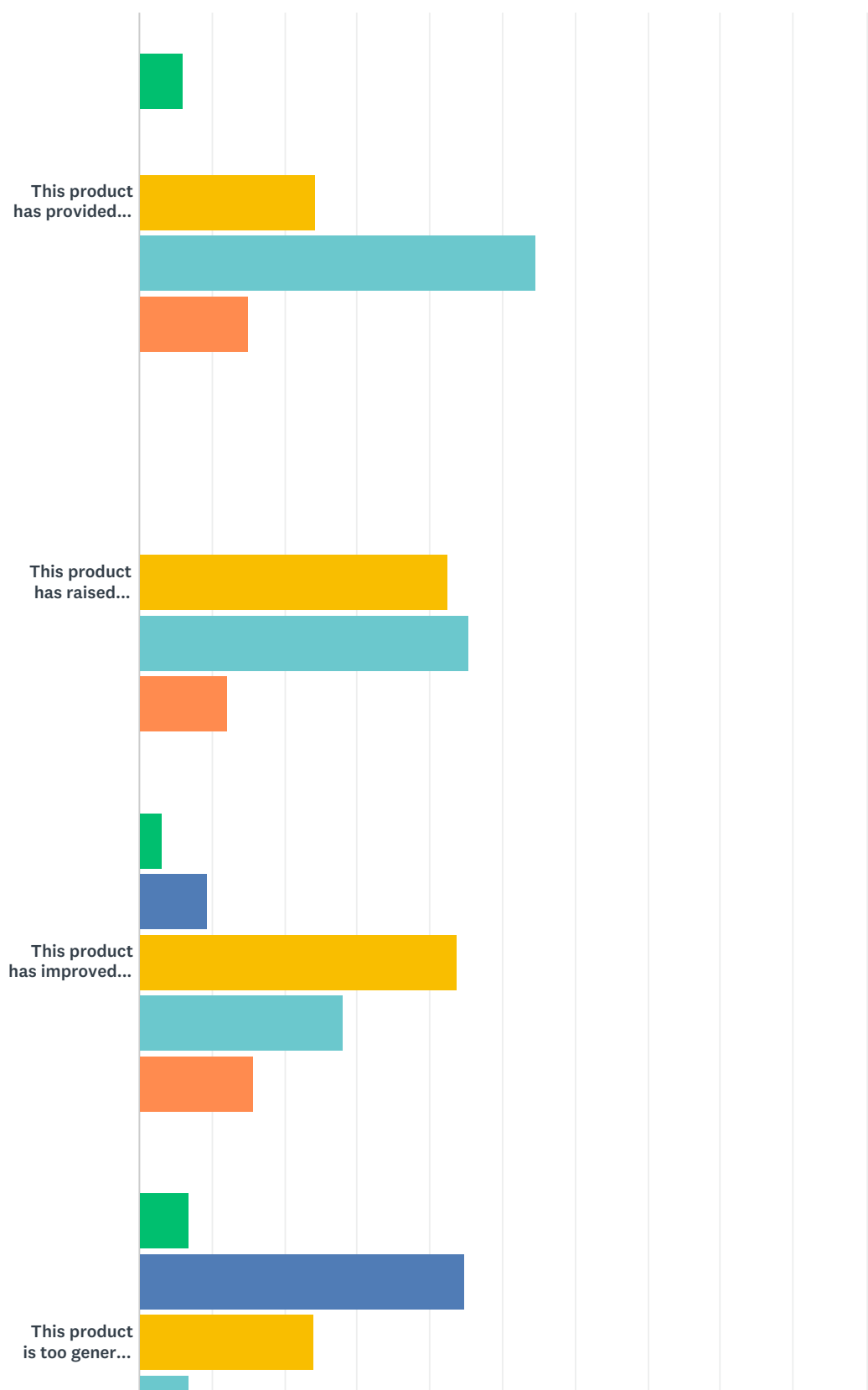
Answered: 35 Skipped: 4

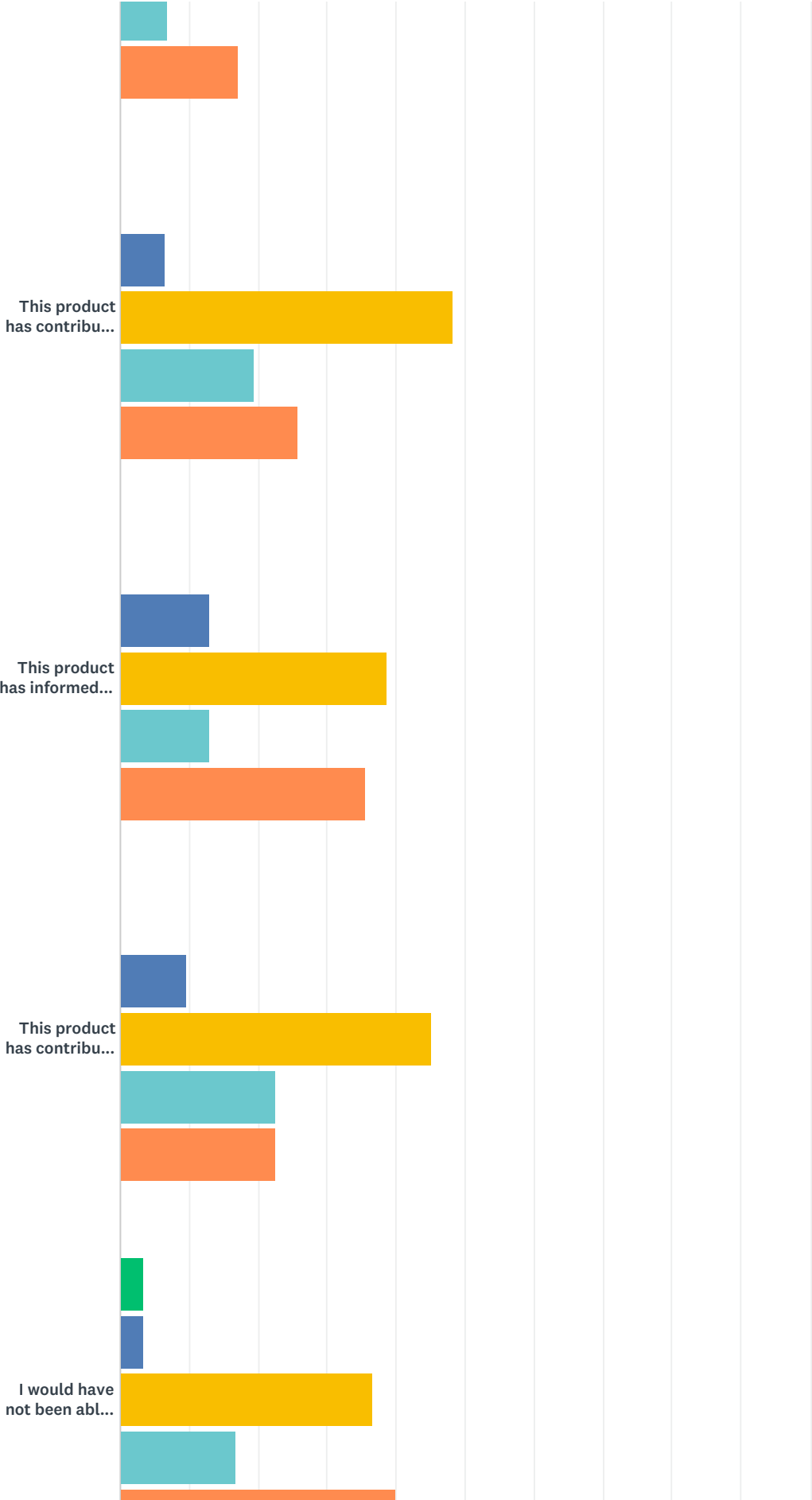


ANSWER CHOICES	RESPONSES	
Yes	14.29%	5
No	22.86%	8
If Yes, could you please indicate which one(s) you use and if you share these with others?	62.86%	22
TOTAL		35

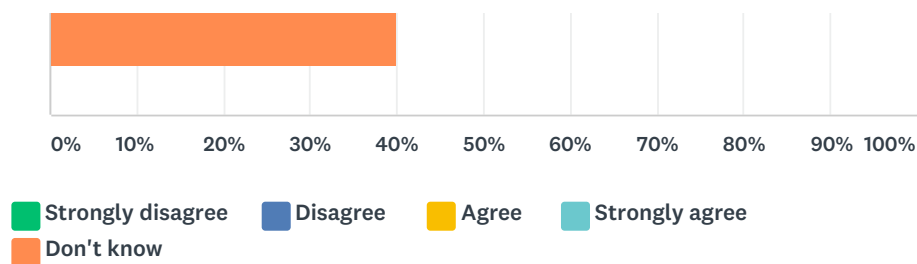
Q8 Do you agree with the following statements about the communication products you listed above?

Answered: 33 Skipped: 6





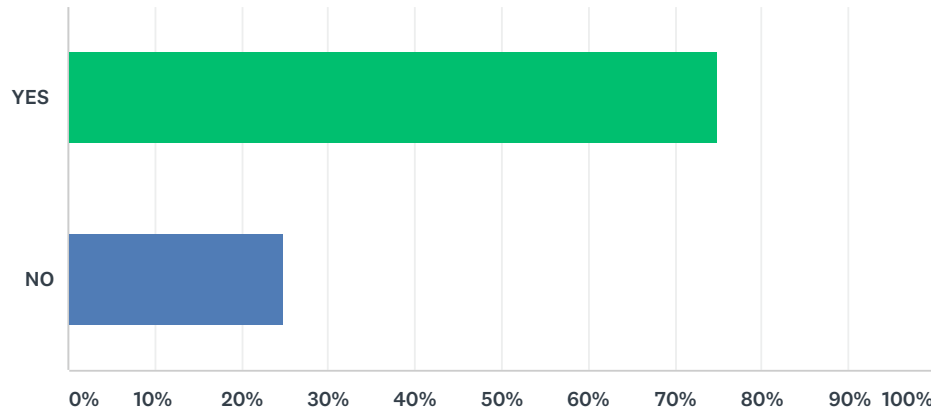
EMPRES 2016 - FAO partners - Plant Protection



	STRONGLY DISAGREE	DISAGREE	AGREE	STRONGLY AGREE	DON'T KNOW	TOTAL
This product has provided technical excellence in terms of early detection, early warning, contingency planning and response to food chain crises	6.06% 2	0.00% 0	24.24% 8	54.55% 18	15.15% 5	33
This product has raised awareness on early detection, early warning, contingency planning and response to food chain crises	0.00% 0	0.00% 0	42.42% 14	45.45% 15	12.12% 4	33
This product has improved your own research, practice or performance	3.13% 1	9.38% 3	43.75% 14	28.13% 9	15.63% 5	32
This product is too general to produce any significant impact on your own research, practice or performance	6.90% 2	44.83% 13	24.14% 7	6.90% 2	17.24% 5	29
This product has contributed to develop new and/or innovative field projects	0.00% 0	6.45% 2	48.39% 15	19.35% 6	25.81% 8	31
This product has informed policy dialogue and setting	0.00% 0	12.90% 4	38.71% 12	12.90% 4	35.48% 11	31
This product has contributed to the formulation or strengthening of programmes	0.00% 0	9.68% 3	45.16% 14	22.58% 7	22.58% 7	31
I would have not been able to achieve the same results without this product	3.33% 1	3.33% 1	36.67% 11	16.67% 5	40.00% 12	30

Q9 Have you contributed to a response led by FAO and partners to a plant protection (pests and diseases) related food chain crisis?

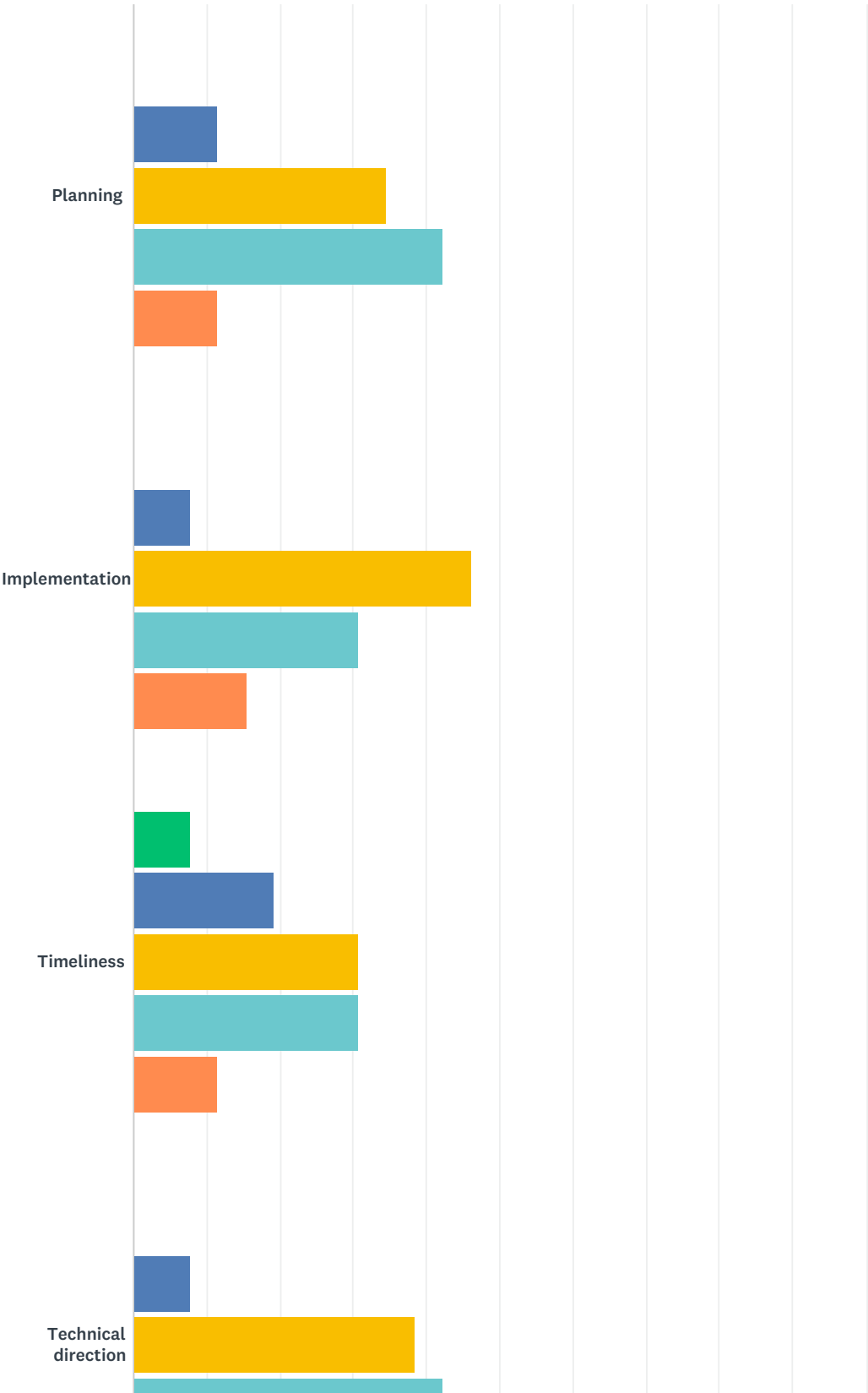
Answered: 32 Skipped: 7

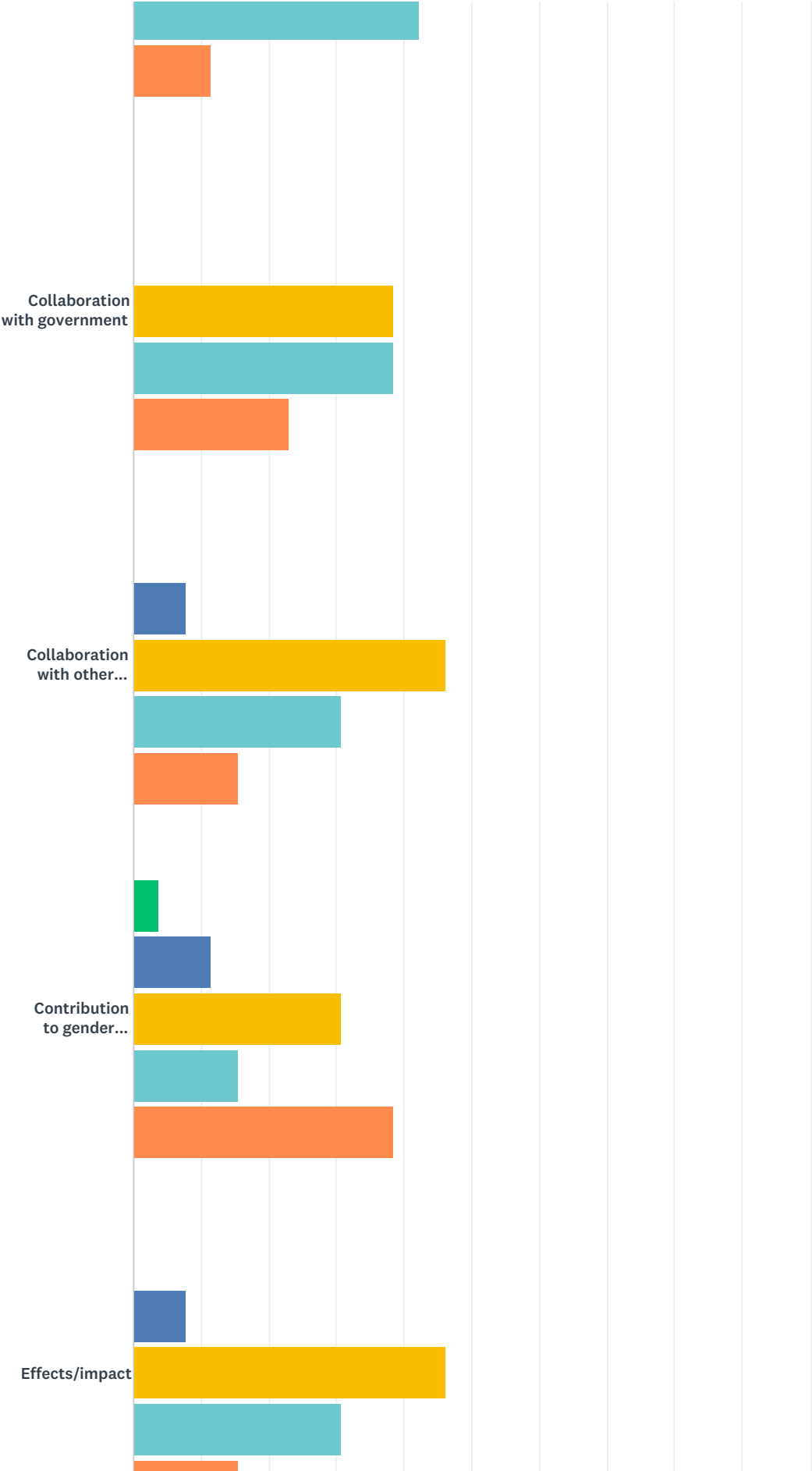


ANSWER CHOICES	RESPONSES	
YES	75.00%	24
NO	25.00%	8
TOTAL		32

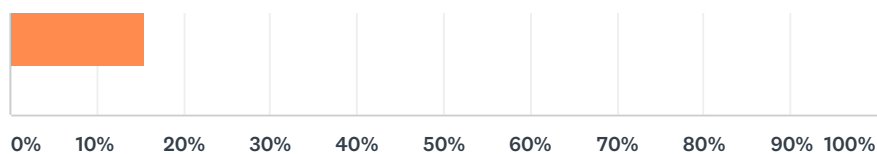
Q10 If yes, how did you perceive the quality of the FAO support in terms of:

Answered: 26 Skipped: 13





EMPRES 2016 - FAO partners - Plant Protection

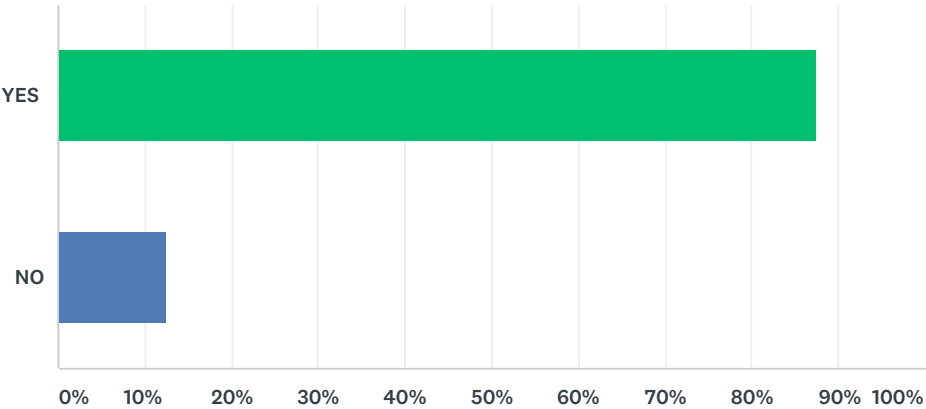


■ Poor
 ■ Fair
 ■ Good
 ■ Very good
 ■ Don't know

	POOR	FAIR	GOOD	VERY GOOD	DON'T KNOW	TOTAL
Planning	0.00% 0	11.54% 3	34.62% 9	42.31% 11	11.54% 3	26
Implementation	0.00% 0	7.69% 2	46.15% 12	30.77% 8	15.38% 4	26
Timeliness	7.69% 2	19.23% 5	30.77% 8	30.77% 8	11.54% 3	26
Technical direction	0.00% 0	7.69% 2	38.46% 10	42.31% 11	11.54% 3	26
Collaboration with government	0.00% 0	0.00% 0	38.46% 10	38.46% 10	23.08% 6	26
Collaboration with other partner(s)	0.00% 0	7.69% 2	46.15% 12	30.77% 8	15.38% 4	26
Contribution to gender equality	3.85% 1	11.54% 3	30.77% 8	15.38% 4	38.46% 10	26
Effects/impact	0.00% 0	7.69% 2	46.15% 12	30.77% 8	15.38% 4	26

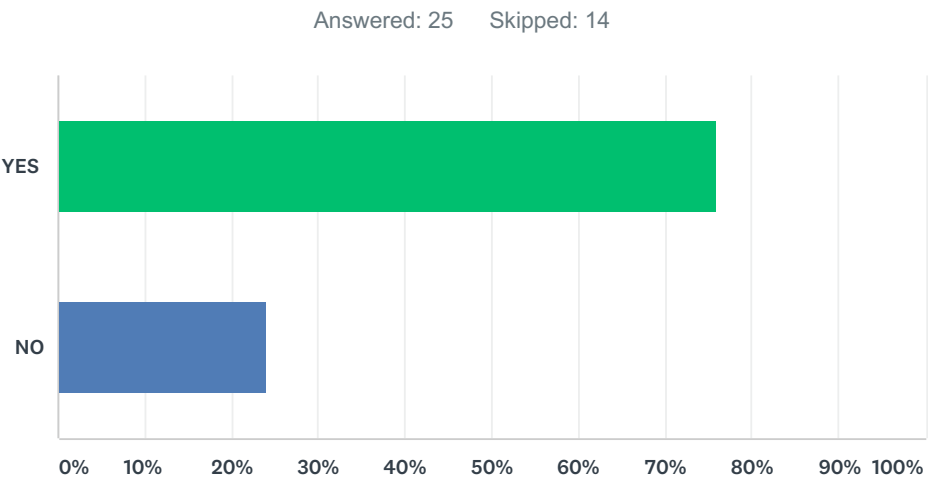
Q11 Was the crisis controlled or minimized as a result of the FAO supported response?

Answered: 24 Skipped: 15



ANSWER CHOICES	RESPONSES	
YES	87.50%	21
NO	12.50%	3
TOTAL		24

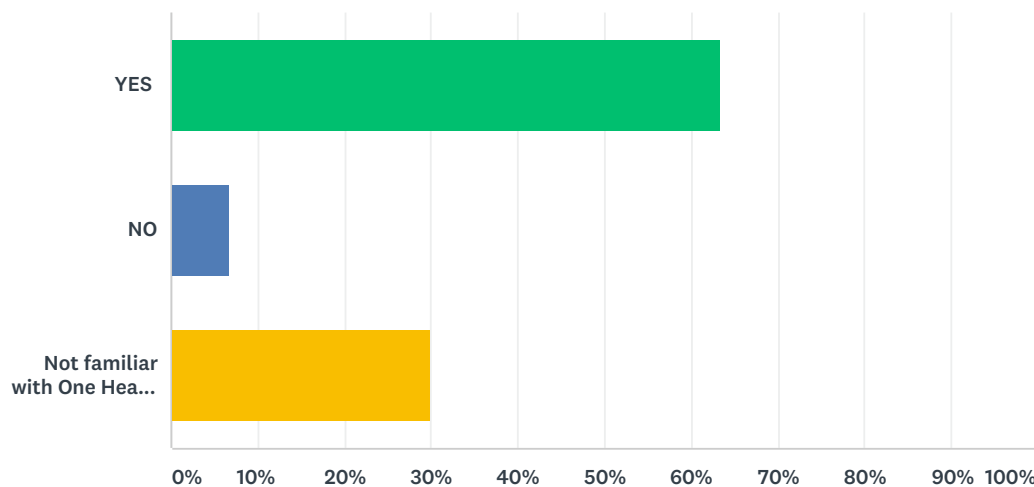
Q12 Do you know if lessons learned from a response were shared?



ANSWER CHOICES	RESPONSES	
YES	76.00%	19
NO	24.00%	6
TOTAL		25

Q13 The One Health approach recognizes that the health of humans, plants and ecosystems are interconnected. This concept involves applying a coordinated, collaborative, multidisciplinary and cross-sectoral approach to address complex challenges that threaten human and plant health, food security and the environments where diseases flourish. It also reflects the disease dynamics into the broader context of sustainable agriculture, socio-economic development, environment protection and sustainability. In your area of work, do you see the added value of adopting the One Health approach?

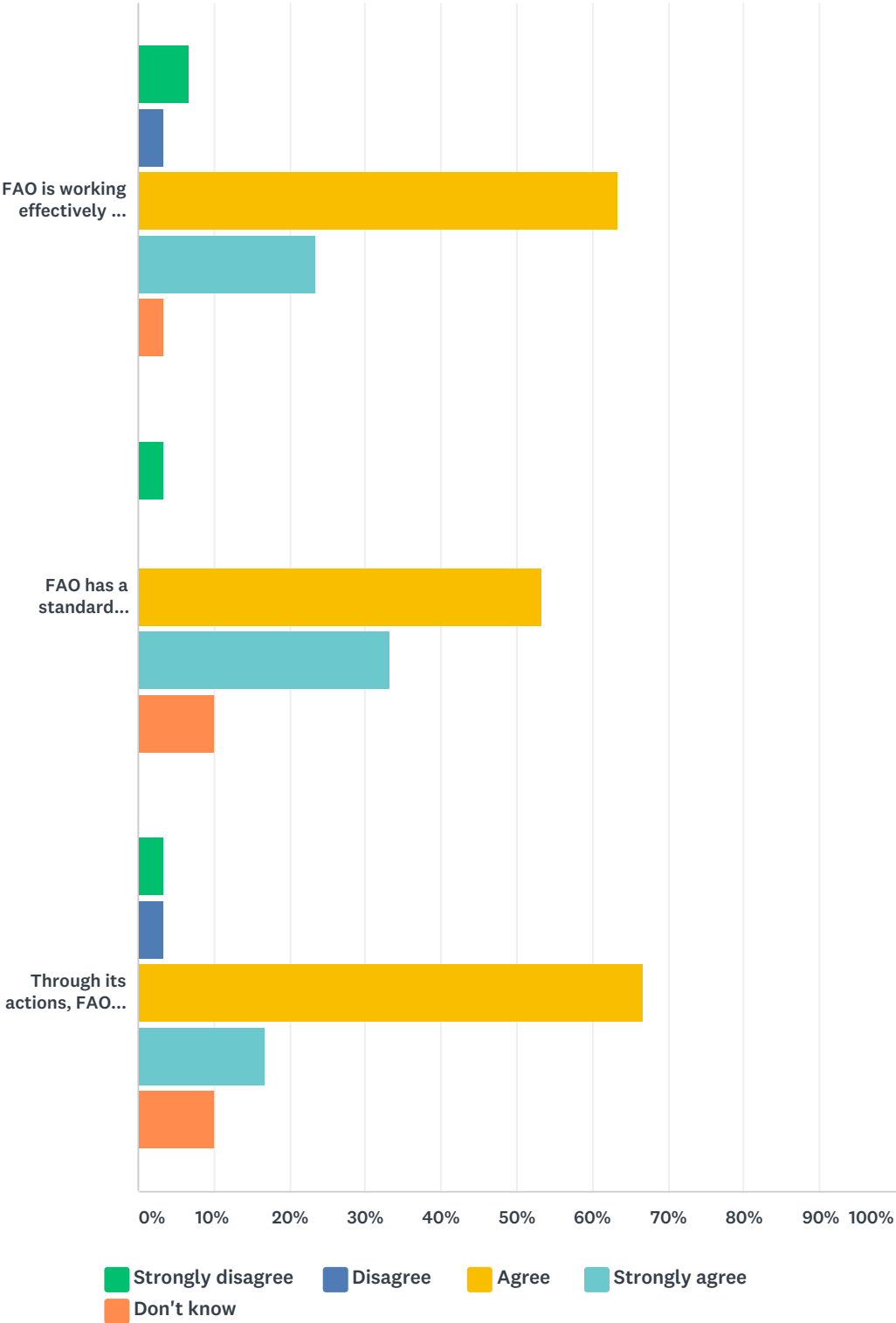
Answered: 30 Skipped: 9



ANSWER CHOICES	RESPONSES	
YES	63.33%	19
NO	6.67%	2
Not familiar with One Health	30.00%	9
TOTAL		30

Q14 Do you agree with the following statements?

Answered: 30 Skipped: 9



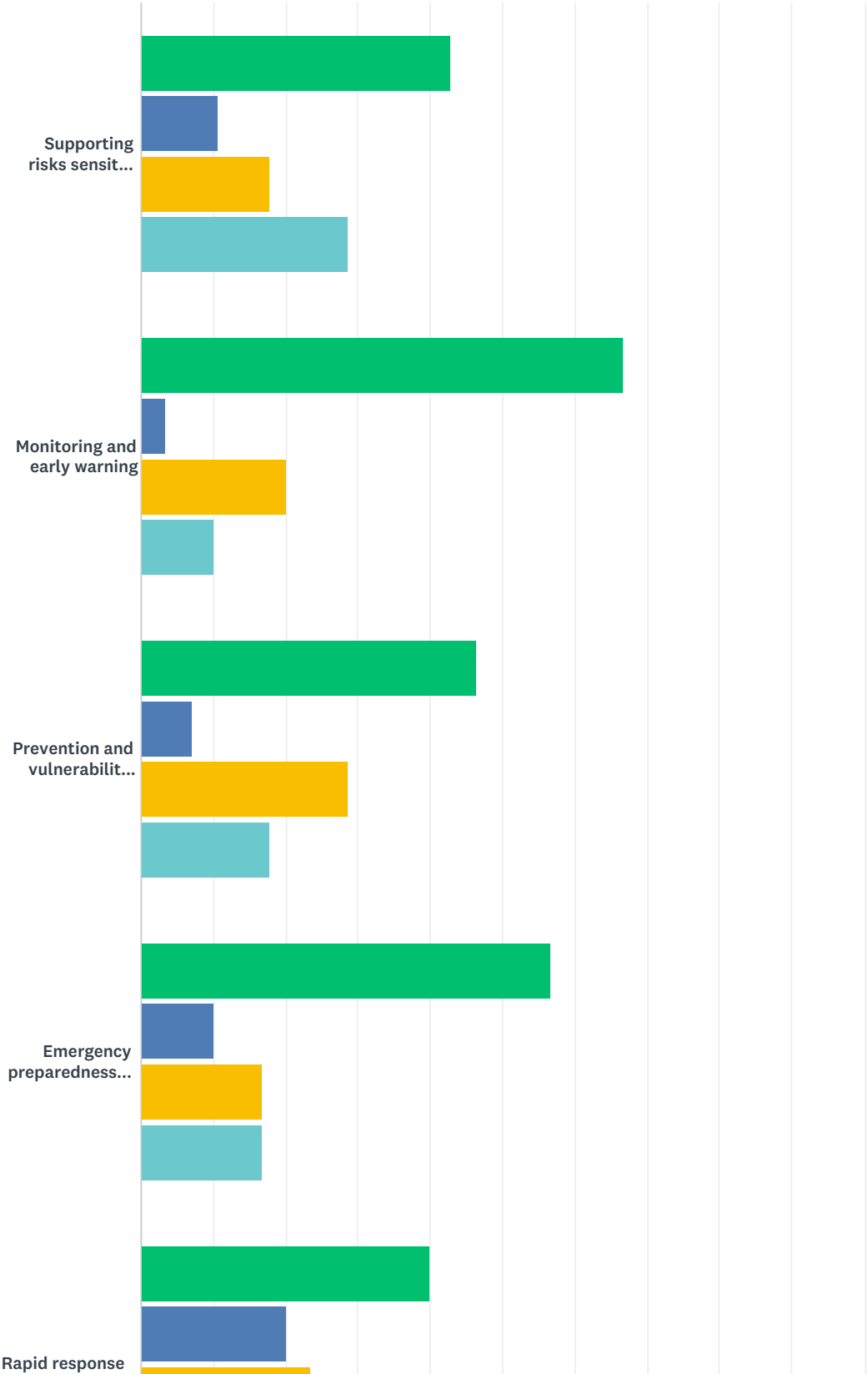
STRONGLY DISAGREE	DISAGREE	AGREE	STRONGLY AGREE	DON'T KNOW	TOTAL
----------------------	----------	-------	-------------------	---------------	-------

EMPRES 2016 - FAO partners - Plant Protection

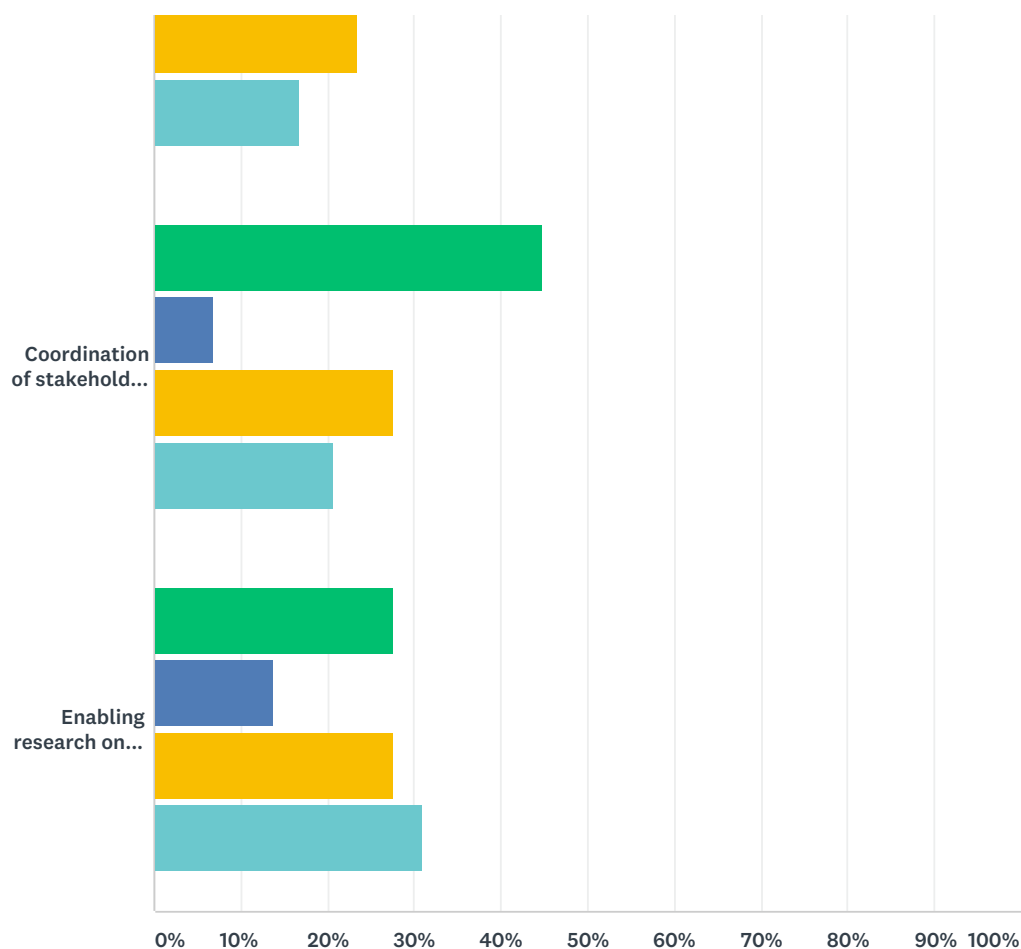
FAO is working effectively for building resilience to food chain crises affecting plant protection (pests and diseases)	6.67% 2	3.33% 1	63.33% 19	23.33% 7	3.33% 1	30
FAO has a standard setting and guidance role to play in addressing food chain crises affecting plant protection (pests and diseases)	3.33% 1	0.00% 0	53.33% 16	33.33% 10	10.00% 3	30
Through its actions, FAO ensures sustainability when it comes to building resilience to food chain crisis affecting plant protection (pests and diseases)	3.33% 1	3.33% 1	66.67% 20	16.67% 5	10.00% 3	30

Q15 In the last four years, how do you see FAO efforts in the following resilience building areas of plant protection?

Answered: 30 Skipped: 9



EMPRES 2016 - FAO partners - Plant Protection

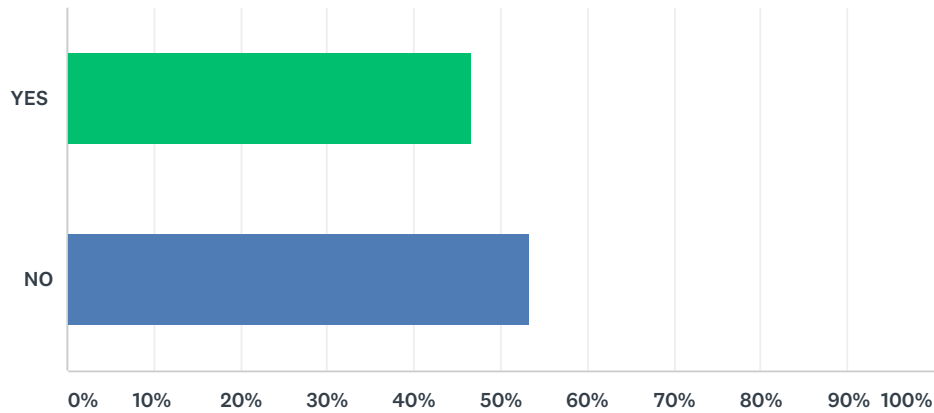


■ Improving
 ■ Weakening
 ■ Staying the same
 ■ Don't know

	IMPROVING	WEAKENING	STAYING THE SAME	DON'T KNOW	TOTAL
Supporting risks sensitive policies	42.86% 12	10.71% 3	17.86% 5	28.57% 8	28
Monitoring and early warning	66.67% 20	3.33% 1	20.00% 6	10.00% 3	30
Prevention and vulnerability reduction	46.43% 13	7.14% 2	28.57% 8	17.86% 5	28
Emergency preparedness and mid to long term response	56.67% 17	10.00% 3	16.67% 5	16.67% 5	30
Rapid response	40.00% 12	20.00% 6	23.33% 7	16.67% 5	30
Coordination of stakeholders involved in plant protection crises	44.83% 13	6.90% 2	27.59% 8	20.69% 6	29
Enabling research on plant protection crises	27.59% 8	13.79% 4	27.59% 8	31.03% 9	29

Q16 Do you know of other organizations, including private sector partners, involved in food chain crises (e.g. preparedness, contingency planning, response) related to plant (pests and diseases)?

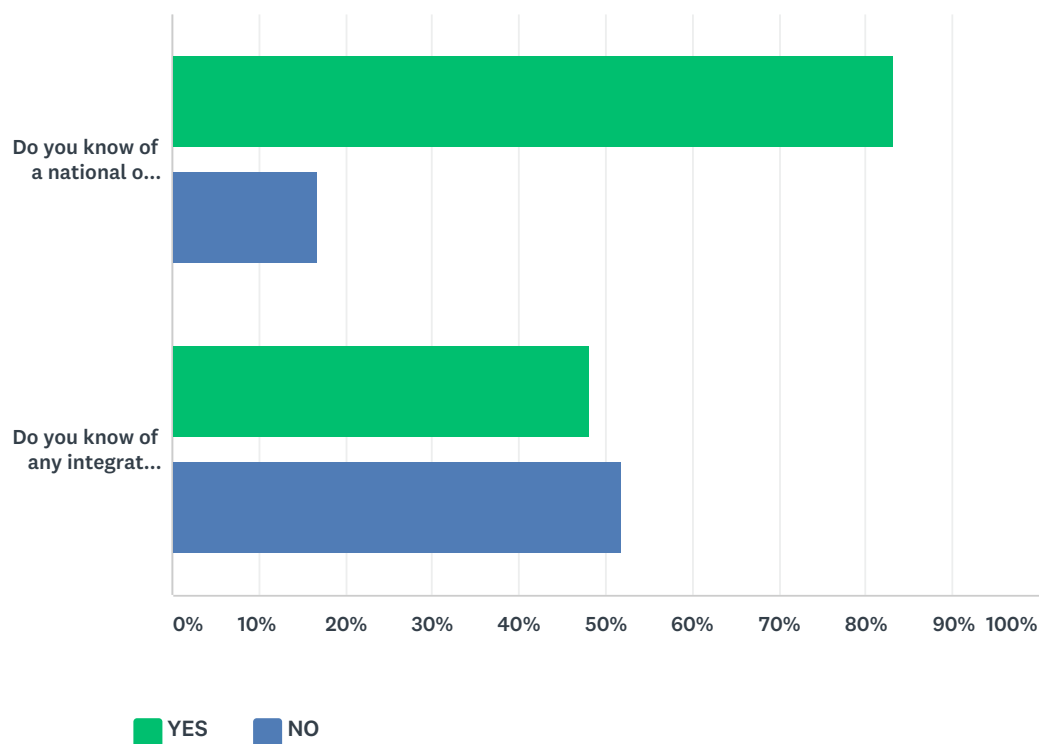
Answered: 30 Skipped: 9



ANSWER CHOICES	RESPONSES	
YES	46.67%	14
NO	53.33%	16
TOTAL		30

Q17 Please answer the following questions:

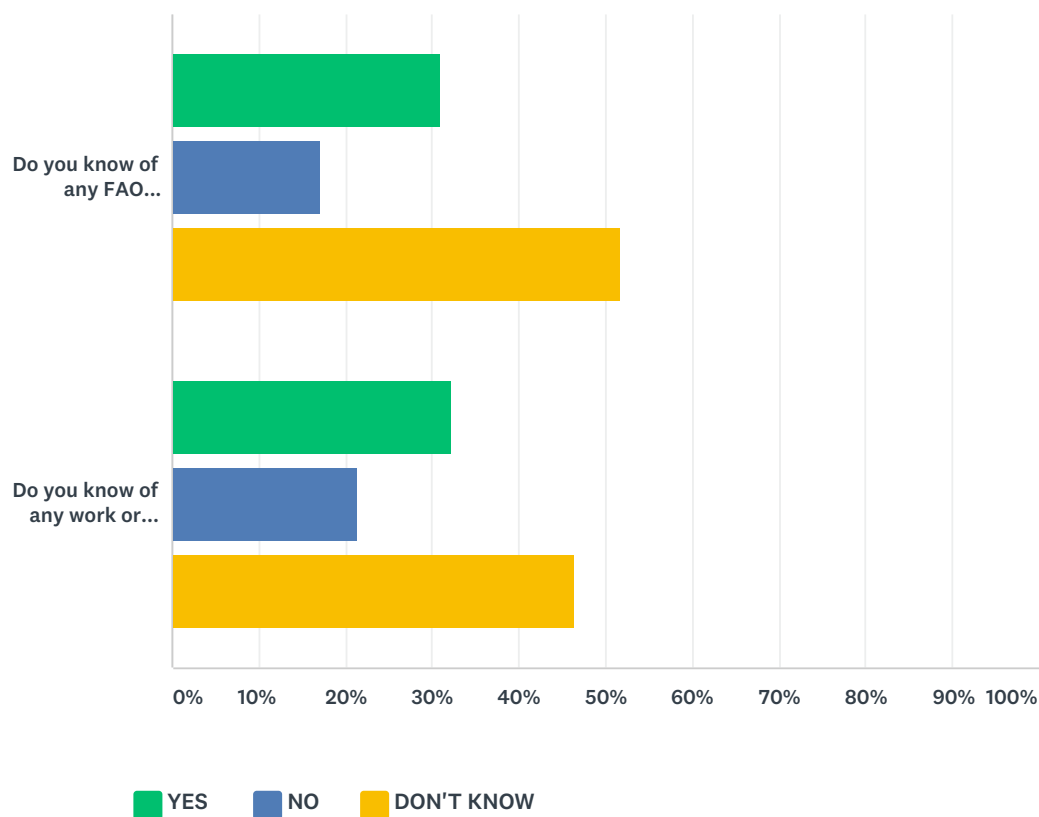
Answered: 30 Skipped: 9



	YES	NO	TOTAL
Do you know of a national or regional plant pests and diseases tracking system supported by FAO?	83.33% 25	16.67% 5	30
Do you know of any integrated monitoring system (tracking hazards and threats from multiple sectors)?	48.15% 13	51.85% 14	27

Q18 Please answer the following questions:

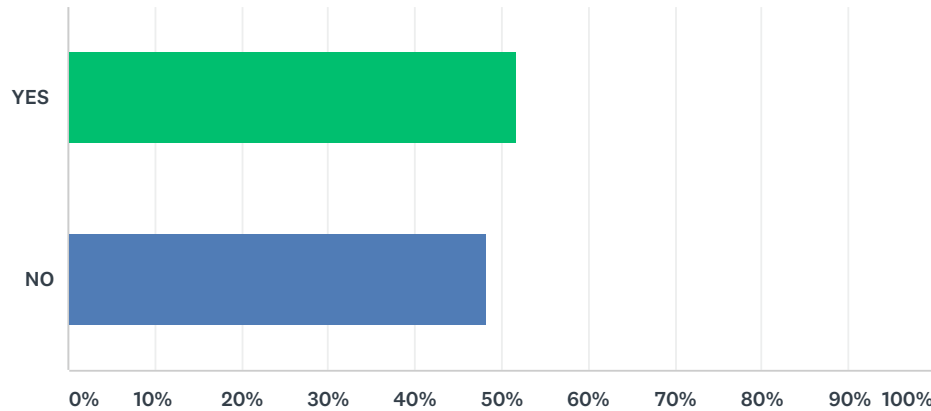
Answered: 29 Skipped: 10



	YES	NO	DON'T KNOW	TOTAL
Do you know of any FAO activity supporting disease prevention at community level related to food chain crises (plant pests and diseases)?	31.03% 9	17.24% 5	51.72% 15	29
Do you know of any work or studies carried out by FAO focusing on communities and groups affected by food chain crises (plant pests and diseases)?	32.14% 9	21.43% 6	46.43% 13	28

Q19 Are you aware of FAO supporting the design of preparedness or contingency plans for future plant protection crises ?

Answered: 29 Skipped: 10



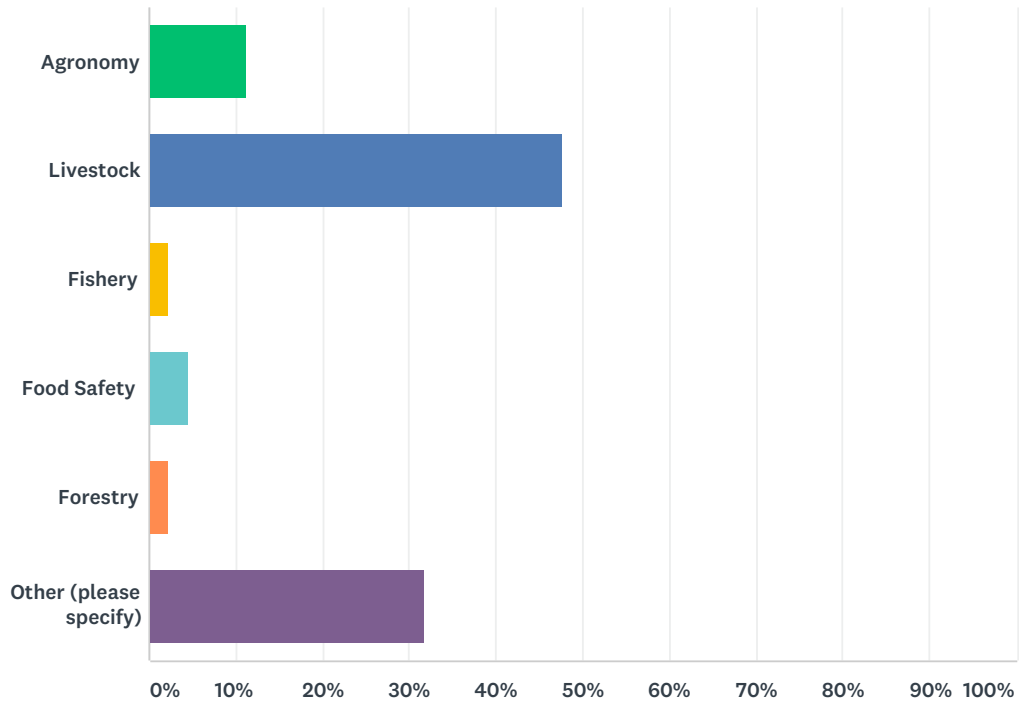
ANSWER CHOICES	RESPONSES	
YES	51.72%	15
NO	48.28%	14
TOTAL		29

Q20 Could you please list three things FAO should do to improve its efforts to build resilience to food chain crises linked to plant protection?

Answered: 21 Skipped: 18

Q1 What is your area of expertise?

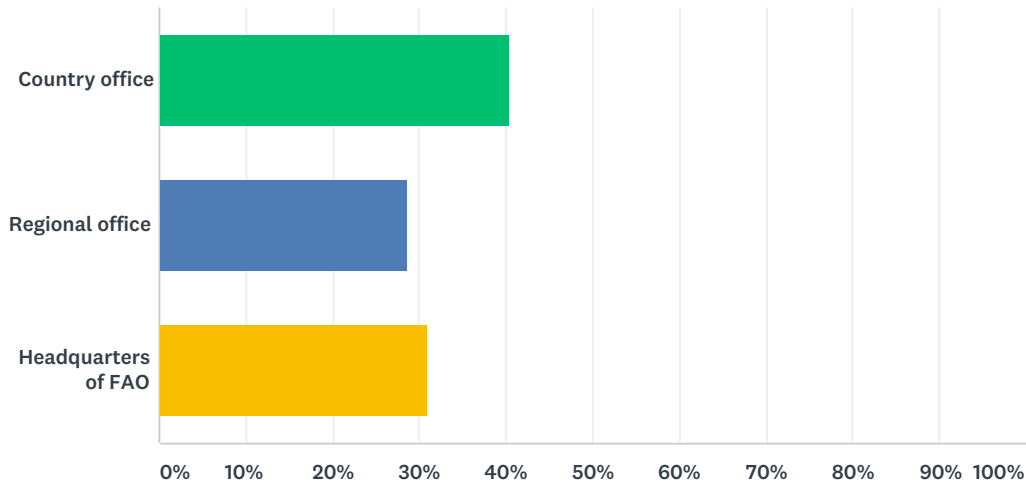
Answered: 88 Skipped: 0



ANSWER CHOICES	RESPONSES	
Agronomy	11.36%	10
Livestock	47.73%	42
Fishery	2.27%	2
Food Safety	4.55%	4
Forestry	2.27%	2
Other (please specify)	31.82%	28
TOTAL		88

Q2 Where are you working?

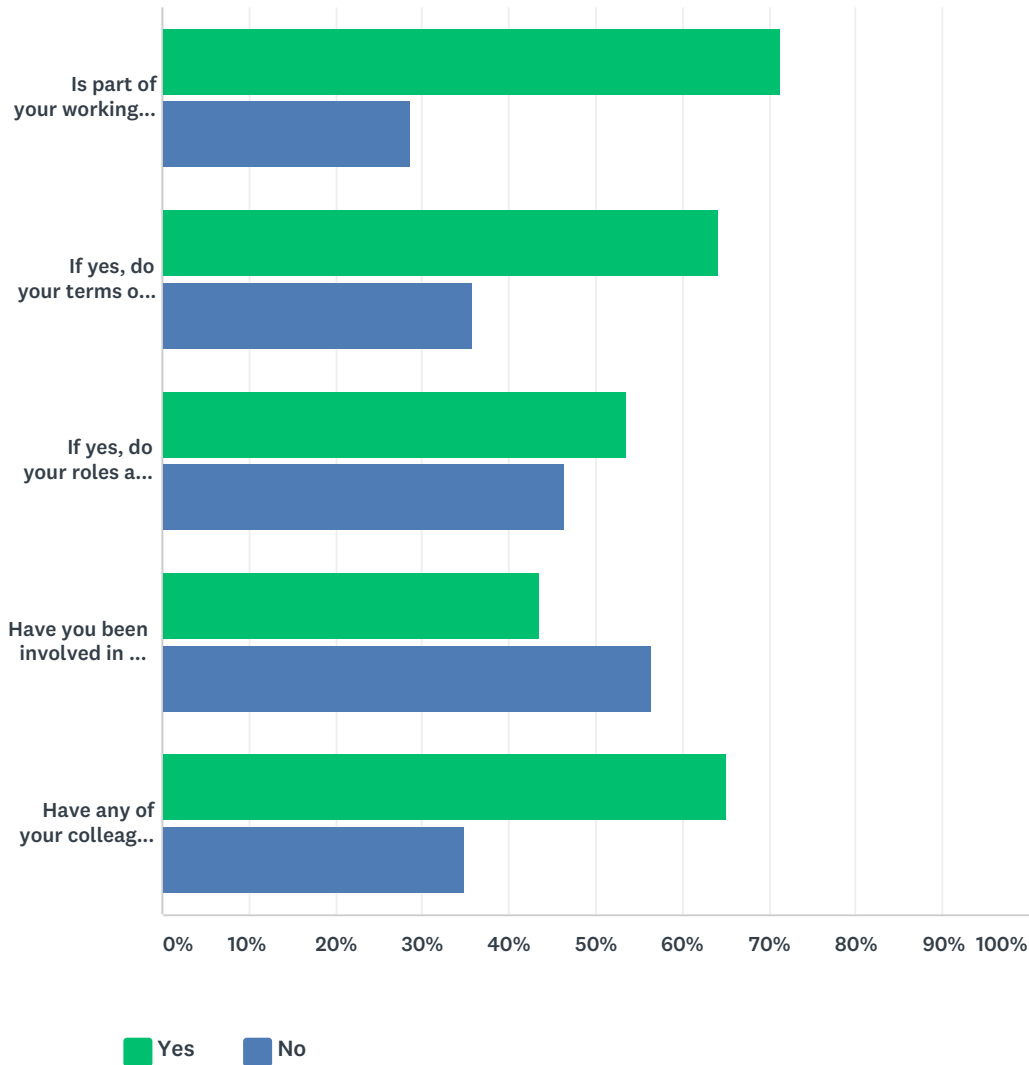
Answered: 84 Skipped: 4



ANSWER CHOICES	RESPONSES	
Country office	40.48%	34
Regional office	28.57%	24
Headquarters of FAO	30.95%	26
TOTAL		84

Q3 Please answer the following questions

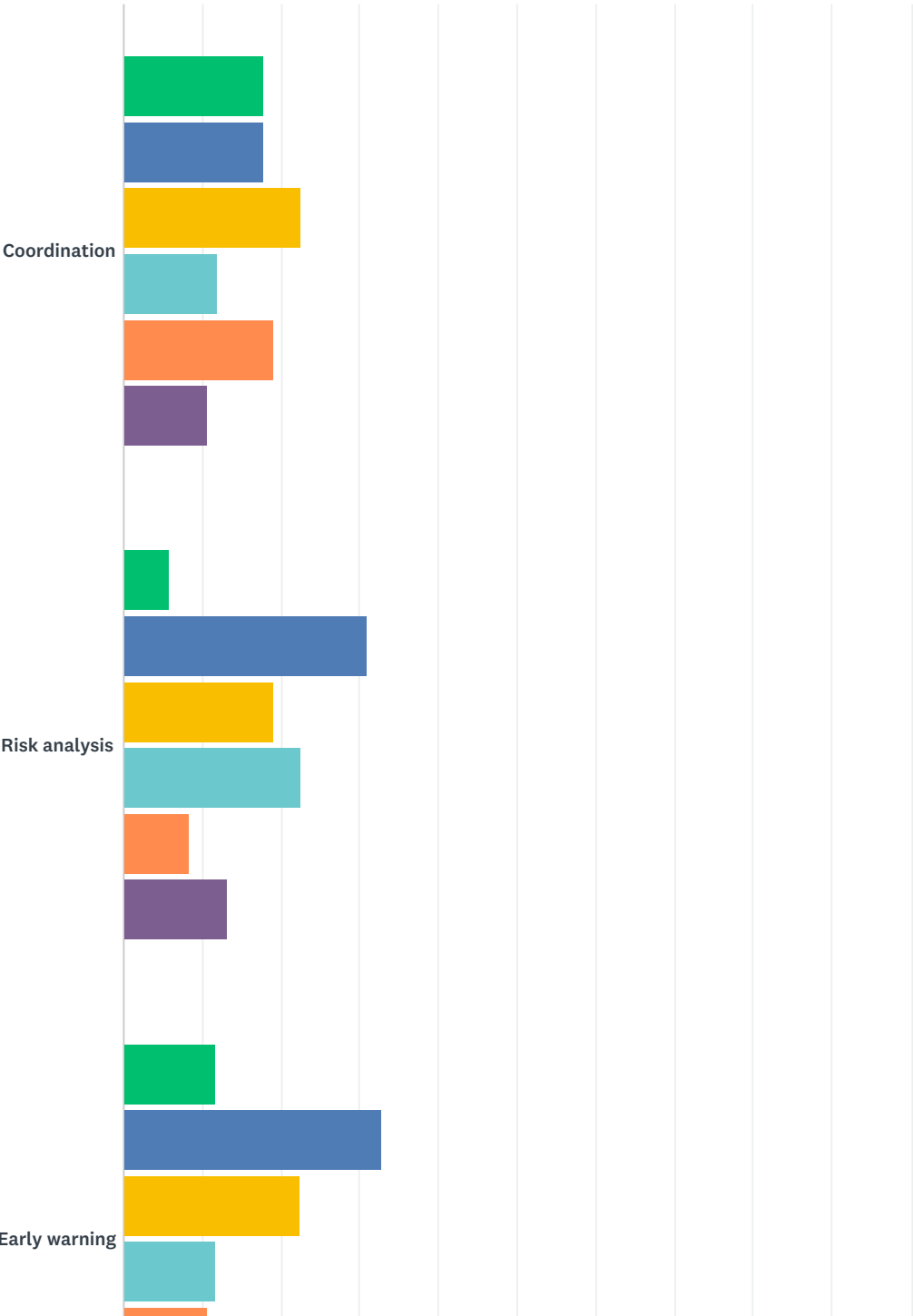
Answered: 87 Skipped: 1

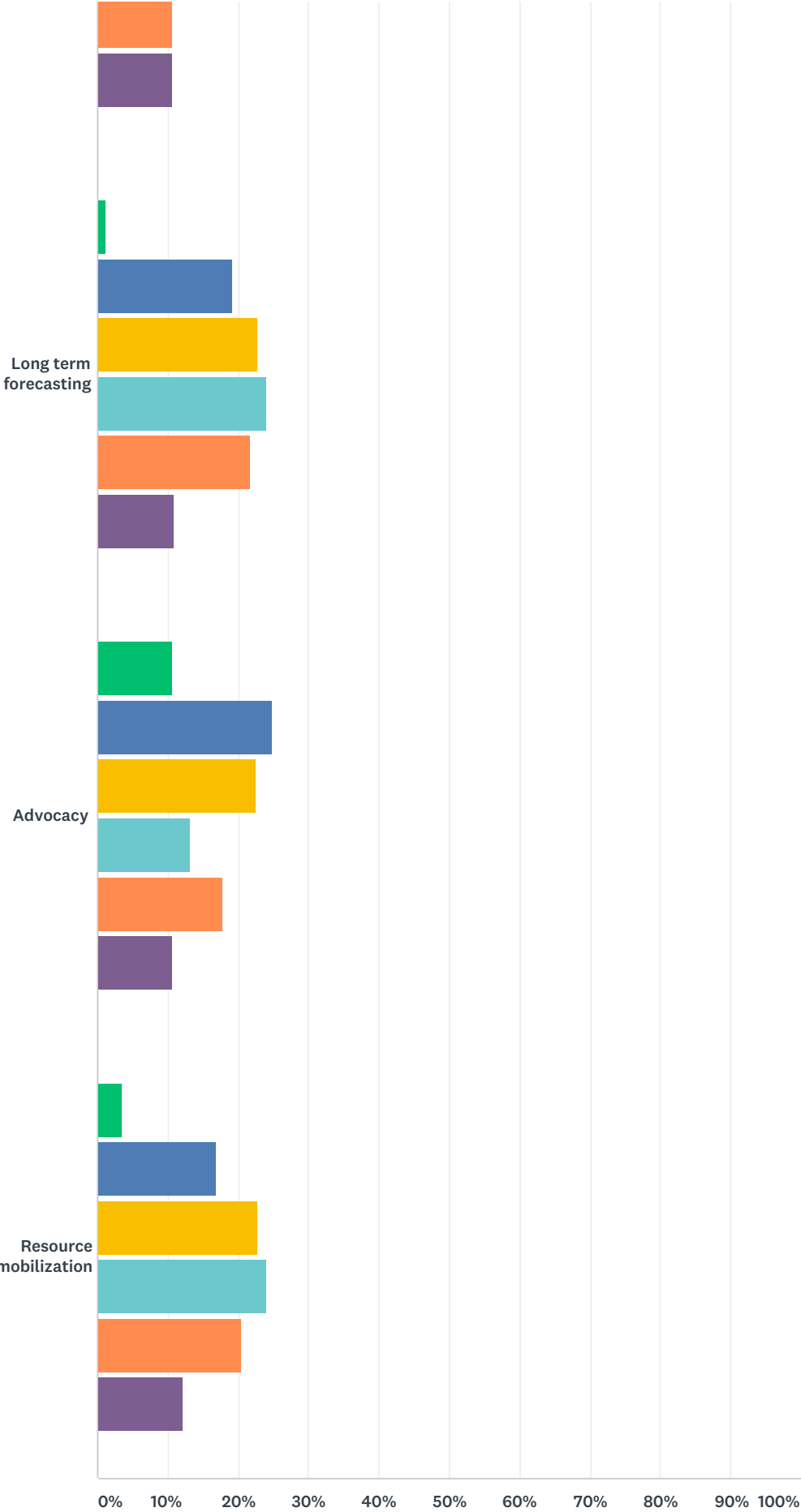


	YES	NO	TOTAL
Is part of your working time dedicated to EMPRES related activities?	71.26% 62	28.74% 25	87
If yes, do your terms of reference reflect this link?	64.29% 45	35.71% 25	70
If yes, do your roles and function include the management of EMPRES staff or activities?	53.62% 37	46.38% 32	69
Have you been involved in the development of EMPRES related strategies for building resilience to food chain crises?	43.53% 37	56.47% 48	85
Have any of your colleagues been involved in the development of EMPRES related strategies for building resilience to food chain crises?	65.00% 52	35.00% 28	80

Q4 Bearing in mind that the FCC Intelligence and Coordination Unit (ICU) core activities include coordination of food chain crisis related work within FAO, risk analysis and early warning intelligence, longer-term threat forecasting, networking for FAO's emergency prevention activities, advocacy and resource mobilization, how often do you use the products and/or outputs from these core activities?

Answered: 85 Skipped: 3





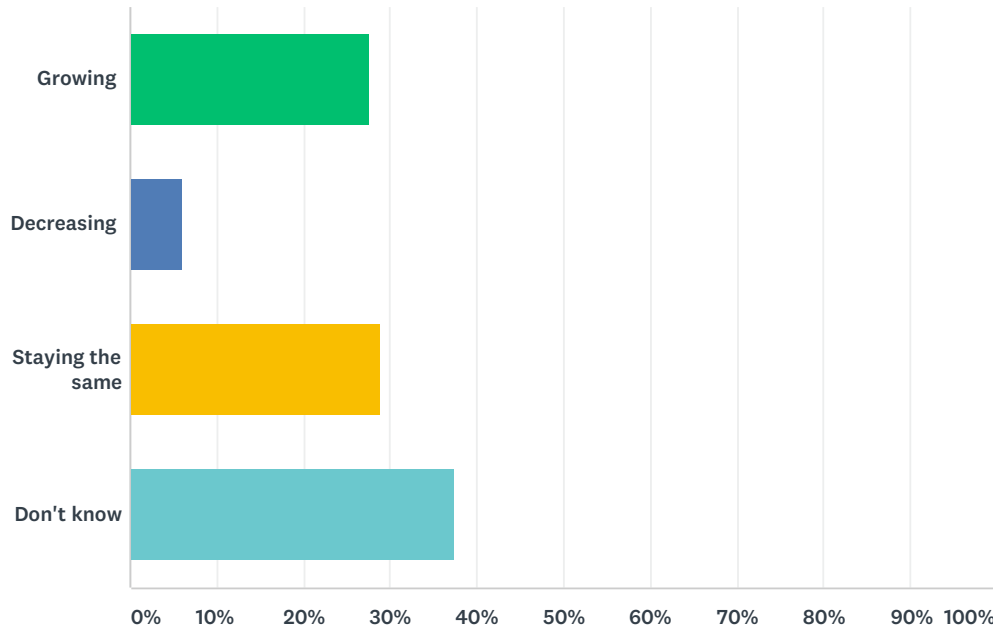
EMPRES 2016 - internal

■ Very frequently
 ■ Frequently
 ■ Sometimes
 ■ Rarely
 ■ Never
 ■ N/A

	VERY FREQUENTLY	FREQUENTLY	SOMETIMES	RARELY	NEVER	N/A	TOTAL
Coordination	17.86% 15	17.86% 15	22.62% 19	11.90% 10	19.05% 16	10.71% 9	84
Risk analysis	5.95% 5	30.95% 26	19.05% 16	22.62% 19	8.33% 7	13.10% 11	84
Early warning	11.76% 10	32.94% 28	22.35% 19	11.76% 10	10.59% 9	10.59% 9	85
Long term forecasting	1.20% 1	19.28% 16	22.89% 19	24.10% 20	21.69% 18	10.84% 9	83
Advocacy	10.71% 9	25.00% 21	22.62% 19	13.10% 11	17.86% 15	10.71% 9	84
Resource mobilization	3.61% 3	16.87% 14	22.89% 19	24.10% 20	20.48% 17	12.05% 10	83

Q5 Over the last four years, how would you rate the relevance of the FCC-Intelligence Coordination Unit?

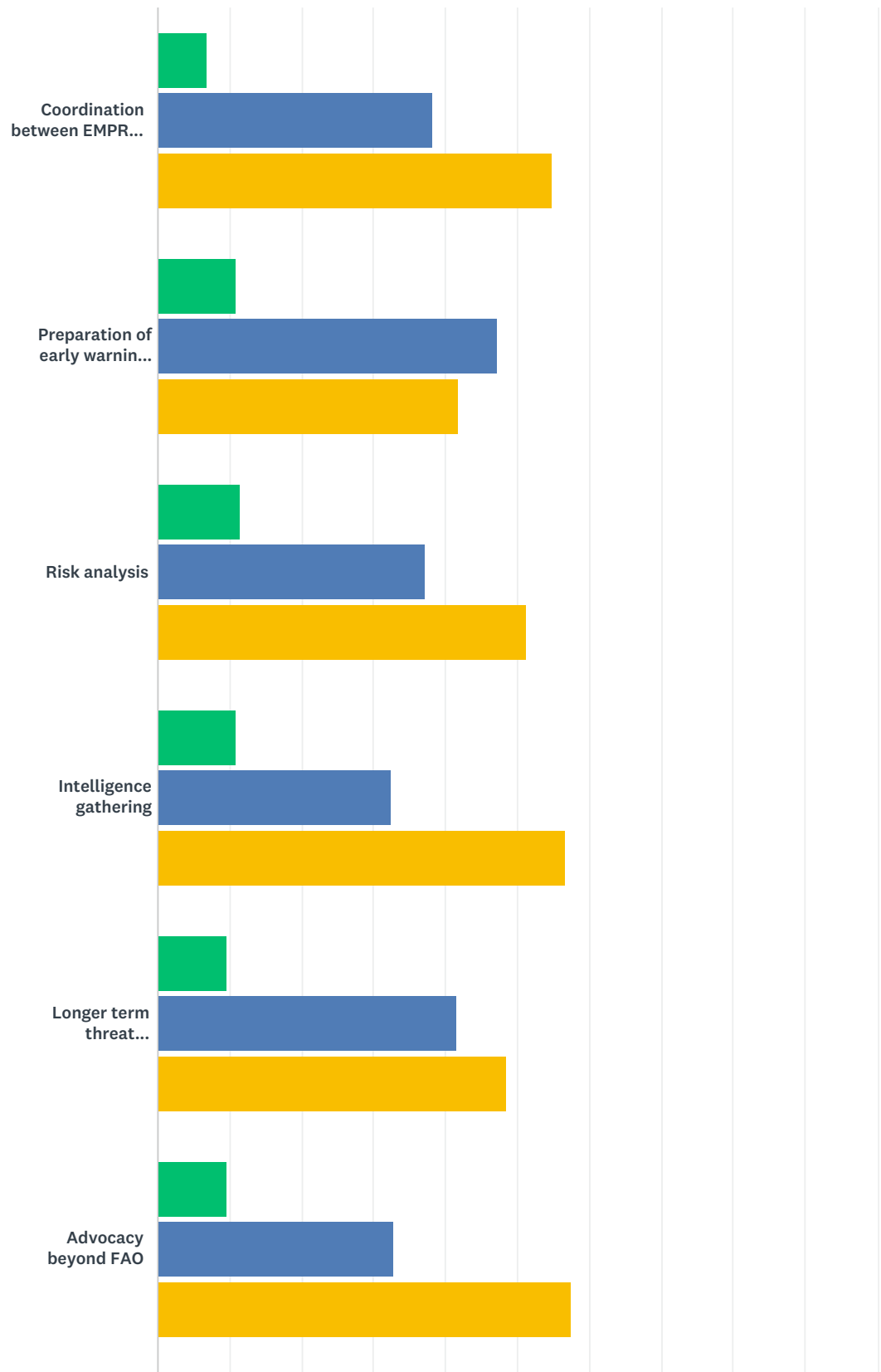
Answered: 83 Skipped: 5



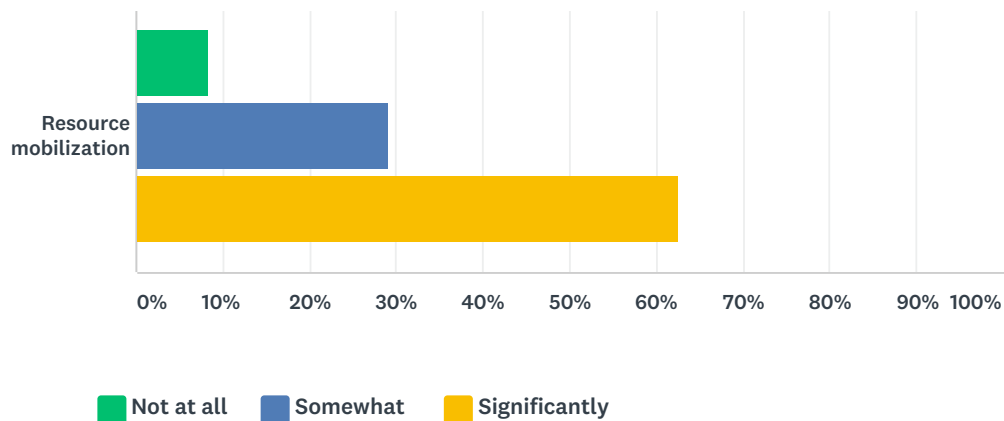
ANSWER CHOICES	RESPONSES	
Growing	27.71%	23
Decreasing	6.02%	5
Staying the same	28.92%	24
Don't know	37.35%	31
TOTAL		83

Q6 Should the Intelligence Coordination Unit strengthen any of its core tasks?

Answered: 78 Skipped: 10



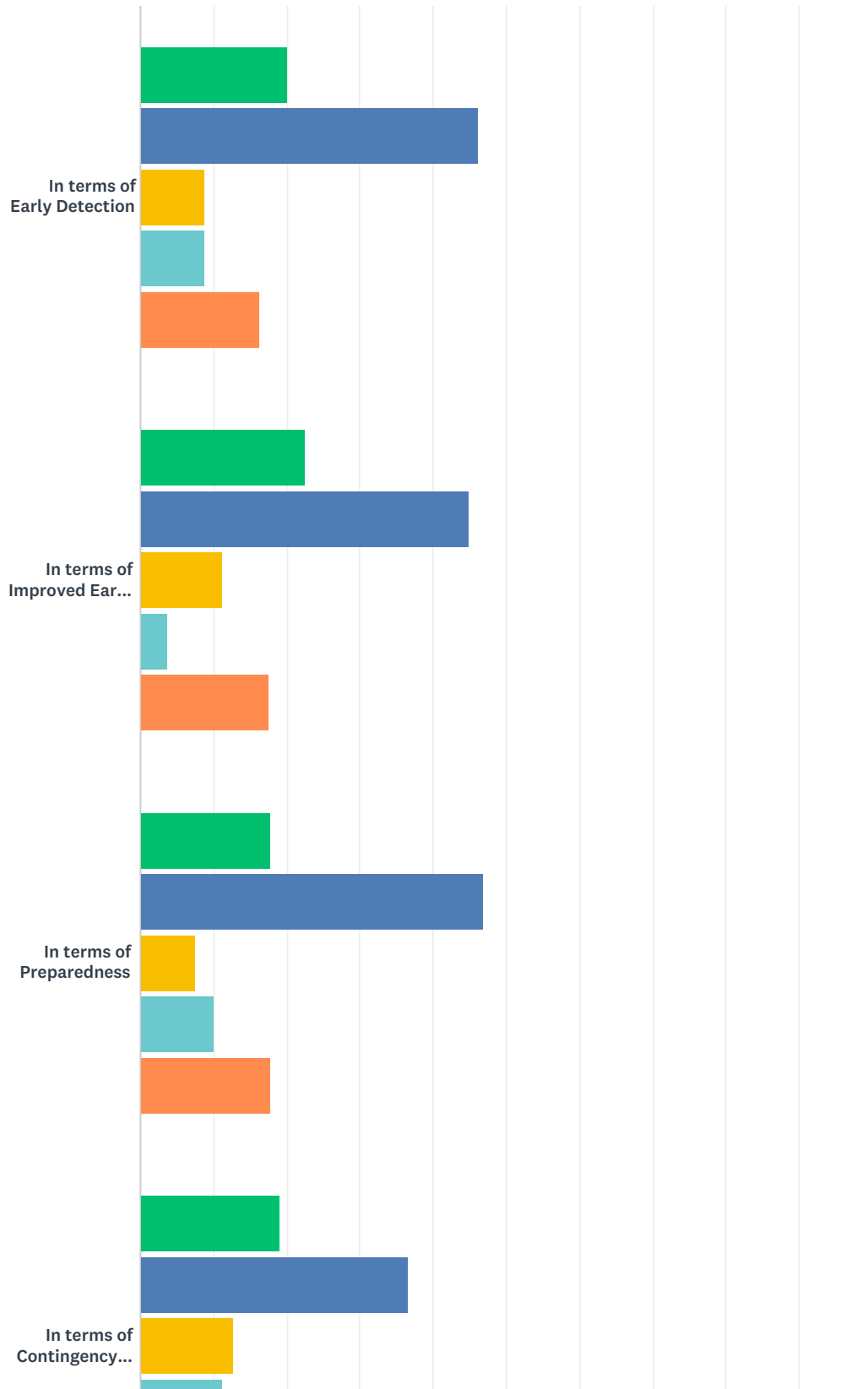
EMPRES 2016 - internal

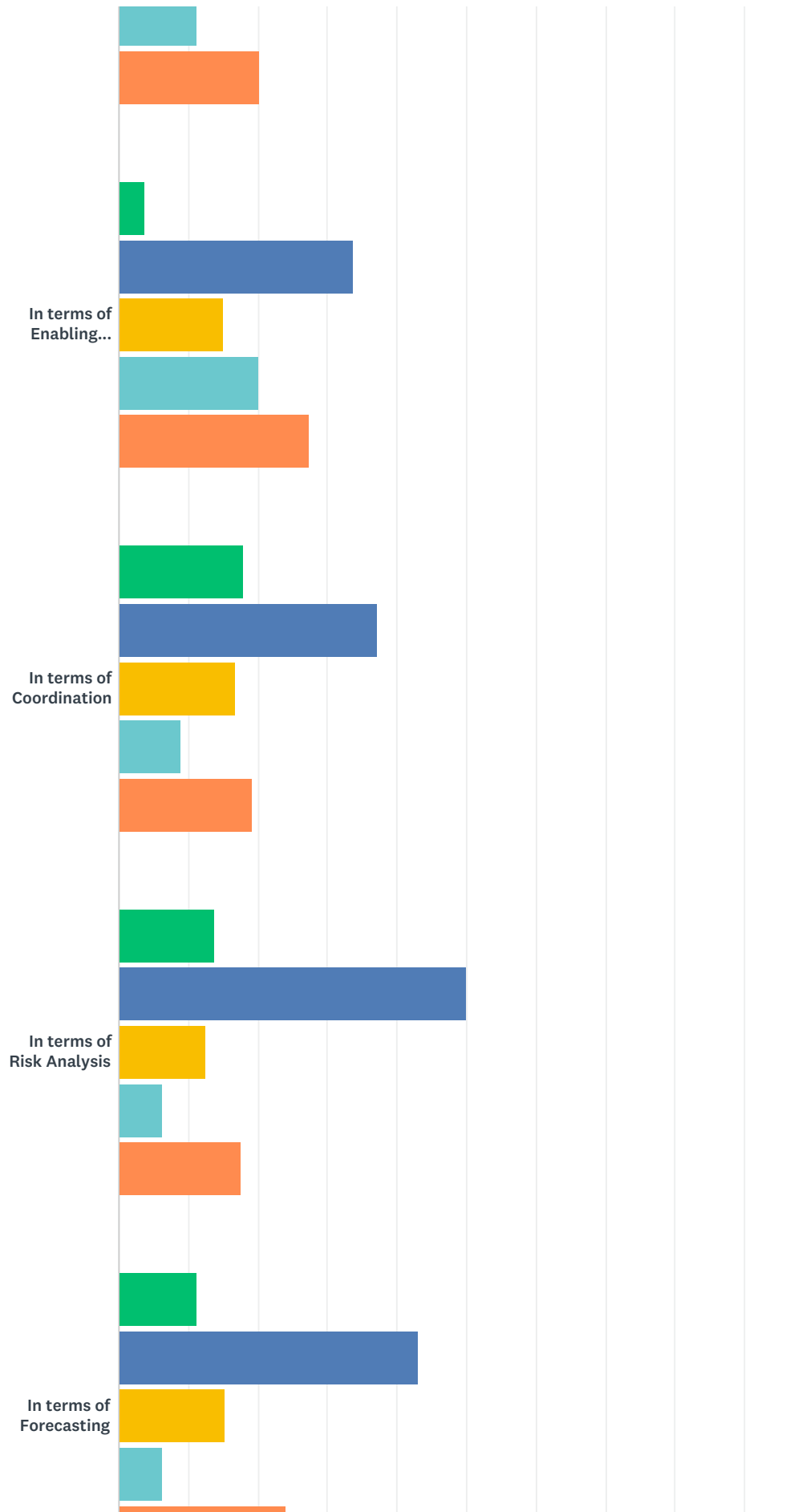


	NOT AT ALL	SOMEWHAT	SIGNIFICANTLY	TOTAL
Coordination between EMPRES teams	6.85% 5	38.36% 28	54.79% 40	73
Preparation of early warning bulletins	10.81% 8	47.30% 35	41.89% 31	74
Risk analysis	11.54% 9	37.18% 29	51.28% 40	78
Intelligence gathering	10.81% 8	32.43% 24	56.76% 42	74
Longer term threat forecasting	9.72% 7	41.67% 30	48.61% 35	72
Advocacy beyond FAO	9.59% 7	32.88% 24	57.53% 42	73
Resource mobilization	8.33% 6	29.17% 21	62.50% 45	72

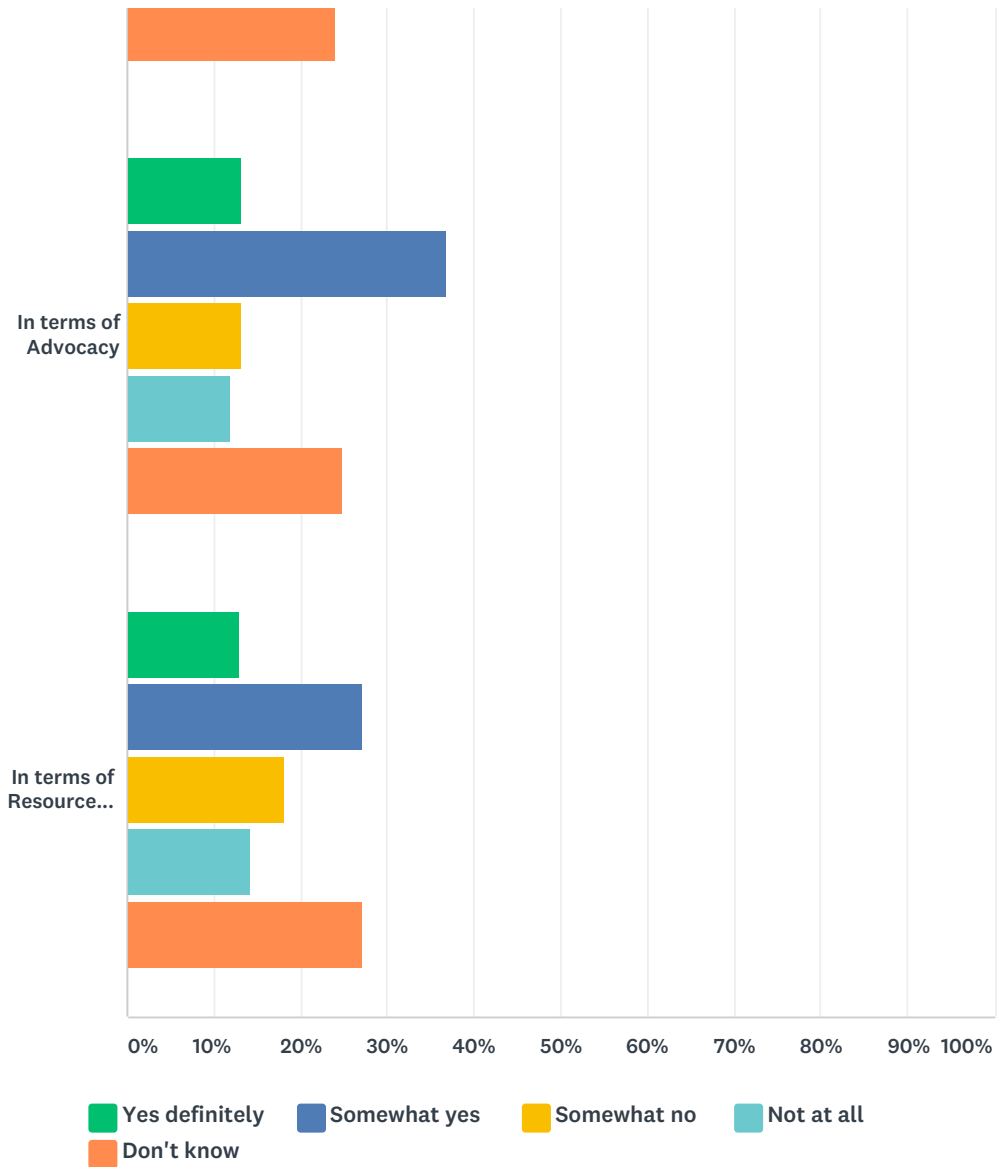
Q7 Does the ICU/EMPRES organisational setup respond to the current needs of FAO constituencies?

Answered: 81 Skipped: 7





EMPRES 2016 - internal



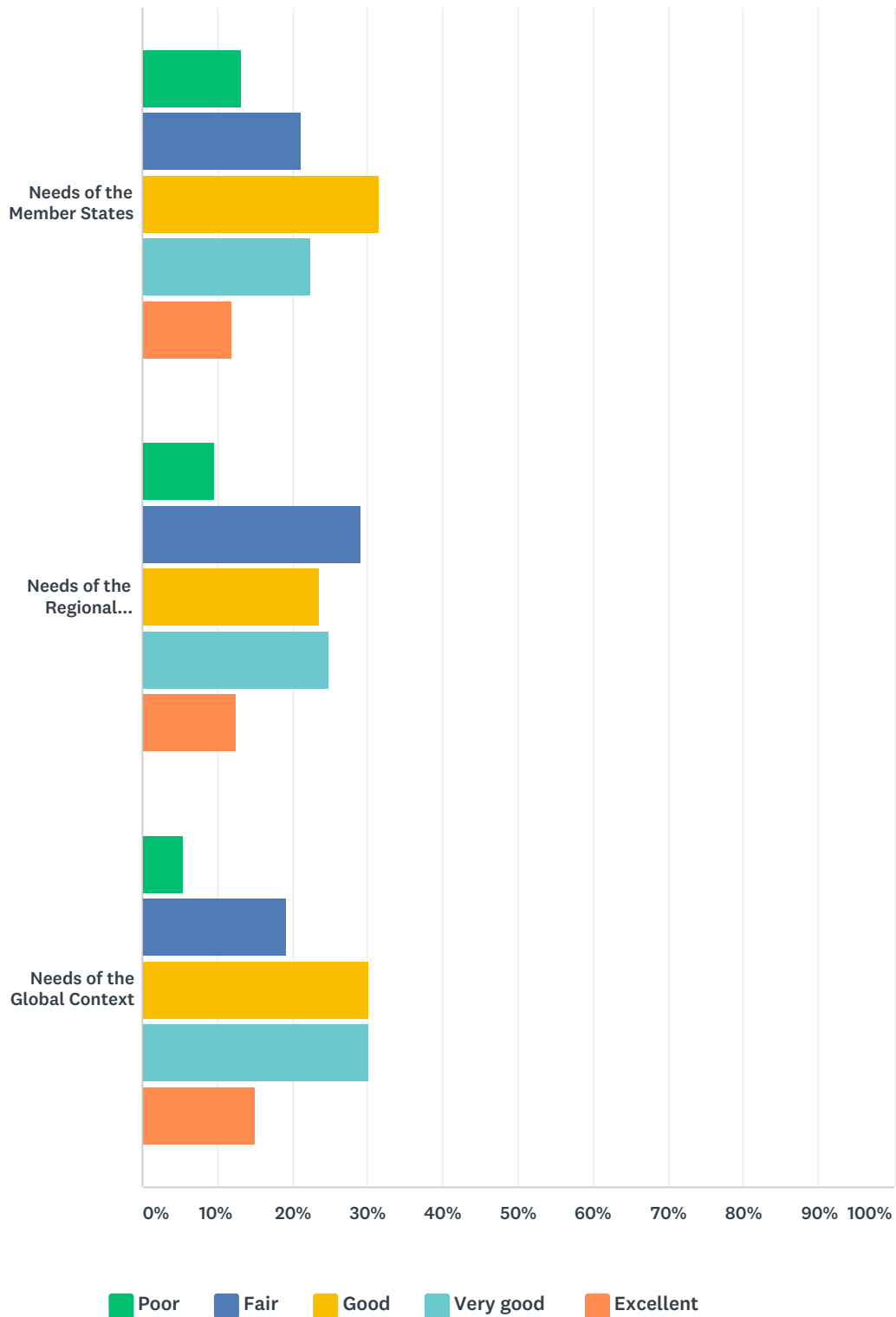
	YES DEFINITELY	SOMEWHAT YES	SOMEWHAT NO	NOT AT ALL	DON'T KNOW	TOTAL
In terms of Early Detection	20.00% 16	46.25% 37	8.75% 7	8.75% 7	16.25% 13	80
In terms of Improved Early Warning	22.50% 18	45.00% 36	11.25% 9	3.75% 3	17.50% 14	80
In terms of Preparedness	17.72% 14	46.84% 37	7.59% 6	10.13% 8	17.72% 14	79
In terms of Contingency Planning	18.99% 15	36.71% 29	12.66% 10	11.39% 9	20.25% 16	79
In terms of Enabling Research	3.75% 3	33.75% 27	15.00% 12	20.00% 16	27.50% 22	80
In terms of Coordination	17.95% 14	37.18% 29	16.67% 13	8.97% 7	19.23% 15	78
In terms of Risk Analysis	13.75% 11	50.00% 40	12.50% 10	6.25% 5	17.50% 14	80
In terms of Forecasting	11.39% 9	43.04% 34	15.19% 12	6.33% 5	24.05% 19	79

EMPRES 2016 - internal

In terms of Advocacy	13.16% 10	36.84% 28	13.16% 10	11.84% 9	25.00% 19	76
In terms of Resource Mobilization	12.99% 10	27.27% 21	18.18% 14	14.29% 11	27.27% 21	77

Q8 How would you rate the relevance of EMPRES vis-à-vis the following needs?

Answered: 76 Skipped: 12



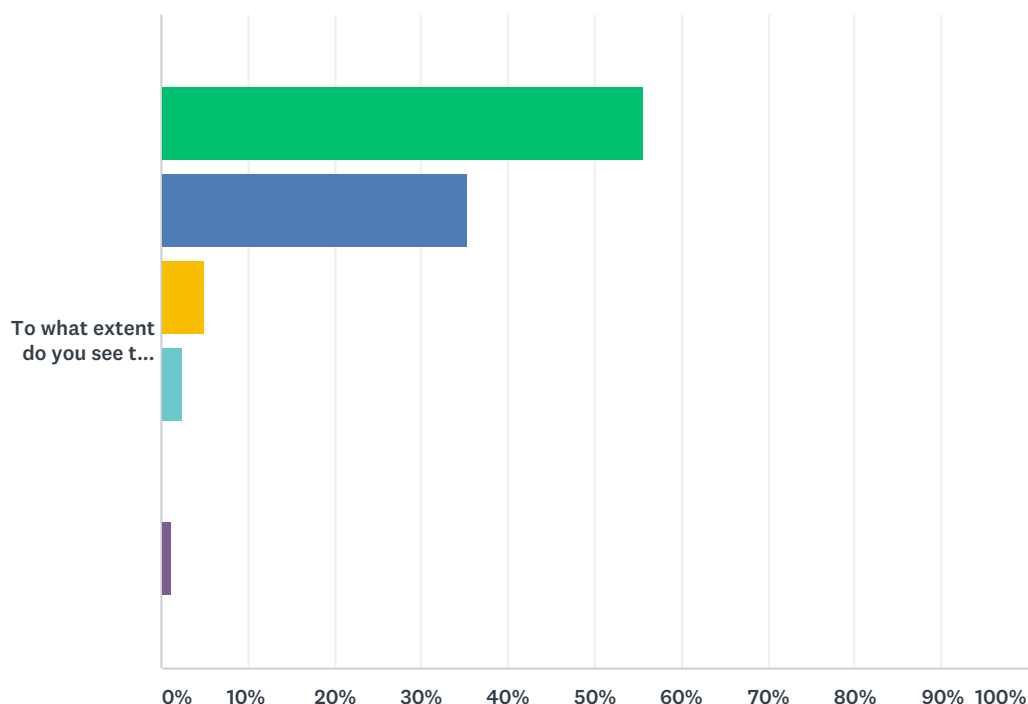
	POOR	FAIR	GOOD	VERY GOOD	EXCELLENT	TOTAL
--	------	------	------	-----------	-----------	-------

EMPRES 2016 - internal

Needs of the Member States	13.16% 10	21.05% 16	31.58% 24	22.37% 17	11.84% 9	76
Needs of the Regional Organisations	9.72% 7	29.17% 21	23.61% 17	25.00% 18	12.50% 9	72
Needs of the Global Context	5.48% 4	19.18% 14	30.14% 22	30.14% 22	15.07% 11	73

Q9 The One Health approach recognizes that the health of humans, animals and ecosystems are interconnected. It involves applying a coordinated, collaborative, multidisciplinary and cross-sectoral approach to address potential or existing risks that originate at the animal-human-ecosystems interface. This holistic vision could be extended to all sectors in order to address complex challenges.

Answered: 79 Skipped: 9

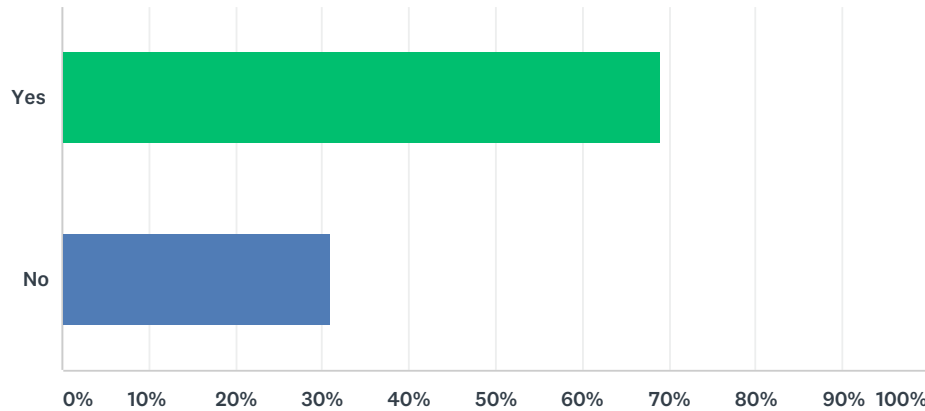


■ Extremely important
 ■ Very important
 ■ Somewhat important
 ■ Not very important
 ■ Not at all important
 ■ Don't know

	EXTREMELY IMPORTANT	VERY IMPORTANT	SOMEWHAT IMPORTANT	NOT VERY IMPORTANT	NOT AT ALL IMPORTANT	DON'T KNOW	TOTAL
To what extent do you see the added value in FAO taking a One Health approach?	55.70% 44	35.44% 28	5.06% 4	2.53% 2	0.00% 0	1.27% 1	79

Q10 Has the One Health approach already been implemented or adopted in your region or country?

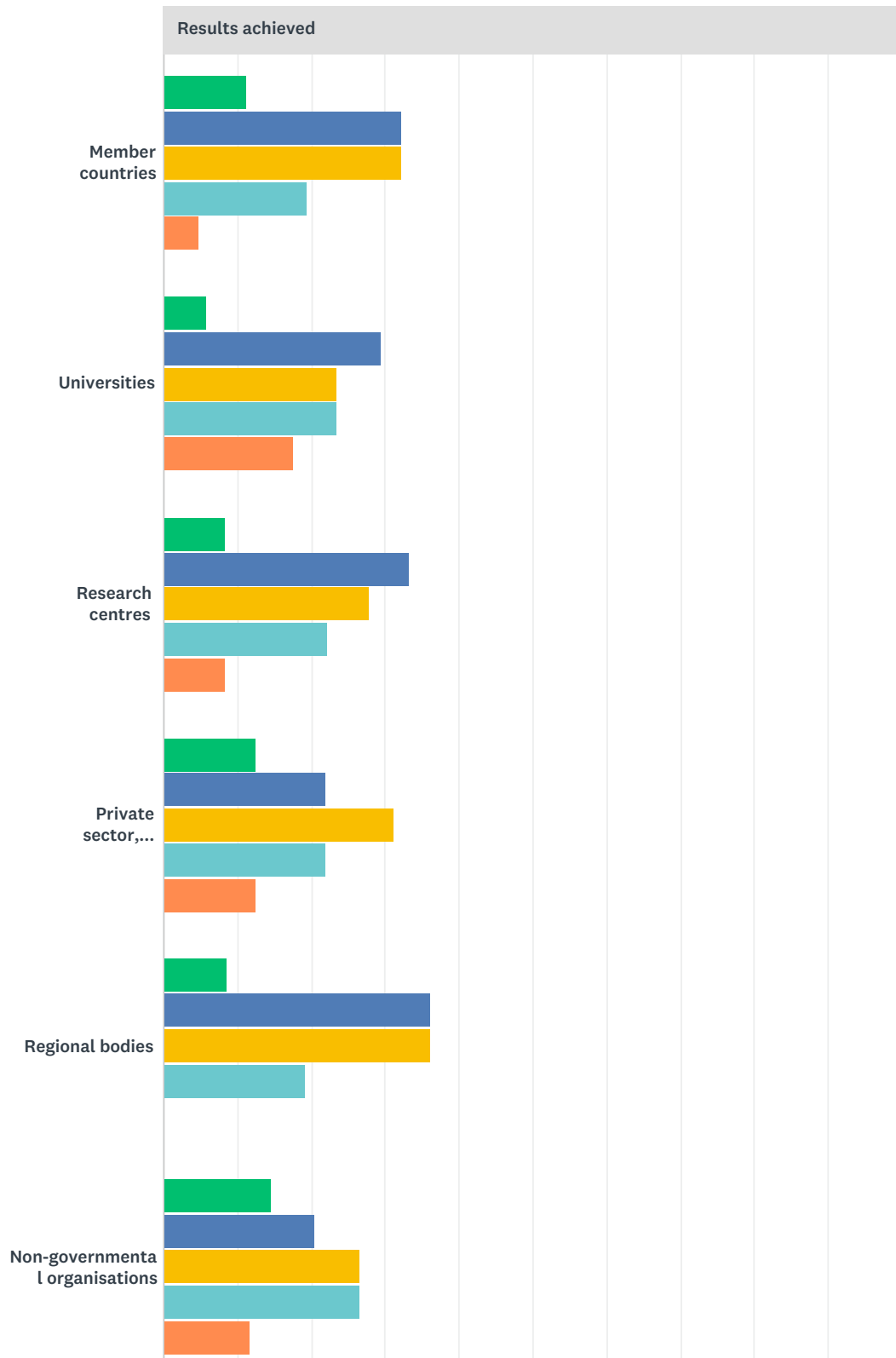
Answered: 71 Skipped: 17



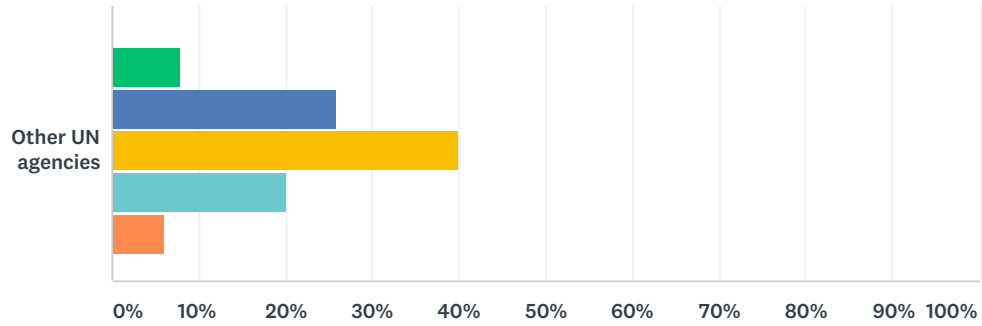
ANSWER CHOICES		RESPONSES	
Yes		69.01%	49
No		30.99%	22
TOTAL			71

Q11 Please select FCC/EMPRES' top three partners from the list below and give them a score. 1 = excellent, 2 = good, 3= fair, 4= poor and 5 = very poor

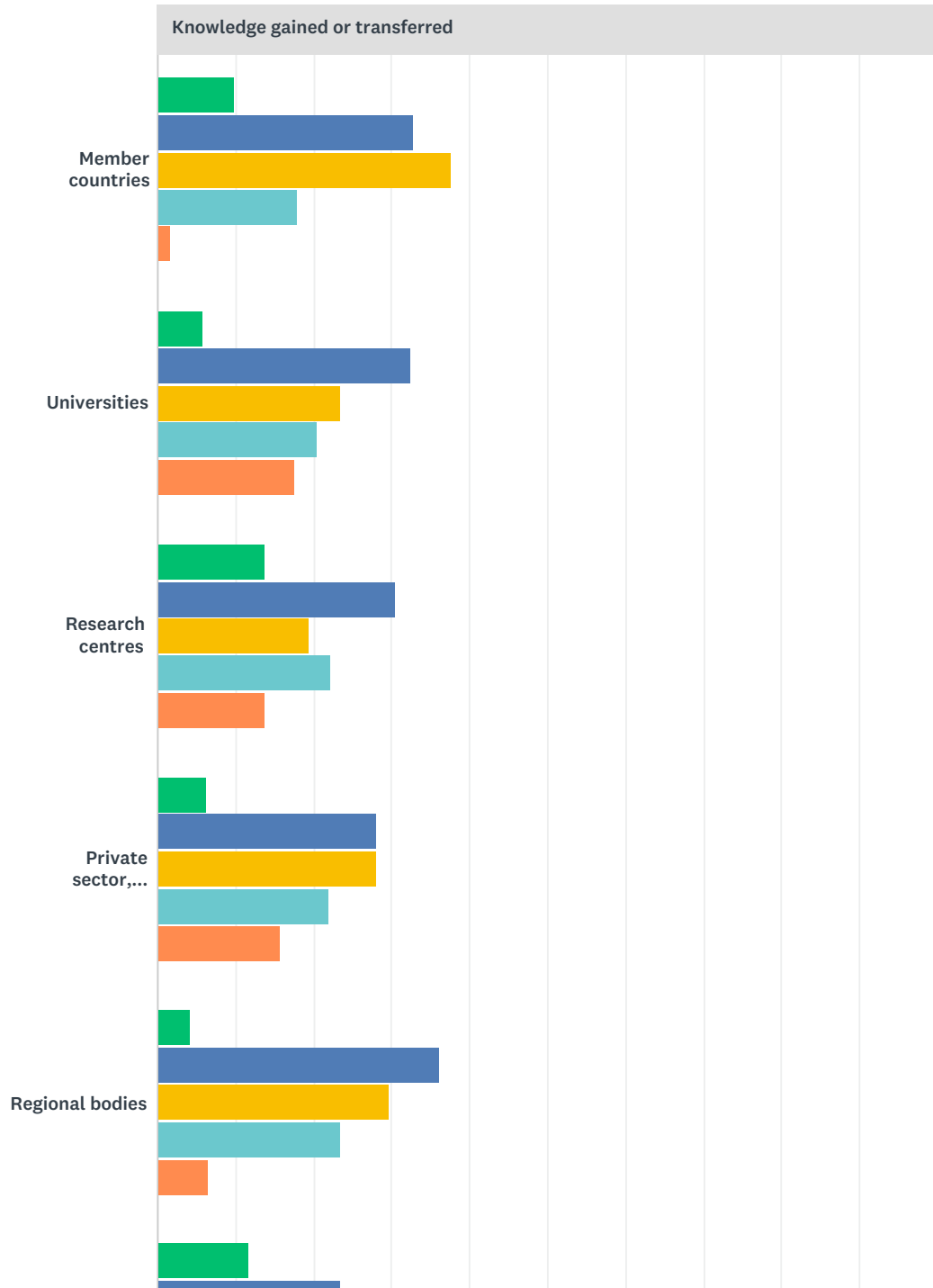
Answered: 67 Skipped: 21



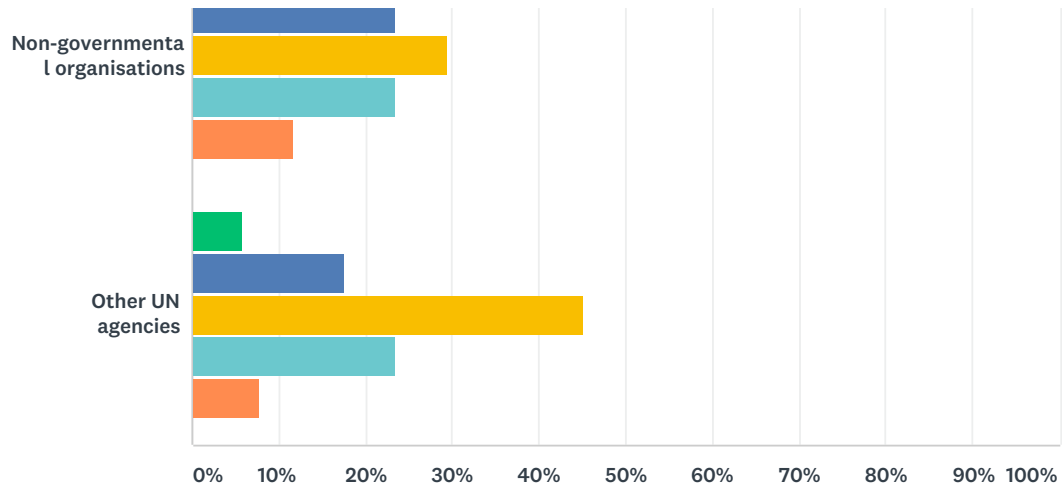
EMPRES 2016 - internal



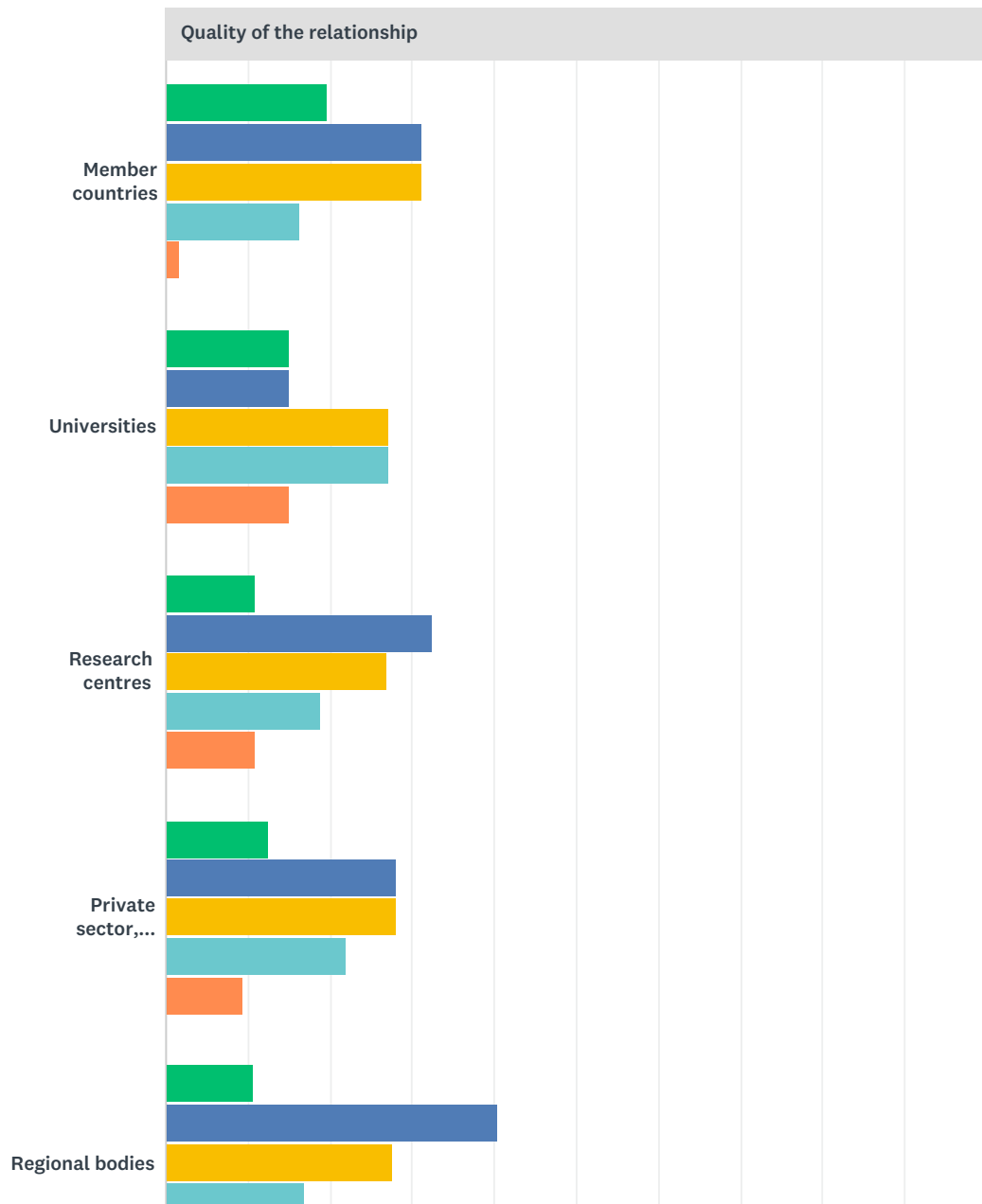
1 2 3 4 5



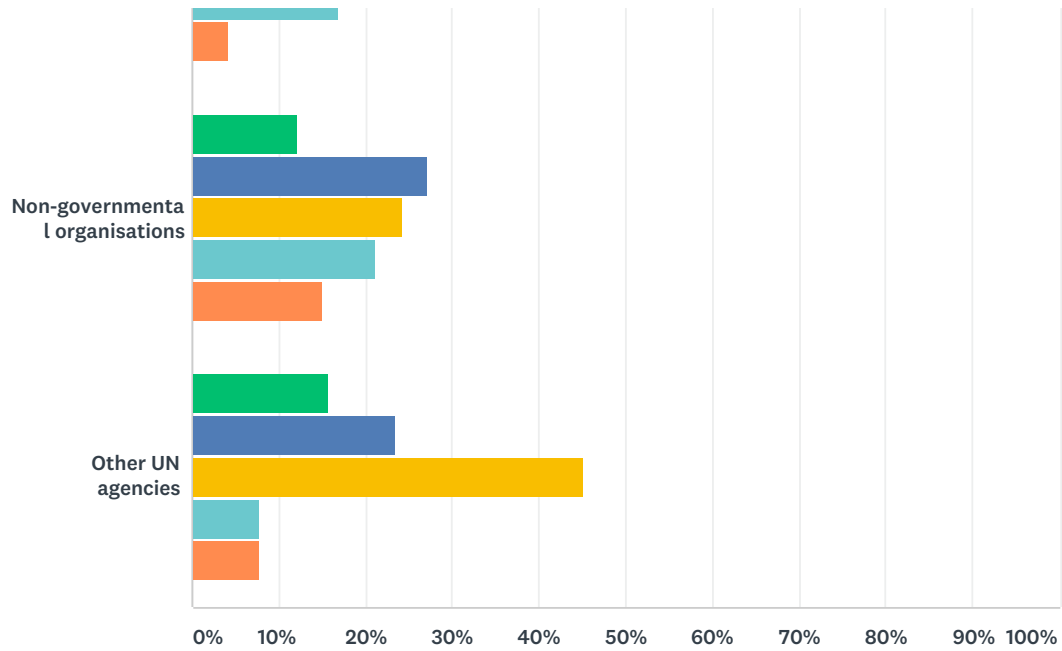
EMPRES 2016 - internal



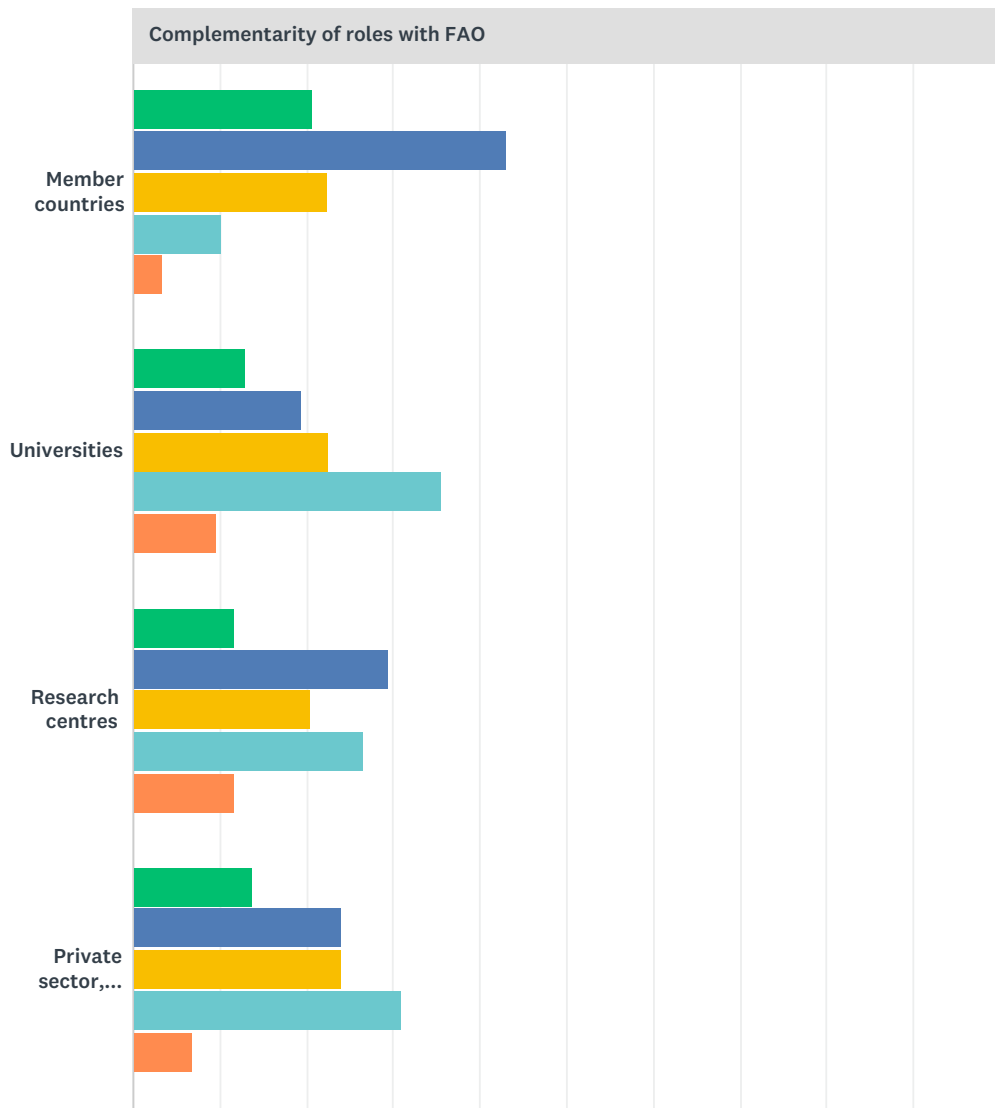
1 2 3 4 5



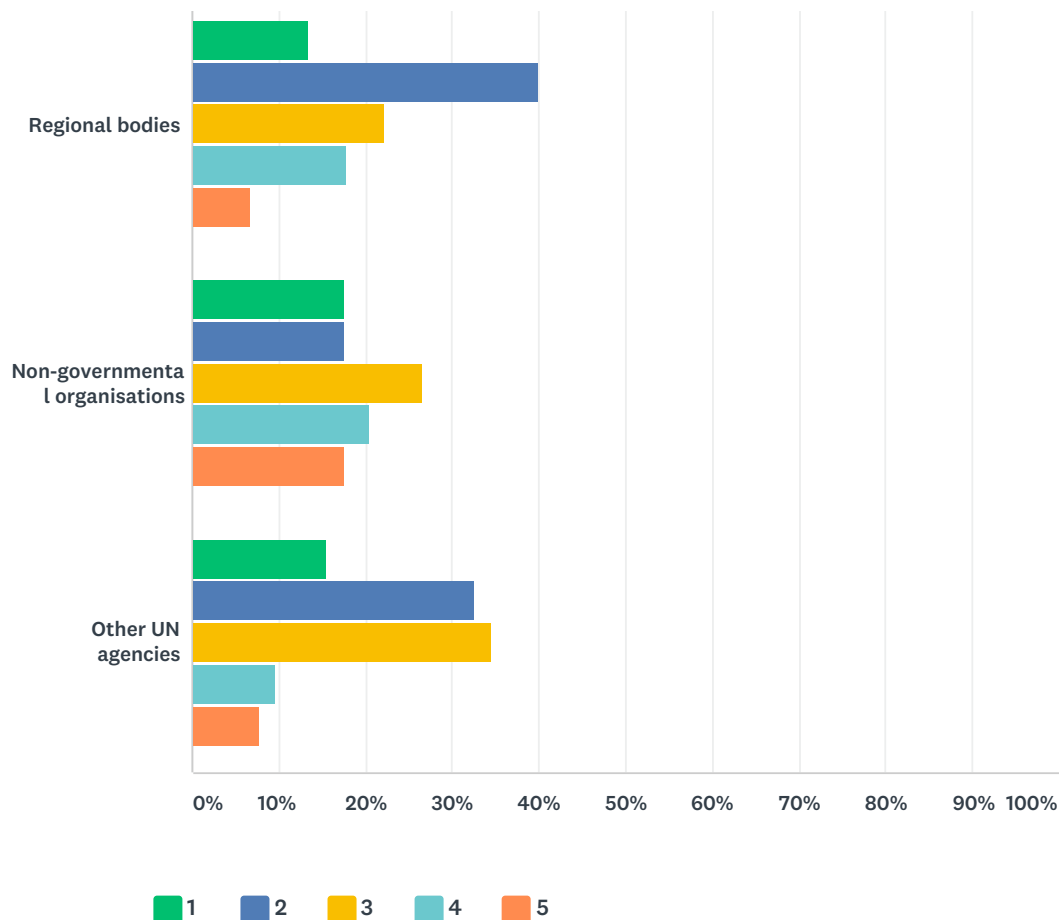
EMPRES 2016 - internal



1 2 3 4 5



EMPRES 2016 - internal



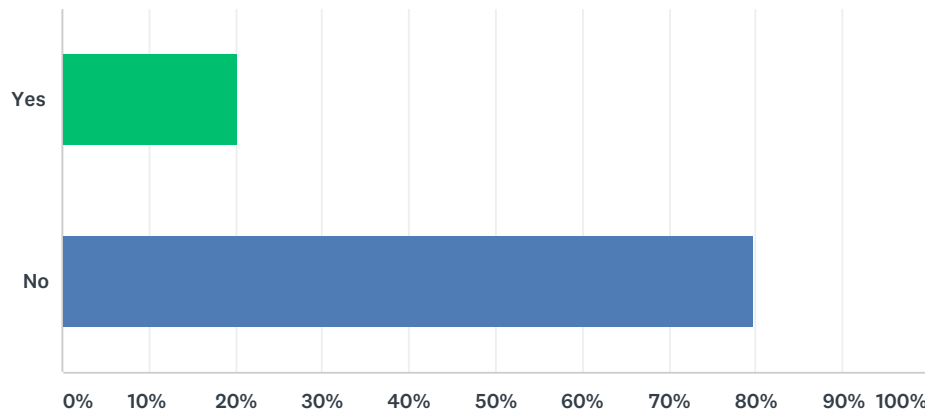
Results achieved						
	1	2	3	4	5	TOTAL
Member countries	11.29% 7	32.26% 20	32.26% 20	19.35% 12	4.84% 3	62
Universities	5.88% 2	29.41% 10	23.53% 8	23.53% 8	17.65% 6	34
Research centres	8.33% 3	33.33% 12	27.78% 10	22.22% 8	8.33% 3	36
Private sector, organisations	12.50% 4	21.88% 7	31.25% 10	21.88% 7	12.50% 4	32
Regional bodies	8.51% 4	36.17% 17	36.17% 17	19.15% 9	0.00% 0	47
Non-governmental organisations	14.71% 5	20.59% 7	26.47% 9	26.47% 9	11.76% 4	34
Other UN agencies	8.00% 4	26.00% 13	40.00% 20	20.00% 10	6.00% 3	50
Knowledge gained or transferred						
	1	2	3	4	5	TOTAL
Member countries	9.84% 6	32.79% 20	37.70% 23	18.03% 11	1.64% 1	61
Universities	5.88% 2	32.35% 11	23.53% 8	20.59% 7	17.65% 6	34
Research centres	13.89% 5	30.56% 11	19.44% 7	22.22% 8	13.89% 5	36

EMPRES 2016 - internal

Private sector, organisations	6.25% 2	28.13% 9	28.13% 9	21.88% 7	15.63% 5	32
Regional bodies	4.26% 2	36.17% 17	29.79% 14	23.40% 11	6.38% 3	47
Non-governmental organisations	11.76% 4	23.53% 8	29.41% 10	23.53% 8	11.76% 4	34
Other UN agencies	5.88% 3	17.65% 9	45.10% 23	23.53% 12	7.84% 4	51
Quality of the relationship						
	1	2	3	4	5	TOTAL
Member countries	19.67% 12	31.15% 19	31.15% 19	16.39% 10	1.64% 1	61
Universities	15.15% 5	15.15% 5	27.27% 9	27.27% 9	15.15% 5	33
Research centres	10.81% 4	32.43% 12	27.03% 10	18.92% 7	10.81% 4	37
Private sector, organisations	12.50% 4	28.13% 9	28.13% 9	21.88% 7	9.38% 3	32
Regional bodies	10.64% 5	40.43% 19	27.66% 13	17.02% 8	4.26% 2	47
Non-governmental organisations	12.12% 4	27.27% 9	24.24% 8	21.21% 7	15.15% 5	33
Other UN agencies	15.69% 8	23.53% 12	45.10% 23	7.84% 4	7.84% 4	51
Complementarity of roles with FAO						
	1	2	3	4	5	TOTAL
Member countries	20.69% 12	43.10% 25	22.41% 13	10.34% 6	3.45% 2	58
Universities	12.90% 4	19.35% 6	22.58% 7	35.48% 11	9.68% 3	31
Research centres	11.76% 4	29.41% 10	20.59% 7	26.47% 9	11.76% 4	34
Private sector, organisations	13.79% 4	24.14% 7	24.14% 7	31.03% 9	6.90% 2	29
Regional bodies	13.33% 6	40.00% 18	22.22% 10	17.78% 8	6.67% 3	45
Non-governmental organisations	17.65% 6	17.65% 6	26.47% 9	20.59% 7	17.65% 6	34
Other UN agencies	15.38% 8	32.69% 17	34.62% 18	9.62% 5	7.69% 4	52

Q12 Do you know of any private sector partner being involved in preparedness, contingency planning and response to food chain crises?

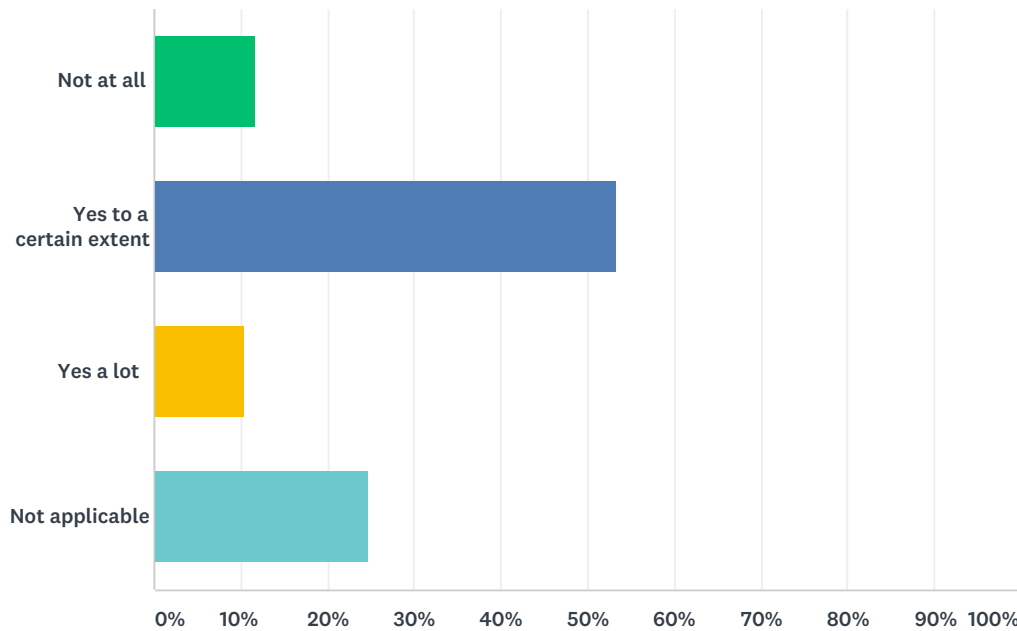
Answered: 74 Skipped: 14



ANSWER CHOICES	RESPONSES	
Yes	20.27%	15
No	79.73%	59
TOTAL		74

Q13 In your view, is FCC/EMPRES using innovative approaches to pursue the sustainability of its interventions?

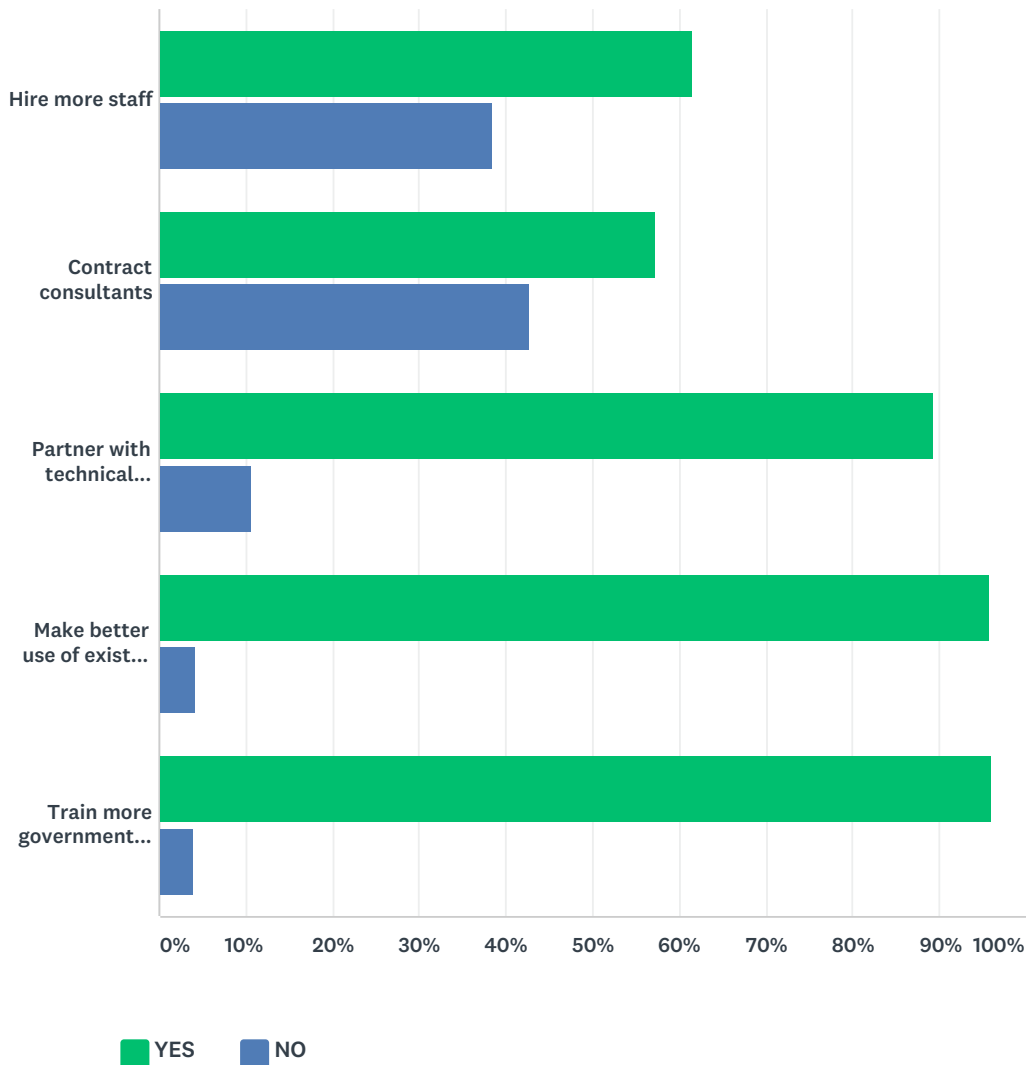
Answered: 77 Skipped: 11



ANSWER CHOICES	RESPONSES	
Not at all	11.69%	9
Yes to a certain extent	53.25%	41
Yes a lot	10.39%	8
Not applicable	24.68%	19
TOTAL		77

Q14 How should FAO improve technical support for building resilience to food chain crisis through decentralised offices?

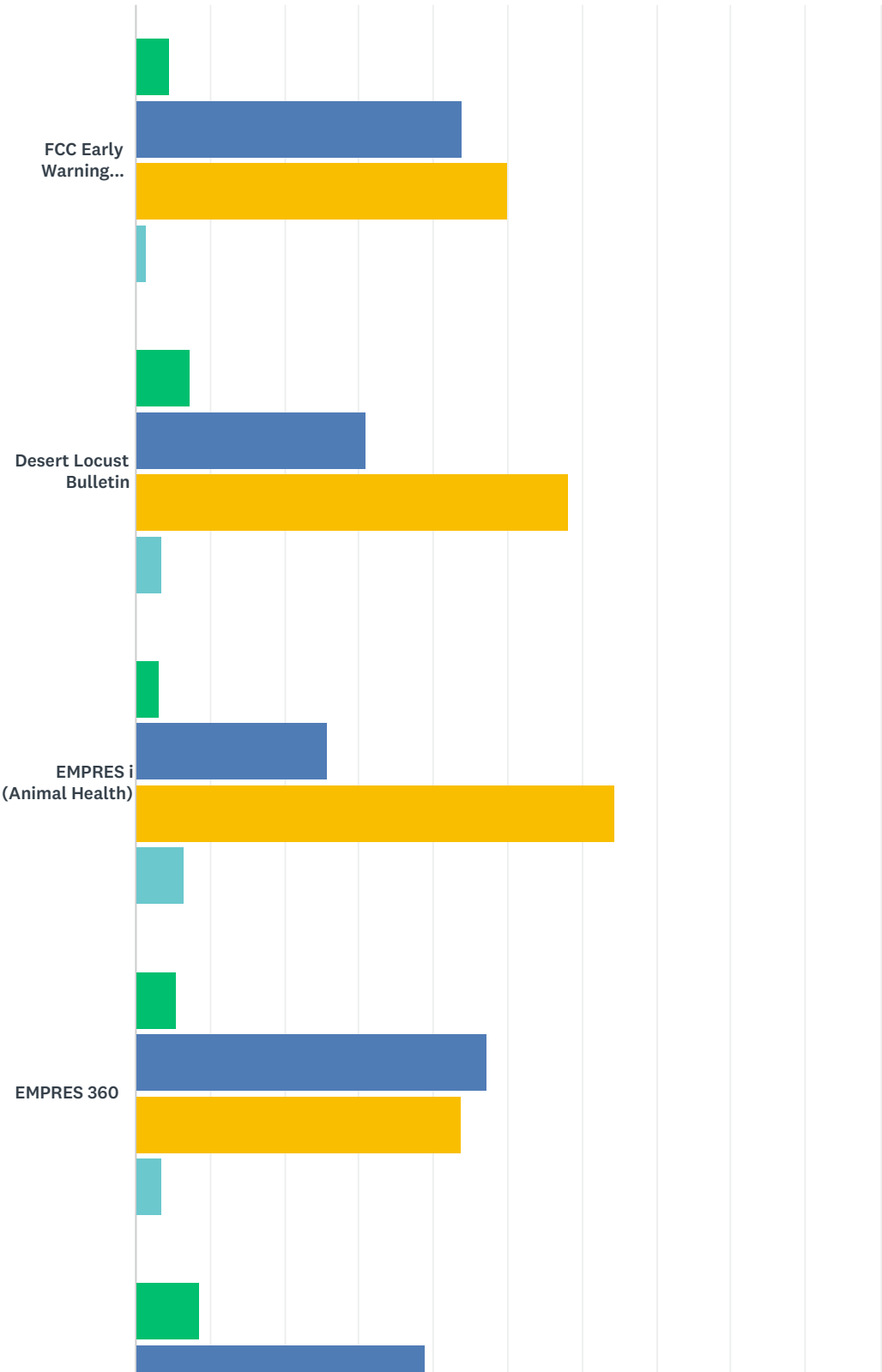
Answered: 78 Skipped: 10



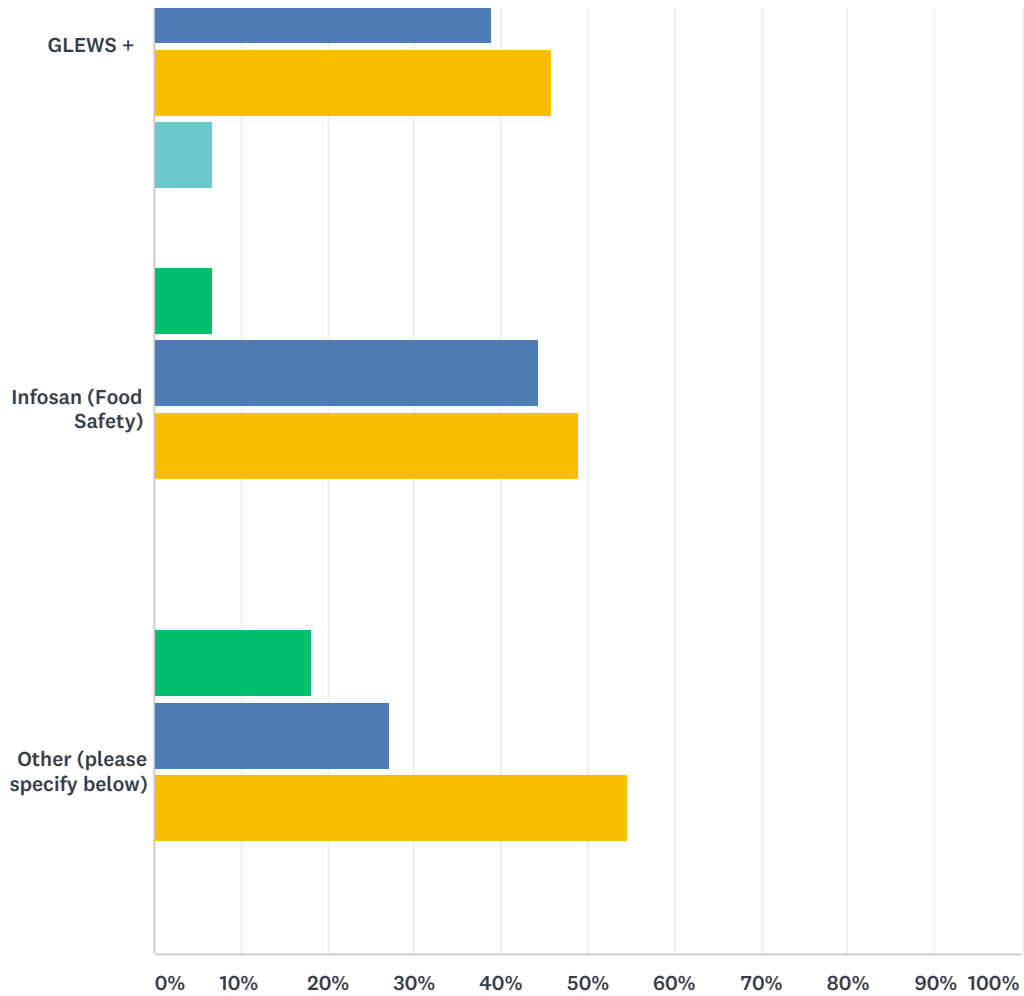
	YES	NO	TOTAL
Hire more staff	61.54% 40	38.46% 25	65
Contract consultants	57.38% 35	42.62% 26	61
Partner with technical bodies	89.33% 67	10.67% 8	75
Make better use of existing technical staff	95.71% 67	4.29% 3	70
Train more government staff	96.00% 72	4.00% 3	75

Q15 Various communication products are being generated and disseminated by FCC/EMPRES. How would you rate these products in terms of impact?

Answered: 74 Skipped: 14



EMPRES 2016 - internal

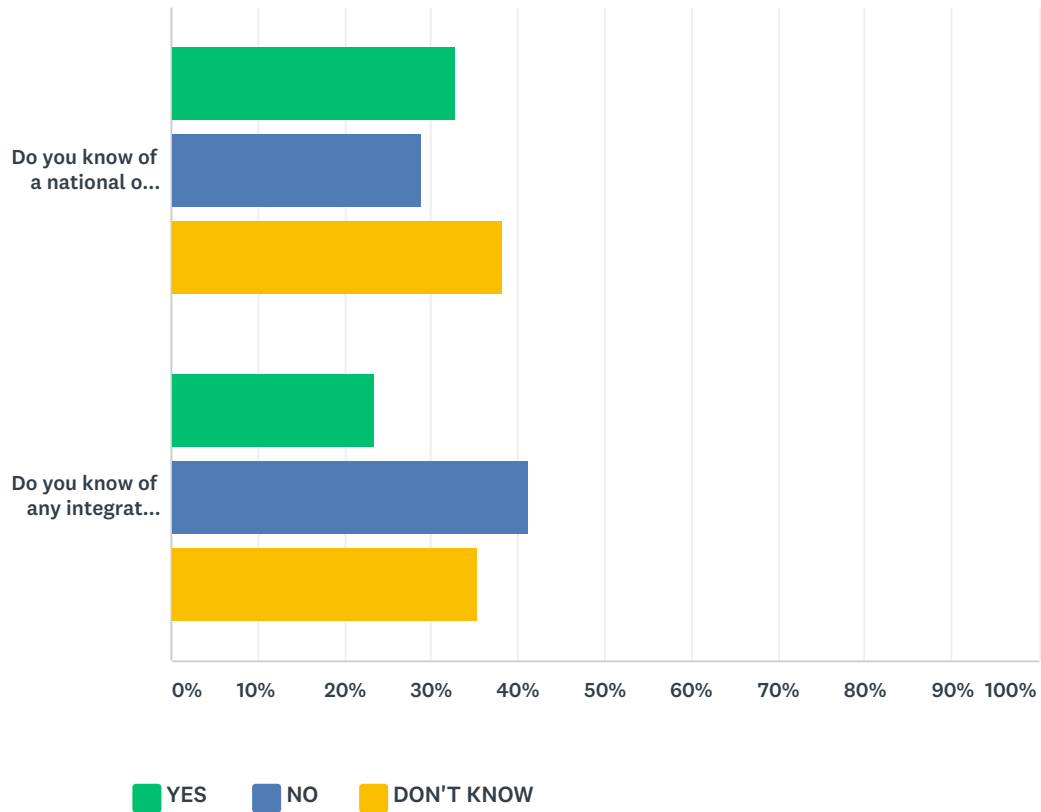


■ No impact at all
 ■ Little impact
 ■ Great impact
 ■ Transformative

	NO IMPACT AT ALL	LITTLE IMPACT	GREAT IMPACT	TRANSFORMATIVE	TOTAL
FCC Early Warning Bulletin	4.55% 3	43.94% 29	50.00% 33	1.52% 1	66
Desert Locust Bulletin	7.27% 4	30.91% 17	58.18% 32	3.64% 2	55
EMPRES i (Animal Health)	3.23% 2	25.81% 16	64.52% 40	6.45% 4	62
EMPRES 360	5.45% 3	47.27% 26	43.64% 24	3.64% 2	55
GLEWS +	8.47% 5	38.98% 23	45.76% 27	6.78% 4	59
Infosan (Food Safety)	6.67% 3	44.44% 20	48.89% 22	0.00% 0	45
Other (please specify below)	18.18% 2	27.27% 3	54.55% 6	0.00% 0	11

Q16 Please answer the following questions

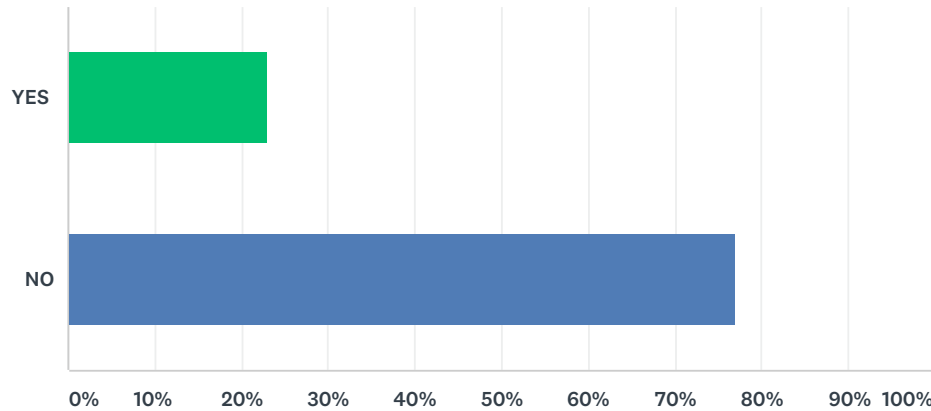
Answered: 73 Skipped: 15



	YES	NO	DON'T KNOW	TOTAL
Do you know of a national or regional monitoring data system related to food chain crises supported by FAO?	32.88% 24	28.77% 21	38.36% 28	73
Do you know of any integrated monitoring system - tracking multiple hazards and threats - in the country you work or in the region?	23.53% 16	41.18% 28	35.29% 24	68

Q17 Are you aware of any work or studies carried out by FAO that focus on specific groups or communities affected by food chain crises?

Answered: 74 Skipped: 14



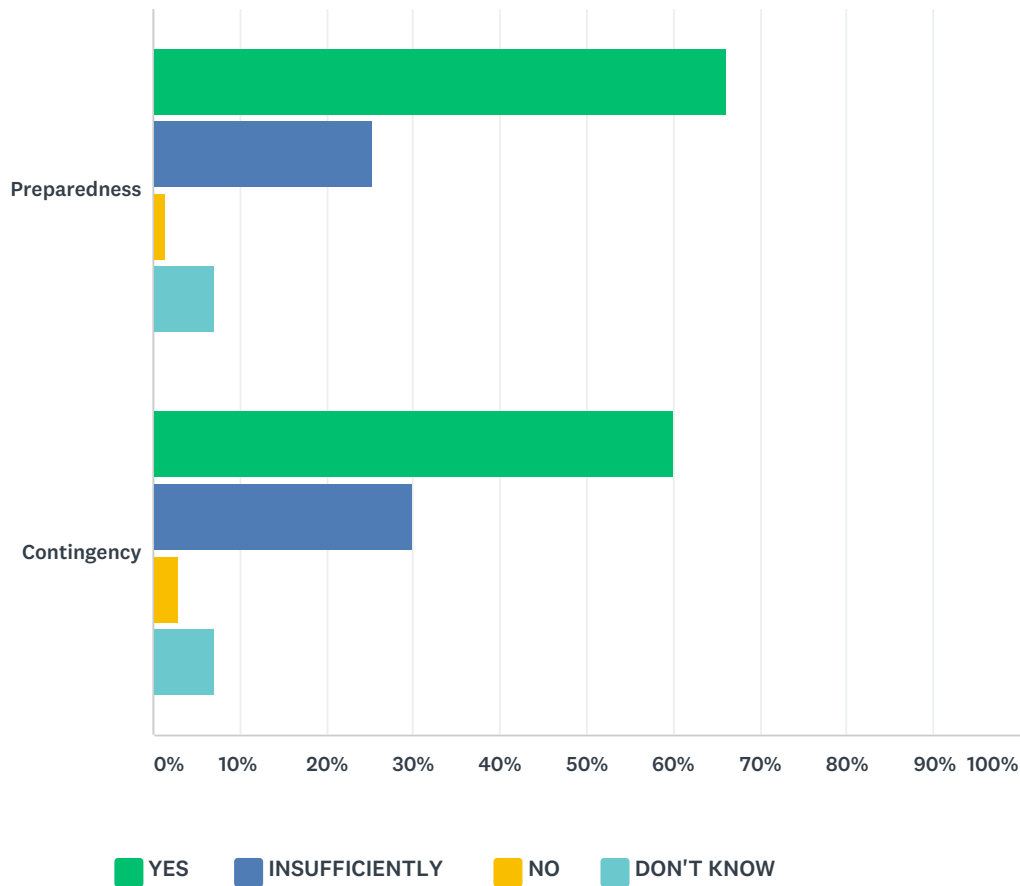
ANSWER CHOICES	RESPONSES	
YES	22.97%	17
NO	77.03%	57
TOTAL		74

Q18 Do you have any examples whereby FAO contributed to improving any aspects related to food chain crises at community level?

Answered: 38 Skipped: 50

Q19 Is FAO supporting countries and/or regions with any preparedness or contingency plan for future crises related to animal health?

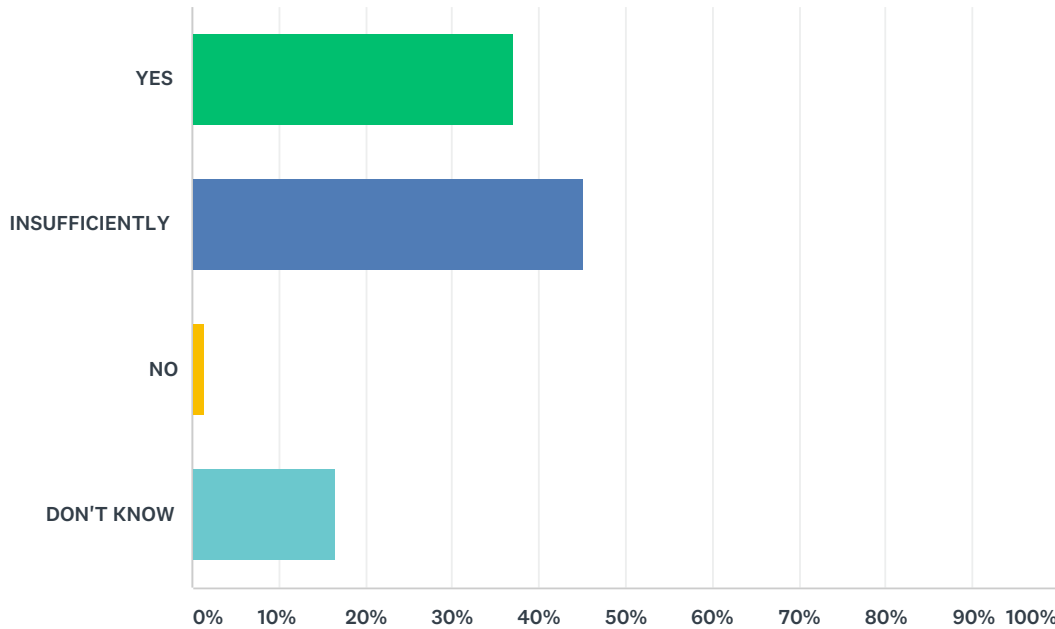
Answered: 72 Skipped: 16



	YES	INSUFFICIENTLY	NO	DON'T KNOW	TOTAL
Preparedness	66.20% 47	25.35% 18	1.41% 1	7.04% 5	71
Contingency	60.00% 42	30.00% 21	2.86% 2	7.14% 5	70

Q20 Do these plans consider the affected populations through effective consultation?

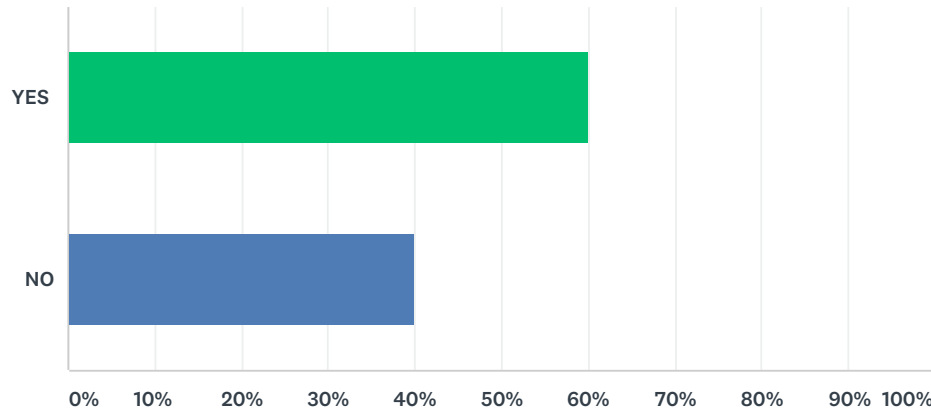
Answered: 73 Skipped: 15



ANSWER CHOICES	RESPONSES	
YES	36.99%	27
INSUFFICIENTLY	45.21%	33
NO	1.37%	1
DON'T KNOW	16.44%	12
TOTAL		73

Q21 Have you been involved in a response to an animal health related food chain crisis provided by FAO and partners?

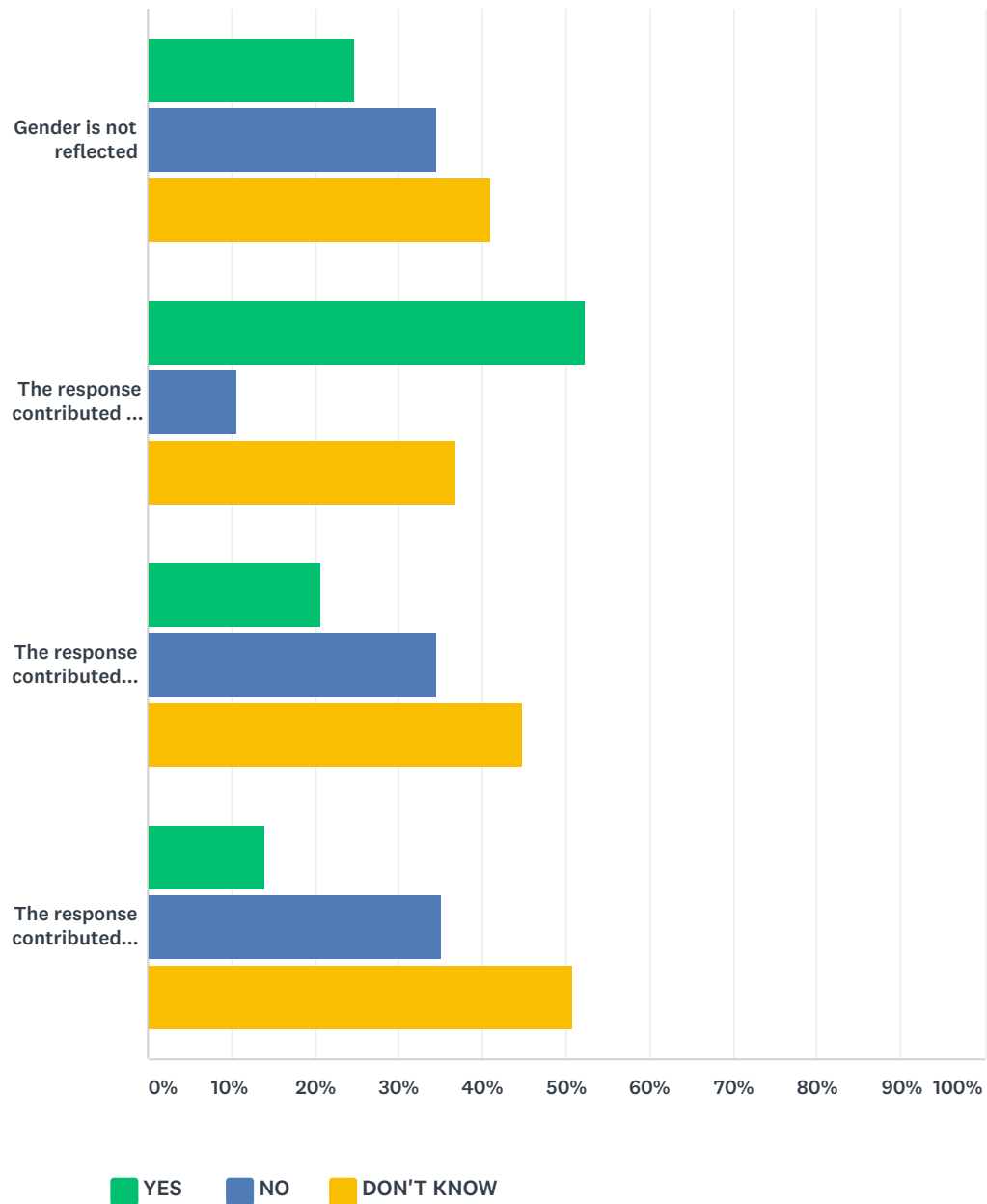
Answered: 70 Skipped: 18



ANSWER CHOICES	RESPONSES	
YES	60.00%	42
NO	40.00%	28
TOTAL		70

Q22 Drawing on the response to food chain crises you are familiar with, how would you rate it from a gender-focus approach point of view?

Answered: 70 Skipped: 18



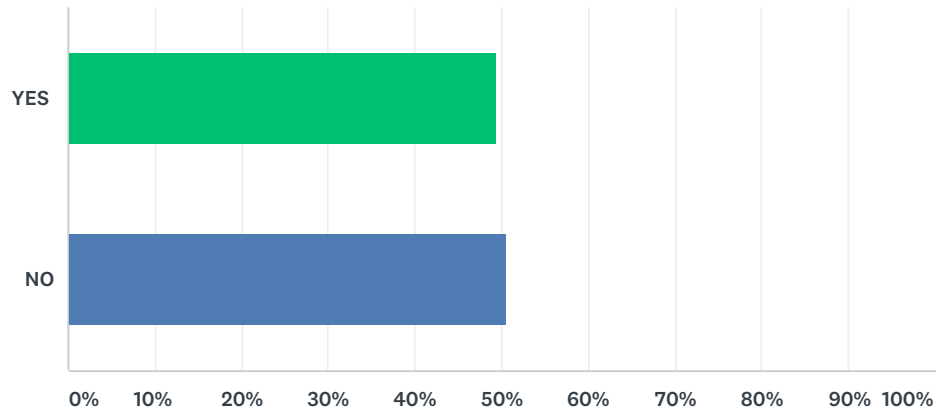
	YES	NO	DON'T KNOW	TOTAL
Gender is not reflected	24.59% 15	34.43% 21	40.98% 25	61
The response contributed in some limited way to gender equality	52.31% 34	10.77% 7	36.92% 24	65
The response contributed significantly to gender equality (gender mainstreaming)	20.69% 12	34.48% 20	44.83% 26	58

EMPRES 2016 - internal

The response contributed significantly to gender equality through all its activities and outcomes advancing gender equality	14.04% 8	35.09% 20	50.88% 29	57
--	-------------	--------------	--------------	----

Q23 Do you know if lessons learned from a response were shared?

Answered: 69 Skipped: 19



ANSWER CHOICES	RESPONSES	
YES	49.28%	34
NO	50.72%	35
TOTAL		69

Q24 Do you have good practices on lessons learning to share?

Answered: 40 Skipped: 48

Q25 What would be the two priorities FAO should focus on to improve its efforts to build resilience to food chain crises?

Answered: 58 Skipped: 30



**Food and Agriculture
Organization of the
United Nations**

OFFICE OF EVALUATION
www.fao.org/evaluation