

November 2007

E



منظمة الأغذية
والزراعة
للأمم المتحدة

联合国
粮食及
农业组织

Food
and
Agriculture
Organization
of
the
United
Nations

Organisation
des
Nations
Unies
pour
l'alimentation
et
l'agriculture

Organización
de las
Naciones
Unidas
para la
Agricultura
y la
Alimentación

CONFERENCE

Thirty-fourth Session

Rome, 17 – 24 November 2007

Status of Contributions at 19 November 2007

For reasons of economy, this document is produced in a limited number of copies. Delegates and observers are kindly requested to bring it to the meetings and to refrain from asking for additional copies, unless strictly indispensable.

W0000

Appendix A

Summary Status of Contributions to the Regular Programme^{a b}

| | | 2007 | 2006 (for comparison) |
|-----------|---|--|--|
| 1. | Amounts outstanding on 1 January | | |
| | Current Assessments ^c | US\$ 179,481,000.00 Euro 176,780,500.00 | US\$ 179,481,000.00 Euro 176,780,500.00 |
| | Contributions in arrears ^d | US\$ 67,746,245.15 Euro 23,520,332.64 | US\$ 116,994,070.38 Euro 34,938,194.69 |
| | Total | US\$ 247,227,245.15 Euro 200,300,832.64 | US\$ 296,475,070.38 Euro 211,718,694.69 |
| 2. | Receipts 1 January to 19 November | | |
| | Current Assessments | US\$ 135,852,300.66 Euro 132,166,163.90 | US\$ 103,254,969.87 Euro 113,553,557.33 |
| | Contributions in arrears | US\$ 21,755,286.67 Euro 5,541,830.93 | US\$ 73,572,283.82 Euro 28,547,820.15 |
| | Total | US\$ 157,607,587.33 Euro 137,707,994.83 | US\$ 176,827,253.69 Euro 142,101,377.48 |
| 3. | Amounts outstanding at 19 November | | |
| | Current Assessments | US\$ 43,628,699.34 Euro 44,614,336.10 | US\$ 76,226,030.13 Euro 63,226,942.67 |
| | Contributions in arrears | US\$ 45,990,958.48 Euro 17,978,501.71 | US\$ 43,421,786.56 Euro 6,390,374.54 |
| | Total | US\$ 89,619,657.82 Euro 62,592,837.81 | US\$ 119,647,816.69 Euro 69,617,317.21 |
| | Instalments due in future Years | US\$ 5,118,263.71 Euro 5,610.48 | US\$ 5,826,113.12 Euro 6,311.79 |
| | Total Outstanding | US\$ 94,737,921.53 Euro 62,598,448.29 | US\$ 125,473,929.81 Euro 69,623,629.00 |

^a Appendix B sets out full details of receipts during 2007.

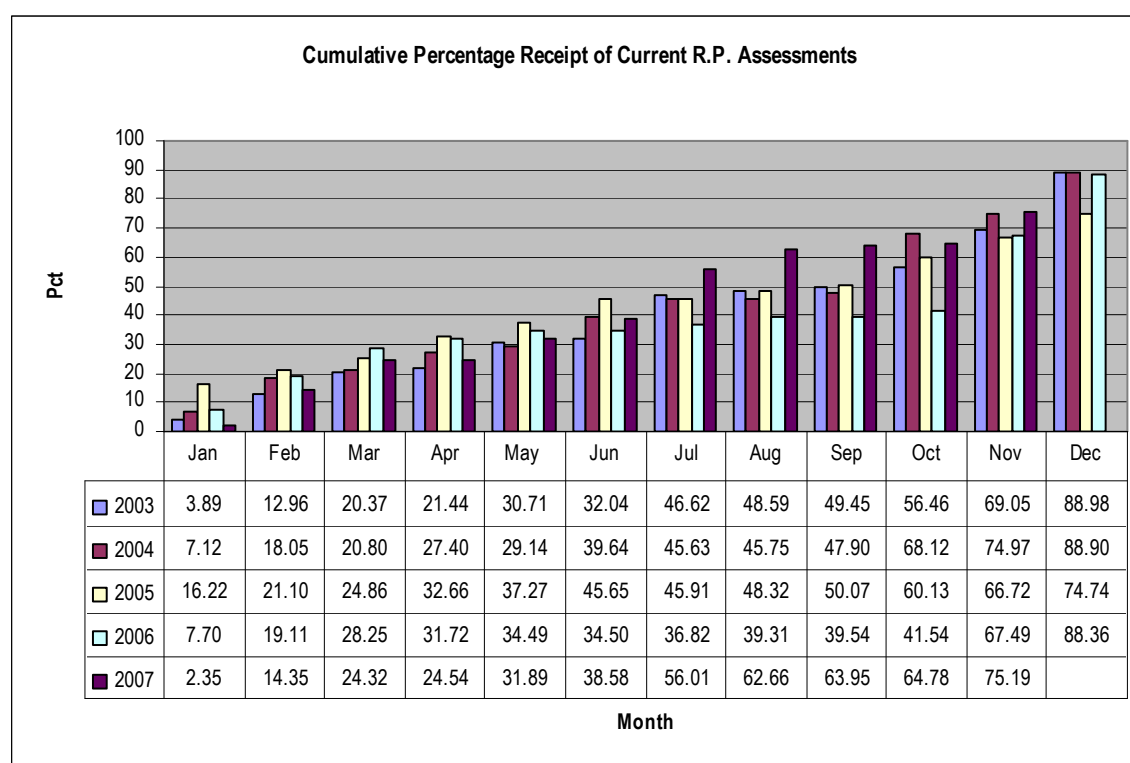
^b Contributions in arrears include amounts currently payable under Conference authorized instalment plans.

^c Of which US\$2,950,000 relates to the Tax Equalization Fund for 2007 and US\$2,950,000 for 2006.

^d Contributions in arrears at 1 January includes the previous year end balance carried forward plus arrears instalments due 1 January, less any new instalment plans approved by the Conference and New Member contributions where applicable.

Current Assessments

4. The following statistics show the cumulative percentage receipts of current assessments over the past five years.



Receipt figures for 2004 to 2007 are the aggregate of US Dollar and €uro receipts. All figures are at month end.

5. The position of the 2007 assessments of Member Nations at 19 November 2007, compared to the same date during the four preceding years was as follows:

Number of Member Nations

| | 2007 US\$ | 2007 €uro | 2006 US\$ | 2006 €uro | 2005 US\$ | 2005 €uro | 2004 US\$ | 2004 €uro | 2003 |
|---------------------|--------------|--------------|--------------|--------------|--------------|--------------|--------------|--------------|------------|
| <i>Paid in full</i> | 135 | 123 | 120 | 99 | 115 | 104 | 109 | 87 | 96 |
| Part paid | 8 | 14 | 13 | 23 | 13 | 15 | 18 | 16 | 20 |
| No payment | 45 | 51 | 55 | 66 | 59 | 68 | 60 | 84 | 67 |
| Total | 188 | 188 | 188 | 188 | 187 | 187 | 187 | 187 | 183 |

Contributions in arrears

6. The position of Member Nations with arrears of contributions at 19 November 2007 was as follows:

Number of Member Nations

| | | |
|---|-----------|----|
| With arrears at 1 January 2007 | 82 | |
| Arrears paid in full (<i>Appendix D</i>) | | 35 |
| Arrears partially paid (<i>Appendix E</i>) | | 24 |
| No payment (<i>Appendix F</i>) | | 23 |
| With arrears at 19 November 2007 (<i>Appendix C</i>) | 47 | |

7. Additional information regarding arrears due at 19 November 2007

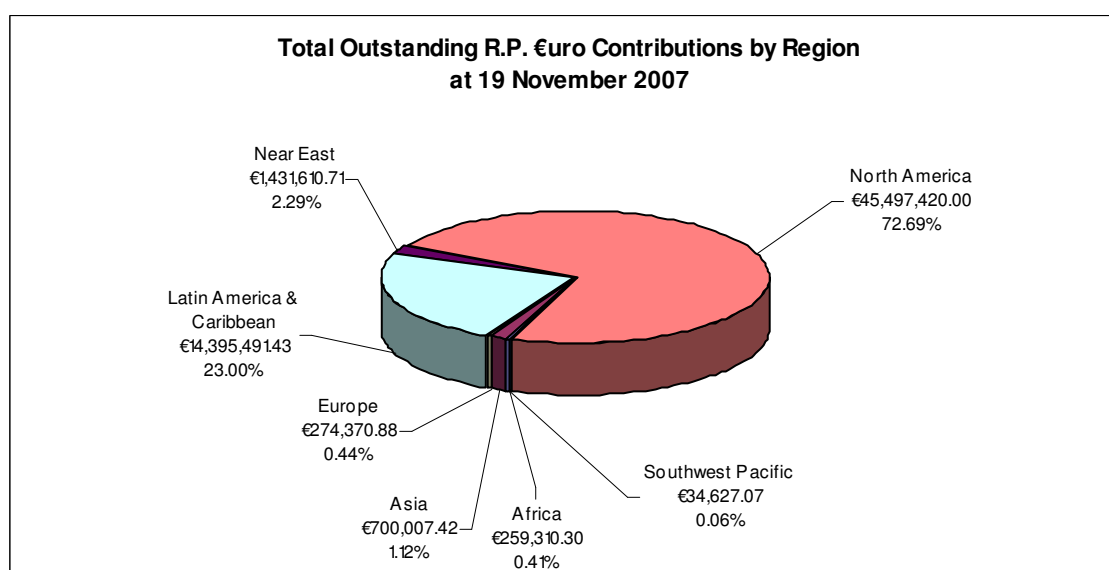
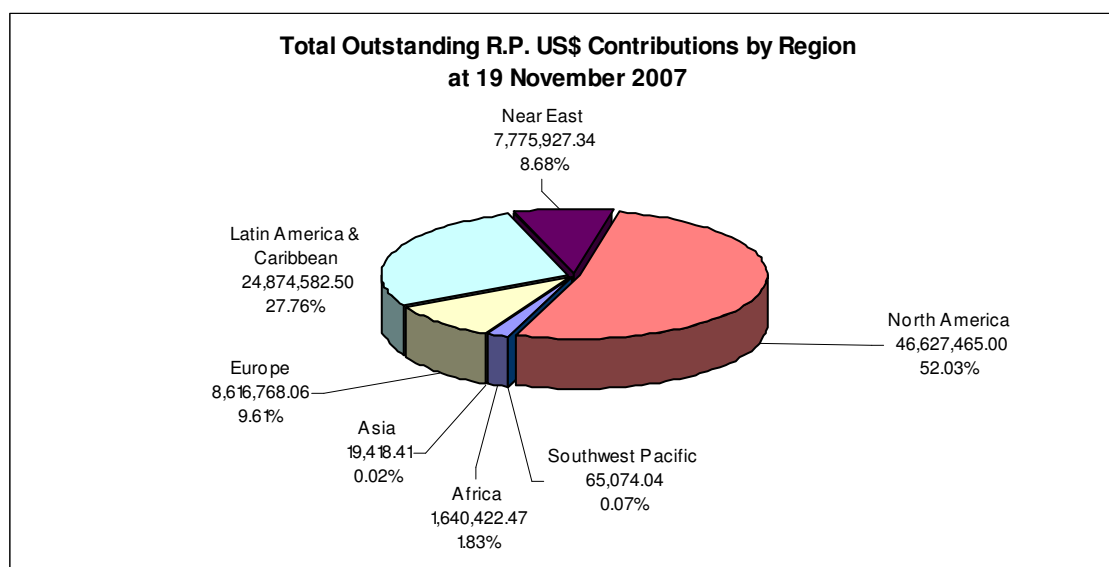
- The total arrears at 19 November was \$45,990,958.48 and €17,978,501.71 (*Appendix B/Appendix C*) equivalent to 17.28 percent of current assessments.
- Five Member Nations had arrears in excess of US\$1 million (*Appendix C*).
- Arrears exceeding US\$1 million accounted for 91.01 percent of the total arrears due.
- Twenty-two Member Nations had arrears in such amounts as to jeopardise their right to vote in accordance with Article III.4 of the Constitution (*Appendix G*).

Contributions from the Russian Federation

8. On 29 March 2007 Russia paid in full its contributions for 2007, amounting to US\$ 1,952,433. and €1,955,192. The Finance and Programme Committees have recommended and Council has agreed that Russia's contributions in 2006/2007 be treated as miscellaneous income to partially fund the General Service Salary increase resulting from the ICSC survey. Russia's contributions are therefore excluded from the reporting on Status of Contributions to the 2006-2007 Regular Programme which refers to contributions established in the 2006/2007 budget appropriation.

Total Contributions Outstanding

9. The following charts show the geographical distribution of the total of all Regular Programme contributions outstanding in US Dollars and Euro at 19 November 2007.



Appendix B

Regular Programme Contributions

Status as at 19 November 2007

| Member Nations | Receipts: ¹ | | Outstanding Contributions | | | | Total Outstanding | |
|------------------------|--|--------------|------------------------------|-----------|--|--------------|-------------------|--------------|
| | Amounts received year to date ³ | | Relating to 2007 Assessments | | Arrears: 2006 and prior assessments ² | | | |
| | US\$ | €uro | US\$ | €uro | US\$ | €uro | US\$ | €uro |
| Afghanistan | 292,295.16 | 38,612.78 | - | - | - | - | - | - |
| Albania | 8,826.55 | 8,839.03 | - | - | - | - | - | - |
| Algeria | 137,694.18 | 137,888.79 | - | - | - | - | - | - |
| Angola | 1,765.31 | 1,767.81 | - | - | - | - | - | - |
| Antigua and Barbuda | - | - | 5,295.93 | 5,303.42 | 323,128.86 | 12,316.52 | 328,424.79 | 17,619.94 |
| Argentina | 1,721,177.25 | 1,723,610.00 | - | - | 23,232,302.59 | 5,752,136.16 | 23,232,302.59 | 5,752,136.16 |
| Armenia | 28,530.62 | 3,535.61 | - | - | - | - | - | - |
| Australia | 2,866,863.44 | 2,870,915.32 | - | - | - | - | - | - |
| Austria | 1,546,411.56 | 1,548,597.18 | - | - | - | - | - | - |
| Azerbaijan | 134,508.80 | 8,839.03 | - | - | - | - | - | - |
| Bahamas | 22,949.03 | 22,981.47 | - | - | - | - | - | - |
| Bahrain | 54,724.61 | 54,801.96 | - | - | - | - | - | - |
| Bangladesh | 17,653.10 | 17,678.05 | - | - | - | - | - | - |
| Barbados | 17,653.10 | 17,678.05 | - | - | - | - | - | - |
| Belarus | 31,775.58 | 31,820.49 | - | - | - | - | - | - |
| Belgium | 1,924,187.90 | 1,926,907.45 | - | - | - | - | - | - |
| Belize | 1,765.31 | 1,767.81 | - | - | - | - | - | - |
| Benin | - | 3,535.61 | 3,530.62 | - | 3,530.62 | 3,535.61 | 7,061.24 | 3,535.61 |
| Bhutan | 1,765.31 | 1,767.81 | - | - | - | - | - | - |
| Bolivia | 35,957.89 | 15,910.25 | - | - | 33,689.90 | 14,077.90 | 33,689.90 | 14,077.90 |
| Bosnia and Herzegovina | 5,295.93 | 5,303.42 | - | - | - | - | - | - |
| Botswana | 21,183.72 | 21,213.66 | - | - | - | - | - | - |
| Brazil | 3,939,553.89 | 5,494,337.94 | - | - | - | - | - | - |
| Bulgaria | - | - | 30,010.27 | 30,052.69 | - | - | 30,010.27 | 30,052.69 |
| Burkina Faso | 3,530.62 | 4,911.80 | - | - | - | - | - | - |
| Burundi | 49,687.86 | - | 1,765.31 | 1,767.81 | 89,003.02 | 5,256.93 | 90,768.33 | 7,024.74 |
| Cambodia | 34,426.62 | 3,535.61 | - | - | - | - | - | - |
| Cameroon | 14,122.48 | 14,142.44 | - | - | - | - | - | - |
| Canada | 5,064,674.39 | 5,071,832.55 | - | - | - | - | - | - |
| Cape Verde | - | - | 1,765.31 | 1,767.81 | - | - | 1,765.31 | 1,767.81 |

| Member Nations | Receipts: ¹ | | Outstanding Contributions | | | | Total Outstanding | |
|------------------------------|--|---------------|------------------------------|------------|--|------------|-------------------|------------|
| | Amounts received year to date ³ | | Relating to 2007 Assessments | | Arrears: 2006 and prior assessments ² | | | |
| | US\$ | €uro | US\$ | €uro | US\$ | €uro | US\$ | €uro |
| Central African Republic | - | - | 1,765.31 | 1,767.81 | 210,798.45 | 5,256.93 | 212,563.76 | 7,024.74 |
| Chad | 1,765.31 | 1,767.81 | - | - | - | - | - | - |
| Chile | 271,000.00 | - | 402,490.68 | 403,059.54 | 3,416.44 | 403,059.54 | 405,907.12 | 806,119.08 |
| China | 3,696,559.14 | 3,701,783.67 | - | - | - | - | - | - |
| Colombia | 278,918.98 | 279,313.19 | - | - | - | - | - | - |
| Comoros | - | - | 1,765.31 | 1,767.81 | 273,096.83 | 5,256.93 | 274,862.14 | 7,024.74 |
| Congo | 3,530.62 | 3,535.62 | - | - | - | - | - | - |
| Cook Islands | 3,530.62 | 3,535.62 | - | - | - | - | - | - |
| Costa Rica | 180,689.47 | - | 54,724.61 | 54,801.96 | 58,395.15 | 124,933.06 | 113,119.76 | 179,735.02 |
| Croatia | 67,081.78 | 67,176.59 | - | - | - | - | - | - |
| Cuba | - | 55,886.33 | 77,673.64 | 77,783.42 | 77,673.64 | 113,818.26 | 155,347.28 | 191,601.68 |
| Cyprus | 70,612.40 | 70,712.20 | - | - | - | - | - | - |
| Czech Republic | 330,112.97 | 330,579.54 | - | - | - | - | - | - |
| Côte d'Ivoire | 50,620.00 | 38,930.42 | - | 17,678.05 | - | 10,289.19 | - | 27,967.24 |
| D.P.Rep. of Korea | 35,306.20 | 35,356.10 | - | - | - | - | - | - |
| Democratic Republic of Congo | - | - | 5,295.93 | 5,303.42 | 26,717.83 | 19,329.64 | 32,013.76 | 24,633.06 |
| Denmark | 1,292,206.92 | 1,294,033.26 | - | - | - | - | - | - |
| Djibouti | 6,393.04 | 3,535.62 | - | - | - | - | - | - |
| Dominica | 1,765.31 | - | - | 1,767.81 | - | - | - | 1,767.81 |
| Dominican Republic | 148,696.43 | - | 63,551.16 | 63,640.98 | 85,463.55 | 144,274.30 | 149,014.71 | 207,915.28 |
| Ecuador | 33,540.89 | 26,564.22 | - | 7,024.08 | - | - | - | 7,024.08 |
| Egypt | 215,367.82 | 215,672.21 | - | - | - | - | - | - |
| El Salvador | 80,427.91 | 81,206.94 | - | 112.10 | - | - | - | 112.10 |
| Equatorial Guinea | 7,380.34 | 3,535.61 | 969.42 | 2,405.59 | - | - | 969.42 | 2,405.59 |
| Eritrea | 1,765.31 | 1,767.81 | - | - | - | - | - | - |
| Estonia | 21,183.72 | 21,213.66 | - | - | - | - | - | - |
| Ethiopia | 7,061.24 | 7,071.22 | - | - | - | - | - | - |
| Fiji | 7,061.24 | 7,070.64 | - | - | - | - | - | - |
| Finland | 960,328.64 | 961,685.92 | - | - | - | - | - | - |
| France | 10,858,421.81 | 10,873,768.56 | - | - | - | - | - | - |
| Gabon | - | 13,896.64 | 15,887.79 | 2,013.61 | - | - | 15,887.79 | 2,013.61 |
| Gambia | 26,732.33 | - | 1,765.31 | 1,767.81 | 69,384.71 | 5,256.93 | 71,150.02 | 7,024.74 |
| Georgia | 25,295.93 | 15,904.32 | - | - | - | - | - | - |
| Germany | 15,596,513.85 | 15,618,557.18 | - | - | - | - | - | - |
| Ghana | 7,061.24 | 7,071.22 | - | - | - | - | - | - |

| Member Nations | Receipts: ¹ | | Outstanding Contributions | | | | Total Outstanding | |
|------------------------------|--|---------------|------------------------------|------------|--|------------|-------------------|------------|
| | Amounts received year to date ³ | | Relating to 2007 Assessments | | Arrears: 2006 and prior assessments ² | | | |
| | US\$ | €uro | US\$ | €uro | US\$ | €uro | US\$ | €uro |
| Greece | 955,032.71 | 956,382.51 | - | - | - | - | - | - |
| Grenada | 1,765.31 | 1,767.81 | - | - | - | - | - | - |
| Guatemala | 46,976.59 | 45,572.82 | 7,748.02 | 54,801.96 | - | 15,151.17 | 7,748.02 | 69,953.13 |
| Guinea | - | - | 5,295.93 | 5,303.42 | 5,087.18 | 5,303.42 | 10,383.11 | 10,606.84 |
| Guinea-Bissau | - | - | 1,765.31 | 1,767.81 | 100,807.45 | 5,256.93 | 102,572.76 | 7,024.74 |
| Guyana | 1,765.31 | 1,947.88 | - | - | - | - | - | - |
| Haiti | 5,295.93 | - | - | 5,303.42 | - | - | - | 5,303.42 |
| Honduras | 8,826.55 | 8,839.03 | - | - | - | - | - | - |
| Hungary | 227,724.99 | 228,046.85 | - | - | - | - | - | - |
| Iceland | 61,785.85 | 61,873.18 | - | - | - | - | - | - |
| India | 759,083.30 | 760,156.15 | - | - | - | - | - | - |
| Indonesia | 255,969.95 | 256,331.73 | - | - | - | - | - | - |
| Iran, Islamic Republic of | 281,782.17 | 282,849.00 | 282,449.60 | 282,848.60 | 667.43 | - | 283,117.03 | 282,848.60 |
| Iraq | 28,244.96 | 28,284.88 | - | - | 5,504,375.29 | 505,106.66 | 5,504,375.29 | 505,106.66 |
| Ireland | 630,215.67 | 631,106.39 | - | - | - | - | - | - |
| Israel | 840,287.56 | 841,475.18 | - | - | - | - | - | - |
| Italy | 8,796,539.73 | 8,808,972.32 | - | - | - | - | - | - |
| Jamaica | 14,122.48 | 14,142.44 | - | - | - | - | - | - |
| Japan | 35,055,525.98 | 35,105,071.69 | - | - | - | - | - | - |
| Jordan | 52,456.62 | 30,128.51 | - | - | - | 36,815.65 | - | 36,815.65 |
| Kazakhstan | 263,358.59 | 45,962.93 | - | - | - | - | - | - |
| Kenya | 15,887.79 | 15,910.25 | - | - | - | - | - | - |
| Kiribati | - | - | 1,765.31 | 1,767.81 | 1,765.31 | 1,767.81 | 3,530.62 | 3,535.62 |
| Korea, Republic of | 3,234,047.92 | 3,173,470.26 | - | 65,148.50 | - | - | - | 65,148.50 |
| Kuwait | 291,276.15 | 291,687.83 | - | - | - | - | - | - |
| Kyrgyzstan | - | - | 1,765.31 | 1,767.81 | 869,035.95 | 5,256.93 | 870,801.26 | 7,024.74 |
| Lao People's Democratic Rep. | 1,765.31 | 1,767.81 | - | - | - | - | - | - |
| Latvia | 26,479.65 | 26,517.08 | - | - | - | - | - | - |
| Lebanon | 44,132.75 | 44,195.13 | 44,132.75 | 44,195.13 | - | - | 44,132.75 | 44,195.13 |
| Lesotho | 1,765.31 | 1,767.81 | - | - | - | - | - | - |
| Liberia | 11,250.00 | - | 1,765.31 | 1,767.81 | 317,642.05 | 5,256.93 | 319,407.36 | 7,024.74 |
| Libyan Arab Jamahiriya | 366,672.59 | 352,307.36 | 109,961.11 | - | - | - | 109,961.11 | - |
| Lithuania | 229,160.83 | 44,195.13 | - | - | - | - | - | - |
| Luxembourg | 138,071.32 | 139,656.60 | 1,388.17 | - | - | - | 1,388.17 | - |
| Madagascar | 5,295.93 | 7,088.53 | - | - | - | - | - | - |

| Member Nations | Receipts: ¹ | | Outstanding Contributions | | | | Total Outstanding | |
|---------------------------------|--|--------------|------------------------------|--------------|--|--------------|-------------------|--------------|
| | Amounts received year to date ³ | | Relating to 2007 Assessments | | Arrears: 2006 and prior assessments ² | | | |
| | US\$ | €uro | US\$ | €uro | US\$ | €uro | US\$ | €uro |
| Malawi | - | - | 1,765.31 | 1,767.81 | - | - | 1,765.31 | 1,767.81 |
| Malaysia | 365,419.17 | 365,935.64 | - | - | - | - | - | - |
| Maldives | 1,765.31 | 1,767.81 | - | - | - | - | - | - |
| Mali | 3,474.90 | 3,535.61 | 55.72 | - | - | - | 55.72 | - |
| Malta | 24,714.34 | 24,749.27 | - | - | - | - | - | - |
| Marshall Islands | 5,224.63 | 3,901.01 | - | 1,767.81 | - | 38.34 | - | 1,806.15 |
| Mauritania | - | - | 1,765.31 | 1,767.81 | 1,765.31 | 1,767.81 | 3,530.62 | 3,535.62 |
| Mauritius | 19,418.41 | 19,445.86 | - | - | - | - | - | - |
| Mexico | 3,511,775.01 | - | 262,473.86 | 3,395,953.41 | - | 3,395,953.41 | 262,473.86 | 6,791,906.82 |
| Micronesia, Federated States of | 3,530.62 | 863.01 | - | 1,767.81 | - | 2,907.65 | - | 4,675.46 |
| Moldova | 101,765.31 | 1,767.81 | - | - | - | - | - | - |
| Monaco | 5,295.93 | 5,303.42 | - | - | - | - | - | - |
| Mongolia | 1,765.31 | 1,767.81 | - | - | - | - | - | - |
| Morocco | 84,734.88 | 84,854.64 | - | - | - | - | - | - |
| Mozambique | 1,765.31 | 1,767.81 | - | - | - | - | - | - |
| Myanmar | 15,857.78 | 17,598.53 | 17,653.10 | 17,678.05 | - | 79.52 | 17,653.10 | 17,757.57 |
| Namibia | 10,591.86 | 10,606.83 | - | - | - | - | - | - |
| Nauru | - | - | 1,765.31 | 1,767.81 | 12,407.83 | 5,256.93 | 14,173.14 | 7,024.74 |
| Nepal | 7,061.24 | 7,071.22 | - | - | - | - | - | - |
| Netherlands | 3,043,394.44 | 3,047,695.82 | - | - | - | - | - | - |
| New Zealand | 398,960.06 | 399,523.93 | - | - | - | - | - | - |
| Nicaragua | 144,124.01 | 1,164.81 | 1,765.31 | 1,767.81 | - | 4,092.12 | 1,765.31 | 5,859.93 |
| Niger | - | - | 1,765.31 | 1,767.81 | - | 724.25 | 1,765.31 | 2,492.06 |
| Nigeria | - | - | 75,908.33 | 76,015.62 | - | 56,371.21 | 75,908.33 | 132,386.83 |
| Niue | 5,224.63 | 5,280.18 | - | - | - | - | - | - |
| Norway | 1,223,359.83 | 1,225,088.87 | - | - | - | - | - | - |
| Oman | 125,337.01 | 125,514.16 | - | - | - | - | - | - |
| Pakistan | 154,823.35 | 131,505.52 | - | 66,488.64 | - | - | - | 66,488.64 |
| Palau | - | - | 1,765.31 | 1,767.81 | 4,553.33 | 5,256.93 | 6,318.64 | 7,024.74 |
| Panama | 33,540.89 | 46,406.72 | - | - | - | - | - | - |
| Papua New Guinea | 5,295.93 | 5,303.42 | - | - | - | - | - | - |
| Paraguay | 65,331.40 | - | 21,183.72 | 21,213.66 | 13,995.52 | 77,318.54 | 35,179.24 | 98,532.20 |
| Peru | 288,384.87 | 206,869.33 | 165,939.14 | 166,173.67 | 52,517.87 | 166,173.67 | 218,457.01 | 332,347.34 |
| Philippines | 258,556.73 | 144,729.94 | - | 171,477.09 | - | 377,367.81 | - | 548,844.90 |
| Poland | 829,695.70 | 830,868.35 | - | - | - | - | - | - |

| Member Nations | Receipts: ¹ | | Outstanding Contributions | | | | Total Outstanding | |
|-------------------------------|--|--------------|------------------------------|-----------|--|-----------|-------------------|-----------|
| | Amounts received year to date ³ | | Relating to 2007 Assessments | | Arrears: 2006 and prior assessments ² | | | |
| | US\$ | €uro | US\$ | €uro | US\$ | €uro | US\$ | €uro |
| Portugal | 845,583.49 | 846,778.60 | - | - | - | - | - | - |
| Qatar | 114,745.15 | 114,907.33 | - | - | - | - | - | - |
| Romania | 107,683.91 | 107,836.11 | - | - | - | - | - | - |
| Rwanda | 1,765.31 | 1,767.81 | - | - | - | - | - | - |
| Saint Lucia | 3,530.62 | 2,677.03 | - | 858.58 | - | - | - | 858.58 |
| Samoa | 1,765.31 | 1,767.81 | - | - | - | - | - | - |
| San Marino | 5,295.93 | 5,303.42 | - | - | - | - | - | - |
| Sao Tome and Principe | - | - | 1,765.31 | 1,767.81 | 270,317.45 | 5,256.93 | 272,082.76 | 7,024.74 |
| Saudi Arabia | 1,283,380.37 | 1,951,636.33 | - | 42,224.60 | - | - | - | 42,224.60 |
| Senegal | - | 12.95 | 8,826.55 | 8,826.08 | - | - | 8,826.55 | 8,826.08 |
| Serbia | 33,540.89 | 33,588.30 | - | - | - | - | - | - |
| Seychelles | 18,448.75 | 4,084.47 | 3,530.62 | 3,535.61 | 14,298.77 | 853.76 | 17,829.39 | 4,389.37 |
| Sierra Leone | - | - | 1,765.31 | 1,767.81 | 112,997.78 | 5,256.93 | 114,763.09 | 7,024.74 |
| Slovakia | 91,796.12 | 91,925.86 | - | - | - | - | - | - |
| Slovenia | 148,286.04 | 148,495.62 | - | - | - | - | - | - |
| Solomon Islands | - | - | 1,765.31 | 1,767.81 | 37,521.02 | 5,256.93 | 39,286.33 | 7,024.74 |
| Somalia | - | - | 1,765.31 | 1,767.81 | 346,221.45 | 5,256.93 | 347,986.76 | 7,024.74 |
| South Africa | 526,062.38 | 526,805.89 | - | - | - | - | - | - |
| Spain | 4,538,612.01 | 4,545,026.66 | - | - | - | - | - | - |
| Sri Lanka | 30,010.27 | 30,052.69 | - | - | - | - | - | - |
| St Kitts and Nevis | 1,822.15 | 1,767.81 | - | - | - | - | - | - |
| St Vincent and the Grenadines | 1,765.31 | 1,767.81 | - | - | - | - | - | - |
| Sudan | - | - | 14,122.48 | 14,142.44 | 14,122.48 | 35,181.78 | 28,244.96 | 49,324.22 |
| Suriname | 1,765.31 | 4,983.88 | - | - | - | - | - | - |
| Swaziland | 3,530.62 | 7,042.16 | 3,530.62 | 3,535.61 | - | - | 3,530.62 | 3,535.61 |
| Sweden | 1,797,085.58 | 1,799,625.49 | - | - | - | - | - | - |
| Switzerland | 2,155,443.51 | 2,158,489.91 | - | - | - | - | - | - |
| Syrian Arab Republic | 68,847.09 | 68,944.40 | - | - | - | - | - | - |
| Tajikistan | 2,730.62 | 941.26 | - | 1,767.81 | 142,717.07 | 2,597.80 | 142,717.07 | 4,365.61 |
| Tanzania, United Republic of | 10,591.86 | 10,606.83 | - | - | - | - | - | - |
| Thailand | 376,011.03 | 376,542.47 | - | - | - | - | - | - |
| The Former Yug. Rep. Of Mace | 10,591.86 | 10,849.39 | - | - | - | - | - | - |
| Timor-Leste | - | - | 1,765.31 | 1,767.81 | - | - | 1,765.31 | 1,767.81 |
| Togo | 805.54 | 2,431.43 | 959.77 | - | - | - | 959.77 | - |
| Tonga | 1,765.31 | 1,767.81 | - | - | - | - | - | - |

| Member Nations | Receipts: ¹ | | Outstanding Contributions | | | | Total Outstanding | |
|--------------------------------|--|------------------|------------------------------|-----------------|--|-----------------|-------------------|-----------------|
| | Amounts received year to date ³ | | Relating to 2007 Assessments | | Arrears: 2006 and prior assessments ² | | | |
| | US\$ | €uro | US\$ | €uro | US\$ | €uro | US\$ | €uro |
| Trinidad and Tobago | 40,602.13 | 40,659.52 | - | - | - | - | - | - |
| Tunisia | 58,255.23 | 58,333.02 | - | 621.01 | - | - | - | 621.01 |
| Turkey | 670,817.80 | 671,765.90 | - | - | - | - | - | - |
| Turkmenistan | - | - | 8,826.55 | 8,839.03 | 435,587.35 | 19,341.25 | 444,413.90 | 28,180.28 |
| Tuvalu | - | - | 1,765.31 | 1,767.81 | - | 1,767.81 | 1,765.31 | 3,535.62 |
| Uganda | 10,591.86 | 10,011.36 | - | 595.47 | - | - | - | 595.47 |
| Ukraine | 141,224.80 | 141,424.40 | - | - | - | - | - | - |
| United Arab Emirates | 423,674.40 | - | - | 424,273.20 | - | - | - | 424,273.20 |
| United Kingdom | 11,033,187.50 | 11,048,781.25 | - | - | - | - | - | - |
| United States of America | 16,772,402.00 | - | 41,786,820.00 | 38,891,710.00 | 4,840,645.00 | 6,605,710.00 | 46,627,465.00 | 45,497,420.00 |
| Uruguay | 222,681.25 | 226,867.23 | 86,500.19 | 86,622.45 | - | - | 86,500.19 | 86,622.45 |
| Uzbekistan | 19,841.39 | 19,663.96 | 24,714.34 | 24,749.27 | - | - | 24,714.34 | 24,749.27 |
| Vanuatu | 1,765.31 | 1,767.81 | - | - | - | - | - | - |
| Venezuela, Bolivarian Republic | 307,163.94 | 844,482.76 | - | 17,600.19 | - | - | - | 17,600.19 |
| Viet Nam | 37,071.51 | 37,123.91 | - | - | - | - | - | - |
| Yemen | 10,491.75 | 10,549.47 | 177.21 | 227.28 | - | - | 177.21 | 227.28 |
| Yugoslavia | - | - | - | - | 8,405,308.00 | - | 8,405,308.00 | - |
| Zambia | 3,530.62 | 3,535.61 | - | - | - | - | - | - |
| Zimbabwe | 12,357.17 | 12,374.64 | - | - | - | - | - | - |
| Total | \$ 157,607,587.33 | € 137,707,994.83 | \$ 43,628,699.34 | € 44,614,336.10 | \$ 45,990,958.48 | € 17,978,501.71 | \$ 89,619,657.82 | € 62,592,837.81 |

^{1/} Of US dollar receipts, US\$135,852,300.66 credited to 2007 assessments, US\$21,755,286.67 to arrears. Of Euro receipts, €132,166,163.90 credited to 2007 assessments, €5,541,830.93

^{2/} Includes Arrears Instalments of US\$34,418.87 and €701.31 due in 2007.

^{3/} Includes advances carried forward from previous years.

Conference Authorized Arrears Instalments - Summary

| Member Nations | Receipts | | Instalments | | | | Total Outstanding | |
|----------------|---------------------|--|------------------|---------------|---------------------|---------------------|---------------------|-----------------|
| | | | Due in 2007 | Due in 2007 | Due in future Years | Due in future Years | | |
| | US\$ | | US\$ | €uro | US\$ | €uro | US\$ | €uro |
| Armenia | 25,000.00 | | - | | 1,503,298.63 | | 1,503,298.63 | |
| Azerbaijan | 125,682.25 | | - | | 754,093.50 | | 754,093.50 | |
| Bolivia | - | | 20,070.10 | | 40,140.27 | | 60,210.37 | |
| Georgia | 20,000.00 | | - | | 1,257,323.08 | | 1,257,323.08 | |
| Kazakhstan | 217,460.53 | | - | | 217,460.52 | | 217,460.52 | |
| Lithuania | 185,028.08 | | - | | 554,421.48 | | 554,421.48 | |
| Moldova | 100,000.00 | | - | | 674,658.63 | | 674,658.63 | |
| Seychelles | 309.68 | | 14,298.77 | 701.31 | 116,867.60 | 5,610.48 | 131,166.37 | 6,311.79 |
| Total | \$673,480.54 | | 34,368.87 | 701.31 | 5,118,263.71 | 5,610.48 | 5,152,632.58 | 6,311.79 |

Appendix C

Member Nations with Arrears of Contributions as at 19 November 2007

| | Member Nation | Arrears Outstanding | | | | | Total Arrears |
|----|---|------------------------|------------------------|------------------------|------------------------|-------------------------|-------------------------|
| | | 2006 | 2005 | 2004 | 2003 | Prior | |
| 1 | Argentina | \$ 1,721,177.25 | \$ 1,955,898.17 | \$ 1,955,898.17 | \$ 3,726,625.71 | \$ 13,872,703.29 | \$ 23,232,302.59 |
| | | € 1,723,609.76 | € 2,014,263.20 | € 2,014,263.20 | | | € 5,752,136.16 |
| 2 | Iraq | \$ 28,244.96 | \$ 6,610.79 | | \$ 441,094.09 | \$ 5,028,425.45 | \$ 5,504,375.29 |
| | | € 28,284.88 | € 238,410.89 | € 238,410.89 | | | € 505,106.66 |
| 3 | Mexico | | | | | | \$ - |
| | | € 3,395,953.41 | | | | | € 3,395,953.41 |
| 4 | United States of America | \$ 3,014,418.00 | \$ 71,032.00 | \$ 2,345.00 | | \$ 1,752,850.00 | \$ 4,840,645.00 |
| | | € 6,605,710.00 | | | | | € 6,605,710.00 |
| 5 | Yugoslavia | | | | | \$ 8,405,308.00 | \$ 8,405,308.00 |
| | | | | | | | € - |
| | Arrears over \$1,000,000 | \$ 4,763,840.21 | \$ 2,033,540.96 | \$ 1,958,243.17 | \$ 4,167,719.80 | \$ 29,059,286.74 | \$ 41,982,630.88 |
| | | € 11,753,558.05 | € 2,252,674.09 | € 2,252,674.09 | € - | € - | € 16,258,906.23 |
| 6 | Antigua and Barbuda | \$ 5,295.93 | \$ 3,404.95 | \$ 3,404.95 | \$ 6,482.89 | \$ 304,540.14 | \$ 323,128.86 |
| | | € 5,303.42 | € 3,506.55 | € 3,506.55 | | | € 12,316.52 |
| 7 | Chile | \$ 3,416.44 | | | | | \$ 3,416.44 |
| | | € 403,059.54 | | | | | € 403,059.54 |
| 8 | Comoros | \$ 1,765.31 | \$ 1,694.01 | \$ 1,694.01 | \$ 3,225.31 | \$ 264,718.19 | \$ 273,096.83 |
| | | € 1,767.81 | € 1,744.56 | € 1,744.56 | | | € 5,256.93 |
| 9 | Dominican Republic | | \$ 39,148.45 | \$ 39,148.45 | | \$ 7,166.65 | \$ 85,463.55 |
| | | € 63,640.98 | € 40,316.66 | € 40,316.66 | | | € 144,274.30 |
| 10 | Kyrgyzstan | \$ 1,765.31 | \$ 1,694.01 | \$ 1,694.01 | \$ 3,225.31 | \$ 860,657.31 | \$ 869,035.95 |
| | | € 1,767.81 | € 1,744.56 | € 1,744.56 | | | € 5,256.93 |
| 11 | Liberia | | | | \$ 3,225.31 | \$ 314,416.74 | \$ 317,642.05 |
| | | € 1,767.81 | € 1,744.56 | € 1,744.56 | | | € 5,256.93 |
| 12 | Philippines | | | | | | \$ - |
| | | € 171,477.09 | € 175,310.33 | € 30,580.39 | | | € 377,367.81 |
| 13 | Sao Tome and Principe | \$ 1,765.31 | \$ 1,694.01 | \$ 1,694.01 | \$ 3,225.31 | \$ 261,938.81 | \$ 270,317.45 |
| | | € 1,767.81 | € 1,744.56 | € 1,744.56 | | | € 5,256.93 |
| 14 | Somalia | \$ 1,765.31 | \$ 1,694.01 | \$ 1,694.01 | \$ 3,225.31 | \$ 337,842.81 | \$ 346,221.45 |
| | | € 1,767.81 | € 1,744.56 | € 1,744.56 | | | € 5,256.93 |
| 15 | Turkmenistan | \$ 8,826.55 | \$ 5,098.95 | \$ 5,098.95 | \$ 9,740.45 | \$ 406,822.45 | \$ 435,587.35 |
| | | € 8,839.03 | € 5,251.11 | € 5,251.11 | | | € 19,341.25 |
| | Arrears \$250,000 to \$1,000,000 | \$ 24,600.16 | \$ 54,428.39 | \$ 54,428.39 | \$ 32,349.89 | \$ 2,758,103.10 | \$ 2,923,909.93 |
| | | € 661,159.11 | € 233,107.45 | € 88,377.51 | € - | € - | € 982,644.07 |

| | Member Nation | Arrears Outstanding | | | | | Total Arrears |
|----|------------------------------|---------------------|--------------|-------------|-------------|---------------|---------------|
| | | 2006 | 2005 | 2004 | 2003 | Prior | |
| 16 | Benin | \$ 3,530.62 | | | | | \$ 3,530.62 |
| | | € 3,535.61 | | | | | € 3,535.61 |
| 17 | Bolivia | \$ 20,070.10 | \$ 13,619.80 | | | | \$ 33,689.90 |
| | | | € 14,026.22 | € 51.68 | | | € 14,077.90 |
| 18 | Burundi | \$ 1,765.31 | \$ 1,694.01 | \$ 1,694.01 | | \$ 83,849.69 | \$ 89,003.02 |
| | | € 1,767.81 | € 1,744.56 | € 1,744.56 | | | € 5,256.93 |
| 19 | Central African Republic | \$ 1,765.31 | \$ 1,694.01 | \$ 1,694.01 | \$ 3,225.31 | \$ 202,419.81 | \$ 210,798.45 |
| | | € 1,767.81 | € 1,744.56 | € 1,744.56 | | | € 5,256.93 |
| 20 | Costa Rica | \$ 52,842.48 | \$ 5,552.67 | | | | \$ 58,395.15 |
| | | € 54,801.96 | € 35,065.55 | € 35,065.55 | | | € 124,933.06 |
| 21 | Cuba | \$ 77,673.64 | | | | | \$ 77,673.64 |
| | | € 77,783.42 | € 36,034.84 | | | | € 113,818.26 |
| 22 | Côte d'Ivoire | | | | | | \$ - |
| | | € 10,289.19 | | | | | € 10,289.19 |
| 23 | Democratic Republic of Congo | \$ 5,295.93 | \$ 6,809.90 | \$ 6,809.90 | \$ 7,802.10 | | \$ 26,717.83 |
| | | € 5,303.42 | € 7,013.11 | € 7,013.11 | | | € 19,329.64 |
| 24 | Gambia | \$ 1,765.31 | | | | \$ 67,619.40 | \$ 69,384.71 |
| | | € 1,767.81 | € 1,744.56 | € 1,744.56 | | | € 5,256.93 |
| 25 | Guatemala | | | | | | \$ - |
| | | € 15,151.17 | | | | | € 15,151.17 |
| 26 | Guinea | \$ 5,087.18 | | | | | \$ 5,087.18 |
| | | € 5,303.42 | | | | | € 5,303.42 |
| 27 | Guinea-Bissau | \$ 1,765.31 | \$ 1,694.01 | \$ 1,694.01 | \$ 3,225.31 | \$ 92,428.81 | \$ 100,807.45 |
| | | € 1,767.81 | € 1,744.56 | € 1,744.56 | | | € 5,256.93 |
| 28 | Iran, Islamic Republic of | \$ 667.43 | | | | | \$ 667.43 |
| | | | | | | | € - |
| 29 | Jordan | | | | | | \$ - |
| | | € 19,445.86 | € 14,026.22 | € 3,343.57 | | | € 36,815.65 |
| 30 | Kiribati | \$ 1,765.31 | | | | | \$ 1,765.31 |
| | | € 1,767.81 | | | | | € 1,767.81 |
| 31 | Marshall Islands | | | | | | \$ - |
| | | € 38.34 | | | | | € 38.34 |
| 32 | Mauritania | \$ 1,765.31 | | | | | \$ 1,765.31 |
| | | € 1,767.81 | | | | | € 1,767.81 |
| 33 | Micronesia, Federated States | | | | | | \$ - |
| | | € 1,767.81 | € 1,139.84 | | | | € 2,907.65 |
| 34 | Myanmar | | | | | | \$ - |
| | | € 79.52 | | | | | € 79.52 |
| 35 | Nauru | \$ 1,765.31 | \$ 1,694.01 | \$ 1,694.01 | \$ 3,225.31 | \$ 4,029.19 | \$ 12,407.83 |
| | | € 1,767.81 | € 1,744.56 | € 1,744.56 | | | € 5,256.93 |
| 36 | Nicaragua | | | | | | \$ - |
| | | € 1,767.81 | € 1,744.56 | € 579.75 | | | € 4,092.12 |

| | Member Nation | Arrears Outstanding | | | | | Total Arrears |
|----|------------------------------------|------------------------|------------------------|------------------------|------------------------|-------------------------|-------------------------|
| | | 2006 | 2005 | 2004 | 2003 | Prior | |
| 37 | Niger | € 724.25 | | | | | \$ - € 724.25 |
| 38 | Nigeria | € 56,371.21 | | | | | \$ - € 56,371.21 |
| 39 | Palau | \$ 1,765.31 | \$ 1,694.01 | \$ 1,094.01 | | | \$ 4,553.33 |
| | | € 1,767.81 | € 1,744.56 | € 1,744.56 | | | € 5,256.93 |
| 40 | Paraguay | \$ 13,995.52 | | | | | \$ 13,995.52 |
| | | € 21,213.66 | € 28,052.44 | € 28,052.44 | | | € 77,318.54 |
| 41 | Peru | \$ 52,517.87 | | | | | \$ 52,517.87 |
| | | € 166,173.67 | | | | | € 166,173.67 |
| 42 | Seychelles | \$ 14,298.77 | | | | | \$ 14,298.77 |
| | | € 853.76 | | | | | € 853.76 |
| 43 | Sierra Leone | \$ 1,765.31 | \$ 1,694.01 | \$ 1,694.01 | \$ 3,225.31 | \$ 104,619.14 | \$ 112,997.78 |
| | | € 1,767.81 | € 1,744.56 | € 1,744.56 | | | € 5,256.93 |
| 44 | Solomon Islands | \$ 1,765.31 | \$ 1,694.01 | \$ 1,694.01 | \$ 3,225.31 | \$ 29,142.38 | \$ 37,521.02 |
| | | € 1,767.81 | € 1,744.56 | € 1,744.56 | | | € 5,256.93 |
| 45 | Sudan | \$ 14,122.48 | | | | | \$ 14,122.48 |
| | | € 14,142.44 | € 10,519.67 | € 10,519.67 | | | € 35,181.78 |
| 46 | Tajikistan | | | | | \$ 142,717.07 | \$ 142,717.07 |
| | | € 1,767.81 | € 803.30 | € 26.69 | | | € 2,597.80 |
| 47 | Tuvalu | € 1,767.81 | | | | | \$ - € 1,767.81 |
| | Arrears less than \$250,000 | \$ 200,081.48 | \$ 37,840.44 | \$ 18,067.97 | \$ 23,928.65 | \$ 726,825.49 | \$ 1,084,417.67 |
| | | € 398,176.82 | € 126,347.39 | € 98,608.94 | € - | € - | € 736,951.41 |
| | Total of all Member Nations | \$ 4,988,521.85 | \$ 2,125,809.79 | \$ 2,030,739.53 | \$ 4,223,998.34 | \$ 32,544,215.33 | \$ 45,990,958.48 |
| | | € 12,812,893.98 | € 2,612,128.93 | € 2,439,660.54 | € - | € - | € 17,978,501.71 |

Appendix D**Arrears paid in full during Calendar Year 2007 as at 19 November 2007**

| No | Member Nation | Arrears Paid US\$ | Arrears Paid Euro |
|-----------|------------------------|--------------------------|--------------------------|
| 1 | Afghanistan | \$ 288,764.54 | € 35,077.17 |
| 2 | Armenia | \$ 25,000.00 | € - |
| 3 | Azerbaijan | \$ 125,682.25 | € - |
| 4 | Brazil | \$ 1,196,262.15 | € 2,747,168.97 |
| 5 | Burkina Faso | \$ - | € 1,376.19 |
| 6 | Cambodia | \$ 30,896.00 | € - |
| 7 | Congo | \$ 1,765.31 | € 1,767.81 |
| 8 | Cook Islands | \$ 1,765.31 | € 1,767.81 |
| 9 | D.P.Rep. of Korea | \$ 17,653.10 | € 17,678.05 |
| 10 | Djibouti | \$ 4,627.73 | € 1,767.81 |
| 11 | El Salvador | \$ 39,825.78 | € 40,659.52 |
| 12 | Equatorial Guinea | \$ 4,819.14 | € 2,405.59 |
| 13 | Georgia | \$ 20,000.00 | € 10,600.90 |
| 14 | Guyana | \$ - | € 180.07 |
| 15 | Kazakhstan | \$ 217,460.53 | € - |
| 16 | Lebanon | \$ 44,132.75 | € 44,195.13 |
| 17 | Libyan Arab Jamahiriya | \$ 238,316.85 | € 113,653.68 |
| 18 | Lithuania | \$ 185,028.08 | € - |
| 19 | Madagascar | \$ - | € 1,785.11 |
| 20 | Moldova | \$ 100,000.00 | € - |
| 21 | Niue | \$ 3,459.32 | € 3,512.37 |
| 22 | Pakistan | \$ 55,965.99 | € 98,997.08 |

| No | Member Nation | Arrears Paid US\$ | Arrears Paid Euro |
|------------------------------------|-----------------------------------|------------------------|------------------------|
| 23 | Panama | \$ - | € 12,818.42 |
| 24 | Saudi Arabia | \$ - | € 708,666.69 |
| 25 | St Kitts and Nevis | \$ 56.84 | € - |
| 26 | Suriname | \$ - | € 3,216.07 |
| 27 | Swaziland | \$ 3,530.62 | € 7,042.16 |
| 28 | The Former Yug. Rep. Of Macedonia | \$ - | € 242.56 |
| 29 | Togo | \$ - | € 663.62 |
| 30 | Tunisia | \$ - | € 616.46 |
| 31 | Ukraine | \$ 70,612.40 | € 70,712.20 |
| 32 | Uruguay | \$ 222,681.25 | € 226,867.23 |
| 33 | Uzbekistan | \$ 19,841.39 | € 19,663.96 |
| 34 | Venezuela, Bolivarian Republic | \$ - | € 554,484.88 |
| 35 | Yemen | \$ 77.10 | € 169.92 |
| Total of all Member Nations | | \$ 2,918,224.43 | \$ 4,727,757.43 |

Appendix E

Arrears paid in part during calendar Year 2007 as at 19 November 2007

| No | Member Nation | Arrears Paid US\$ | Arrears Paid Euro | Remaining Balance US\$ | Remaining Balance Euro |
|------------------------------------|------------------------------|-------------------------|---------------------|-------------------------|------------------------|
| 1 | Argentina | \$ - | € 0.12 | \$ 23,232,302.59 | € 5,752,136.16 |
| 2 | Bolivia | \$ 20,070.10 | € - | \$ 33,689.90 | € 14,077.90 |
| 3 | Burundi | \$ 49,687.86 | € - | \$ 89,003.02 | € 5,256.93 |
| 4 | Chile | \$ 271,000.00 | € - | \$ 3,416.44 | € 403,059.54 |
| 5 | Costa Rica | \$ 180,689.47 | € - | \$ 58,395.15 | € 124,933.06 |
| 6 | Cuba | \$ - | € 55,886.33 | \$ 77,673.64 | € 113,818.26 |
| 7 | Côte d'Ivoire | \$ 32,966.90 | € 38,930.42 | \$ - | € 10,289.19 |
| 8 | Dominican Republic | \$ 148,696.43 | € - | \$ 85,463.55 | € 144,274.30 |
| 9 | Gambia | \$ 26,732.33 | € - | \$ 69,384.71 | € 5,256.93 |
| 10 | Guatemala | \$ - | € 45,572.82 | \$ - | € 15,151.17 |
| 11 | Iran, Islamic Republic of | \$ 281,782.17 | € 282,848.80 | \$ 667.43 | € - |
| 12 | Jordan | \$ 33,038.21 | € 10,682.65 | \$ - | € 36,815.65 |
| 13 | Liberia | \$ 11,250.00 | € - | \$ 317,642.05 | € 5,256.93 |
| 14 | Marshall Islands | \$ 3,459.32 | € 3,901.01 | \$ - | € 38.34 |
| 15 | Mexico | \$ 383,088.36 | € - | \$ - | € 3,395,953.41 |
| 16 | Micronesia, Federated States | \$ 1,765.31 | € 863.01 | \$ - | € 2,907.65 |
| 17 | Myanmar | \$ 15,857.78 | € 17,598.53 | \$ - | € 79.52 |
| 18 | Nicaragua | \$ 144,124.01 | € 1,164.81 | \$ - | € 4,092.12 |
| 19 | Paraguay | \$ 65,331.40 | € - | \$ 13,995.52 | € 77,318.54 |
| 20 | Peru | \$ 288,384.87 | € 206,869.33 | \$ 52,517.87 | € 166,173.67 |
| 21 | Philippines | \$ 87,321.66 | € 144,729.94 | \$ - | € 377,367.81 |
| 22 | Seychelles | \$ 18,448.75 | € 4,084.47 | \$ 14,298.77 | € 853.76 |
| 23 | Tajikistan | \$ 965.31 | € 941.26 | \$ 142,717.07 | € 2,597.80 |
| 24 | United States of America | \$ 16,772,402.00 | € - | \$ 4,840,645.00 | € 6,605,710.00 |
| Total of all Member Nations | | \$ 18,837,062.24 | € 814,073.50 | \$ 29,031,812.71 | € 17,263,418.64 |

Appendix F

Member Nations having made no payment in 2007 against outstanding arrears as at 19 November 2007

| No. | Member Nation | Arrears Outstanding | | | | | Total Arrears |
|------------------------------------|------------------------------|---------------------|---------------------|---------------------|----------------------|-------------------------|-------------------------|
| | | 2006 | 2005 | 2004 | 2003 | Prior | |
| 1 | Antigua and Barbuda | \$ 5,295.93 | \$ 3,404.95 | \$ 3,404.95 | \$ 6,482.89 | \$ 304,540.14 | \$ 323,128.86 |
| 2 | Benin | € 5,303.42 | € 3,506.55 | € 3,506.55 | | | € 12,316.52 |
| | | \$ 3,530.62 | | | | | \$ 3,530.62 |
| | | € 3,535.61 | | | | | € 3,535.61 |
| 3 | Central African Republic | \$ 1,765.31 | \$ 1,694.01 | \$ 1,694.01 | \$ 3,225.31 | \$ 202,419.81 | \$ 210,798.45 |
| | | € 1,767.81 | € 1,744.56 | € 1,744.56 | | | € 5,256.93 |
| 4 | Comoros | \$ 1,765.31 | \$ 1,694.01 | \$ 1,694.01 | \$ 3,225.31 | \$ 264,718.19 | \$ 273,096.83 |
| | | € 1,767.81 | € 1,744.56 | € 1,744.56 | | | € 5,256.93 |
| 5 | Democratic Republic of Congo | \$ 5,295.93 | \$ 6,809.90 | \$ 6,809.90 | \$ 7,802.10 | | \$ 26,717.83 |
| | | € 5,303.42 | € 7,013.11 | € 7,013.11 | | | € 19,329.64 |
| 6 | Guinea | \$ 5,087.18 | | | | | \$ 5,087.18 |
| | | € 5,303.42 | | | | | € 5,303.42 |
| 7 | Guinea-Bissau | \$ 1,765.31 | \$ 1,694.01 | \$ 1,694.01 | \$ 3,225.31 | \$ 92,428.81 | \$ 100,807.45 |
| | | € 1,767.81 | € 1,744.56 | € 1,744.56 | | | € 5,256.93 |
| 8 | Iraq | \$ 28,244.96 | \$ 6,610.79 | | \$ 441,094.09 | \$ 5,028,425.45 | \$ 5,504,375.29 |
| | | € 28,284.88 | € 238,410.89 | € 238,410.89 | | | € 505,106.66 |
| 9 | Kiribati | \$ 1,765.31 | | | | | \$ 1,765.31 |
| | | € 1,767.81 | | | | | € 1,767.81 |
| 10 | Kyrgyzstan | \$ 1,765.31 | \$ 1,694.01 | \$ 1,694.01 | \$ 3,225.31 | \$ 860,657.31 | \$ 869,035.95 |
| | | € 1,767.81 | € 1,744.56 | € 1,744.56 | | | € 5,256.93 |
| 11 | Mauritania | \$ 1,765.31 | | | | | \$ 1,765.31 |
| | | € 1,767.81 | | | | | € 1,767.81 |
| 12 | Nauru | \$ 1,765.31 | \$ 1,694.01 | \$ 1,694.01 | \$ 3,225.31 | \$ 4,029.19 | \$ 12,407.83 |
| | | € 1,767.81 | € 1,744.56 | € 1,744.56 | | | € 5,256.93 |
| 13 | Niger | | | | | | |
| 14 | Nigeria | € 724.25 | | | | | € 724.25 |
| | | € 56,371.21 | | | | | € 56,371.21 |
| 15 | Palau | \$ 1,765.31 | \$ 1,694.01 | \$ 1,094.01 | | | \$ 4,553.33 |
| | | € 1,767.81 | € 1,744.56 | € 1,744.56 | | | € 5,256.93 |
| 16 | Sao Tome and Principe | \$ 1,765.31 | \$ 1,694.01 | \$ 1,694.01 | \$ 3,225.31 | \$ 261,938.81 | \$ 270,317.45 |
| | | € 1,767.81 | € 1,744.56 | € 1,744.56 | | | € 5,256.93 |
| 17 | Sierra Leone | \$ 1,765.31 | \$ 1,694.01 | \$ 1,694.01 | \$ 3,225.31 | \$ 104,619.14 | \$ 112,997.78 |
| | | € 1,767.81 | € 1,744.56 | € 1,744.56 | | | € 5,256.93 |
| 18 | Solomon Islands | \$ 1,765.31 | \$ 1,694.01 | \$ 1,694.01 | \$ 3,225.31 | \$ 29,142.38 | \$ 37,521.02 |
| | | € 1,767.81 | € 1,744.56 | € 1,744.56 | | | € 5,256.93 |
| 19 | Somalia | \$ 1,765.31 | \$ 1,694.01 | \$ 1,694.01 | \$ 3,225.31 | \$ 337,842.81 | \$ 346,221.45 |
| | | € 1,767.81 | € 1,744.56 | € 1,744.56 | | | € 5,256.93 |
| 20 | Sudan | \$ 14,122.48 | | | | | \$ 14,122.48 |
| | | € 14,142.44 | € 10,519.67 | € 10,519.67 | | | € 35,181.78 |
| 21 | Turkmenistan | \$ 8,826.55 | \$ 5,098.95 | \$ 5,098.95 | \$ 9,740.45 | \$ 406,822.45 | \$ 435,587.35 |
| | | € 8,839.03 | € 5,251.11 | € 5,251.11 | | | € 19,341.25 |
| 22 | Tuvalu | | | | | | |
| 23 | Yugoslavia | € 1,767.81 | | | | \$ 8,405,308.00 | € 1,767.81 |
| | | | | | | | € 8,405,308.00 |
| Total of all Member Nations | | \$ 91,587.37 | \$ 38,864.69 | \$ 31,653.90 | \$ 494,147.32 | \$ 16,302,892.49 | \$ 16,959,145.77 |
| | | € 150,789.21 | € 282,146.93 | € 282,146.93 | € - | € - | € 715,083.07 |

Appendix G

Member Nations with Potential Voting Rights Problems at 19 November 2007

| Member Nation | Amount in Arrears US\$ | Amount in Arrears Euro | Euro Arrears Converted at Budget Rate into US\$ | Consolidated Arrears Expressed in US\$ | Contribution Due for Two Preceding years US\$ | Contribution Due for Two Preceding years Euro | Euro Assessment Converted at Budget Rate into US\$ | Consolidated Contributions Due for Two Preceding years | Minimum Payment required to Ensure Vote in US\$ |
|--------------------------------|---------------------------|---------------------------|---|--|---|---|--|--|---|
| 1 Antigua and Barbuda | \$ 323,128.86 | € 12,316.52 | \$ 14,656.66 | \$ 337,785.52 | \$ 8,700.88 | € 8,809.97 | \$ 10,483.86 | \$ 19,184.74 | \$ 318,601.78 |
| 2 Argentina | \$ 23,232,302.59 | € 5,752,136.16 | \$ 6,845,042.03 | \$ 30,077,344.62 | \$ 3,677,075.42 | € 3,737,873.08 | \$ 4,448,068.96 | \$ 8,125,144.38 | \$ 21,952,201.24 |
| 3 Burundi | \$ 89,003.02 | € 5,256.93 | \$ 6,255.75 | \$ 95,258.77 | \$ 3,459.32 | € 3,512.37 | \$ 4,179.71 | \$ 7,639.03 | \$ 87,620.73 |
| 4 Central African Republic | \$ 210,798.45 | € 5,256.93 | \$ 6,255.75 | \$ 217,054.20 | \$ 3,459.32 | € 3,512.37 | \$ 4,179.71 | \$ 7,639.03 | \$ 209,416.16 |
| 5 Comoros | \$ 273,096.83 | € 5,256.93 | \$ 6,255.75 | \$ 279,352.58 | \$ 3,459.32 | € 3,512.37 | \$ 4,179.71 | \$ 7,639.03 | \$ 271,714.54 |
| 6 Costa Rica | \$ 58,395.15 | € 124,933.06 | \$ 148,670.34 | \$ 207,065.49 | \$ 88,774.11 | € 89,867.51 | \$ 106,942.33 | \$ 195,716.44 | \$ 11,350.05 |
| 7 Democratic Republic of Congo | \$ 26,717.83 | € 19,329.64 | \$ 23,002.27 | \$ 49,720.10 | \$ 12,105.83 | € 12,316.53 | \$ 14,656.66 | \$ 26,762.49 | \$ 22,958.61 |
| 8 Dominican Republic | \$ 85,463.55 | € 144,274.30 | \$ 171,686.42 | \$ 257,149.97 | \$ 102,699.61 | € 103,957.64 | \$ 123,709.59 | \$ 226,409.20 | \$ 30,741.77 |
| 9 Gambia | \$ 69,384.71 | € 5,256.93 | \$ 6,255.75 | \$ 75,640.46 | \$ 3,459.32 | € 3,512.37 | \$ 4,179.71 | \$ 7,639.03 | \$ 68,002.42 |
| 10 Guinea-Bissau | \$ 100,807.45 | € 5,256.93 | \$ 6,255.75 | \$ 107,063.20 | \$ 3,459.32 | € 3,512.37 | \$ 4,179.71 | \$ 7,639.03 | \$ 99,425.16 |
| 11 Iraq | \$ 5,504,375.29 | € 505,106.66 | \$ 601,076.93 | \$ 6,105,452.22 | \$ 259,747.68 | € 266,695.77 | \$ 317,367.97 | \$ 577,115.65 | \$ 5,528,337.57 |
| 12 Kyrgyzstan | \$ 869,035.95 | € 5,256.93 | \$ 6,255.75 | \$ 875,291.70 | \$ 3,459.32 | € 3,512.37 | \$ 4,179.71 | \$ 7,639.03 | \$ 867,653.66 |
| 13 Liberia | \$ 317,642.05 | € 5,256.93 | \$ 6,255.75 | \$ 323,897.80 | \$ 3,459.32 | € 3,512.37 | \$ 4,179.71 | \$ 7,639.03 | \$ 316,259.76 |
| 14 Nauru | \$ 12,407.83 | € 5,256.93 | \$ 6,255.75 | \$ 18,663.58 | \$ 3,459.32 | € 3,512.37 | \$ 4,179.71 | \$ 7,639.03 | \$ 11,025.54 |
| 15 Palau | \$ 4,553.33 | € 5,256.93 | \$ 6,255.75 | \$ 10,809.08 | \$ 3,459.32 | € 3,512.37 | \$ 4,179.71 | \$ 7,639.03 | \$ 3,171.04 |
| 16 Sao Tome and Principe | \$ 270,317.45 | € 5,256.93 | \$ 6,255.75 | \$ 276,573.20 | \$ 3,459.32 | € 3,512.37 | \$ 4,179.71 | \$ 7,639.03 | \$ 268,935.16 |
| 17 Sierra Leone | \$ 112,997.78 | € 5,256.93 | \$ 6,255.75 | \$ 119,253.53 | \$ 3,459.32 | € 3,512.37 | \$ 4,179.71 | \$ 7,639.03 | \$ 111,615.49 |
| 18 Solomon Islands | \$ 37,521.02 | € 5,256.93 | \$ 6,255.75 | \$ 43,776.77 | \$ 3,459.32 | € 3,512.37 | \$ 4,179.71 | \$ 7,639.03 | \$ 36,138.73 |
| 19 Somalia | \$ 346,221.45 | € 5,256.93 | \$ 6,255.75 | \$ 352,477.20 | \$ 3,459.32 | € 3,512.37 | \$ 4,179.71 | \$ 7,639.03 | \$ 344,839.16 |
| 20 Sudan | \$ 14,122.48 | € 35,181.78 | \$ 41,866.32 | \$ 55,988.80 | \$ 24,337.33 | € 24,662.11 | \$ 29,347.91 | \$ 53,685.24 | \$ 2,304.56 |
| 21 Tajikistan | \$ 142,717.07 | € 2,597.80 | \$ 3,091.38 | \$ 145,808.45 | \$ 3,459.32 | € 3,512.37 | \$ 4,179.71 | \$ 7,639.03 | \$ 138,170.42 |
| 22 Turkmenistan | \$ 435,587.35 | € 19,341.25 | \$ 23,016.09 | \$ 458,603.44 | \$ 13,925.50 | € 14,090.14 | \$ 16,767.26 | \$ 30,692.76 | \$ 427,911.68 |
| | \$ 32,695,070.27 | € 6,689,667.95 | \$ 7,960,704.86 | \$ 40,655,775.13 | \$ 4,235,796.84 | € 4,307,445.84 | \$ 5,125,860.54 | \$ 9,361,657.38 | \$ 31,128,395.25 |

Appendix H

Payment Patterns of Largest 15 Contributors (representing approximately 85.49% of assessed contributions)

Current Assessments Received / Unpaid 2001 – 2007 (millions of US Dollars and Euro)

[illegible]

| | Rate | Year | Assessed | Jan | Feb | Mar | Apr | May | Jun | Jul | Aug | Sep | Oct | Nov | Dec | Unpaid at period end |
|---------|--------|----------|----------|-------|-------|-------|-----|-------|-------|-------|-------|-----|------|-------|-------|----------------------|
| | | | | | | | | | | | | | | | | |
| Germany | 8.835% | 2007 EUR | 15.62 | | | | | | | | 15.62 | | | | | |
| | | 2007 USD | 15.60 | | 15.60 | | | | | | | | | | | |
| | 8.835% | 2006 EUR | 15.62 | | | | | | | | | | | 15.62 | | - |
| | | 2006 USD | 15.60 | 15.60 | | | | | | | | | | | | - |
| | 9.817% | 2005 EUR | 17.13 | | | | | | 17.13 | | | | | | | - |
| | | 2005 USD | 16.63 | 16.63 | | | | | | | | | | | | - |
| | 9.817% | 2004 EUR | 17.13 | | | | | | | 17.13 | | | | | | - |
| | | 2004 USD | 16.63 | 16.63 | | | | | | | | | | | | - |
| | 9.824% | 2003 | 31.68 | | 15.84 | | | 7.92 | | 7.92 | | | | | | - |
| | 9.901% | 2002 | 31.93 | | 15.97 | | | | | 13.00 | | | 2.95 | 0.01 | | - |
| | 9.885% | 2001 | 31.79 | | 15.93 | | | | | 15.86 | | | | | | - |
| UK | 6.250% | 2007 EUR | 11.05 | | | | | 11.05 | | | | | | | | |
| | | 2007 USD | 11.03 | | 0.97 | | | 10.06 | | | | | | | | |
| | 6.250% | 2006 EUR | 11.05 | | | | | | | | | | | | 11.05 | - |
| | | 2006 USD | 11.03 | | | | | | | | | | | | 11.03 | - |
| | 5.563% | 2005 EUR | 9.70 | | | | | 9.70 | | | | | | | | - |
| | | 2005 USD | 9.43 | | 5.03 | | | 4.40 | | | | | | | | - |
| | 5.563% | 2004 EUR | 9.70 | | | | | | 9.70 | | | | | | | - |
| | | 2004 USD | 9.43 | 2.38 | | | | | 7.05 | | | | | | | - |
| | 5.567% | 2003 | 17.96 | | | | | | | 17.96 | | | | | | - |
| | 5.611% | 2002 | 18.10 | | | | | | | 18.10 | | | | | | - |
| | 5.602% | 2001 | 18.01 | | | | | 18.01 | | | | | | | | - |
| France | 6.151% | 2007 EUR | 10.87 | | | 10.87 | | | | | | | | | | |
| | | 2007 USD | 10.86 | | | 10.86 | | | | | | | | | | |
| | 6.151% | 2006 EUR | 10.87 | | 10.87 | | | | | | | | | | | - |
| | | 2006 USD | 10.86 | | | 10.86 | | | | | | | | | | - |
| | 6.498% | 2005 EUR | 11.34 | 11.34 | | | | | | | | | | | | - |
| | | 2005 USD | 11.01 | 11.01 | | | | | | | | | | | | - |
| | 6.498% | 2004 EUR | 11.34 | | 11.34 | | | | | | | | | | | - |
| | | 2004 USD | 11.01 | | 11.01 | | | | | | | | | | | - |
| | 6.502% | 2003 | 20.97 | | | | | | | 20.97 | | | | | | - |
| | 6.553% | 2002 | 21.14 | | | | | 21.14 | | | | | | | | - |
| | 6.543% | 2001 | 21.04 | | | | | 21.04 | | | | | | | | - |

| | Rate | Year | Assessed | Jan | Feb | Mar | Apr | May | Jun | Jul | Aug | Sep | Oct | Nov | Dec | Unpaid at period end |
|--------|--------|----------|----------|------|------|------|-------|-----|-------|-------|------|------|-----|-----|-----|----------------------|
| | | | | | | | | | | | | | | | | |
| Italy | 4.983% | 2007 EUR | 8.81 | | | | | | 8.81 | | | | | | | |
| | | 2007 USD | 8.80 | | | | | | 8.80 | | | | | | | |
| | 4.983% | 2006 EUR | 8.81 | | 8.81 | | | | | | | | | | | - |
| | | 2006 USD | 8.80 | | | 8.80 | | | | | | | | | | - |
| | 5.089% | 2005 EUR | 8.88 | | | | 8.88 | | | | | | | | | - |
| | | 2005 USD | 8.62 | | | | 8.62 | | | | | | | | | - |
| | 5.089% | 2004 EUR | 8.88 | | | | | | 8.88 | | | | | | | - |
| | | 2004 USD | 8.62 | | | | | | 8.62 | | | | | | | - |
| | 5.093% | 2003 | 16.43 | 0.40 | | | 15.05 | | | | 0.98 | | | | | - |
| | 5.133% | 2002 | 16.56 | | | | | | | 15.76 | | 0.80 | | | | - |
| | 5.125% | 2001 | 16.48 | | | | | | 16.22 | | | 0.26 | | | | - |
| Canada | 2.869% | 2007 EUR | 5.07 | | 5.07 | | | | | | | | | | | |
| | | 2007 USD | 5.06 | | 5.06 | | | | | | | | | | | |
| | 2.869% | 2006 EUR | 5.07 | 5.07 | | | | | | | | | | | | - |
| | | 2006 USD | 5.06 | 5.06 | | | | | | | | | | | | - |
| | 2.570% | 2005 EUR | 4.48 | 4.48 | | | | | | | | | | | | - |
| | | 2005 USD | 4.35 | 4.35 | | | | | | | | | | | | - |
| | 2.570% | 2004 EUR | 4.48 | 4.48 | | | | | | | | | | | | - |
| | | 2004 USD | 4.35 | 4.35 | | | | | | | | | | | | - |
| | 2.572% | 2003 | 8.30 | 8.30 | | | | | | | | | | | | - |
| | 2.594% | 2002 | 8.37 | 8.37 | | | | | | | | | | | | - |
| | 2.589% | 2001 | 8.32 | | 8.32 | | | | | | | | | | | - |
| Spain | 2.571% | 2007 EUR | 4.55 | | | | | | | 4.55 | | | | | | |
| | | 2007 USD | 4.54 | | | | | | | 4.54 | | | | | | |
| | 2.571% | 2006 EUR | 4.55 | | | 4.55 | | | | | | | | | | - |
| | | 2006 USD | 4.54 | | | | 4.54 | | | | | | | | | - |
| | 2.531% | 2005 EUR | 4.42 | | | | | | 4.42 | | | | | | | - |
| | | 2005 USD | 4.29 | | | | | | 4.29 | | | | | | | - |
| | 2.531% | 2004 EUR | 4.42 | | | | 4.42 | | | | | | | | | - |
| | | 2004 USD | 4.29 | | | | 4.29 | | | | | | | | | - |
| | 2.533% | 2003 | 8.17 | | | | 8.17 | | | | | | | | | - |
| | 2.553% | 2002 | 8.23 | | | | 8.23 | | | | | | | | | - |
| | 2.549% | 2001 | 8.20 | 0.02 | | | | | 8.18 | | | | | | | - |

[illegible]

[illegible]

Appendix I

Regular Programme Contributions – Largest 25 Contributors as at 19 November 2007

| Member Nations | | Assessment Rate | Amounts received year to date (*) | | Contributions Outstanding | | | | | |
|-------------------------------|--------------------------|-----------------|-----------------------------------|----------------|------------------------------|---------------|-----------------------|---------------|---------------|---------------|
| | | | | | Relating to 2007 Assessments | | Arrears: 2006 & prior | | Total | |
| | | | US\$ | Euro | US\$ | Euro | US\$ | Euro | US\$ | Euro |
| 1 | United States of America | 22.00000% | 16,772,402.00 | - | 41,786,820.00 | 38,891,710.00 | 4,840,645.00 | 6,605,710.00 | 46,627,465.00 | 45,497,420.00 |
| 2 | Japan | 19.85800% | 35,055,525.98 | 35,105,071.69 | - | - | - | - | - | - |
| 3 | Germany | 8.83500% | 15,596,513.85 | 15,618,557.18 | - | - | - | - | - | - |
| 4 | United Kingdom | 6.25000% | 11,033,187.50 | 11,048,781.25 | - | - | - | - | - | - |
| 5 | France | 6.15100% | 10,858,421.81 | 10,873,768.56 | - | - | - | - | - | - |
| 6 | Italy | 4.98300% | 8,796,539.73 | 8,808,972.32 | - | - | - | - | - | - |
| 7 | Canada | 2.86900% | 5,064,674.39 | 5,071,832.55 | - | - | - | - | - | - |
| 8 | Spain | 2.57100% | 4,538,612.01 | 4,545,026.66 | - | - | - | - | - | - |
| 9 | China | 2.09400% | 3,696,559.14 | 3,701,783.67 | - | - | - | - | - | - |
| 10 | Mexico | 1.92100% | 3,511,775.01 | - | 262,473.86 | 3,395,953.41 | - | 3,395,953.41 | 262,473.86 | 6,791,906.82 |
| 11 | Korea, Republic of | 1.83200% | 3,234,047.92 | 3,173,470.26 | - | 65,148.50 | - | - | - | 65,148.50 |
| 12 | Netherlands | 1.72400% | 3,043,394.44 | 3,047,695.82 | - | - | - | - | - | - |
| 13 | Australia | 1.62400% | 2,866,863.44 | 2,870,915.32 | - | - | - | - | - | - |
| 14 | Brazil | 1.55400% | 3,939,553.89 | 5,494,337.94 | - | - | - | - | - | - |
| 15 | Switzerland | 1.22100% | 2,155,443.51 | 2,158,489.91 | - | - | - | - | - | - |
| 16 | Belgium | 1.09000% | 1,924,187.90 | 1,926,907.45 | - | - | - | - | - | - |
| 17 | Sweden | 1.01800% | 1,797,085.58 | 1,799,625.49 | - | - | - | - | - | - |
| 18 | Argentina | 0.97500% | 1,721,177.25 | 1,723,610.00 | - | - | 23,232,302.59 | 5,752,136.16 | 23,232,302.59 | 5,752,136.16 |
| 19 | Austria | 0.87600% | 1,546,411.56 | 1,548,597.18 | - | - | - | - | - | - |
| 20 | Denmark | 0.73200% | 1,292,206.92 | 1,294,033.26 | - | - | - | - | - | - |
| 21 | Saudi Arabia | 0.72700% | 1,283,380.37 | 1,951,636.33 | - | 42,224.60 | - | - | - | 42,224.60 |
| 22 | Norway | 0.69300% | 1,223,359.83 | 1,225,088.87 | - | - | - | - | - | - |
| 23 | Finland | 0.54400% | 960,328.64 | 961,685.92 | - | - | - | - | - | - |
| 24 | Greece | 0.54100% | 955,032.71 | 956,382.51 | - | - | - | - | - | - |
| 25 | Portugal | 0.47900% | 845,583.49 | 846,778.60 | - | - | - | - | - | - |
| Total Largest 25 Contributors | | 93.16200% | 143,712,268.87 | 125,753,048.74 | 42,049,293.86 | 42,395,036.51 | 28,072,947.59 | 15,753,799.57 | 70,122,241.45 | 58,148,836.08 |
| All other Member Nations | | 6.83800% | 13,895,318.46 | 11,954,946.09 | 1,579,405.48 | 2,219,299.59 | 17,918,010.89 | 2,224,702.14 | 19,497,416.37 | 4,444,001.73 |
| Total | | 100.00000% | 157,607,587.33 | 137,707,994.83 | 43,628,699.34 | 44,614,336.10 | 45,990,958.48 | 17,978,501.71 | 89,619,657.82 | 62,592,837.81 |

(*) includes advances from 2006