

June 2009

E



منظمة الأغذية
والزراعة
للأمم المتحدة

联合国
粮食及
农业组织

Food
and
Agriculture
Organization
of
the
United
Nations

Organisation
des
Nations
Unies
pour
l'alimentation
et
l'agriculture

Продовольственная и
сельскохозяйственная
организация
Объединенных
Наций

Organización
de las
Naciones
Unidas
para la
Agricultura
y la
Alimentación

COUNCIL

Hundred and thirty-sixth Session

Rome, 15 - 19 June 2009

Status of Contributions at 10 June 2009

This document is printed in limited numbers to minimize the environmental impact of FAO's processes and contribute to climate neutrality. Delegates and observers are kindly requested to bring their copies to meetings and to avoid asking for additional copies. Most FAO meeting documents are available on the Internet at www.fao.org

W0000

Appendix A

Summary Status of Contributions to the Regular Programme^{a b}

| | | 2009 | 2008 (for comparison) |
|----|---|--|--|
| 1. | Amounts outstanding on 1 January | | |
| | Current Assessments ^c | USD 222,749,000.00 EUR 185,677,500.00 | USD 222,749,000.00 EUR 185,677,500.00 |
| | Contributions in arrears ^d | USD 69,836,551.46 EUR 61,606,124.99 | USD 60,875,717.64 EUR 32,842,389.43 |
| | Total | USD 292,585,551.46 EUR 247,283,624.99 | USD 283,624,717.64 EUR 218,519,889.43 |
| 2. | Receipts 1 January to 10 June | | |
| | Current Assessments | USD 129,395,778.33 EUR 93,169,183.28 | USD 110,669,309.39 EUR 74,930,376.19 |
| | Contributions in arrears | USD 27,453,540.35 EUR 25,242,271.46 | USD 2,270,664.77 EUR 4,625,397.27 |
| | Total | USD 156,849,318.68 EUR 118,411,454.74 | USD 112,939,974.16 EUR 79,555,773.46 |
| 3. | Amounts outstanding at 10 June | | |
| | Current Assessments | USD 93,353,221.67 EUR 92,508,316.72 | USD 112,079,690.61 EUR 110,747,123.81 |
| | Contributions in arrears | USD 42,383,011.11 EUR 36,363,853.53 | USD 58,605,052.87 EUR 28,216,992.16 |
| | Total | USD 135,736,232.78 EUR 128,872,170.25 | USD 170,684,743.48 EUR 138,964,115.97 |
| | <u>Instalments due in future Years</u> | USD 2,438,593.11 EUR 6,549.44 | USD 4,051,533.13 EUR 9,592.33 |
| | Total Outstanding | USD 138,174,825.89 EUR 128,878,719.69 | USD 174,736,276.61 EUR 138,973,708.30 |

^a Appendix B sets out full details of receipts during 2009.

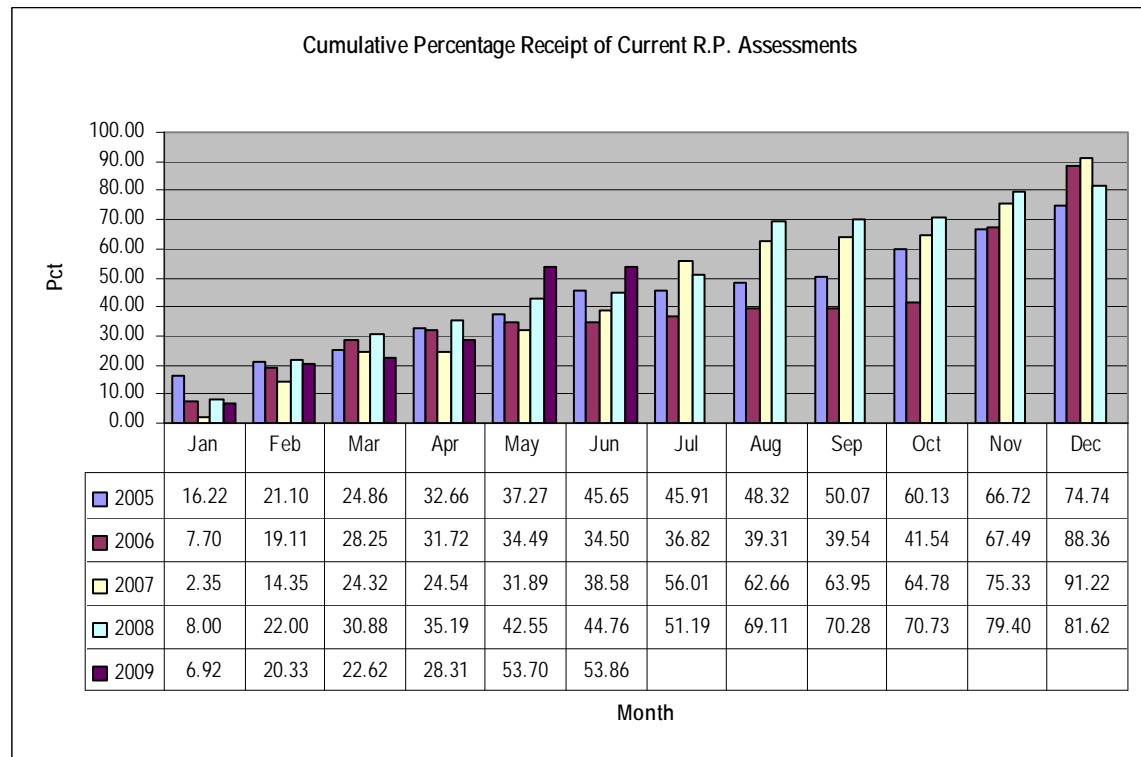
^b Contributions in arrears include amounts due under Conference authorized instalment plans.

^c Of which USD5,800,000 relates to the Tax Equalization Fund for 2009 and USD5,800,000 for 2008.

^d Contributions in arrears at 1 January includes the previous year end balance carried forward plus arrears instalments due 1 January, less any new instalment plans approved by the Conference and New Member contributions where applicable.

Current Assessments

4. The following statistics show the cumulative percentage receipts of current assessments over the past five years.



Receipt figures are the aggregate of USD and EUR receipts. All figures are at month end.

5. The position of the 2009 assessments of Member Nations at 10 June 2009, compared to the same date during the four preceding years was as follows:

Number of Member Nations

| | 2009 USD | 2009 EUR | 2008 USD | 2008 EUR | 2007 USD | 2007 EUR | 2006 USD | 2006 EUR | 2005 USD | 2005 EUR |
|---------------------|-------------|-------------|-------------|-------------|-------------|-------------|-------------|-------------|-------------|-------------|
| Paid in full | 103 | 91 | 95 | 91 | 86 | 74 | 84 | 70 | 74 | 65 |
| Part paid | 12 | 13 | 12 | 10 | 10 | 15 | 9 | 22 | 14 | 12 |
| No payment | 76 | 87 | 84 | 90 | 92 | 99 | 95 | 96 | 99 | 110 |
| Total | 191 | 191 | 191 | 191 | 188 | 188 | 188 | 188 | 187 | 187 |

Contributions in arrears

6. The position of Member Nations with arrears of contributions at 10 June 2009 was as follows:

Number of Member Nations

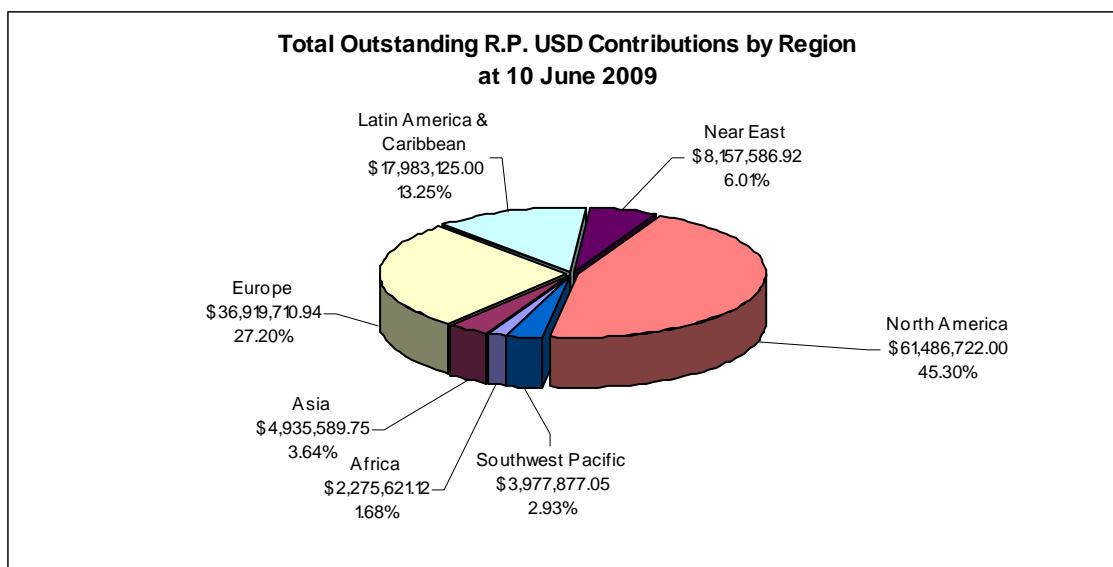
| | | |
|---|-----------|----|
| With arrears at 1 January 2009 | 73 | |
| Arrears paid in full (<i>Appendix D</i>) | | 19 |
| Arrears partially paid (<i>Appendix E</i>) | | 16 |
| No payment (<i>Appendix F</i>) | | 38 |
| With arrears at 10 June 2009 (<i>Appendix C</i>) | 54 | |

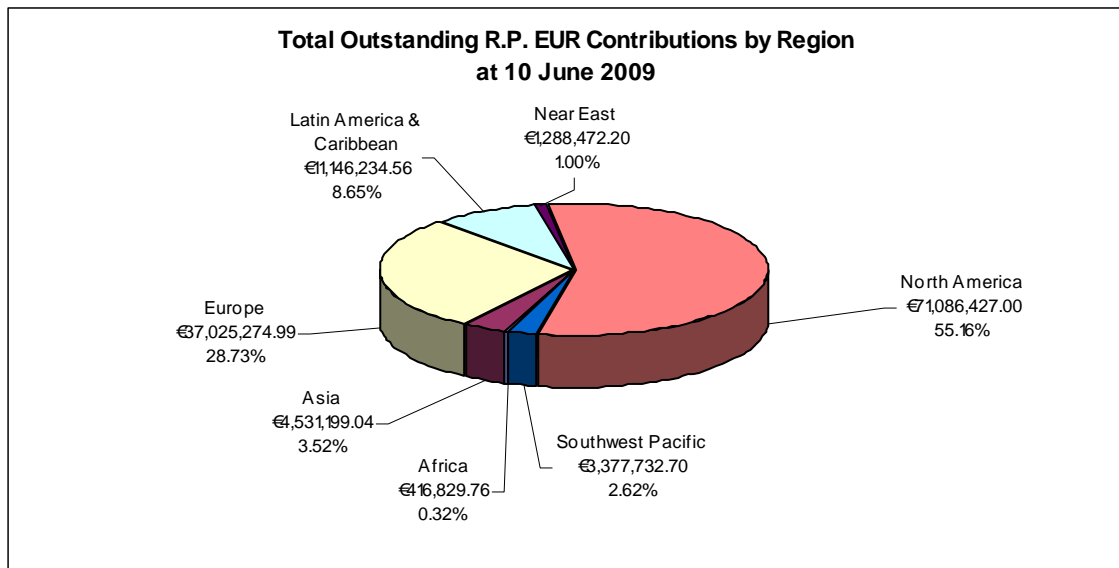
7. Additional information regarding arrears due at 10 June 2009

- The total arrears at 10 June was *USD 42,383,011.11 and EUR 36,363,853.53 (Appendix B/Appendix C) equivalent to 23.65 percent of current assessments.*
- *Six Member Nations had arrears in excess of USD1 million (Appendix C).*
- *Arrears exceeding USD1 million accounted for 92.61 percent of the total arrears due.*
- *Twenty-five Member Nations had arrears in such amounts as to jeopardise their right to vote in accordance with Article III.4 of the Constitution (Appendix G).*

Total Contributions Outstanding

8. The following charts show the geographical distribution of the total of all Regular Programme contributions outstanding in USD and EUR at 10 June 2009.





Regular Programme Contributions
Status As at: 10 June 2009

| Member Nations | Receipts: ¹ | | Outstanding Contributions | | | | Total Outstanding | |
|---------------------------------------|--|--------------|------------------------------|--------------|--|--------------|-------------------|--------------|
| | Amounts received year to date ³ | | Relating to 2009 Assessments | | Arrears: 2008 and prior assessments ² | | | |
| | USD | EUR | USD | EUR | USD | EUR | USD | EUR |
| Afghanistan | 2,169.49 | 1,856.77 | - | - | - | - | - | - |
| Albania | 13,016.94 | - | - | 11,140.65 | - | - | - | 11,140.65 |
| Algeria | 186,576.14 | 159,682.65 | - | - | - | - | - | - |
| Andorra | 17,355.92 | 14,854.20 | - | - | - | - | - | - |
| Angola | 6,508.47 | 1,095.94 | - | 4,474.39 | - | - | - | 4,474.39 |
| Antigua and Barbuda | - | - | 4,338.98 | 3,713.55 | 322,763.77 | 21,333.49 | 327,102.75 | 25,047.04 |
| Argentina | - | - | 709,423.23 | 607,165.43 | 14,813,698.32 | 3,090,461.07 | 15,523,121.55 | 3,697,626.50 |
| Armenia | - | 3,713.55 | 4,338.98 | - | 75,000.00 | - | 79,338.98 | - |
| Australia | - | - | 3,896,404.04 | 3,334,767.90 | - | - | 3,896,404.04 | 3,334,767.90 |
| Austria | - | - | 1,933,015.59 | 1,654,386.53 | - | - | 1,933,015.59 | 1,654,386.53 |
| Azerbaijan | 136,529.70 | 9,728.73 | - | - | - | - | - | - |
| Bahamas | 34,711.84 | 29,708.40 | - | - | - | - | - | - |
| Bahrain | 71,593.17 | 61,273.58 | - | - | - | - | - | - |
| Bangladesh | 21,694.90 | 18,567.75 | - | - | - | - | - | - |
| Barbados | 19,525.41 | 16,710.98 | - | - | - | - | - | - |
| Belarus | 43,389.80 | 37,135.50 | - | - | - | - | - | - |
| Belgium | 2,403,794.92 | 2,057,306.70 | - | - | - | - | - | - |
| Belize | - | - | 2,169.49 | 1,856.77 | - | - | 2,169.49 | 1,856.77 |
| Benin | 2,169.49 | 3,645.99 | - | - | - | - | - | - |
| Bhutan | 2,169.49 | 1,856.77 | - | - | - | - | - | - |
| Bolivia (Estado Plurinacional de) | 55,636.29 | - | 13,016.94 | 11,140.65 | 20,070.17 | 12,201.61 | 33,087.11 | 23,342.26 |
| Bosnia and Herzegovina | 13,016.94 | 11,140.65 | - | - | - | - | - | - |
| Botswana | - | - | 30,372.86 | 25,994.85 | - | - | 30,372.86 | 25,994.85 |
| Brazil | 1,909,151.20 | 1,533,597.35 | - | 100,364.65 | - | - | - | 100,364.65 |
| Bulgaria | 43,389.80 | - | 43,389.80 | 37,135.50 | - | - | 43,389.80 | 37,135.50 |
| Burkina Faso | 4,338.98 | 3,713.55 | - | - | - | - | - | - |
| Burundi | 8,392.53 | - | 2,169.49 | 1,856.77 | 21,863.58 | 2,341.58 | 24,033.07 | 4,198.35 |
| Cambodia | 2,169.49 | 1,856.77 | - | - | - | - | - | - |
| Cameroon | 19,525.41 | 16,710.98 | - | - | - | - | - | - |
| Canada | 6,491,114.08 | 5,555,470.80 | - | - | - | - | - | - |
| Cape Verde | 6,104.29 | 5,481.35 | - | - | - | - | - | - |
| Central African Republic | - | - | 2,169.49 | 1,856.77 | 214,733.25 | 8,881.51 | 216,902.74 | 10,738.28 |
| Chad | 2,169.49 | 1,856.77 | - | - | - | - | - | - |
| Chile | - | - | 351,457.38 | 300,797.55 | - | 862,219.10 | 351,457.38 | 1,163,016.65 |
| China | 5,814,233.20 | 4,976,157.00 | - | - | - | - | - | - |
| Colombia | 2,600.34 | - | 227,365.60 | 196,818.15 | - | - | 227,365.60 | 196,818.15 |
| Comoros | - | - | 2,169.49 | 1,856.77 | 277,031.63 | 8,881.51 | 279,201.12 | 10,738.28 |
| Congo | 2,169.49 | 1,856.77 | - | - | - | - | - | - |
| Cook Islands | - | - | 2,169.49 | 1,856.77 | 2,169.49 | 1,856.77 | 4,338.98 | 3,713.54 |
| Costa Rica | 229,758.52 | 54,373.43 | - | 59,416.80 | - | 184,778.39 | - | 244,195.19 |
| Croatia | 108,474.50 | 92,838.75 | - | - | - | - | - | - |
| Cuba | 83,000.00 | - | 117,152.46 | 100,265.85 | 189,499.74 | 182,135.00 | 306,652.20 | 282,400.85 |
| Cyprus | 95,457.56 | 81,698.10 | - | - | - | - | - | - |
| Czech Republic | 611,796.18 | 523,610.55 | - | - | - | - | - | - |
| Côte d'Ivoire | - | - | 19,525.41 | 16,710.98 | 19,525.41 | 44,678.22 | 39,050.82 | 61,389.20 |
| Democratic People's Republic of Korea | - | 12,997.43 | 15,186.43 | 12,997.43 | - | - | 15,186.43 | 12,997.43 |
| Democratic Republic of the Congo | - | - | 6,508.47 | 5,570.33 | 38,522.23 | 30,203.39 | 45,030.70 | 35,773.72 |
| Denmark | 1,611,931.07 | 1,379,583.83 | - | - | - | - | - | - |

Regular Programme Contributions
Status As at: 10 June 2009

| Member Nations | Receipts: ¹ | | Outstanding Contributions | | | | Total Outstanding | |
|----------------------------------|--|---------------|------------------------------|---------------|--|------------|-------------------|---------------|
| | Amounts received year to date ³ | | Relating to 2009 Assessments | | Arrears: 2008 and prior assessments ² | | | |
| | USD | EUR | USD | EUR | USD | EUR | USD | EUR |
| Djibouti | - | - | 2,169.49 | 1,856.77 | 2,169.49 | 1,826.77 | 4,338.98 | 3,683.54 |
| Dominica | - | - | 2,169.49 | 1,856.77 | - | 3,624.58 | 2,169.49 | 5,481.35 |
| Dominican Republic | - | - | 52,067.76 | 44,562.60 | 149,014.71 | 252,477.88 | 201,082.47 | 297,040.48 |
| Ecuador | 45,559.29 | 43,420.50 | - | - | - | - | - | - |
| Egypt | 193,084.61 | 165,252.98 | - | - | - | - | - | - |
| El Salvador | 43,389.80 | 34,338.40 | - | 2,797.10 | - | - | - | 2,797.10 |
| Equatorial Guinea | - | - | 4,338.98 | 3,713.55 | 2,902.81 | 1,307.96 | 7,241.79 | 5,021.51 |
| Eritrea | 2,169.49 | 1,856.77 | 2,169.49 | 1,856.77 | - | - | 2,169.49 | 1,856.77 |
| Estonia | 34,711.84 | 29,708.40 | - | - | - | - | - | - |
| Ethiopia | - | - | 6,508.47 | 5,570.33 | - | - | 6,508.47 | 5,570.33 |
| Fiji | 6,508.47 | 5,570.33 | - | - | - | - | - | - |
| Finland | 1,230,100.83 | 1,052,791.43 | - | - | - | - | - | - |
| France | 13,737,210.68 | 11,757,099.30 | - | - | - | - | - | - |
| Gabon | - | - | 17,355.92 | 14,854.20 | - | - | 17,355.92 | 14,854.20 |
| Gambia | 2,169.49 | 1,856.77 | - | - | - | - | - | - |
| Georgia | 26,508.47 | 5,570.33 | - | - | 1,217,323.08 | - | 1,217,323.08 | - |
| Germany | 18,698,834.31 | - | - | 16,003,543.73 | - | - | - | 16,003,543.73 |
| Ghana | 1,616.72 | 355.88 | 8,677.96 | 7,427.10 | - | - | 8,677.96 | 7,427.10 |
| Greece | 1,299,524.51 | 1,112,208.23 | - | - | - | - | - | - |
| Grenada | - | - | 2,169.49 | 1,856.77 | - | - | 2,169.49 | 1,856.77 |
| Guatemala | - | - | 69,423.68 | 59,416.80 | 60,054.24 | 63,689.86 | 129,477.92 | 123,106.66 |
| Guinea | - | - | 2,169.49 | 1,856.77 | 2,169.49 | 12,312.74 | 4,338.98 | 14,169.51 |
| Guinea-Bissau | - | - | 2,169.49 | 1,856.77 | 104,742.25 | 8,881.51 | 106,911.74 | 10,738.28 |
| Guyana | 2,169.49 | 773.99 | - | 1,856.77 | - | 1,082.78 | - | 2,939.55 |
| Haiti | - | - | 4,338.98 | 3,713.55 | 4,338.98 | 5,303.42 | 8,677.96 | 9,016.97 |
| Honduras | 10,847.45 | 7,980.15 | - | 1,303.73 | - | - | - | 1,303.73 |
| Hungary | 112,918.08 | 24,365.38 | 418,606.97 | 430,544.50 | - | - | 418,606.97 | 430,544.50 |
| Iceland | - | - | 80,271.13 | 68,700.68 | - | 68,700.68 | 80,271.13 | 137,401.36 |
| India | 980,609.48 | 839,262.30 | - | - | - | - | - | - |
| Indonesia | 351,457.38 | 300,797.55 | - | - | - | - | - | - |
| Iran, Islamic Republic of | 688,477.11 | 618,924.88 | 379,995.30 | 336,076.28 | - | - | 379,995.30 | 336,076.28 |
| Iraq | - | - | 32,542.35 | 27,851.63 | 5,476,130.33 | 504,673.41 | 5,508,672.68 | 532,525.04 |
| Ireland | 969,762.03 | 829,978.43 | - | - | - | - | - | - |
| Israel | - | 300,000.00 | 913,355.29 | 481,702.28 | - | - | 913,355.29 | 481,702.28 |
| Italy | - | - | 11,073,076.96 | 9,476,979.60 | - | - | 11,073,076.96 | 9,476,979.60 |
| Jamaica | 7,572.42 | 18,567.75 | 14,122.48 | - | - | - | 14,122.48 | - |
| Japan | 36,243,499.94 | 31,019,283.15 | - | - | - | - | - | - |
| Jordan | 26,033.88 | 22,281.30 | - | - | - | - | - | - |
| Kazakhstan | 62,915.21 | 53,846.48 | - | - | - | - | - | - |
| Kenya | 21,694.90 | 18,567.75 | - | - | - | - | - | - |
| Kiribati | 2,169.49 | 1,856.77 | - | - | 3,530.62 | - | 3,530.62 | - |
| Kuwait | 397,016.67 | 339,789.83 | - | - | - | - | - | - |
| Kyrgyzstan | 2,169.49 | - | 2,169.49 | 1,856.77 | 870,801.26 | 8,881.51 | 872,970.75 | 10,738.28 |
| Lao People's Democratic Republic | - | - | 2,169.49 | 1,856.77 | - | - | 2,169.49 | 1,856.77 |
| Latvia | 39,050.82 | 33,421.95 | - | - | - | - | - | - |
| Lebanon | 45.00 | - | 73,717.66 | 63,130.35 | - | - | 73,717.66 | 63,130.35 |
| Lesotho | - | 1,856.77 | 2,169.49 | - | - | - | 2,169.49 | - |
| Liberia | 6,758.48 | - | - | 1,856.77 | 293,798.25 | 8,881.51 | 293,798.25 | 10,738.28 |

Regular Programme Contributions
Status As at: 10 June 2009

| Member Nations | Receipts: ¹ | | Outstanding Contributions | | | | Total Outstanding | |
|----------------------------------|--|--------------|------------------------------|--------------|--|------------|-------------------|--------------|
| | Amounts received year to date ³ | | Relating to 2009 Assessments | | Arrears: 2008 and prior assessments ² | | | |
| | USD | EUR | USD | EUR | USD | EUR | USD | EUR |
| Libyan Arab Jamahiriya | 134,508.38 | 115,120.05 | 134,508.38 | 115,120.05 | 109,961.11 | - | 244,469.49 | 115,120.05 |
| Lithuania | 67,254.19 | 57,560.03 | - | - | - | - | - | - |
| Luxembourg | 186,576.14 | 159,682.65 | - | - | - | - | - | - |
| Madagascar | 299.93 | - | 4,039.05 | 3,713.55 | - | - | 4,039.05 | 3,713.55 |
| Malawi | 2,169.49 | 1,856.77 | - | - | - | - | - | - |
| Malaysia | 414,372.59 | 354,644.03 | - | - | - | - | - | - |
| Maldives | 2,169.49 | 1,856.77 | - | - | - | - | - | - |
| Mali | 2,169.49 | 1,856.77 | - | - | - | - | - | - |
| Malta | 36,881.33 | 31,565.18 | - | - | - | - | - | - |
| Marshall Islands | 2,169.49 | 1,750.46 | - | 106.31 | - | - | - | 106.31 |
| Mauritania | - | - | 2,169.49 | 1,856.77 | 5,700.11 | 5,392.39 | 7,869.60 | 7,249.16 |
| Mauritius | 23,864.39 | 20,424.53 | - | - | - | - | - | - |
| Mexico | 10,103,280.50 | 8,736,477.42 | - | 3,953,440.80 | - | - | - | 3,953,440.80 |
| Micronesia (Federated States of) | - | - | 2,169.49 | 1,856.77 | - | 4,895.42 | 2,169.49 | 6,752.19 |
| Moldova | 112,169.49 | 1,856.77 | - | - | - | - | - | - |
| Monaco | 6,508.47 | 5,570.33 | - | - | - | - | - | - |
| Mongolia | 2,169.49 | 1,856.77 | - | - | - | - | - | - |
| Montenegro | 2,770.85 | 1,856.77 | - | - | 2,009.46 | - | 2,009.46 | - |
| Morocco | 91,118.58 | 77,984.55 | - | - | - | - | - | - |
| Mozambique | 2,169.49 | 1,519.42 | - | 337.35 | - | - | - | 337.35 |
| Myanmar | 10,847.45 | 9,119.91 | 10,847.45 | 9,283.88 | - | 1,855.49 | 10,847.45 | 11,139.37 |
| Namibia | 13,016.94 | - | - | 11,140.65 | - | - | - | 11,140.65 |
| Nauru | - | - | 2,169.49 | 1,856.77 | 16,342.63 | 8,881.51 | 18,512.12 | 10,738.28 |
| Nepal | - | - | 6,508.47 | 5,570.33 | - | - | 6,508.47 | 5,570.33 |
| Netherlands | - | 3,494,450.55 | 4,082,980.18 | - | - | - | 4,082,980.18 | - |
| New Zealand | 557,558.93 | 477,191.18 | - | - | - | - | - | - |
| Nicaragua | - | - | 4,338.98 | 3,713.55 | 6,104.29 | 9,573.48 | 10,443.27 | 13,287.03 |
| Niger | - | - | 2,169.49 | 1,856.77 | 1,765.31 | - | 3,934.80 | 1,856.77 |
| Nigeria | - | 42,346.74 | 104,135.52 | 89,125.20 | 28,488.17 | 17,475.95 | 132,623.69 | 106,601.15 |
| Niue | 2,169.49 | 1,856.77 | - | - | - | - | - | - |
| Norway | - | - | 1,705,219.14 | 1,459,425.15 | - | - | 1,705,219.14 | 1,459,425.15 |
| Oman | 158,372.77 | 135,544.58 | - | - | - | - | - | - |
| Pakistan | 262.41 | 107,109.05 | 127,999.91 | 109,549.73 | - | 2,440.68 | 127,999.91 | 111,990.41 |
| Palau | - | - | 2,169.49 | 1,856.77 | 8,488.13 | 8,881.51 | 10,657.62 | 10,738.28 |
| Panama | 49,898.27 | 42,705.83 | - | - | - | - | - | - |
| Papua New Guinea | 4,338.98 | 3,713.55 | - | - | - | - | - | - |
| Paraguay | - | - | 10,847.45 | 9,283.88 | - | 107,266.59 | 10,847.45 | 116,550.47 |
| Peru | - | - | 169,220.22 | 144,828.45 | 273,405.78 | 311,002.12 | 442,626.00 | 455,830.57 |
| Philippines | 169,220.22 | 105,134.70 | - | 144,828.45 | - | 152,429.93 | - | 297,258.38 |
| Poland | 1,093,422.96 | - | - | 935,814.60 | - | - | - | 935,814.60 |
| Portugal | 1,149,829.70 | 984,090.75 | - | - | - | - | - | - |
| Qatar | 99,802.57 | - | 86,773.57 | 159,682.65 | - | - | 86,773.57 | 159,682.65 |
| Republic of Korea | 4,738,166.16 | - | 4,738,166.16 | 4,055,196.60 | - | - | 4,738,166.16 | 4,055,196.60 |
| Romania | 151,864.30 | 129,974.25 | - | - | - | - | - | - |
| Russian Federation | 2,616,404.94 | 2,239,270.65 | - | - | - | - | - | - |
| Rwanda | - | - | 2,169.49 | 1,856.77 | - | - | 2,169.49 | 1,856.77 |
| Saint Kitts and Nevis | - | - | 2,169.49 | 1,856.77 | - | - | 2,169.49 | 1,856.77 |
| Saint Lucia | - | - | 2,169.49 | 1,856.77 | - | - | 2,169.49 | 1,856.77 |

Regular Programme Contributions
Status As at: 10 June 2009

| Member Nations | Receipts: ¹ | | Outstanding Contributions | | | | Total Outstanding | |
|---|--|---------------|------------------------------|---------------|--|---------------|-------------------|---------------|
| | Amounts received year to date ³ | | Relating to 2009 Assessments | | Arrears: 2008 and prior assessments ² | | | |
| | USD | EUR | USD | EUR | USD | EUR | USD | EUR |
| Saint Vincent and the Grenadines | 2,169.49 | 1,856.77 | 2,169.49 | 1,856.77 | - | - | 2,169.49 | 1,856.77 |
| Samoa | 2,169.49 | - | - | 1,856.77 | - | - | - | 1,856.77 |
| San Marino | 6,508.47 | 5,570.33 | - | - | - | - | - | - |
| Sao Tome and Principe | - | - | 2,169.49 | 1,856.77 | 274,252.25 | 8,881.51 | 276,421.74 | 10,738.28 |
| Saudi Arabia | 1,631,456.48 | 1,396,294.80 | - | - | - | - | - | - |
| Senegal | 2,435.41 | 304.90 | 6,242.55 | 7,122.20 | - | - | 6,242.55 | 7,122.20 |
| Serbia | - | - | 45,559.29 | 38,992.28 | - | - | 45,559.29 | 38,992.28 |
| Seychelles | 18,947.43 | 4,414.86 | - | - | - | - | - | - |
| Sierra Leone | - | - | 2,169.49 | 1,856.77 | 97,042.58 | 8,881.51 | 99,212.07 | 10,738.28 |
| Slovakia | 136,677.87 | 116,976.83 | - | - | - | - | - | - |
| Slovenia | - | 180,107.18 | 210,440.53 | - | - | - | 210,440.53 | - |
| Solomon Islands | 2,169.49 | 1,856.77 | - | - | 35,755.71 | 3,489.12 | 35,755.71 | 3,489.12 |
| Somalia | - | - | 2,169.49 | 1,856.77 | 350,156.25 | 8,881.51 | 352,325.74 | 10,738.28 |
| South Africa | - | 542,178.30 | 633,491.08 | - | - | - | 633,491.08 | - |
| Spain | - | - | 6,471,588.67 | 5,538,759.83 | - | - | 6,471,588.67 | 5,538,759.83 |
| Sri Lanka | - | - | 34,711.84 | 29,708.40 | - | - | 34,711.84 | 29,708.40 |
| Sudan | 4,110.98 | 18,567.75 | 17,583.92 | - | - | - | 17,583.92 | - |
| Suriname | 4,338.98 | 3,713.54 | - | - | - | - | - | - |
| Swaziland | 4,338.98 | - | 4,338.98 | 3,713.55 | - | - | 4,338.98 | 3,713.55 |
| Sweden | 2,334,371.24 | 1,997,889.90 | - | - | - | - | - | - |
| Switzerland | 2,651,116.78 | 2,268,979.05 | - | - | - | - | - | - |
| Syrian Arab Republic | 34,711.84 | 29,708.40 | - | - | - | - | - | - |
| Tajikistan | - | - | 2,169.49 | 1,856.77 | 144,121.56 | 4,459.38 | 146,291.05 | 6,316.15 |
| Thailand | 405,694.63 | 347,216.93 | - | - | - | - | - | - |
| The former Yugoslav Republic of Macedonia | 10,847.45 | 9,283.88 | - | - | - | - | - | - |
| Timor-Leste | 6,104.29 | - | - | 1,856.77 | - | 3,624.58 | - | 5,481.35 |
| Togo | 2,169.49 | 1,700.49 | - | 156.28 | - | - | - | 156.28 |
| Tonga | 2,169.49 | 1,856.77 | - | - | - | - | - | - |
| Trinidad and Tobago | 60,576.23 | 50,132.93 | - | - | - | - | - | - |
| Tunisia | 67,254.19 | 57,560.03 | - | - | - | 620.63 | - | 620.63 |
| Turkey | 715,028.19 | - | 115,886.48 | 711,144.83 | - | - | 115,886.48 | 711,144.83 |
| Turkmenistan | - | - | 13,016.94 | 11,140.65 | 457,430.84 | 39,320.93 | 470,447.78 | 50,461.58 |
| Tuvalu | - | - | 2,169.49 | 1,856.77 | - | - | 2,169.49 | 1,856.77 |
| Uganda | - | 5,865.66 | 6,508.47 | 181.78 | - | - | 6,508.47 | 181.78 |
| Ukraine | - | - | 97,627.05 | 83,554.88 | - | - | 97,627.05 | 83,554.88 |
| United Arab Emirates | 659,524.96 | 564,459.60 | - | - | - | - | - | - |
| United Kingdom | 14,481,345.75 | 12,393,973.13 | - | - | - | - | - | - |
| United Republic of Tanzania | 180.23 | 731.31 | 12,836.71 | 10,409.34 | - | - | 12,836.71 | 10,409.34 |
| United States of America | 16,058,634.00 | 15,680,000.00 | 53,528,780.00 | 40,849,050.00 | 7,957,942.00 | 30,237,377.00 | 61,486,722.00 | 71,086,427.00 |
| Uruguay | - | - | 58,576.23 | 50,132.93 | - | - | 58,576.23 | 50,132.93 |
| Uzbekistan | 17,355.92 | 14,854.20 | - | - | 24,714.34 | 24,749.27 | 24,714.34 | 24,749.27 |
| Vanuatu | - | - | 2,169.49 | 1,856.77 | 2,169.49 | 1,856.77 | 4,338.98 | 3,713.54 |
| Venezuela (Bolivarian Republic of) | 110,599.80 | - | 325,467.69 | 373,211.78 | - | - | 325,467.69 | 373,211.78 |
| Viet Nam | 52,067.76 | 44,562.60 | - | - | - | - | - | - |
| Yemen | 16,898.71 | 13,224.71 | - | - | - | - | - | - |
| Yugoslavia | - | - | - | - | 8,405,308.00 | - | 8,405,308.00 | - |
| Zambia | - | - | 2,169.49 | 1,856.77 | - | - | 2,169.49 | 1,856.77 |
| Zimbabwe | 17,355.92 | - | - | 14,854.20 | - | - | - | 14,854.20 |

Regular Programme Contributions
Status As at: 10 June 2009

| Member Nations | Receipts: ¹ | | Outstanding Contributions | | | | Total Outstanding | |
|----------------|--|------------------|------------------------------|-----------------|--|-----------------|-------------------|------------------|
| | Amounts received year to date ³ | | Relating to 2009 Assessments | | Arrears: 2008 and prior assessments ² | | | |
| | USD | EUR | USD | EUR | USD | EUR | USD | EUR |
| Total | \$ 156,849,318.68 | € 118,411,454.74 | \$ 93,353,221.67 | € 92,508,316.72 | \$ 42,383,011.11 | € 36,363,853.53 | \$ 135,736,232.78 | € 128,872,170.25 |

^{1/} Of USD receipts, USD 129,395,778.33 credited to 2009 assessments, USD 27,453,540.35 to arrears. Of EUR receipts, EUR 93,169,183.28 credited to 2009 assessments, EUR 25,242,271.46 to arrears.

^{2/} Includes Arrears Instalments of USD 1,334,256.83 and EUR 2,341.58 due in 2009.

^{3/} Includes advances carried forward from previous years.

Conference Authorized Arrears Instalments - Summary

| Member Nations | Receipts | | Instalments | | | | Total Outstanding | |
|----------------|-------------------|---------------|---------------------|--------------------|----------------------------|----------------------------|---------------------|-----------------|
| | USD | EUR | Due in 2009 USD | Due in 2009 EUR | Due in future Years USD | Due in future Years EUR | USD | EUR |
| Armenia | | | 75,000.00 | | 1,353,298.63 | | 1,428,298.63 | |
| Azerbaijan | 125,682.26 | | | | 502,729.04 | | 502,729.04 | |
| Bolivia | | | 20,070.17 | | | | 20,070.17 | |
| Burundi | 8,392.53 | | 21,863.58 | 2,341.58 | 30,256.11 | 2,341.58 | 52,119.69 | 4,683.16 |
| Georgia | 20,000.00 | | 1,217,323.08 | | | | 1,217,323.08 | |
| Moldova | 110,000.00 | | - | | 464,658.63 | | 464,658.63 | |
| Seychelles | 14,608.45 | 701.31 | - | - | 87,650.70 | 4,207.86 | 87,650.70 | 4,207.86 |
| Total | 278,683.24 | 701.31 | 1,334,256.83 | 2,341.58 | 2,438,593.11 | 6,549.44 | 3,772,849.94 | 8,891.02 |

Member Nations with Arrears of Contributions as at 10 June 2009

| | Member Nation | Arrears Outstanding | | | | | Total Arrears |
|----|---|-------------------------------|-----------------------------------|-----------------------------------|-----------------------------------|---------------------------------|------------------------------------|
| | | 2008 | 2007 | 2006 | 2005 | Prior | |
| 1 | Argentina | | | \$ 1,721,177.25 € 1,723,609.76 | \$ 1,955,898.17 € 1,366,851.31 | \$ 11,136,622.90 | \$ 14,813,698.32 € 3,090,461.07 |
| 2 | Chile | € 300,797.55 | € 403,059.54 | € 158,362.01 | | | \$ - € 862,219.10 |
| 3 | Georgia | \$ 1,217,323.08 | | | | | \$ 1,217,323.08 € - |
| 4 | Iraq | € 27,851.63 | | | \$ 6,610.79 € 238,410.89 | \$ 5,469,519.54 € 238,410.89 | \$ 5,476,130.33 € 504,673.41 |
| 5 | United States of America | € 22,669,050.00 | \$ 3,117,297.00 € 2,901,322.00 | \$ 3,014,418.00 € 4,667,005.00 | \$ 71,032.00 | \$ 1,755,195.00 | \$ 7,957,942.00 € 30,237,377.00 |
| 6 | Yugoslavia | | | | | \$ 8,405,308.00 | \$ 8,405,308.00 € - |
| | Arrears over \$1,000,000 | \$ 1,217,323.08 | \$ 3,117,297.00 | \$ 4,735,595.25 | \$ 2,033,540.96 | \$ 26,766,645.44 | \$ 37,870,401.73 |
| | | € 22,997,699.18 | € 3,304,381.54 | € 6,548,976.77 | € 1,605,262.20 | € 238,410.89 | € 34,694,730.58 |
| 7 | Antigua and Barbuda | \$ 4,338.98 € 3,713.55 | \$ 5,295.93 € 5,303.42 | \$ 5,295.93 € 5,303.42 | \$ 3,404.95 € 3,506.55 | \$ 304,427.98 € 3,506.55 | \$ 322,763.77 € 21,333.49 |
| 8 | Comoros | \$ 2,169.49 € 1,856.77 | \$ 1,765.31 € 1,767.81 | \$ 1,765.31 € 1,767.81 | \$ 1,694.01 € 1,744.56 | \$ 269,637.51 € 1,744.56 | \$ 277,031.63 € 8,881.51 |
| 9 | Cuba | \$ 117,152.46 € 100,265.85 | \$ 72,347.28 € 77,783.42 | € 4,085.73 | | | \$ 189,499.74 € 182,135.00 |
| 10 | Dominican Republic | \$ 52,067.76 € 44,562.60 | \$ 63,551.16 € 63,640.98 | \$ 63,640.98 | \$ 33,395.79 € 40,316.66 | | \$ 149,014.71 € 252,477.88 |
| 11 | Kyrgyzstan | € 1,856.77 \$ 2,169.49 | € 1,765.31 € 1,767.81 | \$ 1,765.31 € 1,767.81 | \$ 1,694.01 € 1,744.56 | \$ 865,576.63 € 1,744.56 | \$ 870,801.26 € 8,881.51 |
| 12 | Liberia | € 1,856.77 \$ 169,220.22 | € 1,767.81 \$ 104,185.56 | € 1,767.81 | € 1,744.56 | \$ 291,628.76 € 1,744.56 | \$ 293,798.25 € 8,881.51 |
| 13 | Peru | € 144,828.45 \$ 2,169.49 | € 166,173.67 \$ 1,765.31 | | \$ 1,694.01 | | \$ 273,405.78 € 311,002.12 |
| 14 | Sao Tome and Principe | € 1,856.77 \$ 2,169.49 | € 1,767.81 \$ 1,765.31 | € 1,767.81 | € 1,744.56 | \$ 266,858.13 € 1,744.56 | \$ 274,252.25 € 8,881.51 |
| 15 | Somalia | \$ 1,856.77 € 13,016.94 | € 1,767.81 \$ 8,826.55 | € 1,767.81 | € 1,744.56 | \$ 342,762.13 € 1,744.56 | \$ 350,156.25 € 8,881.51 |
| 16 | Turkmenistan | € 11,140.65 \$ 13,016.94 | € 8,839.03 \$ 8,826.55 | € 8,839.03 | € 5,251.11 | \$ 421,661.85 € 5,251.11 | \$ 457,430.84 € 39,320.93 |
| | Arrears \$250,000 to \$1,000,000 | \$ 364,474.32 | \$ 261,267.72 | \$ 21,183.72 | \$ 48,675.73 | \$ 2,762,552.99 | \$ 3,458,154.48 |
| | | € 313,794.95 | € 330,579.57 | € 90,708.21 | € 57,797.12 | € 57,797.12 | € 850,676.97 |

Member Nations with Arrears of Contributions as at 10 June 2009

| | Member Nation | Arrears Outstanding | | | | | Total Arrears |
|----|-----------------------------------|---------------------|---------------|-------------|-------------|---------------|---------------|
| | | 2008 | 2007 | 2006 | 2005 | Prior | |
| 17 | Armenia | \$ 75,000.00 | | | | | \$ 75,000.00 |
| 18 | Bolivia (Estado Plurinacional de) | \$ 20,070.17 | | | | | \$ - |
| | | € 11,140.65 | | | € 1,060.96 | | \$ 20,070.17 |
| 19 | Burundi | \$ 21,863.58 | | | | | € 12,201.61 |
| | | € 2,341.58 | | | | | \$ 21,863.58 |
| 20 | Central African Republic | \$ 2,169.49 | \$ 1,765.31 | \$ 1,765.31 | \$ 1,694.01 | \$ 207,339.13 | € 2,341.58 |
| | | € 1,856.77 | € 1,767.81 | € 1,767.81 | € 1,744.56 | € 1,744.56 | \$ 214,733.25 |
| 21 | Cook Islands | \$ 2,169.49 | | | | | € 8,881.51 |
| | | € 1,856.77 | | | | | \$ 2,169.49 |
| 22 | Costa Rica | | | | | | € 1,856.77 |
| | | € 59,416.80 | € 54,801.96 | € 54,801.96 | € 15,757.67 | | \$ - |
| 23 | Côte d'Ivoire | \$ 19,525.41 | | | | | € 184,778.39 |
| | | € 16,710.98 | € 17,678.05 | € 10,289.19 | | | \$ 19,525.41 |
| 24 | Democratic Republic of the Congo | \$ 6,508.47 | \$ 5,295.93 | \$ 5,295.93 | \$ 6,809.90 | \$ 14,612.00 | € 44,678.22 |
| | | € 5,570.33 | € 5,303.42 | € 5,303.42 | € 7,013.11 | € 7,013.11 | \$ 38,522.23 |
| 25 | Djibouti | \$ 2,169.49 | | | | | € 30,203.39 |
| | | € 1,826.77 | | | | | \$ 2,169.49 |
| 26 | Dominica | | | | | | € 1,826.77 |
| | | € 1,856.77 | € 1,767.81 | | | | \$ - |
| 27 | Equatorial Guinea | \$ 2,902.81 | | | | | € 3,624.58 |
| | | € 1,307.96 | | | | | \$ 2,902.81 |
| 28 | Guatemala | \$ 60,054.24 | | | | | € 1,307.96 |
| | | € 59,416.80 | € 4,273.06 | | | | \$ 60,054.24 |
| 29 | Guinea | \$ 2,169.49 | | | | | € 63,689.86 |
| | | € 1,856.77 | € 5,303.42 | € 5,152.55 | | | \$ 2,169.49 |
| 30 | Guinea-Bissau | \$ 2,169.49 | \$ 1,765.31 | \$ 1,765.31 | \$ 1,694.01 | \$ 97,348.13 | € 12,312.74 |
| | | € 1,856.77 | € 1,767.81 | € 1,767.81 | € 1,744.56 | € 1,744.56 | \$ 104,742.25 |
| 31 | Guyana | | | | | | € 8,881.51 |
| | | € 1,082.78 | | | | | \$ - |
| 32 | Haiti | \$ 4,338.98 | | | | | € 1,082.78 |
| | | | € 5,303.42 | | | | \$ 4,338.98 |
| 33 | Iceland | | | | | | € 5,303.42 |
| | | € 68,700.68 | | | | | \$ - |
| 34 | Kiribati | | \$ 1,765.31 | \$ 1,765.31 | | | € 68,700.68 |
| | | | | | | | \$ 3,530.62 |
| 35 | Libyan Arab Jamahiriya | | \$ 109,961.11 | | | | € - |
| | | | | | | | \$ 109,961.11 |
| 36 | Mauritania | \$ 2,169.49 | \$ 1,765.31 | \$ 1,765.31 | | | € - |
| | | € 1,856.77 | € 1,767.81 | € 1,767.81 | | | \$ 5,700.11 |
| 37 | Micronesia (Federated States of) | | | | | | € 5,392.39 |
| | | € 1,856.77 | € 1,767.81 | € 1,270.84 | | | \$ - |
| 38 | Montenegro | \$ 2,009.46 | | | | | € 4,895.42 |
| | | | | | | | \$ 2,009.46 |
| 39 | Myanmar | | | | | | € - |
| | | € 163.97 | € 1,612.00 | € 79.52 | | | \$ - |
| 40 | Nauru | \$ 2,169.49 | \$ 1,765.31 | \$ 1,765.31 | \$ 1,694.01 | \$ 8,948.51 | € 1,855.49 |
| | | € 1,856.77 | € 1,767.81 | € 1,767.81 | € 1,744.56 | € 1,744.56 | \$ 16,342.63 |
| | | | | | | | € 8,881.51 |

Member Nations with Arrears of Contributions as at 10 June 2009

| | Member Nation | Arrears Outstanding | | | | | Total Arrears |
|------------------------------------|-----------------|---------------------|-----------------|-----------------|-----------------|------------------|------------------|
| | | 2008 | 2007 | 2006 | 2005 | Prior | |
| 41 | Nicaragua | \$ 4,338.98 | \$ 1,765.31 | | | | \$ 6,104.29 |
| | | € 3,713.55 | € 1,767.81 | € 1,767.81 | € 1,744.56 | € 579.75 | € 9,573.48 |
| 42 | Niger | | \$ 1,765.31 | | | | \$ 1,765.31 |
| | | | | | | | € - |
| 43 | Nigeria | \$ 28,488.17 | | | | | \$ 28,488.17 |
| | | € 17,475.95 | | | | | € 17,475.95 |
| 44 | Pakistan | | | | | | \$ - |
| | | € 2,440.68 | | | | | € 2,440.68 |
| 45 | Palau | \$ 2,169.49 | \$ 1,765.31 | \$ 1,765.31 | \$ 1,694.01 | \$ 1,094.01 | \$ 8,488.13 |
| | | € 1,856.77 | € 1,767.81 | € 1,767.81 | € 1,744.56 | € 1,744.56 | € 8,881.51 |
| 46 | Paraguay | | | | | | \$ - |
| | | € 9,283.88 | € 21,213.66 | € 21,213.66 | € 28,052.44 | € 27,502.95 | € 107,266.59 |
| 47 | Philippines | | | | | | \$ - |
| | | € 144,828.45 | € 7,601.48 | | | | € 152,429.93 |
| 48 | Sierra Leone | \$ 2,169.49 | \$ 1,765.31 | \$ 1,765.31 | \$ 1,694.01 | \$ 89,648.46 | \$ 97,042.58 |
| | | € 1,856.77 | € 1,767.81 | € 1,767.81 | € 1,744.56 | € 1,744.56 | € 8,881.51 |
| 49 | Solomon Islands | | | | \$ 1,694.01 | \$ 34,061.70 | \$ 35,755.71 |
| | | | | | € 1,744.56 | € 1,744.56 | € 3,489.12 |
| 50 | Tajikistan | \$ 2,169.49 | | | | \$ 141,952.07 | \$ 144,121.56 |
| | | € 1,856.77 | € 1,767.81 | € 834.80 | | | € 4,459.38 |
| 51 | Timor-Leste | | | | | | \$ - |
| | | € 1,856.77 | € 1,767.81 | | | | € 3,624.58 |
| 52 | Tunisia | | | | | | \$ - |
| | | € 620.63 | | | | | € 620.63 |
| 53 | Uzbekistan | | \$ 24,714.34 | | | | \$ 24,714.34 |
| | | | € 24,749.27 | | | | € 24,749.27 |
| 54 | Vanuatu | \$ 2,169.49 | | | | | \$ 2,169.49 |
| | | € 1,856.77 | | | | | € 1,856.77 |
| Arrears less than \$250,000 | | \$ 268,964.66 | \$ 155,859.17 | \$ 17,653.10 | \$ 16,973.96 | \$ 595,004.01 | \$ 1,054,454.90 |
| | | € 430,180.45 | € 167,285.65 | € 111,320.61 | € 64,096.10 | € 45,563.17 | € 818,445.98 |
| Total of all Member Nations | | \$ 1,850,762.06 | \$ 3,534,423.89 | \$ 4,774,432.07 | \$ 2,099,190.65 | \$ 30,124,202.44 | \$ 42,383,011.11 |
| | | € 23,741,674.58 | € 3,802,246.76 | € 6,751,005.59 | € 1,727,155.42 | € 341,771.18 | € 36,363,853.53 |

Arrears paid in full during Calendar Year 2009 as at 10 June 2009

| No | Member Nation | Arrears Paid USD | Arrears Paid EUR |
|------------------------------------|---------------------------------------|-------------------------|-----------------------|
| 1 | Azerbaijan | \$ 125,682.25 | € 444.85 |
| 2 | Benin | \$ - | € 1,789.22 |
| 3 | Bulgaria | \$ 43,389.80 | € - |
| 4 | Cape Verde | \$ 3,934.80 | € 3,624.58 |
| 5 | Democratic People's Republic of Korea | \$ - | € 12,997.43 |
| 6 | Ecuador | \$ - | € 4,428.22 |
| 7 | Eritrea | \$ 2,169.49 | € 1,856.77 |
| 8 | Ghana | \$ 1,616.72 | € 355.88 |
| 9 | Iran, Islamic Republic of | \$ 675,794.72 | € 618,924.88 |
| 10 | Mexico | \$ 5,182,877.18 | € 8,478,752.52 |
| 11 | Moldova | \$ 110,000.00 | € - |
| 12 | Republic of Korea | \$ 4,738,166.16 | € - |
| 13 | Seychelles | \$ 14,608.45 | € 701.31 |
| 14 | Saint Vincent and the Grenadines | \$ 2,169.49 | € 1,856.77 |
| 15 | Suriname | \$ 2,169.49 | € 1,856.77 |
| 16 | Swaziland | \$ 4,338.98 | € - |
| 17 | Trinidad and Tobago | \$ 2,000.00 | € - |
| 18 | Uganda | \$ - | € 477.11 |
| 19 | Yemen | \$ 1,712.28 | € 227.28 |
| Total of all Member Nations | | \$ 10,910,629.81 | € 9,128,293.59 |

Arrears paid in part during Calendar Year 2009 as at 10 June 2009

| No | Member Nation | Arrears Paid USD | Arrears Paid EUR | Remaining Balance USD | Remaining Balance EUR |
|------------------------------------|-----------------------------------|-------------------------|------------------------|-------------------------|------------------------|
| 1 | Bolivia (Estado Plurinacional de) | \$ 55,636.29 | € - | \$ 20,070.17 | € 12,201.61 |
| 2 | Burundi | \$ 8,392.53 | € - | \$ 21,863.58 | € 2,341.58 |
| 3 | Costa Rica | \$ 160,334.84 | € 54,373.43 | \$ - | € 184,778.39 |
| 4 | Cuba | \$ 83,000.00 | € - | \$ 189,499.74 | € 182,135.00 |
| 5 | Georgia | \$ 20,000.00 | € - | \$ 1,217,323.08 | € - |
| 6 | Guyana | \$ - | € 773.99 | \$ - | € 1,082.78 |
| 7 | Kyrgyzstan | \$ 2,169.49 | € - | \$ 870,801.26 | € 8,881.51 |
| 8 | Liberia | \$ 4,588.99 | € - | \$ 293,798.25 | € 8,881.51 |
| 9 | Libyan Arab Jamahiriya | \$ 134,508.38 | € 115,120.05 | \$ 109,961.11 | € - |
| 10 | Montenegro | \$ 601.36 | € - | \$ 2,009.46 | € - |
| 11 | Myanmar | \$ 10,847.45 | € 9,119.91 | \$ - | € 1,855.49 |
| 12 | Nigeria | \$ - | € 42,346.74 | \$ 28,488.17 | € 17,475.95 |
| 13 | Pakistan | \$ 262.41 | € 107,109.05 | \$ - | € 2,440.68 |
| 14 | Philippines | \$ - | € 105,134.70 | \$ - | € 152,429.93 |
| 15 | Timor-Leste | \$ 3,934.80 | € - | \$ - | € 3,624.58 |
| 16 | United States of America | \$ 16,058,634.00 | € 15,680,000.00 | \$ 7,957,942.00 | € 30,237,377.00 |
| Total of all Member Nations | | \$ 16,542,910.54 | € 16,113,977.87 | \$ 10,711,756.82 | € 30,815,506.01 |

Member Nations having made no payment in 2009 against outstanding arrears as at 10 June 2009

| No. | Member Nation | Arrears Outstanding | | | | | Total Arrears |
|-----|----------------------------------|---------------------|--------------|-----------------|-----------------|------------------|------------------|
| | | 2008 | 2007 | 2006 | 2005 | Prior | |
| 1 | Antigua and Barbuda | \$ 4,338.98 | \$ 5,295.93 | \$ 5,295.93 | \$ 3,404.95 | \$ 304,427.98 | \$ 322,763.77 |
| | | € 3,713.55 | € 5,303.42 | € 5,303.42 | € 3,506.55 | € 3,506.55 | € 21,333.49 |
| 2 | Argentina | | | \$ 1,721,177.25 | \$ 1,955,898.17 | \$ 11,136,622.90 | \$ 14,813,698.32 |
| | | | | € 1,723,609.76 | € 1,366,851.31 | | € 3,090,461.07 |
| 3 | Armenia | \$ 75,000.00 | | | | | \$ 75,000.00 |
| 4 | Central African Republic | \$ 2,169.49 | \$ 1,765.31 | \$ 1,765.31 | \$ 1,694.01 | \$ 207,339.13 | \$ 214,733.25 |
| | | € 1,856.77 | € 1,767.81 | € 1,767.81 | € 1,744.56 | € 1,744.56 | € 8,881.51 |
| 5 | Chile | | | | | | |
| | | € 300,797.55 | € 403,059.54 | € 158,362.01 | | | € 862,219.10 |
| 6 | Comoros | \$ 2,169.49 | \$ 1,765.31 | \$ 1,765.31 | \$ 1,694.01 | \$ 269,637.51 | \$ 277,031.63 |
| | | € 1,856.77 | € 1,767.81 | € 1,767.81 | € 1,744.56 | € 1,744.56 | € 8,881.51 |
| 7 | Cook Islands | \$ 2,169.49 | | | | | \$ 2,169.49 |
| | | € 1,856.77 | | | | | € 1,856.77 |
| 8 | Côte d'Ivoire | \$ 19,525.41 | | | | | \$ 19,525.41 |
| | | € 16,710.98 | € 17,678.05 | € 10,289.19 | | | € 44,678.22 |
| 9 | Democratic Republic of the Congo | \$ 6,508.47 | \$ 5,295.93 | \$ 5,295.93 | \$ 6,809.90 | \$ 14,612.00 | \$ 38,522.23 |
| | | € 5,570.33 | € 5,303.42 | € 5,303.42 | € 7,013.11 | € 7,013.11 | € 30,203.39 |
| 10 | Djibouti | \$ 2,169.49 | | | | | \$ 2,169.49 |
| | | € 1,826.77 | | | | | € 1,826.77 |
| 11 | Dominica | | | | | | |
| | | € 1,856.77 | € 1,767.81 | | | | € 3,624.58 |
| 12 | Dominican Republic | \$ 52,067.76 | \$ 63,551.16 | | \$ 33,395.79 | | \$ 149,014.71 |
| | | € 44,562.60 | € 63,640.98 | € 63,640.98 | € 40,316.66 | € 40,316.66 | € 252,477.88 |
| 13 | Equatorial Guinea | \$ 2,902.81 | | | | | \$ 2,902.81 |
| | | € 1,307.96 | | | | | € 1,307.96 |
| 14 | Guatemala | \$ 60,054.24 | | | | | \$ 60,054.24 |
| | | € 59,416.80 | € 4,273.06 | | | | € 63,689.86 |
| 15 | Guinea | \$ 2,169.49 | | | | | \$ 2,169.49 |
| | | € 1,856.77 | € 5,303.42 | € 5,152.55 | | | € 12,312.74 |
| 16 | Guinea-Bissau | \$ 2,169.49 | \$ 1,765.31 | \$ 1,765.31 | \$ 1,694.01 | \$ 97,348.13 | \$ 104,742.25 |
| | | € 1,856.77 | € 1,767.81 | € 1,767.81 | € 1,744.56 | € 1,744.56 | € 8,881.51 |
| 17 | Haiti | \$ 4,338.98 | | | | | \$ 4,338.98 |
| | | | € 5,303.42 | | | | € 5,303.42 |
| 18 | Iceland | | | | | | |
| | | € 68,700.68 | | | | | € 68,700.68 |
| 19 | Iraq | | | | \$ 6,610.79 | \$ 5,469,519.54 | \$ 5,476,130.33 |
| | | € 27,851.63 | | | € 238,410.89 | € 238,410.89 | € 504,673.41 |
| 20 | Kiribati | | \$ 1,765.31 | \$ 1,765.31 | | | \$ 3,530.62 |
| 21 | Mauritania | \$ 2,169.49 | \$ 1,765.31 | \$ 1,765.31 | | | \$ 5,700.11 |
| | | € 1,856.77 | € 1,767.81 | € 1,767.81 | | | € 5,392.39 |
| 22 | Micronesia (Federated States of) | | | | | | |
| | | € 1,856.77 | € 1,767.81 | € 1,270.84 | | | € 4,895.42 |
| 23 | Nauru | \$ 2,169.49 | \$ 1,765.31 | \$ 1,765.31 | \$ 1,694.01 | \$ 8,948.51 | \$ 16,342.63 |
| | | € 1,856.77 | € 1,767.81 | € 1,767.81 | € 1,744.56 | € 1,744.56 | € 8,881.51 |
| 24 | Nicaragua | \$ 4,338.98 | \$ 1,765.31 | | | | \$ 6,104.29 |
| | | € 3,713.55 | € 1,767.81 | € 1,767.81 | € 1,744.56 | € 579.75 | € 9,573.48 |
| 25 | Niger | | \$ 1,765.31 | | | | \$ 1,765.31 |
| 26 | Palau | \$ 2,169.49 | \$ 1,765.31 | \$ 1,765.31 | \$ 1,694.01 | \$ 1,094.01 | \$ 8,488.13 |
| | | € 1,856.77 | € 1,767.81 | € 1,767.81 | € 1,744.56 | € 1,744.56 | € 8,881.51 |

Member Nations having made no payment in 2009 against outstanding arrears as at 10 June 2009

| No. | Member Nation | Arrears Outstanding | | | | | Total Arrears |
|-----|------------------------------------|----------------------|----------------------|------------------------|------------------------|-------------------------|-------------------------|
| | | 2008 | 2007 | 2006 | 2005 | Prior | |
| 27 | Paraguay | € 9,283.88 | € 21,213.66 | € 21,213.66 | € 28,052.44 | € 27,502.95 | € 107,266.59 |
| 28 | Peru | \$ 169,220.22 | \$ 104,185.56 | | | | \$ 273,405.78 |
| | | € 144,828.45 | € 166,173.67 | | | | € 311,002.12 |
| 29 | Sao Tome and Principe | \$ 2,169.49 | \$ 1,765.31 | \$ 1,765.31 | \$ 1,694.01 | \$ 266,858.13 | \$ 274,252.25 |
| | | € 1,856.77 | € 1,767.81 | € 1,767.81 | € 1,744.56 | € 1,744.56 | € 8,881.51 |
| 30 | Sierra Leone | \$ 2,169.49 | \$ 1,765.31 | \$ 1,765.31 | \$ 1,694.01 | \$ 89,648.46 | \$ 97,042.58 |
| | | € 1,856.77 | € 1,767.81 | € 1,767.81 | € 1,744.56 | € 1,744.56 | € 8,881.51 |
| 31 | Solomon Islands | | | | \$ 1,694.01 | \$ 34,061.70 | \$ 35,755.71 |
| | | | | | € 1,744.56 | € 1,744.56 | € 3,489.12 |
| 32 | Somalia | \$ 2,169.49 | \$ 1,765.31 | \$ 1,765.31 | \$ 1,694.01 | \$ 342,762.13 | \$ 350,156.25 |
| | | € 1,856.77 | € 1,767.81 | € 1,767.81 | € 1,744.56 | € 1,744.56 | € 8,881.51 |
| 33 | Tajikistan | \$ 2,169.49 | | | | \$ 141,952.07 | \$ 144,121.56 |
| | | € 1,856.77 | € 1,767.81 | € 834.80 | | | € 4,459.38 |
| 34 | Tunisia | € 620.63 | | | | | € 620.63 |
| 35 | Turkmenistan | \$ 13,016.94 | \$ 8,826.55 | \$ 8,826.55 | \$ 5,098.95 | \$ 421,661.85 | \$ 457,430.84 |
| | | € 11,140.65 | € 8,839.03 | € 8,839.03 | € 5,251.11 | € 5,251.11 | € 39,320.93 |
| 36 | Uzbekistan | | \$ 24,714.34 | | | | \$ 24,714.34 |
| | | | € 24,749.27 | | | | € 24,749.27 |
| 37 | Vanuatu | \$ 2,169.49 | | | | | \$ 2,169.49 |
| | | € 1,856.77 | | | | | € 1,856.77 |
| 38 | Yugoslavia | | | | | \$ 8,405,308.00 | \$ 8,405,308.00 |
| | Total of all Member Nations | \$ 439,516.16 | \$ 231,287.88 | \$ 1,756,483.45 | \$ 2,024,770.63 | \$ 26,944,943.92 | \$ 31,671,254.29 |
| | | € 727,897.56 | € 753,822.47 | € 2,021,497.76 | € 1,706,847.67 | € 338,282.06 | € 5,548,347.52 |

Member Nations with Potential Voting Rights Problems at 10 June 2009

| Member Nation | | Amount in Arrears US\$ | Amount in Arrears Euro | Euro Arrears Converted at Budget Rate into US\$ | Consolidated Arrears Expressed in USD | Contribution Due for Two Preceding years USD | Contribution Due for Two Preceding years EUR | Euro Assessment Converted at Budget Rate into USD | Consolidated Contributions Due for Two Preceding years | Minimum Payment required to Ensure Vote in USD |
|---------------|----------------------------------|---------------------------|---------------------------|---|---|--|--|---|--|--|
| 1 | Antigua and Barbuda | \$ 322,763.77 | € 21,333.49 | \$ 26,018.16 | \$ 348,781.93 | \$ 9,634.91 | € 9,016.97 | \$ 11,361.49 | \$ 20,996.40 | \$ 327,786.52 |
| 2 | Argentina | \$ 14,813,698.32 | € 3,090,461.07 | \$ 3,677,648.67 | \$ 18,491,346.99 | \$ 2,430,600.48 | € 2,330,775.31 | \$ 2,876,840.74 | \$ 5,307,441.22 | \$ 13,183,906.78 |
| 3 | Armenia | \$ 75,000.00 | € - | \$ - | \$ 75,000.00 | \$ 7,869.60 | € 7,249.16 | \$ 9,257.80 | \$ 17,127.40 | \$ 57,873.60 |
| 4 | Burundi | \$ 21,863.58 | € 2,341.58 | \$ 3,184.55 | \$ 25,048.13 | \$ 3,934.80 | € 3,624.58 | \$ 4,628.90 | \$ 8,563.70 | \$ 16,485.43 |
| 5 | Central African Republic | \$ 214,733.25 | € 8,881.51 | \$ 10,884.65 | \$ 225,617.90 | \$ 3,934.80 | € 3,624.58 | \$ 4,628.90 | \$ 8,563.70 | \$ 217,055.20 |
| 6 | Comoros | \$ 277,031.63 | € 8,881.51 | \$ 10,884.65 | \$ 287,916.28 | \$ 3,934.80 | € 3,624.58 | \$ 4,628.90 | \$ 8,563.70 | \$ 279,353.58 |
| 7 | Democratic Republic of the Congo | \$ 38,522.23 | € 30,203.39 | \$ 36,888.99 | \$ 75,411.22 | \$ 11,804.40 | € 10,873.75 | \$ 13,886.71 | \$ 25,691.11 | \$ 49,721.11 |
| 8 | Dominican Republic | \$ 149,014.71 | € 252,477.88 | \$ 308,024.32 | \$ 457,039.03 | \$ 115,618.92 | € 108,203.58 | \$ 136,337.90 | \$ 251,956.82 | \$ 205,083.21 |
| 9 | Georgia | \$ 1,217,323.08 | € - | \$ - | \$ 1,217,323.08 | \$ 11,804.40 | € 10,873.75 | \$ 13,886.71 | \$ 25,691.11 | \$ 1,191,632.97 |
| 10 | Guinea | \$ 2,169.49 | € 12,312.74 | \$ 14,967.81 | \$ 17,137.30 | \$ 7,465.42 | € 7,160.19 | \$ 8,836.27 | \$ 16,301.69 | \$ 836.61 |
| 11 | Guinea-Bissau | \$ 104,742.25 | € 8,881.51 | \$ 10,884.65 | \$ 115,626.90 | \$ 3,934.80 | € 3,624.58 | \$ 4,628.90 | \$ 8,563.70 | \$ 107,064.20 |
| 12 | Iraq | \$ 5,476,130.33 | € 504,673.41 | \$ 605,296.14 | \$ 6,081,426.47 | \$ 60,787.31 | € 56,136.51 | \$ 71,537.22 | \$ 132,324.53 | \$ 5,949,102.93 |
| 13 | Kyrgyzstan | \$ 870,801.26 | € 8,881.51 | \$ 10,884.65 | \$ 881,685.91 | \$ 3,934.80 | € 3,624.58 | \$ 4,628.90 | \$ 8,563.70 | \$ 873,123.21 |
| 14 | Liberia | \$ 293,798.25 | € 8,881.51 | \$ 10,884.65 | \$ 304,682.90 | \$ 3,934.80 | € 3,624.58 | \$ 4,628.90 | \$ 8,563.70 | \$ 296,120.20 |
| 15 | Mauritania | \$ 5,700.11 | € 5,392.39 | \$ 6,732.60 | \$ 12,432.71 | \$ 3,934.80 | € 3,624.58 | \$ 4,628.90 | \$ 8,563.70 | \$ 3,870.01 |
| 16 | Nauru | \$ 16,342.63 | € 8,881.51 | \$ 10,884.65 | \$ 27,227.28 | \$ 3,934.80 | € 3,624.58 | \$ 4,628.90 | \$ 8,563.70 | \$ 18,664.58 |
| 17 | Nicaragua | \$ 6,104.29 | € 9,573.48 | \$ 12,023.74 | \$ 18,128.03 | \$ 6,104.29 | € 5,481.36 | \$ 7,154.12 | \$ 13,258.41 | \$ 4,870.63 |
| 18 | Palau | \$ 8,488.13 | € 8,881.51 | \$ 10,884.65 | \$ 19,372.78 | \$ 3,934.80 | € 3,624.58 | \$ 4,628.90 | \$ 8,563.70 | \$ 10,810.08 |
| 19 | Paraguay | \$ - | € 107,266.59 | \$ 129,225.50 | \$ 129,225.50 | \$ 32,031.17 | € 30,497.54 | \$ 37,870.33 | \$ 69,901.50 | \$ 59,325.00 |
| 20 | Sao Tome and Principe | \$ 274,252.25 | € 8,881.51 | \$ 10,884.65 | \$ 285,136.90 | \$ 3,934.80 | € 3,624.58 | \$ 4,628.90 | \$ 8,563.70 | \$ 276,574.20 |
| 21 | Sierra Leone | \$ 97,042.58 | € 8,881.51 | \$ 10,884.65 | \$ 107,927.23 | \$ 3,934.80 | € 3,624.58 | \$ 4,628.90 | \$ 8,563.70 | \$ 99,364.53 |
| 22 | Solomon Islands | \$ 35,755.71 | € 3,489.12 | \$ 4,152.05 | \$ 39,907.76 | \$ 3,934.80 | € 3,624.58 | \$ 4,628.90 | \$ 8,563.70 | \$ 31,345.07 |
| 23 | Somalia | \$ 350,156.25 | € 8,881.51 | \$ 10,884.65 | \$ 361,040.90 | \$ 3,934.80 | € 3,624.58 | \$ 4,628.90 | \$ 8,563.70 | \$ 352,478.20 |
| 24 | Tajikistan | \$ 144,121.56 | € 4,459.38 | \$ 5,622.31 | \$ 149,743.87 | \$ 3,934.80 | € 3,624.58 | \$ 4,628.90 | \$ 8,563.70 | \$ 141,181.18 |
| 25 | Turkmenistan | \$ 457,430.84 | € 39,320.93 | \$ 48,685.82 | \$ 506,116.66 | \$ 21,843.49 | € 19,979.68 | \$ 25,669.72 | \$ 47,513.21 | \$ 458,604.44 |
| | | \$ 25,272,986.50 | € 4,172,120.55 | \$ 4,987,317.14 | \$ 30,260,303.64 | \$ 2,770,651.59 | € 2,646,991.82 | \$ 3,277,443.56 | \$ 6,048,095.15 | \$ 24,212,233.49 |


Current Assessments Received/Unpaid 2004-2009 (millions of USD and EUR)

Germany

| | Rate | Year | Assessed | Jan | Feb | Mar | Apr | May | Jun | Jul | Aug | Sep | Oct | Nov | Dec | Unpaid at period end |
|----------------|--------|----------|----------|-------|-------|-------|------|-------|------|-----|-----|-----|-----|-----|-------|----------------------|
| | | | | | | | | | | | | | | | | |
| United Kingdom | 6.675% | 2009 EUR | 12.39 | | | | | 12.39 | | | | | | | | - |
| | | 2009 USD | 14.48 | | 0.20 | | | 14.28 | | | | | | | | - |
| | 6.675% | 2008 EUR | 12.39 | | | | | 12.39 | | | | | | | | - |
| | | 2008 USD | 14.48 | | 2.34 | | | 12.14 | | | | | | | | - |
| | 6.250% | 2007 EUR | 11.05 | | | | | 11.05 | | | | | | | | - |
| | | 2007 USD | 11.03 | | 0.97 | | | 10.06 | | | | | | | | - |
| | 6.250% | 2006 EUR | 11.05 | | | | | | | | | | | | 11.05 | - |
| | | 2006 USD | 11.03 | | | | | | | | | | | | 11.03 | - |
| | 5.563% | 2005 EUR | 9.70 | | | | | 9.70 | | | | | | | | - |
| | | 2005 USD | 9.43 | | 5.03 | | | 4.40 | | | | | | | | - |
| France | 5.563% | 2004 EUR | 9.70 | | | | | | 9.70 | | | | | | | - |
| | | 2004 USD | 9.43 | 2.38 | | | | | 7.05 | | | | | | | - |
| | 6.332% | 2009 EUR | 11.76 | | 11.76 | | | | | | | | | | | |
| | | 2009 USD | 13.74 | | 13.74 | | | | | | | | | | | |
| | 6.332% | 2008 EUR | 11.76 | | 11.76 | | | | | | | | | | | - |
| | | 2008 USD | 13.74 | | 13.74 | | | | | | | | | | | - |
| | 6.151% | 2007 EUR | 10.87 | | | 10.87 | | | | | | | | | | - |
| | | 2007 USD | 10.86 | | | 10.86 | | | | | | | | | | - |
| | 6.151% | 2006 EUR | 10.87 | | 10.87 | | | | | | | | | | | - |
| | | 2006 USD | 10.86 | | | 10.86 | | | | | | | | | | - |
| Italy | 6.498% | 2005 EUR | 11.34 | 11.34 | | | | | | | | | | | | - |
| | | 2005 USD | 11.01 | 11.01 | | | | | | | | | | | | - |
| | 6.498% | 2004 EUR | 11.34 | | 11.34 | | | | | | | | | | | - |
| | | 2004 USD | 11.01 | | 11.01 | | | | | | | | | | | - |
| | 5.104% | 2009 EUR | 9.48 | | | | | | | | | | | | | |
| | | 2009 USD | 11.07 | | | | | | | | | | | | | |
| | 5.104% | 2008 EUR | 9.48 | | | 9.48 | | | | | | | | | | - |
| | | 2008 USD | 11.07 | | | 11.07 | | | | | | | | | | - |
| | 4.983% | 2007 EUR | 8.81 | | | | | | 8.81 | | | | | | | - |
| | | 2007 USD | 8.80 | | | | | | 8.80 | | | | | | | - |
| | 4.983% | 2006 EUR | 8.81 | | 8.81 | | | | | | | | | | | - |
| | | 2006 USD | 8.80 | | | 8.80 | | | | | | | | | | - |
| | 5.089% | 2005 EUR | 8.88 | | | | 8.88 | | | | | | | | | - |
| | | 2005 USD | 8.62 | | | | 8.62 | | | | | | | | | - |
| | 5.089% | 2004 EUR | 8.88 | | | | | | 8.88 | | | | | | | - |
| | | 2004 USD | 8.62 | | | | | | 8.62 | | | | | | | - |

| | Rate | Year | Assessed | Jan | Feb | Mar | Apr | May | Jun | Jul | Aug | Sep | Oct | Nov | Dec | Unpaid at period end |
|--------|--------|----------|----------|------|------|-----|------|------|------|------|------|------|------|------|-----|----------------------|
| | | | | | | | | | | | | | | | | |
| Canada | 2.992% | 2009 EUR | 5.56 | 5.56 | | | | | | | | | | | | - |
| | | 2009 USD | 6.49 | 6.49 | | | | | | | | | | | | - |
| | 2.992% | 2008 EUR | 5.56 | 5.56 | | | | | | | | | | | | - |
| | | 2008 USD | 6.49 | 6.49 | | | | | | | | | | | | - |
| | 2.869% | 2007 EUR | 5.07 | | 5.07 | | | | | | | | | | | - |
| | | 2007 USD | 5.06 | | 5.06 | | | | | | | | | | | - |
| | 2.869% | 2006 EUR | 5.07 | 5.07 | | | | | | | | | | | | - |
| | | 2006 USD | 5.06 | 5.06 | | | | | | | | | | | | - |
| | 2.570% | 2005 EUR | 4.48 | 4.48 | | | | | | | | | | | | - |
| | | 2005 USD | 4.35 | 4.35 | | | | | | | | | | | | - |
| Spain | 2.570% | 2004 EUR | 4.48 | 4.48 | | | | | | | | | | | | - |
| | | 2004 USD | 4.35 | 4.35 | | | | | | | | | | | | - |
| | 2.983% | 2009 EUR | 5.54 | | | | | | | | | | | | | - |
| | | 2009 USD | 6.47 | | | | | | | | | | | | | - |
| | 2.983% | 2008 EUR | 5.54 | | | | 5.54 | | | | | | | | | - |
| | | 2008 USD | 6.47 | | | | 6.47 | | | | | | | | | - |
| | 2.571% | 2007 EUR | 4.55 | | | | | | | 4.55 | | | | | | - |
| | | 2007 USD | 4.54 | | | | | | | 4.54 | | | | | | - |
| | 2.571% | 2006 EUR | 4.55 | | 4.55 | | | | | | | | | | | - |
| | | 2006 USD | 4.54 | | | | 4.54 | | | | | | | | | - |
| China | 2.531% | 2005 EUR | 4.42 | | | | | | 4.42 | | | | | | | - |
| | | 2005 USD | 4.29 | | | | | | 4.29 | | | | | | | - |
| | 2.531% | 2004 EUR | 4.42 | | | | 4.42 | | | | | | | | | - |
| | | 2004 USD | 4.29 | | | | 4.29 | | | | | | | | | - |
| | 2.680% | 2009 EUR | 4.98 | | | | | 4.98 | | | | | | | | - |
| | | 2009 USD | 5.81 | | | | | 5.81 | | | | | | | | - |
| | 2.680% | 2008 EUR | 4.98 | | | | | | | 2.40 | | | | 2.58 | | - |
| | | 2008 USD | 5.81 | | | | | 5.81 | | | | | | | | - |
| | 2.094% | 2007 EUR | 3.70 | | | | | | | 3.40 | | 0.30 | | | | - |
| | | 2007 USD | 3.70 | | | | | | | | | 2.00 | | 1.70 | | - |
| | 2.094% | 2006 EUR | 3.70 | | | | | | | | | | 3.55 | 0.15 | | - |
| | | 2006 USD | 3.70 | | | | | | | 3.70 | | | | | | - |
| | 1.539% | 2005 EUR | 2.69 | | | | | | | | | | | 2.69 | | - |
| | | 2005 USD | 2.61 | | | | | | | | 2.61 | | | | | - |
| | 1.539% | 2004 EUR | 2.69 | | | | | | | | | | | 2.48 | | 0.21 |
| | | 2004 USD | 2.61 | | | | | | | | | | 2.61 | | | - |

| | Rate | Year | Assessed | Jan | Feb | Mar | Apr | May | Jun | Jul | Aug | Sep | Oct | Nov | Dec | Unpaid at period end |
|--------------------|--------|----------|----------|------|------|------|-----|-----|-----|------|------|------|-----|-----|-----|----------------------|
| | | | | | | | | | | | | | | | | |
| Australia | 1.796% | 2009 EUR | 3.33 | | | | | | | | | | | | | |
| | | 2009 USD | 3.90 | | | | | | | | | | | | | |
| | 1.796% | 2008 EUR | 3.33 | | | | | | | | | 3.33 | | | | - |
| | | 2008 USD | 3.90 | | | | | | | | 3.90 | | | | | - |
| | 1.624% | 2007 EUR | 2.87 | | | | | | | | 2.87 | | | | | - |
| | | 2007 USD | 2.87 | | | | | | | | 2.87 | | | | | - |
| | 1.624% | 2006 EUR | 2.87 | | | | | | | | 2.87 | | | | | - |
| | | 2006 USD | 2.87 | | | | | | | 2.87 | | | | | | - |
| | 1.635% | 2005 EUR | 2.85 | | | | | | | | 2.85 | | | | | - |
| | | 2005 USD | 2.77 | | | | | | | | 2.77 | | | | | - |
| Switzerland | 1.222% | 2009 EUR | 2.27 | | 2.27 | | | | | | | | | | | - |
| | | 2009 USD | 2.65 | | 2.65 | | | | | | | | | | | - |
| | 1.222% | 2008 EUR | 2.27 | | 2.14 | | | | | | 0.13 | | | | | - |
| | | 2008 USD | 2.65 | | 2.24 | | | | | | | 0.41 | | | | - |
| | 1.221% | 2007 EUR | 2.16 | | 2.16 | | | | | | | | | | | - |
| | | 2007 USD | 2.16 | | 2.16 | | | | | | | | | | | - |
| | 1.221% | 2006 EUR | 2.16 | | | 2.16 | | | | | | | | | | - |
| | | 2006 USD | 2.16 | | | 2.16 | | | | | | | | | | - |
| | 1.280% | 2005 EUR | 2.23 | | | 2.23 | | | | | | | | | | - |
| | | 2005 USD | 2.17 | | | 2.17 | | | | | | | | | | - |
| Russian Federation | 1.280% | 2004 EUR | 2.23 | | 2.23 | | | | | | | | | | | - |
| | | 2004 USD | 2.17 | 0.01 | 2.16 | | | | | | | | | | | - |
| | 1.206% | 2009 EUR | 2.24 | 2.24 | | | | | | | | | | | | - |
| | | 2009 USD | 2.62 | 2.62 | | | | | | | | | | | | - |
| | 1.206% | 2008 EUR | 2.24 | | 2.24 | | | | | | | | | | | - |
| | | 2008 USD | 2.62 | | 2.62 | | | | | | | | | | | - |
| | 1.106% | 2007 EUR | 1.96 | | | 1.96 | | | | | | | | | | - |
| | | 2007 USD | 1.95 | | | 1.95 | | | | | | | | | | - |
| | 1.106% | 2006 EUR | 1.47 | | | | | | | | 1.47 | | | | | - |
| | | 2006 USD | 1.46 | | | | | | | | 1.46 | | | | | - |

|  Food and Agriculture Organization of the United Nations Regular Programme Contributions Largest 25 Contributors Status as at: 10 June 2009 | | | | | | | | | |
|---|-----------------|-----------------------------------|----------------|------------------------------|---------------|-----------------------|---------------|----------------|----------------|
| Member Nations | Assessment Rate | Amounts received year to date (*) | | Contributions Outstanding | | | | | |
| | | | | Relating to 2009 Assessments | | Arrears: 2008 & prior | | Total | |
| | | US\$ | €uro | US\$ | €uro | US\$ | €uro | US\$ | €uro |
| 1 United States of America | 22.000% | 16,058,634.00 | 15,680,000.00 | 53,528,780.00 | 40,849,050.00 | 7,957,942.00 | 30,237,377.00 | 61,486,722.00 | 71,086,427.00 |
| 2 Japan | 16.706% | 36,243,499.94 | 31,019,283.15 | - | - | - | - | - | - |
| 3 Germany | 8.619% | 18,698,834.31 | - | - | 16,003,543.73 | - | - | - | 16,003,543.73 |
| 4 United Kingdom | 6.675% | 14,481,345.75 | 12,393,973.13 | - | - | - | - | - | - |
| 5 France | 6.332% | 13,737,210.68 | 11,757,099.30 | - | - | - | - | - | - |
| 6 Italy | 5.104% | - | - | 11,073,076.96 | 9,476,979.60 | - | - | 11,073,076.96 | 9,476,979.60 |
| 7 Canada | 2.992% | 6,491,114.08 | 5,555,470.80 | - | - | - | - | - | - |
| 8 Spain | 2.983% | - | - | 6,471,588.67 | 5,538,759.83 | - | - | 6,471,588.67 | 5,538,759.83 |
| 9 China | 2.680% | 5,814,233.20 | 4,976,157.00 | - | - | - | - | - | - |
| 10 Mexico | 2.268% | 10,103,280.50 | 8,736,477.42 | - | 3,953,440.80 | - | - | - | 3,953,440.80 |
| 11 Korea, Republic of | 2.184% | 4,738,166.16 | - | 4,738,166.16 | 4,055,196.60 | - | - | 4,738,166.16 | 4,055,196.60 |
| 12 Netherlands | 1.882% | - | 3,494,450.55 | 4,082,980.18 | - | - | - | 4,082,980.18 | - |
| 13 Australia | 1.796% | - | - | 3,896,404.04 | 3,334,767.90 | - | - | 3,896,404.04 | 3,334,767.90 |
| 14 Switzerland | 1.222% | 2,651,116.78 | 2,268,979.05 | - | - | - | - | - | - |
| 15 Russian Federation | 1.206% | 2,616,404.94 | 2,239,270.65 | - | - | - | - | - | - |
| 16 Belgium | 1.108% | 2,403,794.92 | 2,057,306.70 | - | - | - | - | - | - |
| 17 Sweden | 1.076% | 2,334,371.24 | 1,997,889.90 | - | - | - | - | - | - |
| 18 Austria | 0.891% | - | - | 1,933,015.59 | 1,654,386.53 | - | - | 1,933,015.59 | 1,654,386.53 |
| 19 Brazil | 0.880% | 1,909,151.20 | 1,533,597.35 | - | 100,364.65 | - | - | - | 100,364.65 |
| 20 Norway | 0.786% | - | - | 1,705,219.14 | 1,459,425.15 | - | - | 1,705,219.14 | 1,459,425.15 |
| 21 Saudi Arabia | 0.752% | 1,631,456.48 | 1,396,294.80 | - | - | - | - | - | - |
| 22 Denmark | 0.743% | 1,611,931.07 | 1,379,583.83 | - | - | - | - | - | - |
| 23 Greece | 0.599% | 1,299,524.51 | 1,112,208.23 | - | - | - | - | - | - |
| 24 Finland | 0.567% | 1,230,100.83 | 1,052,791.43 | - | - | - | - | - | - |
| 25 Portugal | 0.530% | 1,149,829.70 | 984,090.75 | - | - | - | - | - | - |
| Total Largest 25 Contributors | 92.581% | 145,204,000.29 | 109,634,924.04 | 87,429,230.74 | 86,425,914.79 | 7,957,942.00 | 30,237,377.00 | 95,387,172.74 | 116,663,291.79 |
| All other Member Nations | 7.419% | 11,645,318.39 | 8,776,530.70 | 5,923,990.93 | 6,082,401.93 | 34,425,069.11 | 6,126,476.53 | 40,349,060.04 | 12,208,878.46 |
| Total | 100.000% | 156,849,318.68 | 118,411,454.74 | 93,353,221.67 | 92,508,316.72 | 42,383,011.11 | 36,363,853.53 | 135,736,232.78 | 128,872,170.25 |

(*) includes advances from 2008