



منظمة الأغذية  
والزراعة  
للأمم المتحدة

联合国  
粮食及  
农业组织

Food  
and  
Agriculture  
Organization  
of  
the  
United  
Nations

Organisation  
des  
Nations  
Unies  
pour  
l'alimentation  
et  
l'agriculture

Продовольственная и  
сельскохозяйственная  
организация  
Объединенных  
Наций

Organización  
de las  
Naciones  
Unidas  
para la  
Agricultura  
y la  
Alimentación

## CONFERENCE

### Thirty-Sixth Session

**Rome, 18 – 23 November 2009**

### Status of Contributions at 12 November 2009

This document presents the Status of Contributions to the Regular Programme as at 12 November 2009 showing receipts on current assessments and arrears presented as follows:

Appendix A – Summary status of contributions to the Regular Programme as at 12 November 2009;

Appendix B – Regular Programme Contributions as at 12 November 2009;

Appendix C – Member Nations with Arrears of Contributions as at 12 November 2009;

Appendix D – Arrears paid in full during Calendar Year 2009 as at 12 November 2009;

Appendix E – Arrears paid in part during Calendar Year 2009 as at 12 November 2009;

Appendix F – Member Nations having made no payment in 2009 against outstanding arrears as at 12 November 2009;

Appendix G – Member Nations with Potential Voting Rights Problems as at 12 November 2009;

Appendix H - Payment patterns of largest 15 contributors;

Appendix I - Largest 25 Contributors as at 12 November 2009.

---

**APPENDIX A**


---

**Summary Status of Contributions to the Regular Programme<sup>a b</sup>**

		<b>2009</b>	<b>2008</b> (for comparison)
<b>1.</b>	<b>Amounts outstanding on 1 January</b>		
	Current Assessments <sup>c</sup>	USD 222,749,000.00 EUR 185,677,500.00	USD 222,749,000.00 EUR 185,677,500.00
	Contributions in arrears <sup>d</sup>	USD 69,836,551.46 EUR 61,606,124.99	USD 60,875,717.64 EUR 32,842,389.43
	<b>Total</b>	<b>USD 292,585,551.46</b> <b>EUR 247,283,624.99</b>	<b>USD 283,624,717.64</b> <b>EUR 218,519,889.43</b>
<b>2.</b>	<b>Receipts 1 January to 12 November</b>		
	Current Assessments	USD 159,853,767.21 EUR 133,531,052.66	USD 156,970,159.34 EUR 134,559,360.94
	Contributions in arrears	USD 47,799,863.39 EUR 57,400,282.28	USD 12,060,119.52 EUR 5,057,447.24
	<b>Total</b>	<b>USD 207,653,630.60</b> <b>EUR 190,931,334.94</b>	<b>USD 169,030,278.86</b> <b>EUR 139,616,808.18</b>
<b>3.</b>	<b>Amounts outstanding at 12 November</b>		
	Current Assessments	USD 62,895,232.79 EUR 52,146,447.34	USD 65,778,840.66 EUR 51,118,139.06
	Contributions in arrears	USD 22,036,688.07 EUR 4,205,842.71	USD 48,815,598.12 EUR 27,784,942.19
	<b>Total</b>	<b>USD 84,931,920.86</b> <b>EUR 56,352,290.05</b>	<b>USD 114,594,438.78</b> <b>EUR 78,903,081.25</b>
	<b><u>Instalments due in future Years</u></b>	USD 2,438,593.11 EUR 6,549.44	USD 4,051,533.13 EUR 9,592.33
	<b><u>Total Outstanding</u></b>	<b>USD 87,370,513.97</b> <b>EUR 56,358,839.49</b>	<b>USD 118,645,971.91</b> <b>EUR 78,912,673.58</b>

---

<sup>a</sup> Appendix B sets out full details of receipts during 2009.

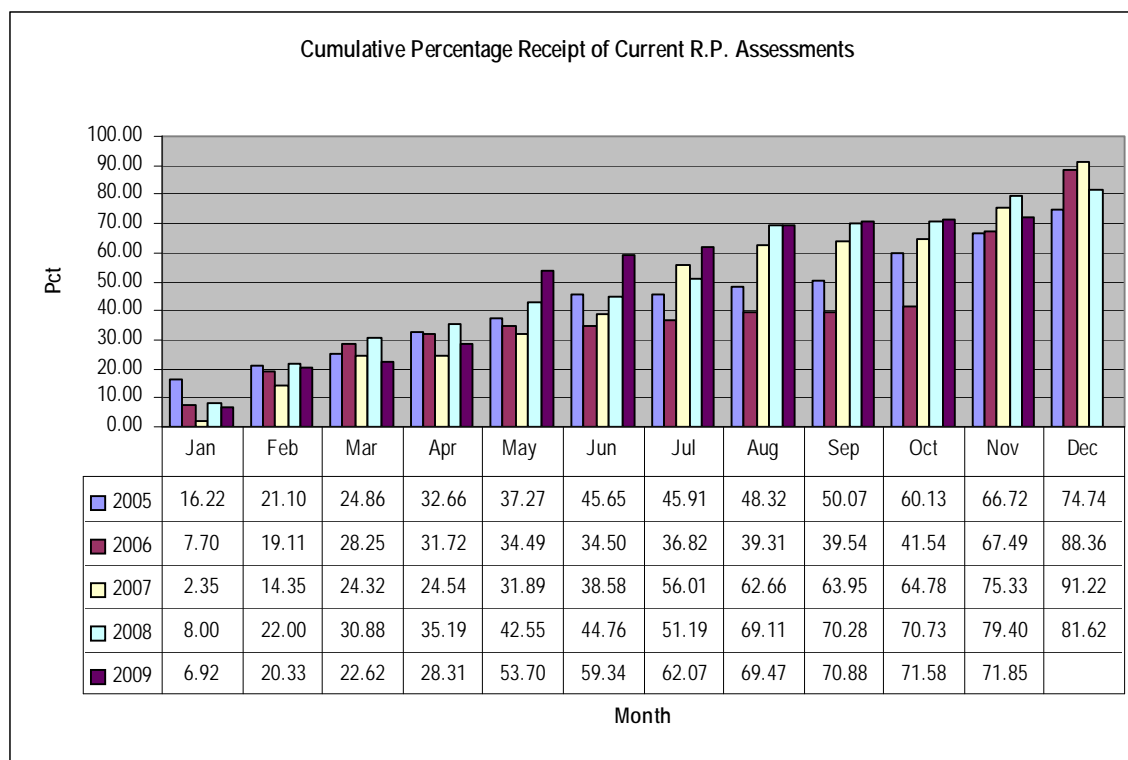
<sup>b</sup> Contributions in arrears include amounts due under Conference authorized instalment plans.

<sup>c</sup> Of which USD5,800,000 relates to the Tax Equalization Fund for 2009 and USD5,800,000 for 2008.

<sup>d</sup> Contributions in arrears at 1 January includes the previous year end balance carried forward plus arrears instalments due 1 January, less any new instalment plans approved by the Conference and New Member contributions where applicable.

### Current Assessments

4. The following statistics show the cumulative percentage receipts of current assessments over the past five years.



Receipt figures are the aggregate of USD and EUR receipts. All figures are at month end except November which is at 12 November 2009.

5. The position of the 2009 assessments of Member Nations at 12 November 2009, compared to the same date during the four preceding years was as follows:

### Number of Member Nations

	<u>2009</u> <u>USD</u>	<u>2009</u> <u>EUR</u>	<u>2008</u> <u>USD</u>	<u>2008</u> <u>EUR</u>	<u>2007</u> <u>USD</u>	<u>2007</u> <u>EUR</u>	<u>2006</u> <u>USD</u>	<u>2006</u> <u>EUR</u>	<u>2005</u> <u>USD</u>	<u>2005</u> <u>EUR</u>
<u>Paid in full</u>	<b>140</b>	<b>127</b>	<b>137</b>	<b>126</b>	<b>135</b>	<b>123</b>	<b>120</b>	<b>99</b>	<b>115</b>	<b>104</b>
<u>Part paid</u>	6	15	8	8	8	14	13	23	13	15
<u>No payment</u>	<u>45</u>	<u>49</u>	<u>46</u>	<u>57</u>	<u>45</u>	<u>51</u>	<u>55</u>	<u>66</u>	<u>59</u>	<u>68</u>
<b>Total</b>	<b><u>191</u></b>	<b><u>191</u></b>	<b><u>191</u></b>	<b><u>191</u></b>	<b><u>188</u></b>	<b><u>188</u></b>	<b><u>188</u></b>	<b><u>188</u></b>	<b><u>187</u></b>	<b><u>187</u></b>

### *Contributions in Arrears*

6. The position of Member Nations with arrears of contributions at 12 November 2009 was as follows:

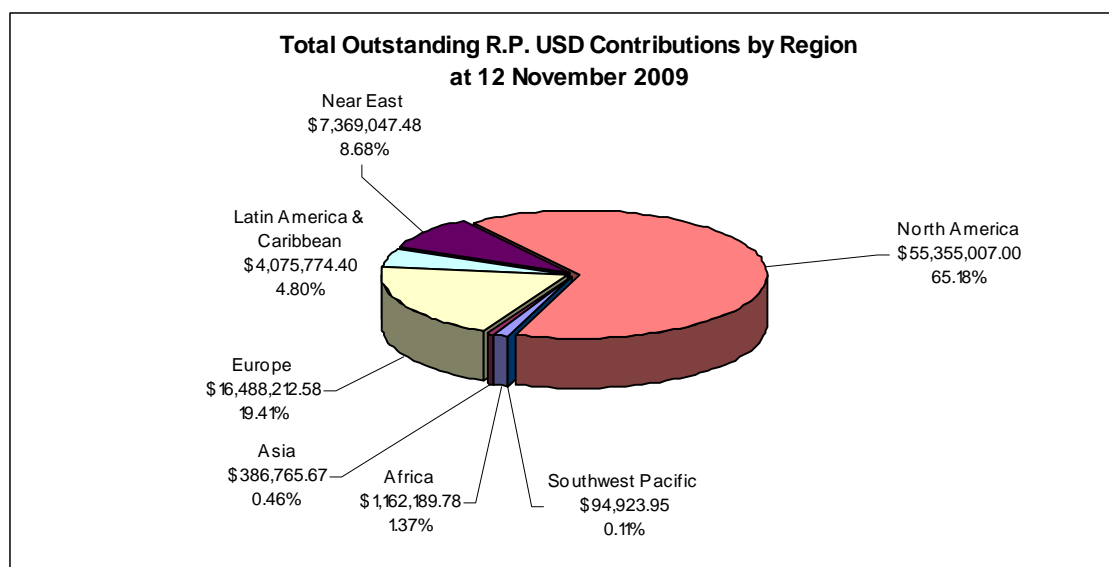
#### **Number of Member Nations**

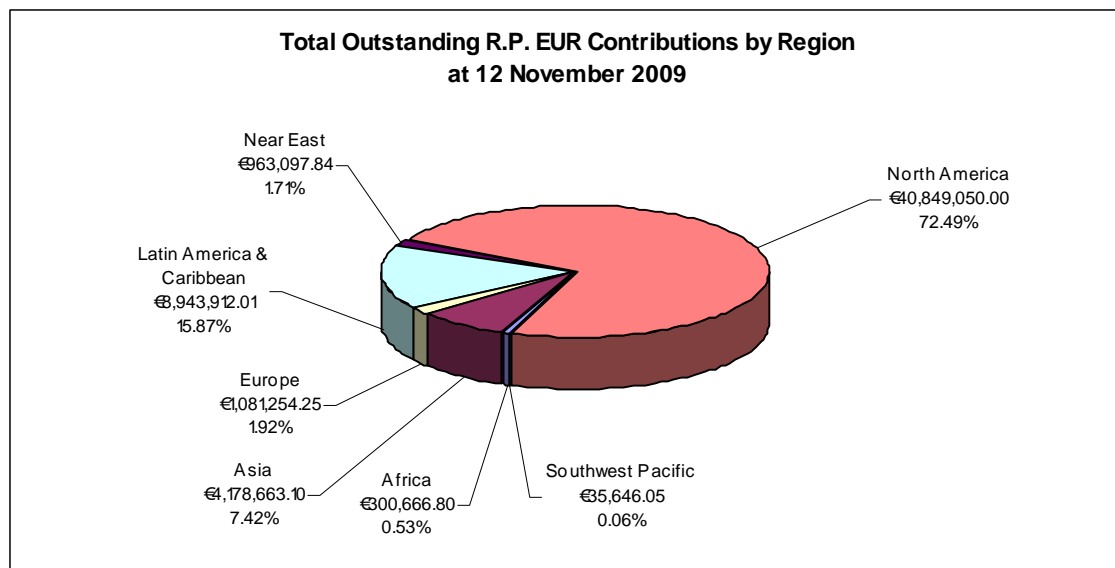
<b>With arrears at 1 January 2009</b>	<b>73</b>	
Arrears paid in full ( <i>Appendix D</i> )		25
Arrears partially paid ( <i>Appendix E</i> )		23
No payment ( <i>Appendix F</i> )		25
<b>With arrears at 12 November 2009 (<i>Appendix C</i>)</b>	<b>48</b>	

7. Additional information regarding arrears due at 12 November 2009
- The total arrears at 12 November was *USD 22,036,688.07 and EUR 4,205,842.71 (Appendix B/Appendix C) equivalent to 5.72 percent of current assessments.*
  - *Six Member Nations had arrears in excess of USD1 million (Appendix C).*
  - *Arrears exceeding USD1 million accounted for 79.32 percent of the total arrears due.*
  - *Twenty-one Member Nations had arrears in such amounts as to jeopardise their right to vote in accordance with Article III.4 of the Constitution (Appendix G).*

### *Total Contributions Outstanding*

8. The following charts show the geographical distribution of the total of all Regular Programme contributions outstanding in USD and EUR at 12 November 2009.





## APPENDIX B

### Regular Programme Contributions

Status as at 12 November 2009

Member Nations	Receipts: <sup>1</sup>		Outstanding Contributions				Total Outstanding	
	Amounts received year to date <sup>3</sup>		Relating to 2009 Assessments		Arrears: 2008 and prior assessments <sup>2</sup>			
	USD	EUR	USD	EUR	USD	EUR	USD	EUR
Afghanistan	2,169.49	1,856.77	-	-	-	-	-	-
Albania	13,016.94	11,140.65	-	-	-	-	-	-
Algeria	186,576.14	159,682.65	-	-	-	-	-	-
Andorra	17,355.92	14,854.20	-	-	-	-	-	-
Angola	6,508.47	5,570.33	-	-	-	-	-	-
Antigua and Barbuda	-	-	4,338.98	3,713.55	322,763.77	21,333.49	327,102.75	25,047.04
Argentina	13,092,521.07	1,545,230.00	709,423.23	607,165.43	1,721,177.25	1,545,231.07	2,430,600.48	2,152,396.50
Armenia	79,338.98	3,713.55	-	-	-	-	-	-
Australia	3,896,404.04	3,334,767.90	-	-	-	-	-	-
Austria	1,933,015.59	1,654,386.53	-	-	-	-	-	-
Azerbaijan	136,529.70	9,728.73	-	-	-	-	-	-
Bahamas	34,711.84	29,708.40	-	-	-	-	-	-
Bahrain	71,593.17	61,273.58	-	-	-	-	-	-
Bangladesh	21,694.90	18,567.75	-	-	-	-	-	-
Barbados	19,525.41	16,710.98	-	-	-	-	-	-
Belarus	43,389.80	37,135.50	-	-	-	-	-	-
Belgium	2,403,794.92	2,057,306.70	-	-	-	-	-	-
Belize	2,169.49	1,856.77	-	-	-	-	-	-
Benin	2,169.49	3,645.99	-	-	-	-	-	-
Bhutan	2,169.49	1,856.77	-	-	-	-	-	-
Bolivia (Estado Plurinacional de)	55,636.29	-	13,016.94	11,140.65	20,070.17	12,201.61	33,087.11	23,342.26
Bosnia and Herzegovina	13,016.94	11,140.65	-	-	-	-	-	-
Botswana	30,372.86	-	-	25,994.85	-	-	-	25,994.85
Brazil	1,909,151.20	1,633,962.00	-	-	-	-	-	-
Bulgaria	43,389.80	-	43,389.80	37,135.50	-	-	43,389.80	37,135.50
Burkina Faso	4,338.98	3,713.55	-	-	-	-	-	-
Burundi	8,392.53	-	2,169.49	1,856.77	21,863.58	2,341.58	24,033.07	4,198.35
Cambodia	2,169.49	1,856.77	-	-	-	-	-	-
Cameroon	19,525.41	16,710.98	-	-	-	-	-	-
Canada	6,491,114.08	5,555,470.80	-	-	-	-	-	-
Cape Verde	6,104.29	5,481.35	-	-	-	-	-	-
Central African Republic	216,902.74	10,738.28	-	-	-	-	-	-

Member Nations	Receipts: <sup>1</sup>		Outstanding Contributions				Total Outstanding	
	Amounts received year to date <sup>3</sup>		Relating to 2009 Assessments		Arrears: 2008 and prior assessments <sup>2</sup>			
	USD	EUR	USD	EUR	USD	EUR	USD	EUR
Chad	2,169.49	1,856.77	-	-	-	-	-	-
Chile	351,457.38	276,857.22	-	23,940.33	-	862,219.10	-	886,159.43
China	5,814,233.20	4,976,157.00	-	-	-	-	-	-
Colombia	229,965.94	1,737.50	-	195,080.65	-	-	-	195,080.65
Comoros	-	-	2,169.49	1,856.77	277,031.63	8,881.51	279,201.12	10,738.28
Congo	2,169.49	1,856.77	-	-	-	-	-	-
Cook Islands	2,169.49	1,856.77	2,169.49	1,856.77	-	-	2,169.49	1,856.77
Costa Rica	229,758.52	54,373.43	-	59,416.80	-	184,778.39	-	244,195.19
Croatia	108,474.50	92,838.75	-	-	-	-	-	-
Cuba	83,000.00	-	117,152.46	100,265.85	189,499.74	182,135.00	306,652.20	282,400.85
Cyprus	95,457.56	81,698.10	-	-	-	-	-	-
Czech Republic	611,796.18	523,610.55	-	-	-	-	-	-
Côte d'Ivoire	-	-	19,525.41	16,710.98	19,525.41	44,678.22	39,050.82	61,389.20
Democratic People's Republic of Korea	15,186.43	25,994.86	-	-	-	-	-	-
Democratic Republic of the Congo	-	-	6,508.47	5,570.33	38,522.23	30,203.39	45,030.70	35,773.72
Denmark	1,611,931.07	1,379,583.83	-	-	-	-	-	-
Djibouti	-	-	2,169.49	1,856.77	2,169.49	1,826.77	4,338.98	3,683.54
Dominica	-	-	2,169.49	1,856.77	-	3,624.58	2,169.49	5,481.35
Dominican Republic	52,189.65	43,794.02	52,067.76	44,562.60	96,825.06	208,683.86	148,892.82	253,246.46
Ecuador	45,559.29	43,420.50	-	-	-	-	-	-
Egypt	193,084.61	165,252.98	-	-	-	-	-	-
El Salvador	43,389.80	34,338.40	-	2,797.10	-	-	-	2,797.10
Equatorial Guinea	-	-	4,338.98	3,713.55	2,902.81	1,307.96	7,241.79	5,021.51
Eritrea	4,338.98	3,713.54	-	-	-	-	-	-
Estonia	34,711.84	29,708.40	-	-	-	-	-	-
Ethiopia	-	-	6,508.47	5,570.33	-	-	6,508.47	5,570.33
Fiji	6,508.47	5,570.33	-	-	-	-	-	-
Finland	1,230,100.83	1,052,791.43	-	-	-	-	-	-
France	13,737,210.68	11,757,099.30	-	-	-	-	-	-
Gabon	-	-	17,355.92	14,854.20	-	-	17,355.92	14,854.20
Gambia	2,169.49	1,856.77	-	-	-	-	-	-
Georgia	26,508.47	5,570.33	-	-	1,217,323.08	-	1,217,323.08	-
Germany	18,698,834.31	16,003,543.73	-	-	-	-	-	-
Ghana	1,616.72	355.88	8,677.96	7,427.10	-	-	8,677.96	7,427.10
Greece	1,299,524.51	1,112,208.23	-	-	-	-	-	-
Grenada	-	-	2,169.49	1,856.77	-	-	2,169.49	1,856.77
Guatemala	129,477.92	16,044.92	-	59,416.80	-	47,644.94	-	107,061.74
Guinea	4,338.98	13,687.45	-	482.06	-	-	-	482.06
Guinea-Bissau	-	-	2,169.49	1,856.77	104,742.25	8,881.51	106,911.74	10,738.28
Guyana	2,169.49	773.99	-	1,856.77	-	1,082.78	-	2,939.55
Haiti	-	-	4,338.98	3,713.55	4,338.98	5,303.42	8,677.96	9,016.97
Honduras	10,847.45	7,980.15	-	1,303.73	-	-	-	1,303.73
Hungary	531,525.05	454,909.88	-	-	-	-	-	-
Iceland	80,271.13	137,401.36	-	-	-	-	-	-
India	980,609.48	839,262.30	-	-	-	-	-	-
Indonesia	351,457.38	300,797.55	-	-	-	-	-	-

Member Nations	Receipts: <sup>1</sup>		Outstanding Contributions				Total Outstanding	
	Amounts received year to date <sup>3</sup>		Relating to 2009 Assessments		Arrears: 2008 and prior assessments <sup>2</sup>			
	USD	EUR	USD	EUR	USD	EUR	USD	EUR
Iran, Islamic Republic of	688,477.11	618,924.88	379,995.30	336,076.28	-	-	379,995.30	336,076.28
Iraq	580,155.38	78,318.97	-	-	4,928,517.30	454,206.07	4,928,517.30	454,206.07
Ireland	969,762.03	829,978.43	-	-	-	-	-	-
Israel	913,355.29	781,702.28	-	-	-	-	-	-
Italy	11,073,076.96	9,476,979.60	-	-	-	-	-	-
Jamaica	7,572.42	18,567.75	14,122.48	-	-	-	14,122.48	-
Japan	36,243,499.94	31,019,283.15	-	-	-	-	-	-
Jordan	26,033.88	22,281.30	-	-	-	-	-	-
Kazakhstan	62,915.21	53,846.48	-	-	-	-	-	-
Kenya	21,694.90	18,567.75	-	-	-	-	-	-
Kiribati	2,169.49	1,856.77	-	-	3,530.62	-	3,530.62	-
Kuwait	397,016.67	339,789.83	-	-	-	-	-	-
Kyrgyzstan	4,338.98	1,706.31	-	150.46	870,801.26	8,881.51	870,801.26	9,031.97
Lao People's Democratic Republic	2,169.49	-	-	1,856.77	-	-	-	1,856.77
Latvia	39,050.82	33,421.95	-	-	-	-	-	-
Lebanon	73,762.66	63,130.35	-	-	-	-	-	-
Lesotho	2,169.49	1,856.77	-	-	-	-	-	-
Liberia	8,927.97	-	-	1,856.77	291,628.76	8,881.51	291,628.76	10,738.28
Libyan Arab Jamahiriya	170,931.72	230,240.10	134,508.38	-	73,537.77	-	208,046.15	-
Lithuania	67,254.19	57,560.03	-	-	-	-	-	-
Luxembourg	186,576.14	159,682.65	-	-	-	-	-	-
Madagascar	4,338.98	48.42	-	3,665.13	-	-	-	3,665.13
Malawi	2,169.49	1,856.77	-	-	-	-	-	-
Malaysia	414,372.59	354,644.03	-	-	-	-	-	-
Maldives	2,169.49	1,856.77	-	-	-	-	-	-
Mali	2,169.49	1,856.77	-	-	-	-	-	-
Malta	36,881.33	31,565.18	-	-	-	-	-	-
Marshall Islands	2,169.49	1,750.46	-	106.31	-	-	-	106.31
Mauritania	-	-	2,169.49	1,856.77	5,700.11	5,392.39	7,869.60	7,249.16
Mauritius	23,864.39	20,424.53	-	-	-	-	-	-
Mexico	10,103,280.50	8,899,068.42	-	3,790,849.80	-	-	-	3,790,849.80
Micronesia (Federated States of)	2,169.49	1,748.44	-	1,856.77	-	3,146.98	-	5,003.75
Moldova	112,169.49	1,856.77	-	-	-	-	-	-
Monaco	6,508.47	5,570.33	-	-	-	-	-	-
Mongolia	2,169.49	1,856.77	-	-	-	-	-	-
Montenegro	2,770.85	1,856.77	-	-	2,009.46	-	2,009.46	-
Morocco	91,118.58	77,984.55	-	-	-	-	-	-
Mozambique	2,169.49	650.84	-	1,205.93	-	-	-	1,205.93
Myanmar	21,694.90	20,095.31	-	-	-	163.97	-	163.97
Namibia	13,016.94	11,140.65	-	-	-	-	-	-
Nauru	-	-	2,169.49	1,856.77	16,342.63	8,881.51	18,512.12	10,738.28
Nepal	6,508.47	5,570.33	-	-	-	-	-	-
Netherlands	4,082,980.18	3,494,450.55	-	-	-	-	-	-
New Zealand	557,558.93	477,191.18	-	-	-	-	-	-
Nicaragua	-	-	4,338.98	3,713.55	6,104.29	9,573.48	10,443.27	13,287.03
Niger	-	-	2,169.49	1,856.77	1,765.31	-	3,934.80	1,856.77



Member Nations	Receipts: <sup>1</sup>		Outstanding Contributions				Total Outstanding	
	Amounts received year to date <sup>3</sup>		Relating to 2009 Assessments		Arrears: 2008 and prior assessments <sup>2</sup>			
	USD	EUR	USD	EUR	USD	EUR	USD	EUR
Nigeria	104,135.52	84,355.81	-	64,592.08	28,488.17	-	28,488.17	64,592.08
Niue	2,169.49	1,856.77	-	-	-	-	-	-
Norway	1,705,219.14	1,459,425.15	-	-	-	-	-	-
Oman	158,372.77	135,544.58	-	-	-	-	-	-
Pakistan	262.41	107,109.05	127,999.91	109,549.73	-	2,440.68	127,999.91	111,990.41
Palau	-	-	2,169.49	1,856.77	8,488.13	8,881.51	10,657.62	10,738.28
Panama	49,898.27	42,705.83	-	-	-	-	-	-
Papua New Guinea	4,338.98	3,713.55	-	-	-	-	-	-
Paraguay	-	-	10,847.45	9,283.88	-	107,266.59	10,847.45	116,550.47
Peru	50,000.00	-	169,220.22	144,828.45	223,405.78	311,002.12	392,626.00	455,830.57
Philippines	169,220.22	398,419.08	-	3,974.00	-	-	-	3,974.00
Poland	1,093,422.96	-	-	935,814.60	-	-	-	935,814.60
Portugal	1,149,829.70	984,090.75	-	-	-	-	-	-
Qatar	186,576.14	67,098.68	-	92,583.97	-	-	-	92,583.97
Republic of Korea	9,217,566.56	-	258,765.76	4,055,196.60	-	-	258,765.76	4,055,196.60
Romania	151,864.30	129,974.25	-	-	-	-	-	-
Russian Federation	2,616,404.94	2,239,270.65	-	-	-	-	-	-
Rwanda	2,169.49	1,856.77	-	-	-	-	-	-
Saint Kitts and Nevis	2,169.49	1,856.77	-	-	-	-	-	-
Saint Lucia	-	-	2,169.49	1,856.77	-	-	2,169.49	1,856.77
Saint Vincent and the Grenadines	2,169.49	3,713.54	2,169.49	-	-	-	2,169.49	-
Samoa	-	1,856.77	2,169.49	-	-	-	2,169.49	-
San Marino	6,508.47	5,570.33	-	-	-	-	-	-
Sao Tome and Principe	-	-	2,169.49	1,856.77	274,252.25	8,881.51	276,421.74	10,738.28
Saudi Arabia	1,631,456.48	1,396,294.80	-	-	-	-	-	-
Senegal	8,677.96	534.50	-	6,892.60	-	-	-	6,892.60
Serbia	45,559.29	38,992.28	-	-	-	-	-	-
Seychelles	18,947.43	4,414.86	-	-	-	-	-	-
Sierra Leone	85,885.42	-	2,169.49	1,856.77	11,157.16	8,881.51	13,326.65	10,738.28
Slovakia	136,677.87	116,976.83	-	-	-	-	-	-
Slovenia	-	180,107.18	210,440.53	-	-	-	210,440.53	-
Solomon Islands	13,450.94	1,856.77	-	-	51,376.14	3,489.12	51,376.14	3,489.12
Somalia	-	-	2,169.49	1,856.77	350,156.25	8,881.51	352,325.74	10,738.28
South Africa	633,491.08	542,178.30	-	-	-	-	-	-
Spain	-	5,538,759.83	6,471,588.67	-	-	-	6,471,588.67	-
Sri Lanka	34,711.84	29,708.40	-	-	-	-	-	-
Sudan	4,110.98	18,567.75	17,583.92	-	-	-	17,583.92	-
Suriname	4,338.98	3,713.54	-	-	-	-	-	-
Swaziland	8,677.96	3,713.55	-	-	-	-	-	-
Sweden	2,334,371.24	1,997,889.90	-	-	-	-	-	-
Switzerland	2,651,116.78	2,268,979.05	-	-	-	-	-	-
Syrian Arab Republic	34,711.84	29,708.40	-	-	-	-	-	-
Tajikistan	9,300.00	-	2,169.49	1,856.77	134,821.56	4,459.38	136,991.05	6,316.15
Thailand	405,694.63	347,216.93	-	-	-	-	-	-
The former Yugoslav Republic of Macedonia	10,847.45	9,283.88	-	-	-	-	-	-
Timor-Leste	6,104.29	-	-	1,856.77	-	3,624.58	-	5,481.35

Member Nations	Receipts: <sup>1</sup>		Outstanding Contributions				Total Outstanding	
	Amounts received year to date <sup>3</sup>		Relating to 2009 Assessments		Arrears: 2008 and prior assessments <sup>2</sup>			
	USD	EUR	USD	EUR	USD	EUR	USD	EUR
Togo	2,169.49	1,856.77	-	-	-	-	-	-
Tonga	2,169.49	1,856.77	-	-	-	-	-	-
Trinidad and Tobago	60,576.23	50,132.93	-	-	-	-	-	-
Tunisia	67,254.19	57,560.03	-	-	-	620.63	-	620.63
Turkey	815,103.02	711,144.83	15,811.65	-	-	-	15,811.65	-
Turkmenistan	-	-	13,016.94	11,140.65	457,430.84	39,320.93	470,447.78	50,461.58
Tuvalu	-	1,856.77	2,169.49	-	-	-	2,169.49	-
Uganda	-	5,865.66	6,508.47	181.78	-	-	6,508.47	181.78
Ukraine	-	-	97,627.05	83,554.88	-	-	97,627.05	83,554.88
United Arab Emirates	659,524.96	564,459.60	-	-	-	-	-	-
United Kingdom	14,481,345.75	12,393,973.13	-	-	-	-	-	-
United Republic of Tanzania	13,016.94	11,140.65	-	-	-	-	-	-
United States of America	22,190,349.00	45,917,377.00	53,528,780.00	40,849,050.00	1,826,227.00	-	55,355,007.00	40,849,050.00
Uruguay	-	50,132.93	58,576.23	-	-	-	58,576.23	-
Uzbekistan	17,355.92	14,854.20	-	-	24,714.34	24,749.27	24,714.34	24,749.27
Vanuatu	-	-	2,169.49	1,856.77	2,169.49	1,856.77	4,338.98	3,713.54
Venezuela (Bolivarian Republic of)	110,599.80	-	325,467.69	373,211.78	-	-	325,467.69	373,211.78
Viet Nam	52,067.76	44,562.60	-	-	-	-	-	-
Yemen	16,898.71	13,224.71	-	-	-	-	-	-
Yugoslavia	-	-	-	-	8,405,308.00	-	8,405,308.00	-
Zambia	2,169.49	1,856.77	-	-	-	-	-	-
Zimbabwe	17,355.92	14,854.20	-	-	-	-	-	-
Total	\$ 207,653,630.60	€ 190,931,334.94	\$ 62,895,232.79	€ 52,146,447.34	\$ 22,036,688.07	€ 4,205,842.71	\$ 84,931,920.86	€ 56,352,290.05

<sup>1/</sup> Of USD receipts, USD 159,853,767.21 credited to 2009 assessments, USD 47,799,863.39 to arrears. Of EUR receipts, EUR 133,531,052.66 credited to 2009 assessments, EUR 57,400,282.28 to arrears.

<sup>2/</sup> Includes Arrears Instalments of USD 1,259,256.83 and EUR 2,341.58 due in 2009.

<sup>3/</sup> Includes advances carried forward from previous years.

### Conference Authorized Arrears Instalments - Summary

Member Nations	Receipts		Instalments				Total Outstanding	
	USD	EUR	Due in 2009 USD	Due in 2009 EUR	Due in future Years USD	Due in future Years EUR	USD	EUR
Armenia	75,000.00	-	-	-	1,353,298.63	-	1,353,298.63	-
Azerbaijan	125,682.26	-	-	-	502,729.04	-	502,729.04	-
Bolivia	-	-	20,070.17	-	-	-	20,070.17	-
Burundi	8,392.53	-	21,863.58	2,341.58	30,256.11	2,341.58	52,119.69	4,683.16
Georgia	20,000.00	-	1,217,323.08	-	-	-	1,217,323.08	-
Moldova	110,000.00	-	-	-	464,658.63	-	464,658.63	-
Seychelles	14,608.45	701.31	-	-	87,650.70	4,207.86	87,650.70	4,207.86
<b>Total</b>	<b>353,683.24</b>	<b>701.31</b>	<b>1,259,256.83</b>	<b>2,341.58</b>	<b>2,438,593.11</b>	<b>6,549.44</b>	<b>3,697,849.94</b>	<b>8,891.02</b>

## APPENDIX C

### Member Nations with Arrears of Contributions as at 12 November 2009

	Member Nation	Arrears Outstanding					Total Arrears
		2008	2007	2006	2005	Prior	
1	Argentina			\$ 1,721,177.25			\$ 1,721,177.25
2	Chile			€ 1,545,231.07			€ 1,545,231.07
3	Georgia	€ 300,797.55	€ 403,059.54	€ 158,362.01			€ 862,219.10
4	Iraq	\$ 1,217,323.08					\$ 1,217,323.08
5	United States of America				\$ 6,610.79	\$ 4,921,906.51	\$ 4,928,517.30
6	Yugoslavia	€ 27,851.63			€ 238,410.89	€ 187,943.55	€ 454,206.07
					\$ 71,032.00	\$ 1,755,195.00	\$ 1,826,227.00
						\$ 8,405,308.00	€ -
							\$ 8,405,308.00
							€ -
	<b>Arrears over \$1,000,000</b>	<b>\$ 1,217,323.08</b>	<b>\$ -</b>	<b>\$ 1,721,177.25</b>	<b>\$ 77,642.79</b>	<b>\$ 15,082,409.51</b>	<b>\$ 18,098,552.63</b>
		<b>€ 328,649.18</b>	<b>€ 403,059.54</b>	<b>€ 1,703,593.08</b>	<b>€ 238,410.89</b>	<b>€ 187,943.55</b>	<b>€ 2,861,656.24</b>
7	Antigua and Barbuda	\$ 4,338.98	\$ 5,295.93	\$ 5,295.93	\$ 3,404.95	\$ 304,427.98	\$ 322,763.77
8	Comoros	€ 3,713.55	€ 5,303.42	€ 5,303.42	€ 3,506.55	€ 3,506.55	€ 21,333.49
9	Cuba	\$ 2,169.49	\$ 1,765.31	\$ 1,765.31	\$ 1,694.01	\$ 269,637.51	\$ 277,031.63
10	Dominican Republic	€ 1,856.77	€ 1,767.81	€ 1,767.81	€ 1,744.56	€ 1,744.56	€ 8,881.51
11	Kyrgyzstan	\$ 117,152.46	\$ 72,347.28				\$ 189,499.74
12	Liberia	€ 100,265.85	€ 77,783.42	€ 4,085.73			€ 182,135.00
13	Peru	\$ 52,067.76	\$ 44,757.30				\$ 96,825.06
14	Sao Tome and Principe	€ 44,562.60	€ 63,640.98	€ 63,640.98	€ 36,839.30		€ 208,683.86
15	Somalia		\$ 1,765.31	\$ 1,765.31	\$ 1,694.01	\$ 865,576.63	\$ 870,801.26
16	Turkmenistan	€ 1,856.77	€ 1,767.81	€ 1,767.81	€ 1,744.56	€ 1,744.56	€ 8,881.51
						\$ 291,628.76	\$ 291,628.76
						€ 1,744.56	€ 8,881.51
							\$ 223,405.78
							€ 311,002.12
							\$ 274,252.25
							€ 8,881.51
							\$ 350,156.25
							€ 8,881.51
							\$ 457,430.84
							€ 39,320.93
	<b>Arrears \$250,000 to \$1,000,000</b>	<b>\$ 362,304.83</b>	<b>\$ 192,473.86</b>	<b>\$ 21,183.72</b>	<b>\$ 15,279.94</b>	<b>\$ 2,762,552.99</b>	<b>\$ 3,353,795.34</b>
		<b>€ 313,794.95</b>	<b>€ 330,579.57</b>	<b>€ 90,708.21</b>	<b>€ 54,319.76</b>	<b>€ 17,480.46</b>	<b>€ 806,882.95</b>

	Member Nation	Arrears Outstanding					Total Arrears
		2008	2007	2006	2005	Prior	
17	Bolivia (Plurinational State of)	\$ 20,070.17					\$ 20,070.17
		€ 11,140.65			€ 1,060.96		€ 12,201.61
18	Burundi	\$ 21,863.58					\$ 21,863.58
		€ 2,341.58					€ 2,341.58
19	Costa Rica						\$ -
		€ 59,416.80	€ 54,801.96	€ 54,801.96	€ 15,757.67		€ 184,778.39
20	Côte d'Ivoire	\$ 19,525.41					\$ 19,525.41
		€ 16,710.98	€ 17,678.05	€ 10,289.19			€ 44,678.22
21	Democratic Republic of the Congo	\$ 6,508.47	\$ 5,295.93	\$ 5,295.93	\$ 6,809.90	\$ 14,612.00	\$ 38,522.23
		€ 5,570.33	€ 5,303.42	€ 5,303.42	€ 7,013.11	€ 7,013.11	€ 30,203.39
22	Djibouti	\$ 2,169.49					\$ 2,169.49
		€ 1,826.77					€ 1,826.77
23	Dominica						\$ -
		€ 1,856.77	€ 1,767.81				€ 3,624.58
24	Equatorial Guinea	\$ 2,902.81					\$ 2,902.81
		€ 1,307.96					€ 1,307.96
25	Guatemala						\$ -
		€ 47,644.94					€ 47,644.94
26	Guinea-Bissau	\$ 2,169.49	\$ 1,765.31	\$ 1,765.31	\$ 1,694.01	\$ 97,348.13	\$ 104,742.25
		€ 1,856.77	€ 1,767.81	€ 1,767.81	€ 1,744.56	€ 1,744.56	€ 8,881.51
27	Guyana						\$ -
		€ 1,082.78					€ 1,082.78
28	Haiti	\$ 4,338.98					\$ 4,338.98
			€ 5,303.42				€ 5,303.42
29	Kiribati		\$ 1,765.31	\$ 1,765.31			\$ 3,530.62
							€ -
30	Libyan Arab Jamahiriya		\$ 73,537.77				\$ 73,537.77
							€ -
31	Mauritania	\$ 2,169.49	\$ 1,765.31	\$ 1,765.31			\$ 5,700.11
		€ 1,856.77	€ 1,767.81	€ 1,767.81			€ 5,392.39
32	Micronesia (Federated States of)						\$ -
		€ 1,856.77	€ 1,290.21				€ 3,146.98
33	Montenegro	\$ 2,009.46					\$ 2,009.46
							€ -
34	Myanmar						\$ -
		€ 163.97					€ 163.97
35	Nauru	\$ 2,169.49	\$ 1,765.31	\$ 1,765.31	\$ 1,694.01	\$ 8,948.51	\$ 16,342.63
		€ 1,856.77	€ 1,767.81	€ 1,767.81	€ 1,744.56	€ 1,744.56	€ 8,881.51
36	Nicaragua	\$ 4,338.98	\$ 1,765.31				\$ 6,104.29
		€ 3,713.55	€ 1,767.81	€ 1,767.81	€ 1,744.56	€ 579.75	€ 9,573.48
37	Niger		\$ 1,765.31				\$ 1,765.31
							€ -
38	Nigeria	\$ 28,488.17					\$ 28,488.17
							€ -
39	Pakistan						\$ -
		€ 2,440.68					€ 2,440.68
40	Palau	\$ 2,169.49	\$ 1,765.31	\$ 1,765.31	\$ 1,694.01	\$ 1,094.01	\$ 8,488.13
		€ 1,856.77	€ 1,767.81	€ 1,767.81	€ 1,744.56	€ 1,744.56	€ 8,881.51

	Member Nation	Arrears Outstanding					Total Arrears
		2008	2007	2006	2005	Prior	
41	Paraguay	€ 9,283.88	€ 21,213.66	€ 21,213.66	€ 28,052.44	€ 27,502.95	€ 107,266.59
42	Sierra Leone	\$ 2,169.49	\$ 1,765.31	\$ 1,765.31	\$ 1,694.01	\$ 3,763.04	\$ 11,157.16
43	Solomon Islands	€ 1,856.77	€ 1,767.81	€ 1,767.81	€ 1,744.56	€ 1,744.56	€ 8,881.51
44	Tajikistan	\$ 2,169.49			\$ 1,694.01	\$ 49,682.13	\$ 51,376.14
45	Timor-Leste	€ 1,856.77	€ 1,767.81	€ 834.80	€ 1,744.56	€ 1,744.56	€ 3,489.12
46	Tunisia	€ 620.63	€ 1,767.81			\$ 132,652.07	\$ 134,821.56
47	Uzbekistan		\$ 24,714.34				€ 4,459.38
48	Vanuatu	\$ 2,169.49	€ 24,749.27				\$ -
		€ 1,856.77					€ 3,624.58
							\$ -
							€ 620.63
							\$ 24,714.34
							€ 24,749.27
							\$ 2,169.49
							€ 1,856.77
	<b>Arrears less than \$250,000</b>	<b>\$ 127,401.95</b>	<b>\$ 117,670.52</b>	<b>\$ 15,887.79</b>	<b>\$ 15,279.95</b>	<b>\$ 308,099.89</b>	<b>\$ 584,340.10</b>
		<b>€ 181,833.20</b>	<b>€ 146,250.28</b>	<b>€ 103,049.89</b>	<b>€ 62,351.54</b>	<b>€ 43,818.61</b>	<b>€ 537,303.52</b>
	<b>Total of all Member Nations</b>	<b>\$ 1,707,029.86</b>	<b>\$ 310,144.38</b>	<b>\$ 1,758,248.76</b>	<b>\$ 108,202.68</b>	<b>\$ 18,153,062.39</b>	<b>\$ 22,036,688.07</b>
		<b>€ 824,277.33</b>	<b>€ 879,889.39</b>	<b>€ 1,897,351.18</b>	<b>€ 355,082.19</b>	<b>€ 249,242.62</b>	<b>€ 4,205,842.71</b>

---

**APPENDIX D**


---

**Arrears paid in full during Calendar Year 2009****As at 12 November 2009**

<b>No</b>	<b>Member Nation</b>	<b>Arrears Paid US\$</b>	<b>Arrears Paid Euro</b>
1	Armenia	\$ 75,000.00	€ -
2	Azerbaijan	\$ 125,682.25	€ 444.85
3	Benin	\$ -	€ 1,789.22
4	Bulgaria	\$ 43,389.80	€ -
5	Cape Verde	\$ 3,934.80	€ 3,624.58
6	Central African Republic	\$ 214,733.25	€ 8,881.51
7	Cook Islands	\$ 2,169.49	€ 1,856.77
8	Democratic People's Republic of Korea	\$ -	€ 12,997.43
9	Ecuador	\$ -	€ 4,428.22
10	Eritrea	\$ 2,169.49	€ 1,856.77
11	Ghana	\$ 1,616.72	€ 355.88
12	Guinea	\$ 2,169.49	€ 12,312.74
13	Iceland	\$ -	€ 68,700.68
14	Iran, Islamic Republic of	\$ 675,794.72	€ 618,924.88
15	Mexico	\$ 5,182,877.18	€ 8,478,752.52
16	Moldova	\$ 110,000.00	€ -
17	Philippines	\$ -	€ 257,564.63
18	Republic of Korea	\$ 4,738,166.16	€ -
19	Seychelles	\$ 14,608.45	€ 701.31
20	Saint Vincent and the Grenadines	\$ 2,169.49	€ 1,856.77
21	Suriname	\$ 2,169.49	€ 1,856.77
22	Swaziland	\$ 4,338.98	€ -
23	Trinidad and Tobago	\$ 2,000.00	€ -
24	Uganda	\$ -	€ 477.11
25	Yemen	\$ 1,712.28	€ 227.28
<b>Total of all Member Nations</b>		<b>\$ 11,204,702.04</b>	<b>€ 9,477,609.92</b>

## APPENDIX E

### Arrears paid in part during Calendar Year 2009

As at 12 November 2009

No	Member Nation	Arrears Paid USD	Arrears Paid EUR	Remaining Balance USD	Remaining Balance EUR
1	Argentina	\$ 13,092,521.07	€ 1,545,230.00	\$ 1,721,177.25	€ 1,545,231.07
2	Bolivia (Plurinational State of)	\$ 55,636.29	€ -	\$ 20,070.17	€ 12,201.61
3	Burundi	\$ 8,392.53	€ -	\$ 21,863.58	€ 2,341.58
4	Costa Rica	\$ 160,334.84	€ 54,373.43	\$ -	€ 184,778.39
5	Cuba	\$ 83,000.00	€ -	\$ 189,499.74	€ 182,135.00
6	Dominican Republic	\$ 52,189.65	€ 43,794.02	\$ 96,825.06	€ 208,683.86
7	Georgia	\$ 20,000.00	€ -	\$ 1,217,323.08	€ -
8	Guatemala	\$ 60,054.24	€ 16,044.92	\$ -	€ 47,644.94
9	Guyana	\$ -	€ 773.99	\$ -	€ 1,082.78
10	Iraq	\$ 547,613.03	€ 50,467.34	\$ 4,928,517.30	€ 454,206.07
11	Kyrgyzstan	\$ 2,169.49	€ -	\$ 870,801.26	€ 8,881.51
12	Liberia	\$ 6,758.48	€ -	\$ 291,628.76	€ 8,881.51
13	Libyan Arab Jamahiriya	\$ 170,931.72	€ 115,120.05	\$ 73,537.77	€ -
14	Micronesia (Federated States of)	\$ -	€ 1,748.44	\$ -	€ 3,146.98
15	Montenegro	\$ 601.36	€ -	\$ 2,009.46	€ -
16	Myanmar	\$ 10,847.45	€ 10,811.43	\$ -	€ 163.97
17	Nigeria	\$ -	€ 59,822.69	\$ 28,488.17	€ -
18	Pakistan	\$ 262.41	€ 107,109.05	\$ -	€ 2,440.68
19	Peru	\$ 50,000.00	€ -	\$ 223,405.78	€ 311,002.12
20	Sierra Leone	\$ 85,885.42	€ -	\$ 11,157.16	€ 8,881.51
21	Tajikistan	\$ 9,300.00	€ -	\$ 134,821.56	€ 4,459.38
22	Timor-Leste	\$ 3,934.80	€ -	\$ -	€ 3,624.58
23	United States of America	\$ 22,190,349.00	€ 45,917,377.00	\$ 1,826,227.00	€ -
<b>Total of all Member Nations</b>		<b>\$ 36,610,781.78</b>	<b>€ 47,922,672.36</b>	<b>\$ 11,657,353.10</b>	<b>€ 2,989,787.54</b>

## APPENDIX F

### Member Nations having made no payment in 2009 against outstanding arrears as at 12 November 2009

No.	Member Nation	Arrears Outstanding					Total Arrears
		2008	2007	2006	2005	Prior	
1	Antigua and Barbuda	\$ 4,338.98	\$ 5,295.93	\$ 5,295.93	\$ 3,404.95	\$ 304,427.98	\$ 322,763.77
		€ 3,713.55	€ 5,303.42	€ 5,303.42	€ 3,506.55	€ 3,506.55	€ 21,333.49
2	Chile						
		€ 300,797.55	€ 403,059.54	€ 158,362.01			€ 862,219.10
3	Comoros	\$ 2,169.49	\$ 1,765.31	\$ 1,765.31	\$ 1,694.01	\$ 269,637.51	\$ 277,031.63
		€ 1,856.77	€ 1,767.81	€ 1,767.81	€ 1,744.56	€ 1,744.56	€ 8,881.51
4	Côte d'Ivoire	\$ 19,525.41					\$ 19,525.41
		€ 16,710.98	€ 17,678.05	€ 10,289.19			€ 44,678.22
5	Democratic Republic of the Congo	\$ 6,508.47	\$ 5,295.93	\$ 5,295.93	\$ 6,809.90	\$ 14,612.00	\$ 38,522.23
		€ 5,570.33	€ 5,303.42	€ 5,303.42	€ 7,013.11	€ 7,013.11	€ 30,203.39
6	Djibouti	\$ 2,169.49					\$ 2,169.49
		€ 1,826.77					€ 1,826.77
7	Dominica						
		€ 1,856.77	€ 1,767.81				€ 3,624.58
8	Equatorial Guinea	\$ 2,902.81					\$ 2,902.81
		€ 1,307.96					€ 1,307.96
9	Guinea-Bissau	\$ 2,169.49	\$ 1,765.31	\$ 1,765.31	\$ 1,694.01	\$ 97,348.13	\$ 104,742.25
		€ 1,856.77	€ 1,767.81	€ 1,767.81	€ 1,744.56	€ 1,744.56	€ 8,881.51
10	Haiti	\$ 4,338.98					\$ 4,338.98
			€ 5,303.42				€ 5,303.42
11	Kiribati		\$ 1,765.31	\$ 1,765.31			\$ 3,530.62
12	Mauritania	\$ 2,169.49	\$ 1,765.31	\$ 1,765.31			\$ 5,700.11
		€ 1,856.77	€ 1,767.81	€ 1,767.81			€ 5,392.39
13	Nauru	\$ 2,169.49	\$ 1,765.31	\$ 1,765.31	\$ 1,694.01	\$ 8,948.51	\$ 16,342.63
		€ 1,856.77	€ 1,767.81	€ 1,767.81	€ 1,744.56	€ 1,744.56	€ 8,881.51
14	Nicaragua	\$ 4,338.98	\$ 1,765.31				\$ 6,104.29
		€ 3,713.55	€ 1,767.81	€ 1,767.81	€ 1,744.56	€ 579.75	€ 9,573.48



No.	Member Nation	Arrears Outstanding					Total Arrears
		2008	2007	2006	2005	Prior	
15	Niger		\$ 1,765.31				\$ 1,765.31
16	Palau	\$ 2,169.49	\$ 1,765.31	\$ 1,765.31	\$ 1,694.01	\$ 1,094.01	\$ 8,488.13
17	Paraguay	€ 1,856.77	€ 1,767.81	€ 1,767.81	€ 1,744.56	€ 1,744.56	€ 8,881.51
		€ 9,283.88	€ 21,213.66	€ 21,213.66	€ 28,052.44	€ 27,502.95	€ 107,266.59
18	Sao Tome and Principe	\$ 2,169.49	\$ 1,765.31	\$ 1,765.31	\$ 1,694.01	\$ 266,858.13	\$ 274,252.25
19	Solomon Islands	€ 1,856.77	€ 1,767.81	€ 1,767.81	€ 1,744.56	€ 1,744.56	€ 8,881.51
					\$ 1,694.01	\$ 49,682.13	\$ 51,376.14
20	Somalia	\$ 2,169.49	\$ 1,765.31	\$ 1,765.31	\$ 1,694.01	\$ 342,762.13	\$ 350,156.25
21	Tunisia	€ 1,856.77	€ 1,767.81	€ 1,767.81	€ 1,744.56	€ 1,744.56	€ 8,881.51
		€ 620.63					€ 620.63
22	Turkmenistan	\$ 13,016.94	\$ 8,826.55	\$ 8,826.55	\$ 5,098.95	\$ 421,661.85	\$ 457,430.84
		€ 11,140.65	€ 8,839.03	€ 8,839.03	€ 5,251.11	€ 5,251.11	€ 39,320.93
23	Uzbekistan		\$ 24,714.34				\$ 24,714.34
24	Vanuatu	\$ 2,169.49	€ 24,749.27				€ 24,749.27
25	Yugoslavia	€ 1,856.77					\$ 2,169.49
						\$ 8,405,308.00	€ 1,856.77
							\$ 8,405,308.00
<b>Total of all Member Nations</b>		<b>\$ 72,326.49</b>	<b>\$ 60,020.54</b>	<b>\$ 31,775.58</b>	<b>\$ 25,477.86</b>	<b>\$ 9,915,482.25</b>	<b>\$ 10,379,334.97</b>
		<b>€ 371,396.78</b>	<b>€ 507,360.10</b>	<b>€ 223,453.21</b>	<b>€ 57,779.69</b>	<b>€ 56,065.39</b>	<b>€ 1,216,055.17</b>

## APPENDIX G

### Member Nations with Potential Voting Rights Problems as at 12 November 2009

Member Nation	Amount in Arrears US\$	Amount in Arrears Euro	Euro Arrears Converted at Budget Rate into US\$	Consolidated Arrears Expressed in US\$	Contribution Due for Two Preceding years US\$	Contribution Due for Two Preceding years Euro	Euro Assessment Converted at Budget Rate into US\$	Consolidated Contributions Due for Two Preceding years	Minimum Payment required to Ensure Vote in US\$
1 Antigua and Barbuda	\$ 322,763.77	€ 21,333.49	\$ 26,018.16	\$ 348,781.93	\$ 9,634.91	€ 9,016.97	\$ 11,361.49	\$ 20,996.40	\$ 327,786.52
2 Burundi	\$ 21,863.58	€ 2,341.58	\$ 3,184.55	\$ 25,048.13	\$ 3,934.80	€ 3,624.58	\$ 4,628.90	\$ 8,563.70	\$ 16,485.43
3 Comoros	\$ 277,031.63	€ 8,881.51	\$ 10,884.65	\$ 287,916.28	\$ 3,934.80	€ 3,624.58	\$ 4,628.90	\$ 8,563.70	\$ 279,353.58
4 Democratic Republic of the Congo	\$ 38,522.23	€ 30,203.39	\$ 36,888.99	\$ 75,411.22	\$ 11,804.40	€ 10,873.75	\$ 13,886.71	\$ 25,691.11	\$ 49,721.11
5 Dominican Republic	\$ 96,825.06	€ 208,683.86	\$ 255,909.44	\$ 352,734.50	\$ 115,618.92	€ 108,203.58	\$ 136,337.90	\$ 251,956.82	\$ 100,778.67
6 Georgia	\$ 1,217,323.08	€ -	\$ -	\$ 1,217,323.08	\$ 11,804.40	€ 10,873.75	\$ 13,886.71	\$ 25,691.11	\$ 1,191,632.97
7 Guinea-Bissau	\$ 104,742.25	€ 8,881.51	\$ 10,884.65	\$ 115,626.90	\$ 3,934.80	€ 3,624.58	\$ 4,628.90	\$ 8,563.70	\$ 107,064.20
8 Iraq	\$ 4,928,517.30	€ 454,206.07	\$ 545,240.00	\$ 5,473,757.30	\$ 60,787.31	€ 56,136.51	\$ 71,537.22	\$ 132,324.53	\$ 5,341,433.77
9 Kyrgyzstan	\$ 870,801.26	€ 8,881.51	\$ 10,884.65	\$ 881,685.91	\$ 3,934.80	€ 3,624.58	\$ 4,628.90	\$ 8,563.70	\$ 873,123.21
10 Liberia	\$ 291,628.76	€ 8,881.51	\$ 10,884.65	\$ 302,513.41	\$ 3,934.80	€ 3,624.58	\$ 4,628.90	\$ 8,563.70	\$ 293,950.71
11 Mauritania	\$ 5,700.11	€ 5,392.39	\$ 6,732.60	\$ 12,432.71	\$ 3,934.80	€ 3,624.58	\$ 4,628.90	\$ 8,563.70	\$ 3,870.01
12 Nauru	\$ 16,342.63	€ 8,881.51	\$ 10,884.65	\$ 27,227.28	\$ 3,934.80	€ 3,624.58	\$ 4,628.90	\$ 8,563.70	\$ 18,664.58
13 Nicaragua	\$ 6,104.29	€ 9,573.48	\$ 12,023.74	\$ 18,128.03	\$ 6,104.29	€ 5,481.36	\$ 7,154.12	\$ 13,258.41	\$ 4,870.63
14 Palau	\$ 8,488.13	€ 8,881.51	\$ 10,884.65	\$ 19,372.78	\$ 3,934.80	€ 3,624.58	\$ 4,628.90	\$ 8,563.70	\$ 10,810.08
15 Paraguay	\$ -	€ 107,266.59	\$ 129,225.50	\$ 129,225.50	\$ 32,031.17	€ 30,497.54	\$ 37,870.33	\$ 69,901.50	\$ 59,325.00
16 Sao Tome and Principe	\$ 274,252.25	€ 8,881.51	\$ 10,884.65	\$ 285,136.90	\$ 3,934.80	€ 3,624.58	\$ 4,628.90	\$ 8,563.70	\$ 276,574.20
17 Sierra Leone	\$ 11,157.16	€ 8,881.51	\$ 10,884.65	\$ 22,041.81	\$ 3,934.80	€ 3,624.58	\$ 4,628.90	\$ 8,563.70	\$ 13,479.11
18 Solomon Islands	\$ 51,376.14	€ 3,489.12	\$ 4,152.05	\$ 55,528.19	\$ 3,934.80	€ 3,624.58	\$ 4,628.90	\$ 8,563.70	\$ 46,965.50
19 Somalia	\$ 350,156.25	€ 8,881.51	\$ 10,884.65	\$ 361,040.90	\$ 3,934.80	€ 3,624.58	\$ 4,628.90	\$ 8,563.70	\$ 352,478.20
20 Tajikistan	\$ 134,821.56	€ 4,459.38	\$ 5,622.31	\$ 140,443.87	\$ 3,934.80	€ 3,624.58	\$ 4,628.90	\$ 8,563.70	\$ 131,881.18
21 Turkmenistan	\$ 457,430.84	€ 39,320.93	\$ 48,685.82	\$ 506,116.66	\$ 21,843.49	€ 19,979.68	\$ 25,669.72	\$ 47,513.21	\$ 458,604.44
	<b>\$ 9,485,848.28</b>	<b>€ 966,203.87</b>	<b>\$ 1,171,644.99</b>	<b>\$ 10,657,493.27</b>	<b>\$ 320,781.29</b>	<b>€ 298,182.59</b>	<b>\$ 377,879.85</b>	<b>\$ 698,661.14</b>	<b>\$ 9,958,853.12</b>

## APPENDIX H

### Payment Patterns of Largest 15 contributors (representing approximately 84.65% of assessed contributions)

#### Current Assessments Received / Unpaid 2004-2009 (millions of USD and EUR)

	Rate	Year	Assessed	Jan	Feb	Mar	Apr	May	Jun	Jul	Aug	Sep	Oct	Nov	Dec	Unpaid at period end
United States of America	22.000%	2009 EUR	40.85													
		2009 USD	53.53													
	22.000%	2008 EUR	40.85												2.50	38.35
		2008 USD	53.53											37.47		16.06
	22.000%	2007 EUR	38.89												27.27	11.62
		2007 USD	41.79												29.25	12.54
	22.000%	2006 EUR	38.89											15.72	16.57	6.60
		2006 USD	41.79												22.00	19.79
	22.000%	2005 EUR	38.38											16.46	21.92	-
		2005 USD	38.67													38.67
	22.000%	2004 EUR	38.38											7.90	30.48	-
		2004 USD	38.67											9.09	12.32	17.26
Japan	16.706%	2009 EUR	31.02	5.94				25.08								
		2009 USD	36.24	1.22				35.02								
	16.706%	2008 EUR	31.02								31.02					-
		2008 USD	36.24								36.24					-
	19.858%	2007 EUR	35.10							17.53				17.53		-
		2007 USD	35.06							17.55				17.55		-
	19.858%	2006 EUR	35.10											17.55	17.55	-
		2006 USD	35.06											17.53	17.53	-
	19.611%	2005 EUR	34.21										17.11			17.10
		2005 USD	33.22										16.61			16.61
	19.611%	2004 EUR	34.21										34.21			-
		2004 USD	33.22										33.22			-

[illegible]



[illegible]

[illegible]

	Rate	Year	Assessed	Jan	Feb	Mar	Apr	May	Jun	Jul	Aug	Sep	Oct	Nov	Dec	Unpaid at period end
Russian Federation	1.206%	2009 EUR	2.24	2.24												-
		2009 USD	2.62	2.62												-
	1.206%	2008 EUR	2.24		2.24											-
		2008 USD	2.62		2.62											-
	1.106%	2007 EUR	1.96			1.96										-
		2007 USD	1.95			1.95										-
	1.106%	2006 EUR	1.47								1.47					-
		2006 USD	1.46								1.46					-



## APPENDIX I

### Regular Programme Contributions

#### Largest 25 Contributors – Status as at 12 November 2009

Member Nations	Assessment Rate	Amounts received year to date (*)		Contributions Outstanding					
				Relating to 2009 Assessments		Arrears: 2008 & prior		Total	
		USD	EUR	USD	EUR	USD	EUR	USD	EUR
1 United States of America	22.000%	22,190,349.00	45,917,377.00	53,528,780.00	40,849,050.00	1,826,227.00	-	55,355,007.00	40,849,050.00
2 Japan	16.706%	36,243,499.94	31,019,283.15	-	-	-	-	-	-
3 Germany	8.619%	18,698,834.31	16,003,543.73	-	-	-	-	-	-
4 United Kingdom	6.675%	14,481,345.75	12,393,973.13	-	-	-	-	-	-
5 France	6.332%	13,737,210.68	11,757,099.30	-	-	-	-	-	-
6 Italy	5.104%	11,073,076.96	9,476,979.60	-	-	-	-	-	-
7 Canada	2.992%	6,491,114.08	5,555,470.80	-	-	-	-	-	-
8 Spain	2.983%	-	5,538,759.83	6,471,588.67	-	-	-	6,471,588.67	-
9 China	2.680%	5,814,233.20	4,976,157.00	-	-	-	-	-	-
10 Mexico	2.268%	10,103,280.50	8,899,068.42	-	3,790,849.80	-	-	-	3,790,849.80
11 Korea, Republic of	2.184%	9,217,566.56	-	258,765.76	4,055,196.60	-	-	258,765.76	4,055,196.60
12 Netherlands	1.882%	4,082,980.18	3,494,450.55	-	-	-	-	-	-
13 Australia	1.796%	3,896,404.04	3,334,767.90	-	-	-	-	-	-
14 Switzerland	1.222%	2,651,116.78	2,268,979.05	-	-	-	-	-	-
15 Russian Federation	1.206%	2,616,404.94	2,239,270.65	-	-	-	-	-	-
16 Belgium	1.108%	2,403,794.92	2,057,306.70	-	-	-	-	-	-
17 Sweden	1.076%	2,334,371.24	1,997,889.90	-	-	-	-	-	-
18 Austria	0.891%	1,933,015.59	1,654,386.53	-	-	-	-	-	-
19 Brazil	0.880%	1,909,151.20	1,633,962.00	-	-	-	-	-	-
20 Norway	0.786%	1,705,219.14	1,459,425.15	-	-	-	-	-	-
21 Saudi Arabia	0.752%	1,631,456.48	1,396,294.80	-	-	-	-	-	-
22 Denmark	0.743%	1,611,931.07	1,379,583.83	-	-	-	-	-	-
23 Greece	0.599%	1,299,524.51	1,112,208.23	-	-	-	-	-	-
24 Finland	0.567%	1,230,100.83	1,052,791.43	-	-	-	-	-	-
25 Portugal	0.530%	1,149,829.70	984,090.75	-	-	-	-	-	-
Total Largest 25 Contributors	92.581%	178,505,811.60	177,603,119.43	60,259,134.43	48,695,096.40	1,826,227.00	-	62,085,361.43	48,695,096.40
All other Member Nations	7.419%	29,147,819.00	13,328,215.51	2,636,098.36	3,451,350.94	20,210,461.07	4,205,842.71	22,846,559.43	7,657,193.65
Total	100.000%	207,653,630.60	190,931,334.94	62,895,232.79	52,146,447.34	22,036,688.07	4,205,842.71	84,931,920.86	56,352,290.05

(\*) includes advances from 2008