



منظمة الأغذية
والزراعة
للأمم المتحدة

联合国
粮食及
农业组织

Food
and
Agriculture
Organization
of
the
United
Nations

Organisation
des
Nations
Unies
pour
l'alimentation
et
l'agriculture

Продовольственная и
сельскохозяйственная
организация
Объединенных
Наций

Organización
de las
Naciones
Unidas
para la
Agricultura
y la
Alimentación

COUNCIL

Hundred and Fortieth Session

Rome, 29 November - 3 December 2010

Status of Contributions and Arrears as at 23 November 2010

Queries on the substantive content of this document may be addressed to:

Mr Nicholas Nelson
Director, Finance Division and Treasurer
Tel: +3906 5705 6040

Introduction and Contents

1. This document presents the Status of Contributions to the Regular Programme as at 23 November 2010 showing receipts of current assessments and arrears presented as follows:

APPENDIX A - Summary status of contributions to the Regular Programme;

APPENDIX B - Regular Programme Contributions as at 23 November 2010;

APPENDIX C - Member Nations with Arrears of Contributions as at 23 November 2010;

APPENDIX D - Arrears paid in full during Calendar Year 2010 as at 23 November 2010;

APPENDIX E - Arrears paid in part during Calendar Year 2010 as at 23 November 2010;

APPENDIX F - Member Nations having made no payment in 2010 against outstanding arrears as at 23 November 2010;

APPENDIX G - Member Nations with Potential Voting Rights Problems as at 23 November 2010;

APPENDIX H - Payment patterns of largest 15 contributors;

APPENDIX I - Largest 25 Contributors as at 23 November 2010.

This document is printed in limited numbers to minimize the environmental impact of FAO's processes and contribute to climate neutrality. Delegates and observers are kindly requested to bring their copies to meetings and to avoid asking for additional copies. Most FAO meeting documents are available on the Internet at www.fao.org

APPENDIX A

Summary Status of Contributions to the Regular Programme^{a b}

| | | 2010 | 2009 (for comparison) |
|-----------|---|--|--|
| 1. | Amounts outstanding on 1 January | | |
| | Current Assessments ^c | USD 218,223,500.00 EUR 208,837,000.00 | USD 222,749,000.00 EUR 185,677,500.00 |
| | Contributions in arrears ^d | USD 35,727,661.54 EUR 21,972,524.79 | USD 69,836,551.46 EUR 61,606,124.99 |
| | Total | USD 253,951,161.54 EUR 230,809,524.79 | USD 292,585,551.46 EUR 247,283,624.99 |
| 2. | Receipts 1 January to 23 November | | |
| | Current Assessments | USD 159,167,961.21 EUR 154,944,831.72 | USD 159,880,426.31 EUR 133,692,911.58 |
| | Contributions in arrears | USD 21,294,717.88 EUR 19,285,931.86 | USD 47,943,949.31 EUR 57,479,295.19 |
| | Total | USD 180,462,679.09 EUR 174,230,763.58 | USD 207,824,375.62 EUR 191,172,206.77 |
| 3. | Amounts outstanding at 23 November | | |
| | Current Assessments | USD 59,055,538.79 EUR 53,890,770.30 | USD 62,868,573.69 EUR 51,984,588.42 |
| | Contributions in arrears | USD 14,432,943.66 EUR 2,686,592.93 | USD 21,892,602.15 EUR 4,126,829.80 |
| | Total | USD 73,488,482.45 EUR 56,577,363.23 | USD 84,761,175.84 EUR 56,111,418.22 |
| | <u>Instalments due in future Years</u> | USD 7,559,541.33 EUR 407,245.28 | USD 2,438,593.11 EUR 6,549.44 |
| | <u>Total Outstanding</u> | USD 81,048,023.78 EUR 56,984,608.51 | USD 87,199,768.95 EUR 56,117,967.66 |

^a Appendix B sets out full details of receipts during 1 January - 23 November 2010.

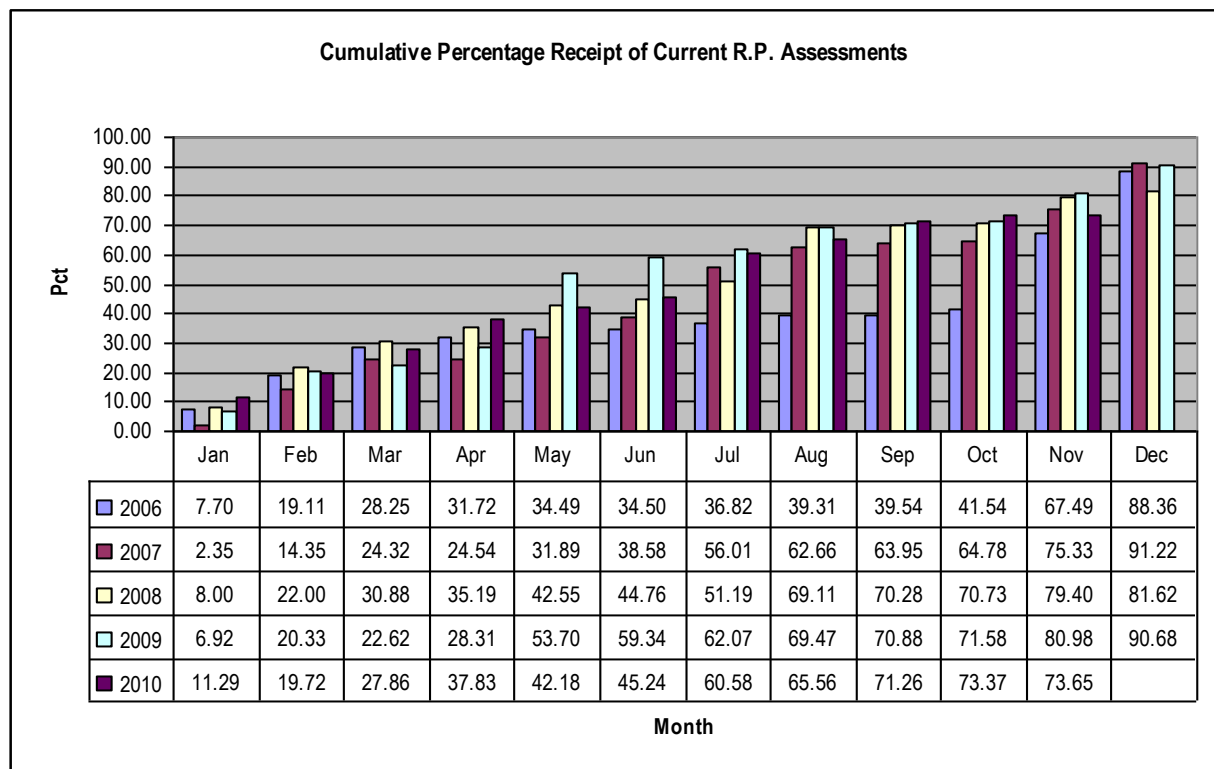
^b Contributions in arrears include amounts due under Conference authorized instalment plans.

^c Of which USD3,900,000 relates to the Tax Equalization Fund for 2010 and USD3,900,000 for 2011.

^d Contributions in arrears at 1 January includes the previous year end balance carried forward plus arrears instalments due at 1 January, less any new instalment plans approved by the Conference and New Member contributions where applicable.

Current Assessments

2. The following statistics show the cumulative percentage receipts of current assessments over the past five years.



Receipt figures are the aggregate of USD and EUR receipts. All figures are at month end except November 2010 which is at 23 November 2010.

3. The position of the 2010 assessments of Member Nations at 23 November 2010, compared to the same date during the four preceding years was as follows:

Number of Member Nations

| - | 2010 USD | 2010 EUR | 2009 USD | 2009 EUR | 2008 USD | 2008 EUR | 2007 USD | 2007 EUR | 2006 USD | 2006 EUR | 2005 USD | 2005 EUR |
|---------------------|-------------------|-------------------|-------------------|-------------------|-------------------|-------------------|-------------------|-------------------|-------------------|-------------------|-------------------|-------------------|
| Paid in full | 136 | 128 | 144 | 132 | 137 | 126 | 140 | 126 | 125 | 103 | 123 | 109 |
| Part paid | 8 | 20 | 5 | 15 | 10 | 8 | 8 | 12 | 13 | 20 | 13 | 15 |
| No payment | <u>47</u> | <u>43</u> | <u>42</u> | <u>44</u> | <u>44</u> | <u>57</u> | <u>40</u> | <u>50</u> | <u>50</u> | <u>65</u> | <u>51</u> | <u>63</u> |
| Total | <u>191</u> | <u>191</u> | <u>191</u> | <u>191</u> | <u>191</u> | <u>191</u> | <u>188</u> | <u>188</u> | <u>188</u> | <u>188</u> | <u>187</u> | <u>187</u> |

Contributions in arrears

4. The position of Member Nations with arrears of contributions at 23 November 2010 was as follows:

Number of Member Nations

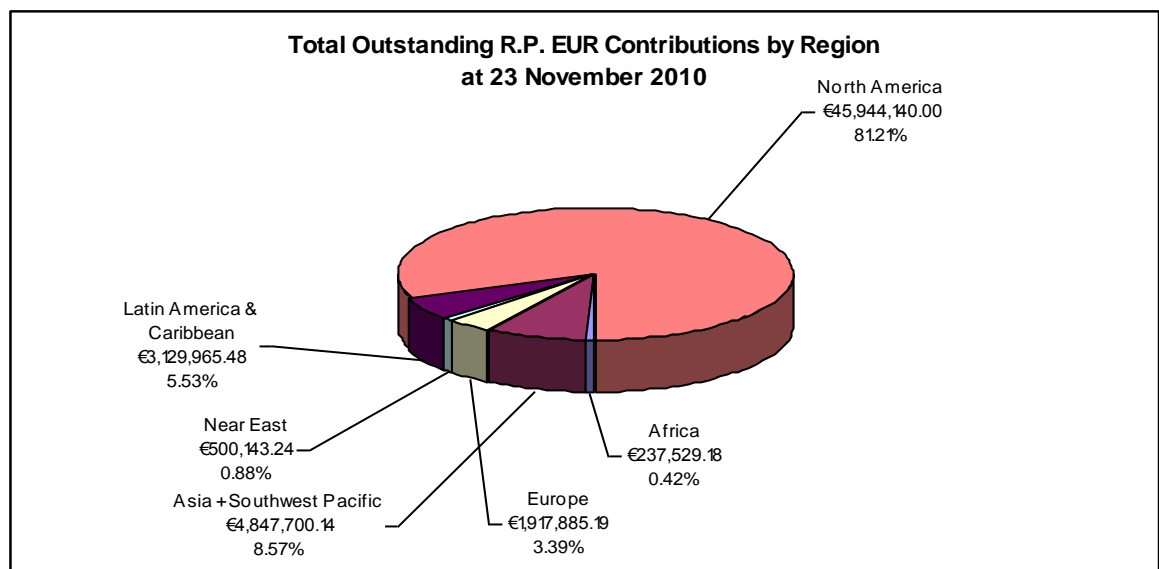
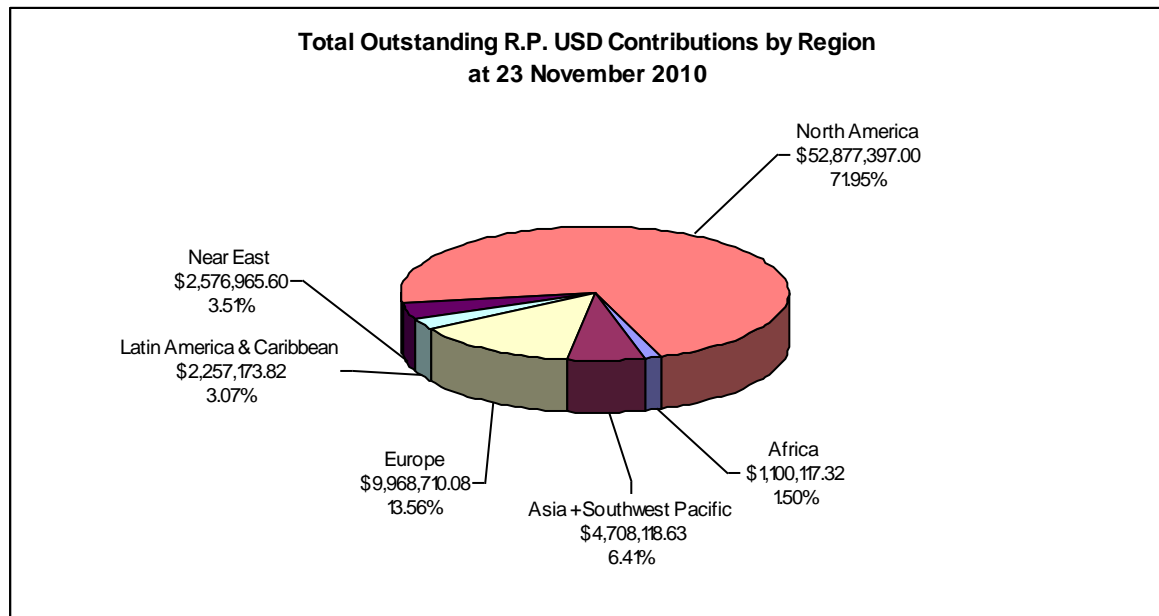
| | | |
|---|-----------|----|
| With arrears at 1 January 2010 | 73 | |
| Arrears paid in full (<i>Appendix D</i>) | | 29 |
| Arrears partially paid (<i>Appendix E</i>) | | 13 |
| No payment (<i>Appendix F</i>) | | 31 |
| With arrears at 23 November 2010 (<i>Appendix C</i>) | 44 | |

**ADDITIONAL INFORMATION REGARDING ARREARS DUE AT
23 NOVEMBER 2010**

- The total arrears at 23 November was USD 14,432,943.66 and EUR 2,686,592.93 (*Appendix B/Appendix C*) equivalent to 3.5% of current assessments.
- Four Member Nations had arrears in excess of USD 1 million (*Appendix C*).
- Arrears exceeding USD 1 million accounted for 68.6% of the total arrears due.
- Seventeen Member Nations had arrears in such amounts as to jeopardise their right to vote in accordance with Article III.4 of the Constitution (*Appendix G*).
- The total of 44 Member Nations in arrears at 23 November 2010 was at the same level as at 23 November 2009.

Total Contributions Outstanding

5. The following charts show the geographical distribution of the total of all Regular Programme contributions outstanding in USD and EUR at 23 November 2010.



APPENDIX B

Regular Programme Contributions - Status as at 23 November 2010

| Member Nations | Receipts: ¹ | | Outstanding Contributions | | | | Total Outstanding | |
|--------------------------------|--|--------------|------------------------------|------------|-------------------------------------|------------|-------------------|------------|
| | Amounts received year to date ² | | Relating to 2010 Assessments | | Arrears: 2009 and prior assessments | | | |
| | USD | EUR | USD | EUR | USD | EUR | USD | EUR |
| Afghanistan | 2,143.23 | 2,088.37 | - | - | - | - | - | - |
| Albania | 12,859.41 | 12,530.22 | - | - | - | - | - | - |
| Algeria | 184,318.21 | 179,599.82 | - | - | - | - | - | - |
| Andorra | - | - | 17,145.88 | 16,706.96 | - | - | 17,145.88 | 16,706.96 |
| Angola | 6,429.71 | 6,265.11 | - | - | - | - | - | - |
| Antigua and Barbuda | - | - | 4,286.47 | 4,176.74 | 327,102.75 | 25,047.04 | 331,389.22 | 29,223.78 |
| Argentina | 3,131,438.33 | 2,569,512.49 | - | - | - | - | - | - |
| Armenia | 79,286.47 | 4,176.74 | - | - | - | - | - | - |
| Australia | 3,849,250.06 | 3,750,712.52 | - | - | - | - | - | - |
| Austria | 1,909,622.39 | 1,607,639.53 | - | 253,098.14 | - | - | - | 253,098.14 |
| Azerbaijan | 136,398.43 | 10,441.85 | - | - | - | - | - | - |
| Bahamas | 34,291.76 | 33,413.92 | - | - | - | - | - | - |
| Bahrain | 70,726.76 | 68,916.21 | - | - | - | - | - | - |
| Bangladesh | 21,432.35 | 20,883.70 | - | - | - | - | - | - |
| Barbados | 19,289.12 | 18,795.33 | - | - | - | - | - | - |
| Belarus | 42,864.70 | 41,767.40 | - | - | - | - | - | - |
| Belgium | 2,374,704.38 | 2,313,913.96 | - | - | - | - | - | - |
| Belize | 2,143.23 | 2,088.37 | - | - | - | - | - | - |
| Benin | 2,143.23 | 2,088.37 | - | - | - | - | - | - |
| Bhutan | 2,143.23 | 2,088.37 | - | - | - | - | - | - |
| Bolivia Plurinational State of | 20,070.17 | 12,201.61 | 12,859.41 | 12,530.22 | 13,016.94 | 11,140.65 | 25,876.35 | 23,670.87 |
| Bosnia and Herzegovina | 12,859.41 | 12,530.22 | - | - | - | - | - | - |
| Botswana | 30,005.29 | 55,232.03 | - | - | - | - | - | - |
| Brazil | 1,886,046.80 | 1,837,765.60 | - | - | - | - | - | - |
| Bulgaria | - | - | 42,864.70 | 41,767.40 | 43,389.80 | 37,135.50 | 86,254.50 | 78,902.90 |
| Burkina Faso | 4,286.47 | 4,176.74 | - | - | - | - | - | - |
| Burundi | 32,399.34 | 4,429.95 | - | - | - | - | - | - |
| Cambodia | 2,143.23 | 2,088.37 | - | - | - | - | - | - |
| Cameroon | 15,539.45 | 71.86 | 3,749.67 | 18,723.47 | - | - | 3,749.67 | 18,723.47 |
| Canada | 6,412,559.12 | 6,248,403.04 | - | - | - | - | - | - |
| Cape Verde | 2,143.23 | 2,088.37 | - | - | - | - | - | - |
| Central African Republic | 2,143.23 | 2,088.37 | - | - | - | - | - | - |
| Chad | 2,143.23 | 2,088.37 | - | - | - | - | - | - |
| Chile | 70,829.11 | 338,315.94 | 276,374.96 | - | - | 861,871.21 | 276,374.96 | 861,871.21 |
| China | 5,743,869.80 | 5,596,831.60 | - | - | - | - | - | - |

| Member Nations | Receipts: ¹ | | Outstanding Contributions | | | | Total Outstanding | |
|------------------------------|--|---------------|------------------------------|------------|--|------------|-------------------|------------|
| | Amounts received year to date ³ | | Relating to 2010 Assessments | | Arrears: 2009 and prior assessments ² | | | |
| | USD | EUR | USD | EUR | USD | EUR | USD | EUR |
| Colombia | 227,182.91 | 416,447.87 | - | - | - | - | - | - |
| Comoros | - | - | 2,143.23 | 2,088.37 | 279,201.12 | 10,738.28 | 281,344.35 | 12,826.65 |
| Congo | 2,143.23 | 2,088.37 | - | - | - | - | - | - |
| Cook Islands | 2,169.49 | 2,088.38 | 2,143.23 | 1,856.76 | - | - | 2,143.23 | 1,856.76 |
| Costa Rica | 14,276.40 | 4,758.67 | 54,307.12 | 66,827.84 | - | 239,436.52 | 54,307.12 | 306,264.36 |
| Croatia | 107,161.75 | 104,418.50 | - | - | - | - | - | - |
| Cuba | 46,820.09 | 81,869.15 | 115,734.69 | 112,771.98 | 109,832.11 | 200,531.70 | 225,566.80 | 313,303.68 |
| Cyprus | 94,302.34 | 91,888.28 | - | - | - | - | - | - |
| Czech Republic | 604,392.27 | 588,920.34 | - | - | - | - | - | - |
| Côte d'Ivoire | - | - | 19,289.12 | 18,795.33 | 39,050.82 | 61,389.20 | 58,339.94 | 80,184.53 |
| D.P.Rep. of Korea | 15,002.65 | 14,618.59 | - | - | - | - | - | - |
| Democratic Republic of Congo | 6,429.71 | 5,468.77 | - | 796.34 | - | - | - | 796.34 |
| Denmark | 1,592,423.61 | 1,551,658.91 | - | - | - | - | - | - |
| Djibouti | - | 2,088.37 | 2,143.23 | - | 4,338.98 | 3,683.54 | 6,482.21 | 3,683.54 |
| Dominica | - | - | 2,143.23 | 2,088.37 | - | - | 2,143.23 | 2,088.37 |
| Dominican Republic | - | - | 51,437.64 | 50,120.88 | 148,892.82 | 253,246.46 | 200,330.46 | 303,367.34 |
| Ecuador | 45,007.94 | 43,855.77 | - | - | - | - | - | - |
| Egypt | 190,747.92 | 185,864.93 | - | - | - | - | - | - |
| El Salvador | 42,864.70 | 44,564.50 | - | - | - | - | - | - |
| Equatorial Guinea | - | 7,045.48 | 4,286.47 | 844.81 | 7,241.79 | 1,307.96 | 11,528.26 | 2,152.77 |
| Eritrea | 2,143.23 | 2,088.37 | - | - | - | - | - | - |
| Estonia | 34,291.76 | 33,413.92 | - | - | - | - | - | - |
| Ethiopia | - | - | 6,429.71 | 6,265.11 | - | - | 6,429.71 | 6,265.11 |
| Fiji | 6,429.71 | 6,265.11 | - | - | - | - | - | - |
| Finland | 1,215,214.25 | 1,184,105.79 | - | - | - | - | - | - |
| France | 13,570,964.02 | 13,223,558.84 | - | - | - | - | - | - |
| Gabon | - | - | 17,145.88 | 16,706.96 | 17,355.92 | 14,854.20 | 34,501.80 | 31,561.16 |
| Gambia | 2,143.23 | 2,088.37 | - | - | - | - | - | - |
| Georgia | 128,162.02 | 6,265.11 | - | - | - | - | - | - |
| Germany | 18,472,542.47 | 17,999,661.03 | - | - | - | - | - | - |
| Ghana | - | 7,427.10 | 8,572.94 | 1,084.21 | - | - | 8,572.94 | 1,084.21 |
| Greece | 1,283,797.77 | 1,250,933.63 | - | - | - | - | - | - |
| Grenada | - | - | 2,143.23 | 2,088.37 | 2,169.49 | 1,856.77 | 4,312.72 | 3,945.14 |
| Guatemala | - | - | 68,583.52 | 66,827.84 | - | 98,156.11 | 68,583.52 | 164,983.95 |
| Guinea | - | - | 2,143.23 | 2,088.37 | - | 482.06 | 2,143.23 | 2,570.43 |
| Guinea-Bissau | - | - | 2,143.23 | 2,088.37 | 106,911.74 | 10,738.28 | 109,054.97 | 12,826.65 |
| Guyana | 2,143.23 | - | - | 2,088.37 | - | 2,939.55 | - | 5,027.92 |

| Member Nations | Receipts: ¹ | | Outstanding Contributions | | | | Total Outstanding | |
|------------------------------|--|---------------|------------------------------|--------------|--|-----------|-------------------|--------------|
| | Amounts received year to date ³ | | Relating to 2009 Assessments | | Arrears: 2008 and prior assessments ² | | | |
| | USD | EUR | USD | EUR | USD | EUR | USD | EUR |
| Haiti | 4,286.47 | 4,176.74 | - | - | - | - | - | - |
| Honduras | 10,716.18 | 10,326.09 | - | 1,419.49 | - | - | - | 1,419.49 |
| Hungary | 525,092.58 | 511,650.65 | - | - | - | - | - | - |
| Iceland | - | - | 79,299.70 | 77,269.69 | - | - | 79,299.70 | 77,269.69 |
| India | 968,742.22 | 943,943.24 | - | - | - | - | - | - |
| Indonesia | 347,204.07 | 338,315.94 | - | - | - | - | - | - |
| Iran, Islamic Republic of | - | - | 387,925.54 | 377,994.97 | - | - | 387,925.54 | 377,994.97 |
| Iraq | 579,761.56 | 81,792.89 | - | - | - | - | - | - |
| Ireland | 958,026.05 | 933,501.39 | - | - | - | - | - | - |
| Israel | 902,301.94 | 879,203.77 | - | - | - | - | - | - |
| Italy | 10,939,071.44 | 10,415,247.75 | - | 243,792.73 | - | - | - | 243,792.73 |
| Jamaica | 21,432.35 | 20,883.70 | - | - | - | - | - | - |
| Japan | 35,804,883.91 | 34,888,309.22 | - | - | - | - | - | - |
| Jordan | 25,718.82 | 25,060.44 | - | - | - | - | - | - |
| Kazakhstan | 62,153.82 | 60,562.73 | - | - | - | - | - | - |
| Kenya | 11,503.64 | 20,883.70 | 9,928.71 | - | - | - | 9,928.71 | - |
| Kiribati | 2,143.23 | 2,088.37 | - | - | 3,530.62 | - | 3,530.62 | - |
| Korea, Republic of | 258,765.76 | 4,055,196.60 | 4,680,825.24 | 4,561,000.08 | - | - | 4,680,825.24 | 4,561,000.08 |
| Kuwait | 392,212.01 | 382,171.71 | - | - | - | - | - | - |
| Kyrgyzstan | 2,143.23 | - | - | 2,088.37 | 870,801.26 | 6,250.41 | 870,801.26 | 8,338.78 |
| Lao People's Democratic Rep. | 2,143.23 | 2,088.37 | - | - | - | - | - | - |
| Latvia | 38,578.23 | 37,590.66 | - | - | - | - | - | - |
| Lebanon | 72,869.99 | 71,004.58 | - | - | - | - | - | - |
| Lesotho | 2,143.23 | 2,088.37 | - | - | - | - | - | - |
| Liberia | 5,102.41 | - | 2,143.23 | 2,088.37 | 270,653.63 | 10,738.28 | 272,796.86 | 12,826.65 |
| Libyan Arab Jamahiriya | - | 95,171.44 | 132,880.57 | 34,307.50 | 208,046.15 | - | 340,926.72 | 34,307.50 |
| Lithuania | 66,440.29 | 64,739.47 | - | - | - | - | - | - |
| Luxembourg | 184,318.21 | 179,599.82 | - | - | - | - | - | - |
| Madagascar | 4,286.47 | 75.74 | - | 4,176.74 | - | 3,589.39 | - | 7,766.13 |
| Malawi | 0.04 | 0.44 | 2,143.19 | 2,087.93 | - | - | 2,143.19 | 2,087.93 |
| Malaysia | 409,357.89 | 398,878.67 | - | - | - | - | - | - |
| Maldives | 2,143.23 | 2,088.37 | - | - | - | - | - | - |
| Mali | 2,143.23 | 2,088.37 | - | - | - | - | - | - |
| Malta | 7.01 | 85.96 | 36,427.99 | 35,416.33 | - | - | 36,427.99 | 35,416.33 |
| Marshall Islands | 2,143.23 | 1,521.21 | - | 673.47 | - | - | - | 673.47 |
| Mauritania | 2,049.29 | 2,029.87 | 93.94 | 58.50 | - | - | 93.94 | 58.50 |
| Mauritius | 23,575.59 | 22,972.07 | - | - | - | - | - | - |
| Mexico | 4,860,856.98 | 8,527,272.96 | - | - | - | - | - | - |
| Micronesia, Federated States | 2,143.23 | 1,887.19 | - | 2,088.37 | - | 3,116.56 | - | 5,204.93 |
| Moldova, Republic of | 112,143.23 | 2,088.37 | - | - | - | - | - | - |
| Monaco | 6,429.71 | 6,265.11 | - | - | - | - | - | - |
| Mongolia | 2,143.23 | 2,088.37 | - | - | - | - | - | - |
| Montenegro | 2,143.23 | 2,088.37 | - | - | 2,009.46 | - | 2,009.46 | - |
| Morocco | 90,015.87 | 87,711.54 | - | - | - | - | - | - |
| Mozambique | 2,143.23 | 2,088.37 | - | - | - | - | - | - |
| Myanmar | 10,716.18 | 10,605.82 | - | - | - | - | - | - |

| Member Nations | Receipts: ¹ | | Outstanding Contributions | | | | Total Outstanding | |
|-----------------------|--|--------------|------------------------------|------------|--|------------|-------------------|------------|
| | Amounts received year to date ³ | | Relating to 2010 Assessments | | Arrears: 2009 and prior assessments ² | | | |
| | USD | EUR | USD | EUR | USD | EUR | USD | EUR |
| Namibia | 12,859.41 | 12,530.22 | - | - | - | - | - | - |
| Nauru | - | - | 2,143.23 | 2,088.37 | 246.17 | 10,738.28 | 2,389.40 | 12,826.65 |
| Nepal | 6,429.71 | - | - | 6,265.11 | - | - | - | 6,265.11 |
| Netherlands | 4,033,568.27 | 3,930,312.34 | - | - | - | - | - | - |
| New Zealand | 550,811.40 | 536,711.09 | - | - | - | - | - | - |
| Nicaragua | - | - | 4,286.47 | 4,176.74 | 10,443.27 | 13,287.03 | 14,729.74 | 17,463.77 |
| Niger | - | - | 2,143.23 | 2,088.37 | 1,204.23 | 1,856.77 | 3,347.46 | 3,945.14 |
| Nigeria | 131,363.45 | 164,833.84 | - | - | - | - | - | - |
| Niue | 0.40 | 834.89 | 2,142.83 | 1,253.48 | - | - | 2,142.83 | 1,253.48 |
| Norway | 1,684,582.71 | 1,641,458.82 | - | - | - | - | - | - |
| Oman | 156,456.16 | 152,451.01 | - | - | - | - | - | - |
| Pakistan | 254,450.78 | 4,627.20 | - | 123,213.83 | - | 107,363.21 | - | 230,577.04 |
| Palau | - | - | 2,143.23 | 2,088.37 | 10,657.62 | 10,738.28 | 12,800.85 | 12,826.65 |
| Panama | 49,294.41 | 48,032.51 | - | - | - | - | - | - |
| Papua New Guinea | 4,286.47 | 4,176.74 | - | - | - | - | - | - |
| Paraguay | 21,563.63 | 75,597.39 | - | 10,319.38 | - | - | - | 10,319.38 |
| Peru | - | - | 167,172.33 | 162,892.86 | 392,626.00 | 455,830.57 | 559,798.33 | 618,723.43 |
| Philippines | 167,172.33 | 166,866.86 | - | - | - | - | - | - |
| Poland | - | 786,302.25 | 1,080,190.44 | 998,098.03 | - | - | 1,080,190.44 | 998,098.03 |
| Portugal | 1,135,914.55 | 1,106,836.10 | - | - | - | - | - | - |
| Qatar | 184,318.21 | 272,183.79 | - | - | - | - | - | - |
| Romania | 150,026.45 | 146,185.90 | - | - | - | - | - | - |
| Russian Federation | 2,584,741.41 | 2,518,574.22 | - | - | - | - | - | - |
| Rwanda | 2,143.23 | 2,088.37 | - | - | - | - | - | - |
| Saint Lucia | 3,495.40 | 2,088.37 | - | - | 817.32 | 1,856.77 | 817.32 | 1,856.77 |
| Samoa | 2,143.23 | 2,088.37 | - | - | - | - | - | - |
| San Marino | 6,429.71 | 6,265.11 | - | - | - | - | - | - |
| Sao Tome and Principe | - | - | 2,143.23 | 2,088.37 | 276,421.74 | 10,738.28 | 278,564.97 | 12,826.65 |
| Saudi Arabia | 1,611,712.72 | 1,570,454.24 | - | - | - | - | - | - |
| Senegal | 8,572.94 | 8,353.48 | - | - | - | - | - | - |
| Serbia | - | 43,855.77 | 45,007.94 | - | - | - | 45,007.94 | - |
| Seychelles | 18,894.92 | 4,878.05 | - | - | - | - | - | - |
| Sierra Leone | - | - | 2,143.23 | 2,088.37 | 352.68 | 10,738.28 | 2,495.91 | 12,826.65 |
| Slovakia | 135,023.81 | 131,567.31 | - | - | - | - | - | - |
| Slovenia | 207,893.80 | 202,571.89 | - | - | - | - | - | - |
| Solomon Islands | 53,519.37 | 5,577.49 | - | - | - | - | - | - |
| Somalia | - | - | 2,143.23 | 2,088.37 | 352,325.74 | 10,738.28 | 354,468.97 | 12,826.65 |
| South Africa | 625,824.62 | 609,804.04 | - | - | - | - | - | - |

| Member Nations | Receipts: ¹ | | Outstanding Contributions | | | | Total Outstanding | |
|-----------------------------------|--|------------------|------------------------------|-----------------|--|----------------|-------------------|-----------------|
| | Amounts received year to date ³ | | Relating to 2010 Assessments | | Arrears: 2009 and prior assessments ² | | | |
| | USD | EUR | USD | EUR | USD | EUR | USD | EUR |
| Spain | 12,864,858.68 | 6,229,607.71 | - | - | - | - | - | - |
| Sri Lanka | 34,291.76 | 33,413.92 | - | - | - | - | - | - |
| St Kitts and Nevis | - | 272.57 | 2,143.23 | 1,815.80 | - | - | 2,143.23 | 1,815.80 |
| St Vincent and the Grenadines | 2,169.49 | 2,088.37 | 2,143.23 | - | - | - | 2,143.23 | - |
| Sudan | 21,432.35 | 20,883.70 | - | - | 17,583.92 | - | 17,583.92 | - |
| Suriname | 2,143.23 | 2,088.37 | - | - | - | - | - | - |
| Swaziland | 4,286.47 | 4,176.74 | - | - | - | - | - | - |
| Sweden | 2,306,120.86 | 2,247,086.12 | - | - | - | - | - | - |
| Switzerland | 2,619,033.17 | 2,551,988.14 | - | - | - | - | - | - |
| Syrian Arab Republic | 34,291.76 | 33,413.92 | - | - | - | - | - | - |
| Tajikistan | 16,364.49 | 4,304.52 | - | - | 115,469.79 | - | 115,469.79 | - |
| Tanzania, United Republic of | 12,859.41 | 11,975.35 | - | 554.87 | - | - | - | 554.87 |
| Thailand | 400,784.95 | 390,525.19 | - | - | - | - | - | - |
| The Former Yug. Rep. Of Macedonia | - | - | 10,716.18 | 10,441.85 | - | - | 10,716.18 | 10,441.85 |
| Timor-Leste | - | - | 2,143.23 | 2,088.37 | - | 5,481.35 | 2,143.23 | 7,569.72 |
| Togo | - | 2,088.37 | 2,143.23 | - | - | - | 2,143.23 | - |
| Tonga | 2,143.23 | 690.39 | - | - | - | - | - | - |
| Trinidad and Tobago | 57,867.35 | 56,385.99 | - | - | - | - | - | - |
| Tunisia | 66,440.29 | 56,161.65 | - | 9,198.45 | - | - | - | 9,198.45 |
| Turkey | 820,859.01 | 799,845.71 | - | - | - | - | - | - |
| Turkmenistan | - | - | 12,859.41 | 12,530.22 | 470,447.78 | 50,461.58 | 483,307.19 | 62,991.80 |
| Tuvalu | 2,143.23 | 2,088.37 | - | - | - | - | - | - |
| Uganda | - | - | 6,429.71 | 6,265.11 | 6,508.47 | 181.78 | 12,938.18 | 6,446.89 |
| Ukraine | 12,254.94 | - | 96,445.58 | 93,976.65 | 85,372.11 | 83,554.88 | 181,817.69 | 177,531.53 |
| United Arab Emirates | 651,543.44 | 634,864.48 | - | - | - | - | - | - |
| United Kingdom | 14,306,093.63 | 13,939,869.75 | - | - | - | - | - | - |
| United States of America | 10,705,756.00 | 8,169,810.00 | 51,051,170.00 | 45,944,140.00 | 1,826,227.00 | - | 52,877,397.00 | 45,944,140.00 |
| Uruguay | 58,576.23 | 56,385.99 | 57,867.35 | - | - | - | 57,867.35 | - |
| Uzbekistan | 17,327.92 | 14,829.20 | 17,145.88 | 16,706.96 | 7,386.42 | 9,920.07 | 24,532.30 | 26,627.03 |
| Vanuatu | 4,338.98 | 3,713.54 | 2,143.23 | 2,088.37 | - | - | 2,143.23 | 2,088.37 |
| Venezuela, Bolivarian Republic | - | - | 430,790.24 | 419,762.37 | - | 44,857.85 | 430,790.24 | 464,620.22 |
| Viet Nam | 51,437.64 | 44,563.00 | - | 5,557.88 | - | - | - | 5,557.88 |
| Yemen | 15,002.65 | 14,618.59 | - | - | - | - | - | - |
| Yugoslavia | - | - | - | - | 8,405,308.00 | - | 8,405,308.00 | - |
| Zambia | 2,143.23 | 2,088.37 | - | - | - | - | - | - |
| Zimbabwe | 17,145.88 | 16,706.96 | - | - | - | - | - | - |
| Total | \$ 180,462,679.09 | € 174,230,763.58 | \$ 59,055,538.79 | € 53,890,770.30 | \$ 14,432,943.66 | € 2,686,592.93 | \$ 73,488,482.45 | € 56,577,363.23 |

^{1/} Of USD receipts, USD 159,167,961.21 credited to 2010 assessments, USD 21,294,717.88 to arrears. Of EUR receipts, EUR 154,944,831.72 credited to 2010 assessments, EUR 19,285,931.86 to arrears.

^{2/} Includes advances carried forward from previous years.

Conference Authorized Arrears Instalments - Summary

| Member Nations | Receipts | | Instalments | | | | Total Outstanding | |
|----------------|---------------------|-------------------|--------------------|--------------------|----------------------------|----------------------------|---------------------|-------------------|
| | USD | EUR | Due in 2010 USD | Due in 2010 EUR | Due in future Years USD | Due in future Years EUR | USD | EUR |
| Armenia | 79,286.47 | 4,176.74 | | | 1,278,298.63 | | 1,278,298.63 | - |
| Azerbaijan | 136,398.43 | 10,441.85 | | | 377,046.78 | | 377,046.78 | - |
| Burundi | 32,399.34 | 4,429.95 | | | | | - | - |
| Georgia | 128,162.02 | 6,265.11 | - | | 1,095,590.77 | | 1,095,590.77 | - |
| Iraq | 579,761.56 | 81,792.89 | | | 4,380,904.27 | 403,738.73 | 4,380,904.27 | 403,738.73 |
| Moldova | 112,143.23 | 2,088.37 | - | | 354,658.63 | | 354,658.63 | - |
| Seychelles | 18,894.92 | 4,878.05 | - | - | 73,042.25 | 3,506.55 | 73,042.25 | 3,506.55 |
| Total | 1,087,045.97 | 114,072.96 | - | - | 7,559,541.33 | 407,245.28 | 7,559,541.33 | 407,245.28 |

APPENDIX C

Member Nations with Arrears of Contributions - status as at 23 November 2010

| Level | Member Nation | Currency | 2009 | 2008 | 2007 | 2006 | Prior | Total Arrears |
|----------------------------------|--------------------------------|----------|------------|------------|------------|------------|---------------|---------------|
| Arrears over \$1,000,000 | Chile | EUR | | 300,449.66 | 403,059.54 | 158,362.01 | | 861,871.21 |
| | Peru | USD | 169,220.22 | 169,220.22 | 54,185.56 | | | 392,626.00 |
| | | EUR | 144,828.45 | 144,828.45 | 166,173.67 | | | 455,830.57 |
| | United States of America | USD | | | | | 1,826,227.00 | 1,826,227.00 |
| | Yugoslavia | USD | | | | | 8,405,308.00 | 8,405,308.00 |
| | | EUR | 144,828.45 | 445,278.11 | 569,233.21 | 158,362.01 | | 1,317,701.78 |
| | | USD | 169,220.22 | 169,220.22 | 54,185.56 | | 10,231,535.00 | 10,624,161.00 |
| Arrears \$250,000 to \$1,000,000 | Antigua and Barbuda | USD | 4,338.98 | 4,338.98 | 5,295.93 | 5,295.93 | 307,832.93 | 327,102.75 |
| | | EUR | 3,713.55 | 3,713.55 | 5,303.42 | 5,303.42 | 7,013.10 | 25,047.04 |
| | Comoros | USD | 2,169.49 | 2,169.49 | 1,765.31 | 1,765.31 | 271,331.52 | 279,201.12 |
| | | EUR | 1,856.77 | 1,856.77 | 1,767.81 | 1,767.81 | 3,489.12 | 10,738.28 |
| | Costa Rica | EUR | 59,416.80 | 59,416.80 | 54,801.96 | 54,801.96 | 10,999.00 | 239,436.52 |
| | Cuba | USD | 109,832.11 | | | | | 109,832.11 |
| | | EUR | 100,265.85 | 100,265.85 | | | | 200,531.70 |
| | Dominican Republic | USD | 52,067.76 | 52,067.76 | 44,757.30 | | | 148,892.82 |
| | | EUR | 44,562.60 | 44,562.60 | 63,640.98 | 63,640.98 | 36,839.30 | 253,246.46 |
| | Kyrgyzstan | USD | | | 1,765.31 | 1,765.31 | 867,270.64 | 870,801.26 |
| | | EUR | 150.46 | 1,856.77 | 1,767.81 | 1,767.81 | 707.56 | 6,250.41 |
| | Liberia | USD | | | | | 270,653.63 | 270,653.63 |
| | | EUR | 1,856.77 | 1,856.77 | 1,767.81 | 1,767.81 | 3,489.12 | 10,738.28 |
| | Sao Tome and Principe | USD | 2,169.49 | 2,169.49 | 1,765.31 | 1,765.31 | 268,552.14 | 276,421.74 |
| | | EUR | 1,856.77 | 1,856.77 | 1,767.81 | 1,767.81 | 3,489.12 | 10,738.28 |
| | Somalia | USD | 2,169.49 | 2,169.49 | 1,765.31 | 1,765.31 | 344,456.14 | 352,325.74 |
| | | EUR | 1,856.77 | 1,856.77 | 1,767.81 | 1,767.81 | 3,489.12 | 10,738.28 |
| | | USD | 13,016.94 | 13,016.94 | 8,826.55 | 8,826.55 | 426,760.80 | 470,447.78 |
| | Turkmenistan | EUR | 11,140.65 | 11,140.65 | 8,839.03 | 8,839.03 | 10,502.22 | 50,461.58 |
| | | EUR | 226,676.99 | 228,383.30 | 141,424.44 | 141,424.44 | 80,017.66 | 817,926.83 |
| | | USD | 185,764.26 | 75,932.15 | 65,941.02 | 21,183.72 | 2,756,857.80 | 3,105,678.95 |
| Arrears less than \$250,000 | Bolivia Plurinational State of | USD | 13,016.94 | | | | | 13,016.94 |
| | | EUR | 11,140.65 | | | | | 11,140.65 |
| | Bulgaria | USD | 43,389.80 | | | | | 43,389.80 |
| | | EUR | 37,135.50 | | | | | 37,135.50 |
| | Côte d'Ivoire | USD | 19,525.41 | 19,525.41 | | | | 39,050.82 |
| | | EUR | 16,710.98 | 16,710.98 | 17,678.05 | 10,289.19 | | 61,389.20 |
| | Djibouti | USD | 2,169.49 | 2,169.49 | | | | 4,338.98 |
| | | EUR | 1,856.77 | 1,826.77 | | | | 3,683.54 |
| | Equatorial Guinea | USD | 4,338.98 | 2,902.81 | | | | 7,241.79 |
| | | EUR | | 1,307.96 | | | | 1,307.96 |
| | Gabon | USD | 17,355.92 | | | | | 17,355.92 |
| | | EUR | 14,854.20 | | | | | 14,854.20 |
| | Grenada | USD | 2,169.49 | | | | | 2,169.49 |
| | | EUR | 1,856.77 | | | | | 1,856.77 |
| | Guatemala | EUR | 59,416.80 | 38,739.31 | | | | 98,156.11 |
| | Guinea | EUR | 482.06 | | | | | 482.06 |
| | Guinea-Bissau | USD | 2,169.49 | 2,169.49 | 1,765.31 | 1,765.31 | 99,042.14 | 106,911.74 |
| | | EUR | 1,856.77 | 1,856.77 | 1,767.81 | 1,767.81 | 3,489.12 | 10,738.28 |
| | Guyana | EUR | 1,856.77 | 1,082.78 | | | | 2,939.55 |
| | Kiribati | USD | | | 1,765.31 | 1,765.31 | | 3,530.62 |
| | Libyan Arab Jamahiriya | USD | 134,508.38 | | 73,537.77 | | | 208,046.15 |
| | Madagascar | EUR | 3,589.39 | | | | | 3,589.39 |
| | Micronesia, Federated States | EUR | 1,856.77 | 1,259.79 | | | | 3,116.56 |
| | Montenegro | USD | | 2,009.46 | | | | 2,009.46 |
| | Nauru | USD | 246.17 | | | | | 246.17 |
| | | EUR | 1,856.77 | 1,856.77 | 1,767.81 | 1,767.81 | 3,489.12 | 10,738.28 |
| | Nicaragua | USD | 4,338.98 | 4,338.98 | 1,765.31 | | | 10,443.27 |
| | | EUR | 3,713.55 | 3,713.55 | 1,767.81 | 1,767.81 | 2,324.31 | 13,287.03 |
| | Niger | USD | 1,204.23 | | | | | 1,204.23 |
| | | EUR | 1,856.77 | | | | | 1,856.77 |
| | Pakistan | EUR | 107,363.21 | | | | | 107,363.21 |
| | Palau | USD | 2,169.49 | 2,169.49 | 1,765.31 | 1,765.31 | 2,788.02 | 10,657.62 |
| | | EUR | 1,856.77 | 1,856.77 | 1,767.81 | 1,767.81 | 3,489.12 | 10,738.28 |
| | Saint Lucia | USD | 817.32 | | | | | 817.32 |
| | | EUR | 1,856.77 | | | | | 1,856.77 |
| | Sierra Leone | USD | 352.68 | | | | | 352.68 |
| | | EUR | 1,856.77 | 1,856.77 | 1,767.81 | 1,767.81 | 3,489.12 | 10,738.28 |
| | Sudan | USD | 17,583.92 | | | | | 17,583.92 |
| | Tajikistan | USD | | | | | 115,469.79 | 115,469.79 |
| | Timor-Leste | EUR | 1,856.77 | 1,856.77 | 1,767.81 | | | 5,481.35 |
| | Uganda | USD | 6,508.47 | | | | | 6,508.47 |
| | | EUR | 181.78 | | | | | 181.78 |
| | Ukraine | USD | 85,372.11 | | | | | 85,372.11 |
| | | EUR | 83,554.88 | | | | | 83,554.88 |
| | Uzbekistan | USD | | | 7,386.42 | | | 7,386.42 |
| | | EUR | | | 9,920.07 | | | 9,920.07 |
| | Venezuela, Bolivarian Republic | EUR | 44,857.85 | | | | | 44,857.85 |
| | | EUR | 403,425.32 | 73,924.99 | 38,204.98 | 19,128.24 | 16,280.79 | 550,964.32 |
| | | USD | 357,237.27 | 35,285.13 | 87,985.43 | 5,295.93 | 217,299.95 | 703,103.71 |
| Total Arrears | | EUR | 774,930.76 | 747,586.40 | 748,862.63 | 318,914.69 | 96,298.45 | 2,686,592.93 |
| Total Arrears | | USD | 712,221.75 | 280,437.50 | 208,112.01 | 26,479.65 | 13,205,692.75 | 14,432,943.66 |

APPENDIX D

Arrears paid in full during Calendar Year 2010 - status as at 23 November 2010

| No | Member Nation | Arrears Paid USD | Arrears Paid EUR |
|------------------------------------|-------------------------------|-------------------------|------------------------|
| 1 | Argentina | \$ 2,430,600.48 | € 1,886,615.50 |
| 2 | Armenia | \$ 75,000.00 | € - |
| 3 | Azerbaijan | \$ 125,682.25 | € - |
| 4 | Botswana | \$ - | € 25,994.85 |
| 5 | Burundi | \$ 30,256.11 | € 2,341.58 |
| 6 | Colombia | \$ - | € 195,080.65 |
| 7 | Cook Islands | \$ 2,169.49 | € 1,856.77 |
| 8 | El Salvador | \$ - | € 2,797.10 |
| 9 | Georgia | \$ 121,732.31 | € - |
| 10 | Ghana | \$ - | € 157.83 |
| 11 | Honduras | \$ - | € 1,303.73 |
| 12 | Iraq | \$ 547,613.03 | € 50,467.34 |
| 13 | Korea, Republic of | \$ 258,765.76 | € 4,055,196.60 |
| 14 | Marshall Islands | \$ - | € 106.31 |
| 15 | Mexico | \$ - | € 3,790,849.80 |
| 16 | Moldova, Republic of | \$ 110,000.00 | € - |
| 17 | Myanmar | \$ - | € 163.97 |
| 18 | Nigeria | \$ 28,488.17 | € 64,592.08 |
| 19 | Paraguay | \$ 10,847.45 | € 75,474.92 |
| 20 | Philippines | \$ - | € 3,974.00 |
| 21 | Poland | \$ - | € 731,861.80 |
| 22 | Qatar | \$ - | € 92,583.97 |
| 23 | Seychelles | \$ 14,608.45 | € 701.31 |
| 24 | Solomon Islands | \$ 51,376.14 | € 3,489.12 |
| 25 | Spain | \$ 6,471,588.67 | € - |
| 26 | St Vincent and the Grenadines | \$ 2,169.49 | € - |
| 27 | Tunisia | \$ - | € 620.63 |
| 28 | Uruguay | \$ 58,576.23 | € - |
| 29 | Vanuatu | \$ 4,338.98 | € 3,713.54 |
| Total of all Member Nations | | \$ 10,343,813.01 | € 10,989,943.40 |

APPENDIX E

Arrears paid in part during Calendar Year 2010 - status as at 23 November 2010

| No | Member Nation | Arrears Paid USD | Arrears Paid EUR | Remaining Balance USD | Remaining Balance EUR |
|------------------------------------|--------------------------------|-------------------------|-----------------------|------------------------|-----------------------|
| 1 | Bolivia Plurinational State of | \$ 20,070.17 | € 12,201.61 | \$ 13,016.94 | € 11,140.65 |
| 2 | Costa Rica | \$ - | € 4,758.67 | \$ - | € 239,436.52 |
| 3 | Cuba | \$ 46,820.09 | € 81,869.15 | \$ 109,832.11 | € 200,531.70 |
| 4 | Equatorial Guinea | \$ - | € 3,713.55 | \$ 7,241.79 | € 1,307.96 |
| 5 | Liberia | \$ 5,102.41 | € - | \$ 270,653.63 | € 10,738.28 |
| 6 | Madagascar | \$ - | € 75.74 | \$ - | € 3,589.39 |
| 7 | Micronesia, Federated States | \$ - | € 1,887.19 | \$ - | € 3,116.56 |
| 8 | Pakistan | \$ 127,999.91 | € 4,627.20 | \$ - | € 107,363.21 |
| 9 | Saint Lucia | \$ 1,352.17 | € - | \$ 817.32 | € 1,856.77 |
| 10 | Tajikistan | \$ 14,221.26 | € 2,216.15 | \$ 115,469.79 | € - |
| 11 | Ukraine | \$ 12,254.94 | € - | \$ 85,372.11 | € 83,554.88 |
| 12 | United States of America | \$ 10,705,756.00 | € 8,169,810.00 | \$ 1,826,227.00 | € - |
| 13 | Uzbekistan | \$ 17,327.92 | € 14,829.20 | \$ 7,386.42 | € 9,920.07 |
| Total of all Member Nations | | \$ 10,950,904.87 | € 8,295,988.46 | \$ 2,436,017.11 | € 672,555.99 |

APPENDIX F

Member Nations having made no payment in 2010 against outstanding arrears - status as at 23 November 2010

| No. | Member Nation | Arrears Outstanding | | | | | Total Arrears |
|-----|------------------------|---------------------|--------------|--------------|--------------|---------------|---------------|
| | | 2009 | 2008 | 2007 | 2006 | Prior | |
| 1 | Antigua and Barbuda | \$ 4,338.98 | \$ 4,338.98 | \$ 5,295.93 | \$ 5,295.93 | \$ 307,832.93 | \$ 327,102.75 |
| | | € 3,713.55 | € 3,713.55 | € 5,303.42 | € 5,303.42 | € 7,013.10 | € 25,047.04 |
| 2 | Bulgaria | \$ 43,389.80 | | | | | \$ 43,389.80 |
| | | € 37,135.50 | | | | | € 37,135.50 |
| 3 | Chile | | € 300,449.66 | € 403,059.54 | € 158,362.01 | | € 861,871.21 |
| 4 | Comoros | \$ 2,169.49 | \$ 2,169.49 | \$ 1,765.31 | \$ 1,765.31 | \$ 271,331.52 | \$ 279,201.12 |
| | | € 1,856.77 | € 1,856.77 | € 1,767.81 | € 1,767.81 | € 3,489.12 | € 10,738.28 |
| 5 | Côte d'Ivoire | \$ 19,525.41 | \$ 19,525.41 | | | | \$ 39,050.82 |
| | | € 16,710.98 | € 16,710.98 | € 17,678.05 | € 10,289.19 | | € 61,389.20 |
| 6 | Djibouti | \$ 2,169.49 | \$ 2,169.49 | | | | \$ 4,338.98 |
| | | € 1,856.77 | € 1,826.77 | | | | € 3,683.54 |
| 7 | Dominican Republic | \$ 52,067.76 | \$ 52,067.76 | \$ 44,757.30 | | | \$ 148,892.82 |
| | | € 44,562.60 | € 44,562.60 | € 63,640.98 | € 63,640.98 | € 36,839.30 | € 253,246.46 |
| 8 | Gabon | \$ 17,355.92 | | | | | \$ 17,355.92 |
| | | € 14,854.20 | | | | | € 14,854.20 |
| 9 | Grenada | \$ 2,169.49 | | | | | \$ 2,169.49 |
| | | € 1,856.77 | | | | | € 1,856.77 |
| 10 | Guatemala | | | | | | |
| | | € 59,416.80 | € 38,739.31 | | | | € 98,156.11 |
| 11 | Guinea | € 482.06 | | | | | € 482.06 |
| 12 | Guinea-Bissau | \$ 2,169.49 | \$ 2,169.49 | \$ 1,765.31 | \$ 1,765.31 | \$ 99,042.14 | \$ 106,911.74 |
| | | € 1,856.77 | € 1,856.77 | € 1,767.81 | € 1,767.81 | € 3,489.12 | € 10,738.28 |
| 13 | Guyana | | | | | | |
| | | € 1,856.77 | € 1,082.78 | | | | € 2,939.55 |
| 14 | Kiribati | | | \$ 1,765.31 | \$ 1,765.31 | | \$ 3,530.62 |
| 15 | Kyrgyzstan | | | \$ 1,765.31 | \$ 1,765.31 | \$ 867,270.64 | \$ 870,801.26 |
| | | € 150.46 | € 1,856.77 | € 1,767.81 | € 1,767.81 | € 707.56 | € 6,250.41 |
| 16 | Libyan Arab Jamahiriya | \$ 134,508.38 | | \$ 73,537.77 | | | \$ 208,046.15 |

| No. | Member Nation | Arrears Outstanding | | | | | Total Arrears |
|------------------------------------|------------------------------------|----------------------|----------------------|----------------------|---------------------|-------------------------|-------------------------|
| | | 2009 | 2008 | 2007 | 2006 | Prior | |
| 17 | Montenegro | | \$ 2,009.46 | | | | \$ 2,009.46 |
| 18 | Nauru | \$ 246.17 | | | | | \$ 246.17 |
| | | € 1,856.77 | € 1,856.77 | € 1,767.81 | € 1,767.81 | € 3,489.12 | € 10,738.28 |
| 19 | Nicaragua | \$ 4,338.98 | \$ 4,338.98 | \$ 1,765.31 | | | \$ 10,443.27 |
| | | € 3,713.55 | € 3,713.55 | € 1,767.81 | € 1,767.81 | € 2,324.31 | € 13,287.03 |
| 20 | Niger | \$ 1,204.23 | | | | | \$ 1,204.23 |
| | | € 1,856.77 | | | | | € 1,856.77 |
| 21 | Palau | \$ 2,169.49 | \$ 2,169.49 | \$ 1,765.31 | \$ 1,765.31 | \$ 2,788.02 | \$ 10,657.62 |
| | | € 1,856.77 | € 1,856.77 | € 1,767.81 | € 1,767.81 | € 3,489.12 | € 10,738.28 |
| 22 | Peru | \$ 169,220.22 | \$ 169,220.22 | \$ 54,185.56 | | | \$ 392,626.00 |
| | | € 144,828.45 | € 144,828.45 | € 166,173.67 | | | € 455,830.57 |
| 23 | Sao Tome and Principe | \$ 2,169.49 | \$ 2,169.49 | \$ 1,765.31 | \$ 1,765.31 | \$ 268,552.14 | \$ 276,421.74 |
| | | € 1,856.77 | € 1,856.77 | € 1,767.81 | € 1,767.81 | € 3,489.12 | € 10,738.28 |
| 24 | Sierra Leone | \$ 352.68 | | | | | \$ 352.68 |
| | | € 1,856.77 | € 1,856.77 | € 1,767.81 | € 1,767.81 | € 3,489.12 | € 10,738.28 |
| 25 | Somalia | \$ 2,169.49 | \$ 2,169.49 | \$ 1,765.31 | \$ 1,765.31 | \$ 344,456.14 | \$ 352,325.74 |
| | | € 1,856.77 | € 1,856.77 | € 1,767.81 | € 1,767.81 | € 3,489.12 | € 10,738.28 |
| 26 | Sudan | \$ 17,583.92 | | | | | \$ 17,583.92 |
| 27 | Timor-Leste | | | | | | |
| | | € 1,856.77 | € 1,856.77 | € 1,767.81 | | | € 5,481.35 |
| 28 | Turkmenistan | \$ 13,016.94 | \$ 13,016.94 | \$ 8,826.55 | \$ 8,826.55 | \$ 426,760.80 | \$ 470,447.78 |
| | | € 11,140.65 | € 11,140.65 | € 8,839.03 | € 8,839.03 | € 10,502.22 | € 50,461.58 |
| 29 | Uganda | \$ 6,508.47 | | | | | \$ 6,508.47 |
| | | € 181.78 | | | | | € 181.78 |
| 30 | Venezuela (Bolivarian Republic of) | | | | | | |
| | | € 44,857.85 | | | | | € 44,857.85 |
| 31 | Yugoslavia | | | | | \$ 8,405,308.00 | \$ 8,405,308.00 |
| Total of all Member Nations | | \$ 498,844.29 | \$ 277,534.69 | \$ 200,725.59 | \$ 26,479.65 | \$ 10,993,342.33 | \$ 11,996,926.55 |
| | | € 404,029.67 | € 583,479.23 | € 682,372.79 | € 262,344.92 | € 81,810.33 | € 2,014,036.94 |

APPENDIX G

Member Nations with Potential Voting Rights Problems - status as at 23 November 2010

| Member Nation | Amount in Arrears US\$ | Amount in Arrears Euro | Euro Arrears Converted at Budget Rate into US\$ | Consolidated Arrears Expressed in US\$ | Contribution Due for Two Preceding years US\$ | Contribution Due for Two Preceding years Euro | Euro Assessment Converted at Budget Rate into US\$ | Consolidated Contributions Due for Two Preceding years | Minimum Payment required to Ensure Vote in US\$ |
|--------------------------|---------------------------|---------------------------|---|--|---|---|--|--|---|
| 1 Antigua and Barbuda | \$ 327,102.75 | € 25,047.04 | \$ 31,068.58 | \$ 358,171.33 | \$ 8,677.96 | € 7,427.10 | \$ 10,100.86 | \$ 18,778.82 | \$ 339,393.52 |
| 2 Comoros | \$ 279,201.12 | € 10,738.28 | \$ 13,409.86 | \$ 292,610.98 | \$ 4,338.98 | € 3,713.54 | \$ 5,050.41 | \$ 9,389.39 | \$ 283,222.58 |
| 3 Costa Rica | \$ - | € 239,436.52 | \$ 305,131.17 | \$ 305,131.17 | \$ 138,847.36 | € 118,833.60 | \$ 161,613.70 | \$ 300,461.06 | \$ 4,671.11 |
| 4 Côte d'Ivoire | \$ 39,050.82 | € 61,389.20 | \$ 78,734.88 | \$ 117,785.70 | \$ 39,050.82 | € 33,421.96 | \$ 45,453.87 | \$ 84,504.69 | \$ 33,282.02 |
| 5 Dominican Republic | \$ 148,892.82 | € 253,246.46 | \$ 316,514.57 | \$ 465,407.39 | \$ 104,135.52 | € 89,125.20 | \$ 121,210.27 | \$ 225,345.79 | \$ 240,062.60 |
| 6 Guinea-Bissau | \$ 106,911.74 | € 10,738.28 | \$ 13,409.86 | \$ 120,321.60 | \$ 4,338.98 | € 3,713.54 | \$ 5,050.41 | \$ 9,389.39 | \$ 110,933.20 |
| 7 Kyrgyzstan | \$ 870,801.26 | € 6,250.41 | \$ 7,779.22 | \$ 878,580.48 | \$ 4,338.98 | € 3,713.54 | \$ 5,050.41 | \$ 9,389.39 | \$ 869,192.08 |
| 8 Liberia | \$ 270,653.63 | € 10,738.28 | \$ 13,409.86 | \$ 284,063.49 | \$ 4,338.98 | € 3,713.54 | \$ 5,050.41 | \$ 9,389.39 | \$ 274,675.09 |
| 9 Nauru | \$ 246.17 | € 10,738.28 | \$ 13,409.86 | \$ 13,656.03 | \$ 4,338.98 | € 3,713.54 | \$ 5,050.41 | \$ 9,389.39 | \$ 4,267.63 |
| 10 Nicaragua | \$ 10,443.27 | € 13,287.03 | \$ 17,074.17 | \$ 27,517.44 | \$ 8,677.96 | € 7,427.10 | \$ 10,100.86 | \$ 18,778.82 | \$ 8,739.63 |
| 11 Palau | \$ 10,657.62 | € 10,738.28 | \$ 13,409.86 | \$ 24,067.48 | \$ 4,338.98 | € 3,713.54 | \$ 5,050.41 | \$ 9,389.39 | \$ 14,679.08 |
| 12 Peru | \$ 392,626.00 | € 455,830.57 | \$ 591,680.05 | \$ 984,306.05 | \$ 338,440.44 | € 289,656.90 | \$ 393,933.38 | \$ 732,373.82 | \$ 251,933.23 |
| 13 Sao Tome and Principe | \$ 276,421.74 | € 10,738.28 | \$ 13,409.86 | \$ 289,831.60 | \$ 4,338.98 | € 3,713.54 | \$ 5,050.41 | \$ 9,389.39 | \$ 280,443.20 |
| 14 Sierra Leone | \$ 352.68 | € 10,738.28 | \$ 13,409.86 | \$ 13,762.54 | \$ 4,338.98 | € 3,713.54 | \$ 5,050.41 | \$ 9,389.39 | \$ 4,374.14 |
| 15 Somalia | \$ 352,325.74 | € 10,738.28 | \$ 13,409.86 | \$ 365,735.60 | \$ 4,338.98 | € 3,713.54 | \$ 5,050.41 | \$ 9,389.39 | \$ 356,347.20 |
| 16 Tajikistan | \$ 115,469.79 | € - | \$ - | \$ 115,469.79 | \$ 4,338.98 | € 3,713.54 | \$ 5,050.41 | \$ 9,389.39 | \$ 106,081.40 |
| 17 Turkmenistan | \$ 470,447.78 | € 50,461.58 | \$ 63,837.10 | \$ 534,284.88 | \$ 26,033.88 | € 22,281.30 | \$ 30,302.57 | \$ 56,336.45 | \$ 477,949.43 |
| | \$ 3,671,604.93 | € 1,190,855.05 | \$ 1,519,098.59 | \$ 5,190,703.52 | \$ 707,253.74 | € 605,308.56 | \$ 823,219.64 | \$ 1,530,473.38 | \$ 3,660,247.14 |

APPENDIX H

Payment patterns of largest 15 contributors (representing approximately 84.65% of assessed contributions)

Current Assessments Received/Unpaid 2005-2010 (millions of USD and EUR)

| | Rate | Year | Assessed | Jan | Feb | Mar | Apr | May | Jun | Jul | Aug | Sep | Oct | Nov | Dec | Unpaid at period end |
|--------------------------|---------|----------|----------|------|-----|-----|-------|-------|-----|-------|-------|-----|-------|-------|-------|----------------------|
| United States of America | 22.000% | 2010 EUR | 45.94 | | | | | | | | | | | | | - |
| | | 2010 USD | 51.05 | | | | | | | | | | | | | - |
| | 22.000% | 2009 EUR | 40.85 | | | | | | | | | | | | 32.68 | 8.17 |
| | | 2009 USD | 53.53 | | | | | | | | | | | 42.82 | | 10.71 |
| | 22.000% | 2008 EUR | 40.85 | | | | | | | | | | | | 2.50 | 38.35 |
| | | 2008 USD | 53.53 | | | | | | | | | | | 37.47 | | 16.06 |
| | 22.000% | 2007 EUR | 38.89 | | | | | | | | | | | | 27.27 | 11.62 |
| | | 2007 USD | 41.79 | | | | | | | | | | | | 29.25 | 12.54 |
| | 22.000% | 2006 EUR | 38.89 | | | | | | | | | | | 15.72 | 16.57 | 6.60 |
| | | 2006 USD | 41.79 | | | | | | | | | | | | 22.00 | 19.79 |
| Japan | 22.000% | 2005 EUR | 38.38 | | | | | | | | | | | 16.46 | 21.92 | - |
| | | 2005 USD | 38.67 | | | | | | | | | | | | | 38.67 |
| | 16.706% | 2010 EUR | 34.89 | | | | 17.79 | | | 17.10 | | | | | | - |
| | | 2010 USD | 35.80 | | | | 18.26 | | | 17.54 | | | | | | - |
| | 16.706% | 2009 EUR | 31.02 | 5.94 | | | | 25.08 | | | | | | | | - |
| | | 2009 USD | 36.24 | 1.22 | | | | 35.02 | | | | | | | | - |
| | 16.706% | 2008 EUR | 31.02 | | | | | | | | 31.02 | | | | | - |
| | | 2008 USD | 36.24 | | | | | | | | 36.24 | | | | | - |
| | 19.858% | 2007 EUR | 35.10 | | | | | | | 17.53 | | | | 17.53 | | - |
| | | 2007 USD | 35.06 | | | | | | | 17.55 | | | | 17.55 | | - |
| | 19.858% | 2006 EUR | 35.10 | | | | | | | | | | | 17.55 | 17.55 | - |
| | | 2006 USD | 35.06 | | | | | | | | | | | 17.53 | 17.53 | - |
| | 19.611% | 2005 EUR | 34.21 | | | | | | | | | | 17.11 | | | 17.10 |
| | | 2005 USD | 33.22 | | | | | | | | | | 16.61 | | | 16.61 |

| | Rate | Year | Assessed | Jan | Feb | Mar | Apr | May | Jun | Jul | Aug | Sep | Oct | Nov | Dec | Unpaid at period end |
|----------------|--------|----------|----------|-------|-------|-------|-----|-------|-------|-------|-------|-------|-----|-------|-------|----------------------|
| | | | | | | | | | | | | | | | | |
| Germany | 8.619% | 2010 EUR | 18.00 | | | | | | | | 18.00 | | | | | - |
| | | 2010 USD | 18.47 | 18.47 | | | | | | | | | | | | - |
| | 8.619% | 2009 EUR | 16.00 | | | | | | | | 16.00 | | | | | - |
| | | 2009 USD | 18.70 | | 18.70 | | | | | | | | | | | - |
| | 8.619% | 2008 EUR | 16.00 | | | | | | | 16.00 | | | | | | - |
| | | 2008 USD | 18.70 | 18.70 | | | | | | | | | | | | - |
| | 8.835% | 2007 EUR | 15.62 | | | | | | | | 15.62 | | | | | - |
| | | 2007 USD | 15.60 | | 15.60 | | | | | | | | | | | - |
| | 8.835% | 2006 EUR | 15.62 | | | | | | | | | | | 15.62 | | - |
| | | 2006 USD | 15.60 | 15.60 | | | | | | | | | | | | - |
| United Kingdom | 9.817% | 2005 EUR | 17.13 | | | | | | 17.13 | | | | | | | - |
| | | 2005 USD | 16.63 | 16.63 | | | | | | | | | | | | - |
| | 6.675% | 2010 EUR | 13.94 | | | | | 0.70 | | | | 13.24 | | | | - |
| | | 2010 USD | 14.31 | | | 14.31 | | | | | | | | | | - |
| | 6.675% | 2009 EUR | 12.39 | | | | | 12.39 | | | | | | | | - |
| | | 2009 USD | 14.48 | | 0.20 | | | 14.28 | | | | | | | | - |
| | 6.675% | 2008 EUR | 12.39 | | | | | 12.39 | | | | | | | | - |
| | | 2008 USD | 14.48 | | 2.34 | | | 12.14 | | | | | | | | - |
| | 6.250% | 2007 EUR | 11.05 | | | | | 11.05 | | | | | | | | - |
| | | 2007 USD | 11.03 | | 0.97 | | | 10.06 | | | | | | | | - |
| | 6.250% | 2006 EUR | 11.05 | | | | | | | | | | | | 11.05 | - |
| | | 2006 USD | 11.03 | | | | | | | | | | | | 11.03 | - |
| | 5.563% | 2005 EUR | 9.70 | | | | | 9.70 | | | | | | | | - |
| | | 2005 USD | 9.43 | | 5.03 | | | 4.40 | | | | | | | | - |


| | Rate | Year | Assessed | Jan | Feb | Mar | Apr | May | Jun | Jul | Aug | Sep | Oct | Nov | Dec | Unpaid at period end |
|--------|--------|----------|----------|------|------|------|------|-----|------|------|-----|------|------|-----|-----|----------------------|
| | | | | | | | | | | | | | | | | |
| Canada | 2.992% | 2010 EUR | 6.25 | 6.25 | | | | | | | | | | | | - |
| | | 2010 USD | 6.41 | 6.41 | | | | | | | | | | | | - |
| | 2.992% | 2009 EUR | 5.56 | 5.56 | | | | | | | | | | | | - |
| | | 2009 USD | 6.49 | 6.49 | | | | | | | | | | | | - |
| | 2.992% | 2008 EUR | 5.56 | 5.56 | | | | | | | | | | | | - |
| | | 2008 USD | 6.49 | 6.49 | | | | | | | | | | | | - |
| | 2.869% | 2007 EUR | 5.07 | | 5.07 | | | | | | | | | | | - |
| | | 2007 USD | 5.06 | | 5.06 | | | | | | | | | | | - |
| | 2.869% | 2006 EUR | 5.07 | 5.07 | | | | | | | | | | | | - |
| | | 2006 USD | 5.06 | 5.06 | | | | | | | | | | | | - |
| | 2.570% | 2005 EUR | 4.48 | 4.48 | | | | | | | | | | | | - |
| | | 2005 USD | 4.35 | 4.35 | | | | | | | | | | | | - |
| Spain | 2.983% | 2010 EUR | 6.23 | | | | | | | | | 6.23 | | | | - |
| | | 2010 USD | 6.39 | | | | | | | | | | 6.39 | | | - |
| | 2.983% | 2009 EUR | 5.54 | | | | | | | 5.54 | | | | | | - |
| | | 2009 USD | 6.47 | | | | | | | | | | | | | 6.47 |
| | 2.983% | 2008 EUR | 5.54 | | | | 5.54 | | | | | | | | | - |
| | | 2008 USD | 6.47 | | | | 6.47 | | | | | | | | | - |
| | 2.571% | 2007 EUR | 4.55 | | | | | | | 4.55 | | | | | | - |
| | | 2007 USD | 4.54 | | | | | | | 4.54 | | | | | | - |
| | 2.571% | 2006 EUR | 4.55 | | | 4.55 | | | | | | | | | | - |
| | | 2006 USD | 4.54 | | | | 4.54 | | | | | | | | | - |
| | 2.531% | 2005 EUR | 4.42 | | | | | | 4.42 | | | | | | | - |
| | | 2005 USD | 4.29 | | | | | | 4.29 | | | | | | | - |

| | Rate | Year | Assessed | Jan | Feb | Mar | Apr | May | Jun | Jul | Aug | Sep | Oct | Nov | Dec | Unpaid at period end |
|--------|--------|----------|----------|-----|------|------|------|------|------|------|------|------|------|------|------|----------------------|
| | | | | | | | | | | | | | | | | |
| China | 2.680% | 2010 EUR | 5.60 | | | | | 5.60 | | | | | | | | - |
| | | 2010 USD | 5.74 | | | | | 5.74 | | | | | | | | - |
| | 2.680% | 2009 EUR | 4.98 | | | | | 4.98 | | | | | | | | - |
| | | 2009 USD | 5.81 | | | | | 5.81 | | | | | | | | - |
| | 2.680% | 2008 EUR | 4.98 | | | | | | | 2.40 | | | | 2.58 | | - |
| | | 2008 USD | 5.81 | | | | | 5.81 | | | | | | | | - |
| | 2.094% | 2007 EUR | 3.70 | | | | | | | 3.40 | | 0.30 | | | | - |
| | | 2007 USD | 3.70 | | | | | | | | 2.00 | | 1.70 | | | - |
| | 2.094% | 2006 EUR | 3.70 | | | | | | | | | 3.55 | 0.15 | | | - |
| | | 2006 USD | 3.70 | | | | | | | 3.70 | | | | | | - |
| Mexico | 1.539% | 2005 EUR | 2.69 | | | | | | | | | | | 2.69 | | - |
| | | 2005 USD | 2.61 | | | | | | | | 2.61 | | | | | - |
| | 2.268% | 2010 EUR | 4.74 | | | | | | | 4.74 | | | | | | - |
| | | 2010 USD | 4.86 | | | | | | | 4.86 | | | | | | - |
| | 2.268% | 2009 EUR | 4.21 | | | | 0.26 | | | 0.16 | | | | | | 3.79 |
| | | 2009 USD | 4.92 | | | | 4.92 | | | | | | | | | - |
| | 2.268% | 2008 EUR | 4.21 | | | | | | | | | | | | | 4.21 |
| | | 2008 USD | 4.92 | | | | | | | | | | | | | 4.92 |
| | 1.921% | 2007 EUR | 3.40 | | | | | | | | | | | | | 3.40 |
| | | 2007 USD | 3.39 | | 1.32 | 1.69 | | | 0.12 | | | | | | | 0.26 |
| | 1.921% | 2006 EUR | 3.40 | | | | | | | | | | | | | 3.40 |
| | | 2006 USD | 3.39 | | | | | | 0.07 | 0.48 | 0.48 | 0.49 | 0.50 | 0.50 | 0.49 | 0.38 |
| | 1.091% | 2005 EUR | 1.90 | | 1.90 | | | | | | | | | | | - |
| | | 2005 USD | 1.85 | | | 0.34 | | | | | | | 0.74 | | | 0.77 |

[illegible]

| | Rate | Year | Assessed | Jan | Feb | Mar | Apr | May | Jun | Jul | Aug | Sep | Oct | Nov | Dec | Unpaid at period end |
|--------------------|--------|----------|----------|------|------|------|-----|-----|-----|------|------|------|-----|-----|-----|----------------------|
| | | | | | | | | | | | | | | | | |
| Australia | 1.796% | 2010 EUR | 3.75 | | | | | | | 3.75 | | | | | | - |
| | | 2010 USD | 3.85 | | | | | | | 3.85 | | | | | | - |
| | 1.796% | 2009 EUR | 3.33 | | | | | | | | 3.33 | | | | | - |
| | | 2009 USD | 3.90 | | | | | | | | 3.90 | | | | | - |
| | 1.796% | 2008 EUR | 3.33 | | | | | | | | | 3.33 | | | | - |
| | | 2008 USD | 3.90 | | | | | | | | 3.90 | | | | | - |
| | 1.624% | 2007 EUR | 2.87 | | | | | | | | 2.87 | | | | | - |
| | | 2007 USD | 2.87 | | | | | | | | 2.87 | | | | | - |
| | 1.624% | 2006 EUR | 2.87 | | | | | | | | 2.87 | | | | | - |
| | | 2006 USD | 2.87 | | | | | | | 2.87 | | | | | | - |
| Switzerland | 1.222% | 2010 EUR | 2.55 | | 2.55 | | | | | | | | | | | - |
| | | 2010 USD | 2.62 | | | 2.62 | | | | | | | | | | - |
| | 1.222% | 2009 EUR | 2.27 | | 2.27 | | | | | | | | | | | - |
| | | 2009 USD | 2.65 | | 2.65 | | | | | | | | | | | - |
| | 1.222% | 2008 EUR | 2.27 | | 2.14 | | | | | | 0.13 | | | | | - |
| | | 2008 USD | 2.65 | | 2.24 | | | | | | | 0.41 | | | | - |
| | 1.221% | 2007 EUR | 2.16 | | 2.16 | | | | | | | | | | | - |
| | | 2007 USD | 2.16 | | 2.16 | | | | | | | | | | | - |
| | 1.221% | 2006 EUR | 2.16 | | | 2.16 | | | | | | | | | | - |
| | | 2006 USD | 2.16 | | | 2.16 | | | | | | | | | | - |
| Russian Federation | 1.206% | 2010 EUR | 2.51 | | | 2.51 | | | | | | | | | | - |
| | | 2010 USD | 2.58 | | | 2.58 | | | | | | | | | | - |
| | 1.206% | 2009 EUR | 2.24 | 2.24 | | | | | | | | | | | | - |
| | | 2009 USD | 2.62 | 2.62 | | | | | | | | | | | | - |
| | 1.206% | 2008 EUR | 2.24 | | 2.24 | | | | | | | | | | | - |
| | | 2008 USD | 2.62 | | 2.62 | | | | | | | | | | | - |
| | 1.106% | 2007 EUR | 1.96 | | | 1.96 | | | | | | | | | | - |
| | | 2007 USD | 1.95 | | | 1.95 | | | | | | | | | | - |
| | 1.106% | 2006 EUR | 1.47 | | | | | | | | 1.47 | | | | | - |
| | | 2006 USD | 1.46 | | | | | | | | 1.46 | | | | | - |

APPENDIX I

|  Food and Agriculture Organization of the United Nations Regular Programme Contributions Largest 25 Contributors Status as at: 23 November 2010 | | | | | | | | | |
|---|--------------------------|-----------------|-----------------------------------|----------------|--------------------------------|---------------|-----------------------|--------------|---------------|
| Member Nations | | Assessment Rate | Amounts received year to date (*) | | Contributions Outstanding (**) | | | | |
| | | | | | Relating to 2010 Assessments | | Arrears: 2009 & prior | | Total |
| | | | USD | EUR | USD | EUR | USD | EUR | |
| 1 | United States of America | 22.000% | 10,705,756.00 | 8,169,810.00 | 51,051,170.00 | 45,944,140.00 | 1,826,227.00 | - | 52,877,397.00 |
| 2 | Japan | 16.706% | 35,804,883.91 | 34,888,309.22 | - | - | - | - | - |
| 3 | Germany | 8.619% | 18,472,542.47 | 17,999,661.03 | - | - | - | - | - |
| 4 | United Kingdom | 6.675% | 14,306,093.63 | 13,939,869.75 | - | - | - | - | - |
| 5 | France | 6.332% | 13,570,964.02 | 13,223,558.84 | - | - | - | - | - |
| 6 | Italy | 5.104% | 10,939,071.44 | 10,415,247.75 | - | 243,792.73 | - | - | 243,792.73 |
| 7 | Canada | 2.992% | 6,412,559.12 | 6,248,403.04 | - | - | - | - | - |
| 8 | Spain | 2.983% | 12,864,858.68 | 6,229,607.71 | - | - | - | - | - |
| 9 | China | 2.680% | 5,743,869.80 | 5,596,831.60 | - | - | - | - | - |
| 10 | Mexico | 2.268% | 4,860,856.98 | 8,527,272.96 | - | - | - | - | - |
| 11 | Korea, Republic of | 2.184% | 258,765.76 | 4,055,196.60 | 4,680,825.24 | 4,561,000.08 | - | - | 4,680,825.24 |
| 12 | Netherlands | 1.882% | 4,033,568.27 | 3,930,312.34 | - | - | - | - | - |
| 13 | Australia | 1.796% | 3,849,250.06 | 3,750,712.52 | - | - | - | - | - |
| 14 | Switzerland | 1.222% | 2,619,033.17 | 2,551,988.14 | - | - | - | - | - |
| 15 | Russian Federation | 1.206% | 2,584,741.41 | 2,518,574.22 | - | - | - | - | - |
| 16 | Belgium | 1.108% | 2,374,704.38 | 2,313,913.96 | - | - | - | - | - |
| 17 | Sweden | 1.076% | 2,306,120.86 | 2,247,086.12 | - | - | - | - | - |
| 18 | Austria | 0.891% | 1,909,622.39 | 1,607,639.53 | - | 253,098.14 | - | - | 253,098.14 |
| 19 | Brazil | 0.880% | 1,886,046.80 | 1,837,765.60 | - | - | - | - | - |
| 20 | Norway | 0.786% | 1,684,582.71 | 1,641,458.82 | - | - | - | - | - |
| 21 | Saudi Arabia | 0.752% | 1,611,712.72 | 1,570,454.24 | - | - | - | - | - |
| 22 | Denmark | 0.743% | 1,592,423.61 | 1,551,658.91 | - | - | - | - | - |
| 23 | Greece | 0.599% | 1,283,797.77 | 1,250,933.63 | - | - | - | - | - |
| 24 | Finland | 0.567% | 1,215,214.25 | 1,184,105.79 | - | - | - | - | - |
| 25 | Portugal | 0.530% | 1,135,914.55 | 1,106,836.10 | - | - | - | - | - |
| Total Largest 25 Contributors | | 92.581% | 164,026,954.76 | 158,357,208.42 | 55,731,995.24 | 51,002,030.95 | 1,826,227.00 | - | 57,558,222.24 |
| All other Member Nations | | 7.419% | 16,435,724.33 | 15,873,555.16 | 3,323,543.55 | 2,888,739.35 | 12,606,716.66 | 2,686,592.93 | 15,930,260.21 |
| Total | | 100.000% | 180,462,679.09 | 174,230,763.58 | 59,055,538.79 | 53,890,770.30 | 14,432,943.66 | 2,686,592.93 | 73,488,482.45 |

(*) includes advances from 2009

(**) excludes Conference authorized instalments due after 2010 of USD 7,559,541.33 and EUR 407,245.28