

2.1.5 Field Key to Species and Colour Plates

Note: This key is intended for use in underwater surveys, market surveys, and for freshly collected specimens. The characters used in this key consist of colour, markings, and readily observable external morphology.

- 1a. Caudal fin without prominent dark markings
 - 2a. Caudal fin clear to pinkish; body slender and elongate; dorsal fin notched, the last spinous rays shorter than the soft rays (Fig.42) (Indian Ocean to western Pacific) ***Dipterygonotus balteatus***
 - 2b. Caudal fin yellow; body fairly deep; dorsal fin continuous, the last spinous rays approximately equal in size to the first soft rays
 - 3a. Entire upper third of body, including interorbital region, supratemporal region, upper caudal peduncle, and caudal fin, bright yellow; middle third of body blue (Fig. 43 a,b); supratemporal band of scales interrupted at dorsal midline by a narrow scaleless zone (Fig. 19b) (Indian Ocean to Indonesia) ***Caesio xanthonota***
 - 3b. Caudal fin, upper caudal peduncle, and sometimes posterior portion of upper body prominently yellow; most of upper body blue or greyish blue, including interorbital, supratemporal and predorsal region; supratemporal band of scales either interrupted by a narrow scaleless zone (Fig. 19b) or, confluent at dorsal midline (Fig. 19a)
 - 4a. Supratemporal band of scales confluent at dorsal midline (Fig. 19a); upper body greyish blue; in freshly caught and live specimens, the skin bordering the lower portion of the supratemporal band of scales, and 2 or 3 short streaks behind eye, dark blue (Fig. 44 a,b) (eastern Indian Ocean to western Pacific) ***Caesio cuning***
 - 4b. Supratemporal band of scales interrupted at dorsal midline by a narrow, scaleless zone (Fig. 19b); upper body in front of yellow region more or less uniform deep blue (Fig. 45 a,b) (Indo-Pacific) ***Caesio teres***

PLATE I



Fig. 42 *Dipterygonotus balteatus*, 89 mm SL, Philippines (K. Carpenter)



Fig. 43a *Caesio xanthonota*, 139 mm SL, Maldive Islands (J. Randall)*



Fig. 43b *Caesio xanthonota*, Thailand (J. Randall) underwater photo*



Fig.44a *Caesio cuning*, 157mmSL, Sri Lanka (J. Randall)*



Fig. 44b *Caesio cuning*, Great Barrier Reef (J. Randall) underwater photo*



Fig. 45a *Caesio teres*, 239 mm SL, Marshall Islands (J. Randall)*



Fig.45b *Caesio teres*, Samoa Islands (J. Randall) underwater photo*

* Reproduced from "Indo-Pacific Fishes" No. 15, September 1987, by kind permission of the Editor

- 1b. Caudal fin with prominent dark markings
- 5a. A distinct blackish streak within each lobe of caudal fin, the tips of each lobe without a fairly large dark blotch
- 6a. Four to 6 prominent stripes on side; body slender (Fig. 46 a,b) (Red Sea) ***Caesio striata***
- 6b. A single prominent stripe on side; body either fairly deep or slender
- 7a. Body moderately deep; a single yellow stripe, about 2 or 3 scales wide, directly above lateral line for most of its length, bordered directly above and below by a thin white or light blue zone (Fig. 47 a,b) (juveniles sometimes have a thin black stripe between the yellow stripe and each of the outer whitish zones) (Indian Ocean and Pacific Ocean to Samoa) ***Caesio caerulaurea***
- 7b. Body slender; a single blackish stripe, about 1 scale wide, covering the lateral line for most of its length; often a brilliant blue streak anteriorly on sides, below lateral line (Fig. 48 a,b) (Indo-Pacific) ***Pterocaesio tile***
- 5b. With or without a darkish streak in each caudal lobe (usually without); a prominent dark blotch on tips of each caudal lobe
- 8a. Body moderately deep; background color of caudal fin yellowish, bluish or dusky; a black triangular patch on upper outside base of pectoral fin
- 9a. Sides with 3 to 6 yellow stripes which are both above and below the lateral line on side (Fig. 49 a,b) (Indian Ocean to Indonesia, including the Red Sea and Arabian (Persian) Gulf) ***Caesio varilineata***
- 9b. Sides without yellow stripes or, with a single stripe above lateral line

PLATE II




Fig. 46a *Caesio striata*, 132 mm SL, Red Sea (J.Randall)*



Fig. 46b *Caesio striata*, Red Sea (J. Randall) underwater photo*




Fig. 47a *Caesio caerulaurea*, 208 mm SL, Solomon Islands (J. Randall)*



Fig. 47b *Caesio caerulaurea*, Marshall Isls. (J. Randall) underwater photo*



Fig. 48a *Pterocaesio tile*, 172 mm SL, Marshall Islands (J. Randall)*



Fig. 48b *Pterocaesio tile*, Philippines (J. Randall) underwater photo*



Fig. 49a *Caesio varilineata*, holotype, 172 mm SL, Arabian (Persian) Gulf (J. Randall)*




Fig. 49b *Caesio varilineata*, Arabian (Persian) Gulf (J. Randall) underwater photo*

- 10a. The dark blotch on tips of caudal lobes bordered anteriorly by a white band; sides with a single yellow stripe, between lateral line and base of dorsal fin, its anterior origin below dorsal fin and extending to caudal fin (Fig. 50 a,b) (Red Sea) ***Caesio suevica***
- 10b. The dark blotch on tips of caudal lobes not bordered anteriorly by a white band; sides without distinct yellow stripes (Fig. 51 a,b) (Indian Ocean to western Pacific) ***Caesio lunaris***
- 8b. Body elongate, not very deep; background colour of caudal fin light bluish to pinkish; no triangular black patch on upper outside base of pectoral fin (although pectoral axil is black)
- 11a. Sides without any prominent dark or yellow stripes or blotches, although lateral line darker than adjacent scales (Fig. 52 a,b) (Indian Ocean to western Pacific) ***Pterocaesio pisang***
- 11b. Sides with one or more prominent dark or yellow stripes or blotches, in addition to the generally darker lateral line
- 12a. Sides with a single yellow blotch on sides behind eye and above pectoral fin, 6 or 7 scales wide, above pectoral fin and tapering anteriorly and posteriorly; no stripes on sides (Fig. 53 a,b) (eastern Indian Ocean to western Pacific) ***Pterocaesio randalli***

PLATE III



Fig. 50a *Caesio suevica*, 178 mm SL, Red Sea (J. Randall)*




Fig. 50b *Caesio suevica*, Red Sea (J. Randall) underwater photo*



Fig. 51a *Caesio lunaris*, 260mm SL, Arabian (Persian) Gulf (J. Randall)*



Fig. 51b *Caesio lunaris*, Red Sea (J. Randall) underwater photo*




Fig. 52a *Pterocaesio pisang*, 107 mm SL, Solomon Islands (J. Randall)*



Fig. 52b *Pterocaesio pisang*, Philippines (K. Carpenter) underwater photo*



Fig. 53a *Pterocaesio randalli*, paratype, 114 mm SL, Philippines (J. Randall)*



Fig. 53b *Pterocaesio randalli*, Thailand (J. Randall) underwater photo*

* Reproduced from "Indo-Pacific Fishes" No. 15, September 1987, by kind permission of the Editor