


- 8b. Scales of moderate size, 45 to 49, usually 46 to 48, transverse rows between upper edge of opercle and caudal base; 8 to 11 scales between dorsal origin and lateral line in a posteroventrally directed row (i.e. counting downward and backward); a whitish bar between eye and area immediately posterior to maxilla (not obvious in some preserved specimens)..... **L. jocu**
(Fig. 9)




L. jocu

Fig. 9

- 4b. Anal fin angulated in larger specimens, the middle rays produced, the longest almost half to greater than half the length of head (anal fin rounded in L. analis less than about 4 cm standard length, in L. campechanus and L. purpureus less than about 5 cm standard length, and in L. vivanus less than about 6 cm standard length); a black spot below anterior part of soft dorsal fin, at least in young (this spot present in large L. analis, to at least 46.5 cm standard length, but disappearing by about 20 to 30 cm standard length in L. campechanus, L. purpureus and L. vivanus)

- 9a. Vomerine tooth patch without a distinct medial posterior extension (Fig. 5, column a); anal soft rays usually 8 (rarely 7); iris red in life; spot below anterior part of soft dorsal fin relatively large in small specimens, small but distinct in large specimens **L. analis**
(Fig. 10)




L. analis

Fig. 10

- 9b. Vomerine tooth patch triangular or anchor-shaped, with a medial posterior extension (Fig. 5, columns b, c); anal soft rays 7 to 9 (usually 8 or 9)

- 10a. Anal soft rays 9 (rarely 8); lateral line scales 46 to 50, usually 47 to 49; scales above lateral line 7 to 10, usually 8 or 9; scales on sides of anterior part of body, below lateral line, conspicuously larger than those on posterior part; suborbital width 8 or 9% of standard length **L. campechanus**
(Fig. 11)




L. campechanus

Fig. 11

- 10b. Anal soft rays 8 (rarely 7 or 9); lateral line scales 49 to 53, usually 50 or 51; scales above lateral line 9 to 12, usually 10 to 12; scales on sides of anterior part of body, below lateral line, not conspicuously larger than those on posterior part; suborbital width 6 to 7% of standard length

11a. Scales below lateral line 16 to 19; scales above lateral line 9 to 11, usually 10; cheek scale rows 6, rarely 5 or 7; scales above lateral line, on anterior part of side of body, smaller than those below; pelvic fin length 53 to 62% of standard length; lateral spot on upper side of young about equal to, or larger than eye; iris red in live and freshly preserved specimens

L. purperus
(Fig. 12)

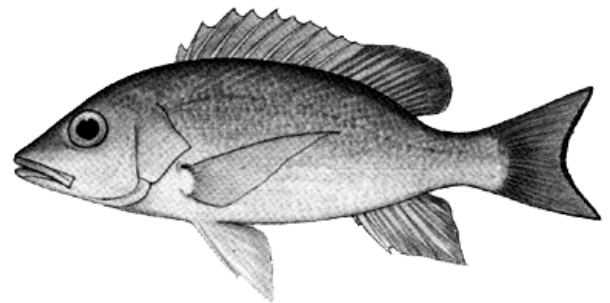


L. purpureus

Fig. 12

11b. Scales below lateral line 20 to 24, usually 21 to 23; scales above lateral line 10 to 12, usually 11 or 12; cheek scale rows 7, rarely 8; scales above lateral line, on anterior part of side of body, about equal to those below; pelvic fin length 63 to 76% of standard length, lateral spot on upper side of young smaller than eye; iris yellow in live and freshly preserved specimens.

L. vivanus
(Fig. 13)



L. vivanus

Fig. 13

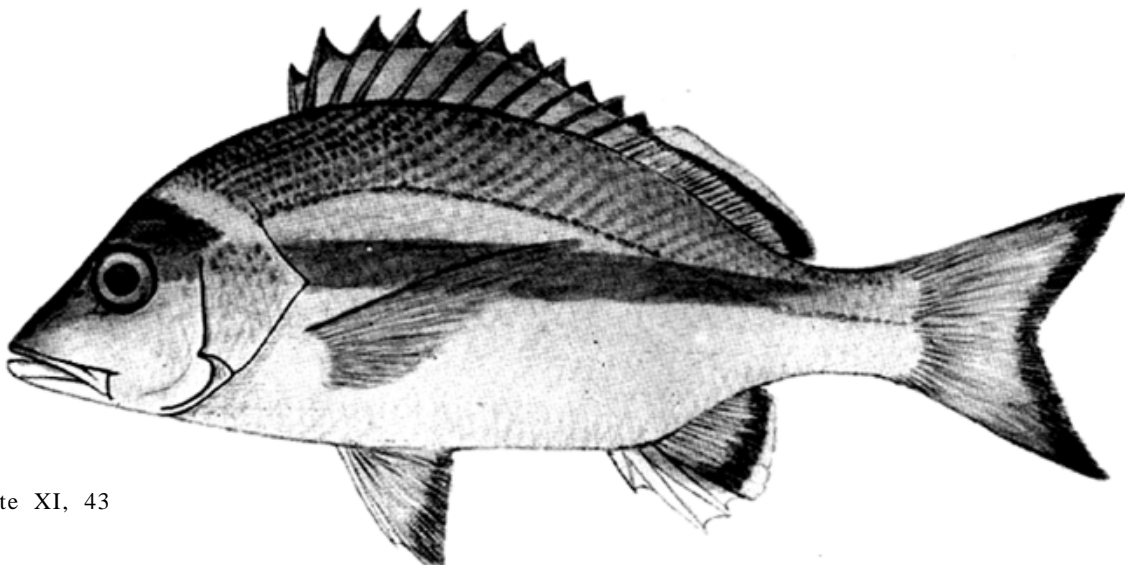
Lutjanus adetii (Castelnaud, 1873)

LUT Lut 43

Diacope adetii Castelnaud, 1873, Proc.Zool.Acclim.Soc.Victoria, 2:111 (Noumea, New Caledonia).

Synonyms : Genyoroge unicolor Alleyne & Macleay (1877); Genyoroge amabilis De Vis (1885); Lutjanus castelnaui Whitley 1928 ; Lutjanus paravitta Postel (1965).

FAO Names : En - Yellow-banded snapper; Fr - Vivaneau de nuit; Sp - Pargo nochero.



Diagnostic Features : Body relatively deep (greatest depth 2.5 to 2.7 times in standard length). Snout somewhat pointed; preorbital bone relatively broad, wider than eye diameter; preopercular notch and knob moderately well developed; vomerine tooth patch triangular, without a medial posterior extension; tongue with a patch of granular teeth; gill rakers on lower limb (including rudiments) 19 or 20, total rakers on first arch 27 to 29. Dorsal fin with 10 spines and 14 soft rays; anal fin with 3 spines and 8 soft rays; posterior profile of dorsal and anal fins rounded; pectoral fins with 17 rays; caudal fin emarginate or slightly forked. Scale rows on back rising obliquely above lateral line. Colour: back and upper sides olive-brownish; lower sides and belly whitish to pink; a prominent yellow to golden-brown stripe along middle of sides; eye surrounded by yellow or orange.

Geographical Distribution : Restricted to the east coast of Australia and New Caledonia. The main Australian distribution is off southern Queensland between Cape Moreton (about 27°S) and the Capricorn Group (23°S).

Habitat and Biology : Mainly a coral reef species, sometimes forming large aggregations around rocky outcrops during daylight hours. At New Caledonia spawning occurs from August to February with peak activity during November to January.

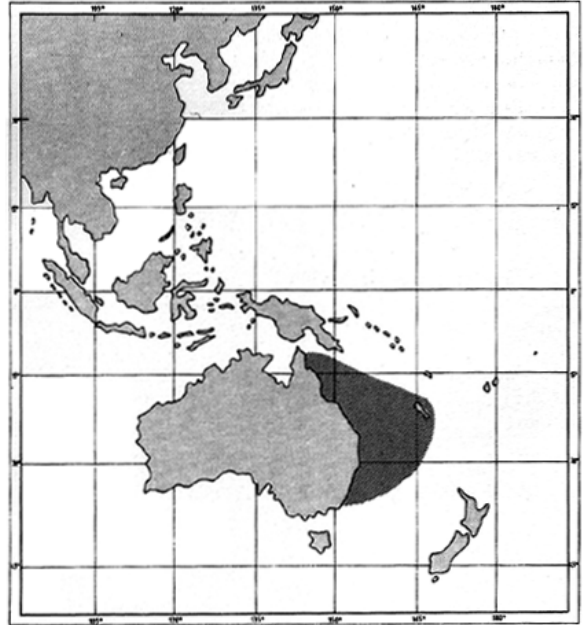
Size : Maximum total length about 50 cm, common to about 30 cm. Matures at about 20 to 30 cm.

Interest to Fisheries : Mainly of interest to recreational fishermen, but sometimes appearing in fish markets, particularly at New Caledonia. Good eating and usually marketed fresh. Caught with hook-and-line; also with gill nets.

Local Names : AUSTRALIA: Hussar, Yellow-banded sea perch; NEW CALEDONIA: Lutjan aimable, Rouget de nuit.

Literature : Grant (1982); Allen & Talbot (1985).

Remarks : Usually referred to as Lutjanus amabilis by previous authors.




Lutjanus agennes Bleeker, 1863

LUT Lut 24

Lutjanus agennes Bleeker, 1863, Natuurk.verh.Holland.Maatsch.Wet., Haarlem, 18(2):49 (Ashantee, Guinea).

Synonyms : Lutjanus modestus Bleeker (1863).

FAO Names : En - African red snapper; Fr - Vivaneau africain rouge; Sp - Pargo colorado africano.



See Plate VI, 21

Diagnostic Features : Body relatively deep. Head pointed, dorsal profile of forehead somewhat angular; preorbital bone broad in adults; maxilla extending nearly to mid-eye level; preopercular notch and knob weak; vomerine tooth patch triangular, sometimes with a medial posterior extension; gill rakers on lower limb of first arch about 13 (4 or 5 are very low rudiments), total rakers on first arch about 21. Dorsal fin with 10 spines and 14 (rarely 13) soft rays; anal fin with 3 spines and 8 soft rays; pectoral fins of adults not reaching level of anus with 16 rays; caudal fin slightly emarginate or truncate. Scales moderate-sized, about 43 to 48 in lateral line; scale rows on back parallel to lateral line; scales between lateral line and base of dorsal fin (at middle of spinous portion) 4; scale rows on cheek 5 or 6. Colour: reddish brown to slightly orange on back and upper sides, grading to whitish on lower sides and belly; tips of pelvic fins very dark; juveniles with a series of about 6 to 8 vertical rows of small white spots or narrow bars on side.

Geographical Distribution : West African coast between Senegal and Angola.

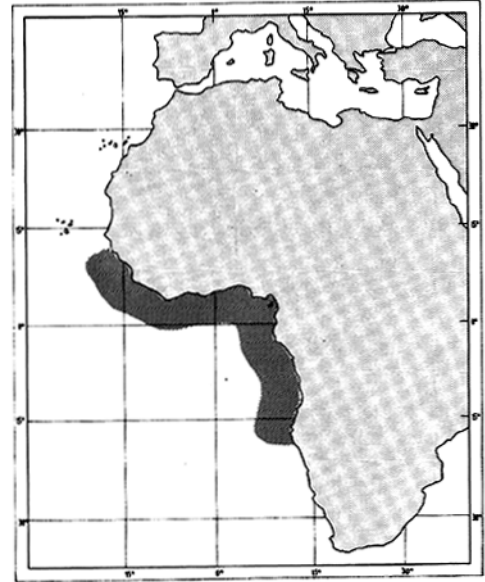
Habitat and Biology : Inhabits rocky bottoms and coral reefs; also common in brackish lagoons and found in rivers, particularly the juveniles.

Size : Maximum total length to at least 75 cm, common to 50 cm.

Interest to Fisheries : An important food fish in the subsistence fishery. caught with handlines and fixed bottom nets. Marketed mainly fresh.

Local Names : GUINEA: Bammaroni, Kinsidini, Wali; IVORY COAST: Edion-si, Késan, Kpéna; SENEGAL: Diabar, Yâkh; TOGO: Haha.

Literature : Delais (1952); Boeseman (1963); Bauchot & Daget (1967); Fischer, Bianchi & Scott (eds) (1981).



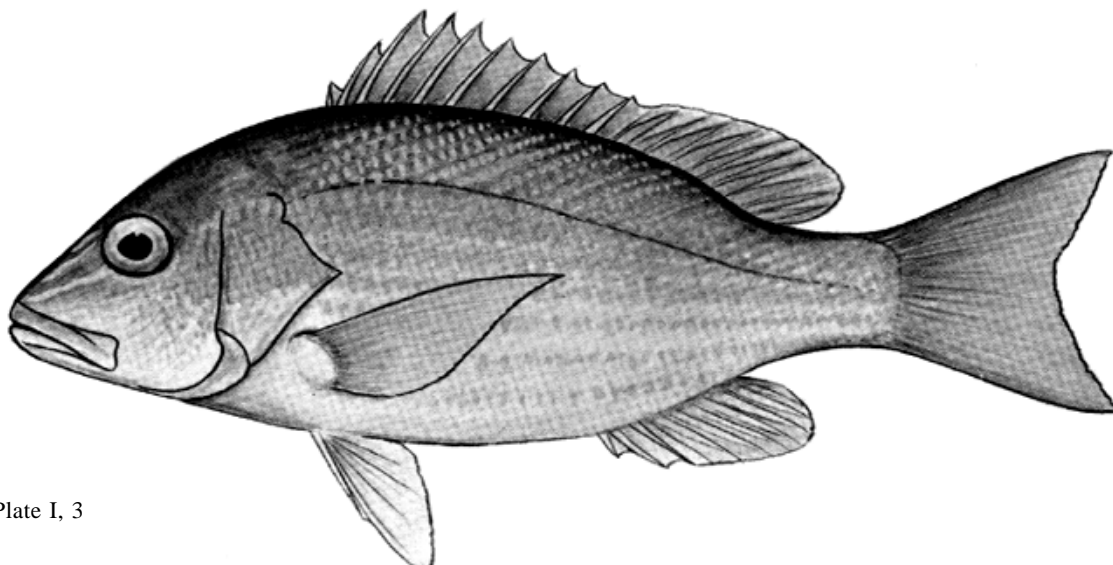
Lutjanus ambiguus (Poey, 1860)

LUT Lut 44

Mesoprius ambiguus Poey, 1860, Memorias, 2:152 (Cuba).

Synonyms : None.

FAO Names: En - Ambiguous snapper; Fr - Vivaneau ambigu; Sp - Pargo ambiguo.



See Plate I, 3