



Report on the State of the World's Plant Genetic Resources for Food and Agriculture



**prepared for the
International
Technical Conference on
Plant Genetic Resources
Leipzig, Germany
17–23 June 1996**



**Food
and
Agriculture
Organization
of
the
United
Nations**

**Notice:**

The designations employed and the presentation of material in this Report do not imply the expression of any opinion whatsoever on the part of the Food and Agriculture organisation of the United Nations concerning the legal status of any country, territory, city or area or of its authorities, or concerning the delimitation of its frontiers or boundaries.

For further information please contact:

Plant Production and Protection Division
FAO
Via delle Terme di Caracalla
00100 Rome
Italy
Fax: (39-6) 5705 5533
Email: ICPPGR@FAO.ORG



Contents

	Page
Preface	4
Introduction	6
Chapter 1: The State of Diversity	9
Chapter 2: <i>In Situ</i> Management	16
Chapter 3: <i>Ex Situ</i> Conservation	20
Chapter 4: Utilization of Plant Genetic Resources	30
Chapter 5: National Programmes, Training Needs, Policies and Legislation	35
Chapter 6: Regional and International Collaboration	39
Chapter 7: Access and Benefit Sharing	44
Annex 1: The State of the Art	48
Annex 2: Status of Major Staple Crops	57
Endnotes	59
Appendix 1: Status by Country of National Legislation, Programmes and Activities for PGRFA	72
Appendix 2: Germplasm Accessions by Crop	80



Preface

The Food and Agriculture Organization of the United Nations (FAO) Conference, at its 26th session, agreed that a first Report on the State of the World's Plant Genetic Resources for Food and Agriculture should be developed, as part of the Global System for the Conservation and Sustainable Utilization of Plant Genetic Resources for Food and Agriculture.¹ At its 27th session, the Conference agreed that this should be done through a country-driven process under the guidance of the Commission, in preparation for the International Technical Conference on Plant Genetic Resources, held in Leipzig, Germany, in June 1996. The preparation of a Report on the State of the World's Plant Genetic Resources, and its adoption at an International Technical Conference, were also recommended by the United Nations Conference on Environment and Development, in its Agenda 21,² and supported by the Conference of the Parties to the Convention on Biological Diversity.³

At its Sixth session in 1995, the Commission on Plant Genetic Resources considered and endorsed a draft outline for the Report on the State of the World's Plant Genetic Resources in line with the aims and strategy of the Fourth International Technical Conference for Plant Genetic Resources and its preparatory process.⁴ The Report would describe the current situation of plant genetic resources for food and agriculture, at the global level, and identify the gaps and needs for their conservation and sustainable utilization, as well as for emergency situations, thereby laying the foundation for the Global Plan of Action to be adopted by the International Technical Conference. It was agreed that the Report would emphasize the contribution of plant genetic resources for food and agriculture to world food security.

The Report on the State of the World's Plant Genetic Resources was developed through a participatory, country-driven process.⁵ This process resulted in the preparation and submission of 151 Country Reports by Governments. These Country Reports were a primary source of information used in assembling this Report.

FAO provided Guidelines indicating the range of subjects and types of questions that might be addressed in Country Reports. The Guidelines indicated that in submitting Country Reports, Governments agreed that FAO could make the information in them publicly available. The scope and content of each Country Report was, however, determined by each Government. The Guidelines were not designed to solicit comprehensive quantitative data. Care has been taken in using and compiling data given in Country Reports.⁶ Examples drawn from the Country Reports are provided for illustrative purposes only and are not meant to be exclusive or comprehensive. Identification of a need or gap in a particular country is not, for example, intended to imply that other countries do not have a similar need.



Eleven sub-regional meetings were held at which 143 Governments and a number of international and non-governmental organizations were represented. During these meetings representatives presented their Country Reports and discussed common problems and opportunities. Information and input was given for the Report, and recommendations were made regarding the Global Plan of Action. Over 100 countries were visited by the Secretariat and its consultants to assist and facilitate countries' preparations for the International Technical Conference, and to gain first-hand knowledge.

In preparing the Report, FAO had access to the World Information and Early Warning System (WIEWS) database, data from FAO questionnaires concerning plant genetic resources, and the results of a number of scientific workshops held in support of the preparatory process for the International Technical Conference. As agreed by the Commission, the WIEWS is being updated using information from Country Reports and other information generated during the preparation of the Report. Concerning forest genetic resources, FAO had access to data from a separate questionnaire on forest genetic resources which was sent to all heads of forest services in Member countries. During preparations for the International Technical Conference, FAO established its first "electronic conferences" on the Internet, enabling scientists and others to provide technical inputs and discuss numerous matters of relevance to this Report. FAO also benefited significantly from the assistance of individual centres of the Consultative Group on International Agricultural Research (CGIAR), in particular, of the International Plant Genetic Resources Institute (IPGRI). Despite the large amount of information generated and assembled during the preparatory process for the International Technical Conference, gaps and deficiencies in information remain. Thus, the Report should be of assistance in revealing these gaps and helping us become aware of what is still not known or sufficiently understood. Additionally, this first Report should provide a benchmark against which future progress might be measured.

The Report is based on a more detailed technical working document, which is available in the language in which it was prepared, English.

The main body of this Report provides an assessment of the state of plant genetic resources for food and agriculture and current effectiveness of and capacity for their conservation, development and use. Background data, is provided in appendices, as well as in figures and tables following each chapter. Whilst every effort has been made to provide an accurate and complete assessment of the State of the World's Plant Genetic Resources in this first report, it necessarily reflects the limitations of the sources of information. It is expected that these limitations can be progressively overcome in future editions.



Introduction

Soil, water, and genetic resources constitute the foundation upon which agriculture and world food security are based. Of these, the least understood and most undervalued are plant genetic resources. They are also the resource most dependent upon our care and safeguarding. And they are perhaps the most threatened.

Plant Genetic Resources for Food and Agriculture (PGRFA) consist of the diversity of genetic material contained in traditional varieties and modern cultivars grown by farmers as well as crop wild relatives and other wild plant species that can be used for food, feed for domestic animals, fibre, clothing, shelter, wood, timber, energy, etc.⁷ These plants, seeds, or cultures are maintained for the purposes of studying, managing, or using the genetic information they possess. As a term, “genetic resources” carries with it an implication that the material has or is seen as having economic or utilitarian value. Following the guidance of the Commission, emphasis in this Report is given to PGRFA which contribute to food security.

The conservation and sustainable utilization of plant genetic resources is key to improving agricultural productivity and sustainability thereby contributing to national development, food security, and poverty alleviation.⁸ Today the world is not food secure in terms of access to food.⁹ Eight hundred million people are undernourished and 200 million children under five years of age are underweight. In the next 30 years the world's population is expected to grow by over 2 500 million to reach 8 500 million. Improvements in yield on a reliable and sustainable basis will be needed to meet the demands of this growing population.

Before the founding of the modern nation state, indeed before the rise of the great early civilisations, our ancient ancestors were identifying, developing and using plant genetic resources. As they began to make the transition from hunting and gathering to agriculture some 10 000 years ago, they began to encourage the growth and production of certain favoured plant species – plants valued for religious, medicinal, food, flavouring or other utilitarian purposes. Slowly these practices led to the domestication of virtually all the agricultural species we depend on today.

Plant species undergoing domestication carried with them the myriad characteristics and defences which typically make wild plants so adapted to their environment and resilient to the challenges that might be posed by drought, pest and disease attack. As people migrated, plants migrated with them. Exposure to new environments placed new selection pressures on the various species. Encounters with new and changing human cultures meant that species came to be valued for different purposes. One group of people might encourage the development of the food potential of the species, another might refine it as a beverage. One might use a grain for making



bread, others might select types more amenable to mixing with water for a porridge, or roasting. A tree species might be used for timber, fuel, food, or shelter.

For many hundreds of years, farmers and farm families in both developed and developing countries have been overseeing evolution in crops, combining genes in new and different ways to form “landraces” and varieties suited to their needs. Mutations might arise far away from where a crop’s ancestors are indigenous and far away from the region of its domestication. The mutation might be noticed and made use of by a farmer, thus adding a valuable new trait to the crop’s repertoire.

By the time Darwin wrote “Variation under Domestication,” the first chapter of *The Origin of Species*, the world’s major crops and other domesticated species were rich with diversity, a result of natural and human-influenced evolution over millennia. There was, for example, rice adapted to grow in metres of water and rice adapted to regions receiving only a tiny amount of rainfall annually. There were potatoes in a wide variety of shapes, sizes and colours – white, yellow, red, blue, and black, both inside and out. There were sorghums for bread, others for beer, and still others with strong fibrous parts used for basketry, brooms, and house construction. Within the domesticated species there was also diversity less immediately visible to the human eye – genetic resistance to pests and diseases, for example, and other characteristics conferred by genes.

When, in the early part of this century, the great Russian botanist and geneticist N. I. Vavilov travelled around the world, he noticed that diversity within agricultural crops was not equally dispersed. While potatoes could be found growing all over Europe and North America, the greatest diversity in forms was to be found in the Andes. Widely dispersed, the greatest diversity of rice was still to be found from Eastern India to Southern China; the greatest diversity of sorghum in savannah zones from Sudan to Chad. For the most part the greatest diversity of wild relatives and farmer varieties is still to be found in the areas Vavilov mapped out.

However, evolution is a continuous process. Mutations have generated new diversity, and people have continued to identify additional characteristics and combine genetic materials creatively to form new varieties. Maize, whose origin and primary area of diversity is in Central America, has a major secondary source of diversity in Africa, where many distinct types have been selected and developed over hundreds of years. In some cases the variation in such an area may exceed that in the ancestral homeland of the crop.¹⁰ Crops such as rye and oats may have been carried along as weeds in barley and emmer fields from the Near East and Mediterranean and domesticated and developed in Europe in ancient times. This association with humans and the evolution of crops in widely varying environments is one reason why genetic diversity in domesticated species is not distributed in the same way as biological diversity in general. In more recent times – that is, in the last



500 years – advances in transportation, chiefly maritime, made emigrants of even more plants. Species from the New World, such as beans, maize and rubber, were carried to Europe, Africa and Asia. New World tomatoes combined with pasta made from Near East wheat created the starting point for a “traditional” Italian dinner in today’s Rome. Rice and soybeans from Asia travelled to the Americas where they became major crops.

Historically, plant genetic resources have contributed to stability in agro-ecosystems and provided the crucial raw material for the rise of modern, scientific plant breeding. They remain the foundation of evolution in crops – the natural resource which has allowed crops to be adapted to myriad environments and uses, and which will allow them to respond to the new challenges of the next century.



Chapter 1: The State of Diversity

Major staple crops

Viewed from a global perspective, a remarkably small number of cereal crops provide a large proportion of total food requirements (Figure 1.1). However, when food energy supplies are analyzed on a sub-regional level, a much greater number and type of crops emerge as significant. These include sorghum, millet, potatoes, sugar cane and sugar beet, soybean, sweet potatoes, beans, bananas and plantains (Figure 1.2). Cassava, for example, supplies over half of plant-derived energy for Central Africa, though it contributes only 1.6 percent globally. While many of these crops provide the main staples for millions of the world's poorer people, they receive much less attention or investment in terms of research and development. Other major food crops include groundnut, pigeon pea, lentils and cowpea. A substantial share of energy intake is also provided by meat, which is ultimately derived from forage and rangeland plants. These plants are, for the most part, poorly collected, documented and exploited. In addition, a large number of crops are important in supplying other dietary factors (proteins, fats, vitamins, minerals, etc.).

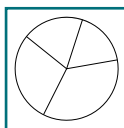


Figure 1.1

Most of the major staple crops are “mandate” crops of the various CGIAR centres and they are therefore in the most advantageous position to assess the overall global situation for them. Crops not covered by the CGIAR, however, are more difficult to assess, except in cases where well developed crop-specific networks exist, a situation which points to lack of information, absence of clear oversight and monitoring responsibilities, and the general lack of attention paid to these crops historically. Table 1.1 provides information on major crop collections. Through the sub-regional meetings, Governments cited the need for more research, market development, inventories, and exchange of information. A number of meetings called attention to the importance of forest species, pasture and rangeland species, and species useful in dry and agriculturally-marginal environments.¹¹

Annex 2 provides summary information about the status of some of the major staple food crops. It should be noted that this is intended to be an illustrative rather than a definitive list of staple crops.



Minor crops and under-utilized species

Most of the sub-regional meetings held during the preparatory process for the International Technical Conference called attention to the fact that a much larger group of plants than the major staples are important from a local, national or regional perspective. These include:

- Staple crops for specific regions or localities, which are important food for large numbers of people. Such “minor staples” include various species of yam, proso millet (*Panicum miliaceum*), fonio (“hungry rice”), bambara groundnut, oca, taro/cocoyam, canihua (*Chenopodium*), breadfruit, *Amaranthus*, and buckwheat.
- Vegetables, fruits and other species, including wild plants and “weeds” gathered for food which contribute to nutrition and dietary diversification.¹²
- Multipurpose trees, including both trees managed in agroforestry systems and wild species which are harvested.¹³
- Crops which can contribute to agricultural diversification including uncultivated or little cultivated species with alimentary or agricultural potential¹⁴.

Many sub-regional meetings concluded that more focus on minor and under-utilized crops was needed. The sub-regional meeting for West and Central Africa, for example, called for cooperation with local populations to promote sustainable management of such crops. The sub-regional meetings for East Africa and for Southern Africa suggested that the mandate of international agricultural research centres be broadened to include a wider range of crops. Several national and CGIAR programmes have recently accepted some responsibilities for certain minor or under-utilized crops including, rice bean, moth bean, amaranth, winged beans, faba beans and adzuki bean.

Centres of origin and diversity

For each crop there are one or more centres of origin where the crop was domesticated. This is usually the primary centre of *in situ* diversity for that crop and continued geneflow between crops and their wild relatives in these areas underlies their importance as sources of new variability. In some cases however, centres of origin are difficult to define. Different species of the same crop may have been domesticated in different places, for example, different species of yams were domesticated in West Africa, Southeast Asia, and in Tropical America. There are also examples of the independent domestication of the same crop in various places, both cassava and sweet potato being domesticated independently in Central and South America.¹⁵ Secondary centres of diversity are also very important for some crops. For example, significant diversity in varieties of the common bean, maize and cassava has evolved and been developed by farmers in African countries since these species were introduced from Latin America. There is a need for more information about the diversity of such secondary centres.

Interdependence for PGRFA

Today, the agriculture of virtually all countries is heavily dependent on a supply of resources from other parts of the world. Crops such as cassava, maize, groundnut and beans, which originated in Latin America but have become staple food crops



Source: *FAO Food Balance Sheets, 1984-1986, Rome, 1991*

Figure 1.2 Main staple food supply in the subregions of the World.

Table 1.1 Selected crops: The six largest countries', CGIAR centres' and regional genebanks' holdings of ex situ germplasm collections.

Crop	Total World Accessions	Major holders (ranked in descending order)											
		1	%	2	%	3	%	4	%	5	%	6	%
Wheat	784 500	CIMMYT	13	USA	7	Russia	6	India	6	Germany	6	Italy	5
Barley	485 000	Canada	14	USA	11	United K'dom	6	ICARDA	5	Brazil	5	Russia	5
Rice	420 500	I R I	19	China	13	India	12	USA	8	Japan	5	WARDA	4
Maize	277 000	Mexico	12	India	10	USA	10	Russia	7	CIMMYT	5	Colombia	4
Phaseolus	268 500	CIAT	15	USA	13	Mexico	11	Brazil	10	Germany	3	Russia	3
Soybean	174 500	China	15	USA	14	AVRDC	10	Brazil	5	Ukraine	4	Russia	3
Sorghum	168 500	ICRISAT	21	USA	20	Russia	6	Brazil	6	Ethiopia	4	Australia	4
Brassica	109 000	India	16	United K'dom	10	Germany	9	USA	8	China	6	Korea, Rep. of	3
Cowpea	85 500	IITA	19	Philippines	12	USA	11	AVRDC	7	India	6	Indonesia	5
Groundnut	81 000	USA	27	India	20	ICRISAT	18	China	8	Argentina	6	Zambia	2
Tomato	78 000	USA	30	AVRDC	9	Philippines	6	Russia	4	Germany	4	Colombia	3
Chickpea	67 500	ICRISAT	26	ICARDA	15	Pakistan	9	USA	9	Iran	8	Russia	4
Cotton	49 000	India	34	France	13	Russia	12	USA	6	Pakistan	5	China	3
Sweet potato	32 000	C I P	21	Japan	12	USA	8	Peru	6	Philippines	5	(several)	4
Potato	31 000	C I P	20	Colombia	13	Germany	13	USA	8	Argentina	4	Czech Repub.	4
Faba bean	29 500	ICARDA	33	Germany	18	Italy	13	Spain	6	Russia	6	France	6
Cassava	28 000	CIAT	21	Brazil	12	IITA	8	Uganda	6	India	5	Malawi	4
Rubber	27 500	Malaysia	76	Brazil	6	Cote d'Ivoire	5	Liberia	4	Viet Nam	4	Indonesia	2
Lentil	26 000	ICARDA	30	USA	10	Russia	8	Iran	7	Pakistan	4	India	3
Garlic/onion	25 500	Germany	18	United K'dom	10	India	8	Russia	5	Hungary	6	France	4
Sugarbeet	24 000	Germany	25	France	12	Netherlands	9	Yugoslavia	9	Russia	7	Japan	5
Oil palm	21 000	Zaire	83	Malaysia	7	Brazil	3	Ecuador	1	Colombia	1	Indonesia	1
Coffee	21 000	Cote d'Ivoire	35	France	20	Cameroon	7	Costa Rica	7	Ethiopia	6	Colombia	5
Sugarcane	19 000	Brazil	26	India	22	USA	11	Domin. Rep.	11	Cuba	8	Venezuela	5
Yam	11 500	IITA	25	Cote d'Ivoire	20	India	8	Philippines	5	Sri Lanka	4	Solomon Is.	4
Banana/plantain	10 500	INIBAP	10	France	9	Honduras	9	Philippines	6	Papua NG	5	Cameroon	5
Tobacco	9705	USA	19	Poland	19	India	15	Cuba	7	Greece	7	Albania	5
Cocoa beans	9 500	Brazil	24	Trinidad/Tob.	22	Venezuela	17	France	7	Costa Rica	6	Colombia	5
Taro	6 000	Malaysia	22	Papua NG	13	India	11	USA	8	Indonesia	7	Philippines	6
Coconut	1 000	Sierra Leone	22	Venezuela	20	France	17	India	13	Colombia	11	Philippines	9

Source: WIEWS database & CGIAR-SGRP Genebank Review, 1996



in many countries in Africa south of the Sahara, demonstrate the interdependence of crop species between developing countries. Cassava is a major food item for 200 million Africans in 31 countries¹⁶ with a farm-gate value of over \$7 billion.¹⁷ On the other hand, Africa – with its indigenous millets and sorghums – makes a considerable contribution to other areas such as South Asia (13 percent) and Latin America (8 percent).¹⁸ Even though many countries hold a significant amount of plant genetic diversity for food and agriculture in their genebanks and farmers' fields, in the long-term, they are likely to require access to additional diversity from the crop species' centres of diversity. There is a continued need for exchange of plant genetic resources therefore.

Genetic erosion

Many plant genetic resources which may be vital to future agricultural development and food security are threatened today. Country Reports indicate that recent losses of diversity have been large, and that the process of “erosion” continues. Of major concern is the irreversible loss of genes, the basic functional unit of inheritance and the primary source of the variation in the appearance, characteristics, and behaviour among plants. Gene complexes, and species can also be lost, and in effect become extinct. And plant varieties (e.g. a variety of wheat or cassava) can also disappear. While varieties can disappear without a corresponding loss in genetic diversity (the genes in a lost variety might still exist in other varieties), varieties as unique combinations of genes can have a particular value and immediate utility.

Few can doubt that loss of diversity in PGRFA has been substantial. But, because no one knows how much diversity once existed in domesticated species, no one can say exactly how much has been lost historically. Nor is it possible to speak with complete confidence or precision about the rate of loss of diversity, because no comprehensive inventory has been made to inform us of what currently exists. Better inventories of resources still found *in situ* and detailed assessments of genetic diversity within *ex situ* collections will be needed to inform future work and measure future progress in the conservation of PGRFA.

The chief contemporary cause of the loss of genetic diversity has been the spread of modern, commercial agriculture.¹⁹

The largely unintended consequence of the introduction of new varieties of crops has been the replacement – and loss – of traditional, highly variable farmer varieties.²⁰ This process was the cause of genetic erosion most frequently cited by countries in their Country Reports (Figure 1.3).




Figure 1.3



A number of countries provided specific examples of recent and often on-going replacement of farmer varieties and loss of wild relatives of cultivated crops:

- The Republic of Korea cites a study which showed that 74 percent of varieties of 14 crops being grown on particular farms in 1985 had been replaced by 1993.
- China reports that nearly 10 000 wheat varieties were in use in 1949. Only 1 000 were still in use by the 1970s. China also notes losses of wild groundnut, wild rice, and an ancestor of cultivated barley.
- Malaysia, Philippines and Thailand report that local rice, maize, and fruit varieties are being replaced.
- Ethiopia notes that native barley is suffering serious genetic erosion and that durum wheat is being lost.
- Large-scale erosion of local varieties of native crops and crop wild relatives is noted by Andean countries. Argentina points to losses of *Amaranthus* and quinoa.
- Uruguay states that many landraces of vegetables and wheat have been replaced. And Costa Rica reports replacement of native varieties of maize and *Phaseolus vulgaris*.
- Chile observes losses of local potato varieties, as well as oats, barley, lentils, watermelon, tomato and wheat.

One study providing an historical perspective on the loss of varieties was based on US Department of Agriculture information about varieties being grown by US farmers in the last century. It revealed that most varieties (after accounting for synonyms – one variety being known by different names) can no longer be found in either commercial agriculture or any US genebank. For example, of the 7 098 apple varieties documented as having been in use between 1804 and 1904, approximately 86 percent have been lost. Similarly, 95 percent of the cabbage, 91 percent of the field maize, 94 percent of the pea, and 81 percent of the tomato varieties apparently no longer exist.²¹ The processes of modernization and varietal replacement, well documented in the US, have now occurred in many other countries and have surely led to substantial losses of unique genetic materials.

In Africa, the degradation and destruction of forests and bush lands is cited as a main cause of genetic erosion. Most countries in Latin America report major genetic erosion of forest species of economic importance. Cuba, Colombia, Ecuador, Panama, and Peru cite specific examples. Overgrazing and/or over-exploitation in general are also mentioned by a number of countries, including Cameroon, Burkina Faso, Guinea, Kenya, Morocco, Nigeria, Senegal, Saudi Arabia, and Yemen.

Civil strife and war have also contributed to genetic erosion in Africa and Asia. The threat to adapted varieties of staple crops in Rwanda is described in reports by CIAT and ICRISAT on their recent efforts to restore traditional planting materials.²²



There is also an inextricable link between cultural and biological diversity.²³ The loss of genetic diversity – particularly of farmer varieties – is frequently associated with the loss of potentially useful knowledge about this material. No monitoring system exists to provide an early warning of impending genetic erosion. Marketing of improved varieties in areas rich in farmer varieties, for example, generally occurs without notification of authorities responsible for collection and conservation of PGRFA. The Sub-regional Meeting for East Africa and the Indian Ocean Islands, among others, cited the need to develop mechanisms that would identify threats to PGRFA and initiate action to prevent losses.

Genetic uniformity and genetic vulnerability

The loss of genetic diversity in agriculture reduces the genetic material available for use by present and future generations. Developmental and evolutionary options for various species may, therefore, be shut off in the process. The concomitant increase in uniformity may also lead to greater risk and uncertainty. The US National Academy of Sciences described genetic vulnerability as “the condition that results when a widely planted crop is uniformly susceptible to a pest, pathogen or environmental hazard as a result of its genetic constitution, thereby creating a potential for widespread crop losses.”²⁴ Even though a modern variety has been bred for resistance to a particular pathogen strain, a minor mutation in the pathogen can often break down that resistance overnight. The most famous example of the danger of genetic uniformity occurred with the 1840s pandemic of late blight (*Phytophthora infestans*) in potatoes, which provided the biological trigger for the “Great Famine” in Ireland. Currently, uniformity in the rootstock of California wine grapes and the resulting uniform susceptibility to a virulent disease is causing vineyards to dig up and replace their vines at the cost of hundreds of millions of dollars. And “Black Sigatoka” remains a problem with bananas.²⁵ In many cases it is necessary to return to the store of genetic diversity available for the crop species to find genes conferring resistance to the pest or disease. Often the only other alternative is to resort to chemical remedies, many of which also become ineffective as new resistant races of pests and diseases emerge. As the US National Academy of Sciences notes, “In a certain sense the use of pesticides on crops also reflects genetic vulnerability.”²⁶

Considerable genetic uniformity now exists in a number of crops. For example, F1 hybrids of rice – which expanded from five million hectares in 1979 to cover 15 million hectares in China in 1990 – share a common cytoplasmic male sterility source and the *sd-1* locus.²⁷ Sunflowers are similarly uniform. Protection against mildew attack on European barley is now increasingly dependent on one gene and one fungicide.²⁸ There is, however, no comprehensive or coordinated system for monitoring uniformity in agricultural species and methodological tools which might help assess related genetic vulnerability have not been adequately developed.





Chapter 2: *In Situ* Management

Traditionally, *in situ* conservation programmes have been important primarily for the conservation of forests and sites valued for their wildlife or ecological value (e.g. wetlands).²⁹ While *in situ* conservation is common for forest genetic resources, there is potential to use *in situ* approaches for the conservation of other PGRFA.³⁰

During the preparatory process for the International Technical Conference, the lack of integrated conservation strategies for PGRFA, based on the complementarity of *in situ* and *ex situ* approaches, was noted.³¹ And there were proposals for increased resources to be allocated for *in situ* conservation, especially in developing countries.³² The need to develop several different *in situ* approaches to PGRFA was identified during the preparatory process:

- specific conservation measures for crop wild relatives, and wild food plants, particularly in protected areas;³³
- sustainable management of rangelands, forests and other managed resource areas;³⁴
- conservation of landraces or traditional crop varieties on-farm, and in home gardens.³⁵

Inventories and surveys

Many countries have recognized the need for a complete national inventory of cultivated plant genetic resources, wild relatives, ecosystems and the traditional knowledge associated with them. Such inventories are needed in order to develop appropriate conservation strategies and to ensure an optimum balance between *in situ* conservation and collecting for *ex situ* conservation. Many countries specifically cited the need for surveys to determine their present status of local plant genetic diversity. Surveys help identify areas with high plant or genetic diversity and areas whose genetic diversity is at risk. Surveys may also involve active monitoring of populations of rare and endangered species, and they may be used to determine the genetic vulnerability of existing crops. Further, surveys can be used to compile national collections of indigenous PGR, for which there is a need to evaluate the flora in cultivated areas.

In situ conservation: protected areas

Worldwide, protected areas number 9 800 and cover approximately 926 349 000 hectares of the earth's surface.³⁶ However, with the exception of some forest tree species, conservation of indigenous wild species of agricultural importance generally occurs as an unplanned result of nature protection.³⁷ There are, however, a number of exceptions which could serve as examples of conservation activities that protected areas could undertake in relation to PGRFA. Several countries use protected areas for the conservation of wild fruit trees, including Germany, the Commonwealth of Independent States, Sri Lanka, and Brazil. Israel has conducted pioneering research on "dynamic gene preservation" for the *in situ* conservation of wild emmer wheat, while



Turkey has recently initiated an *in situ* project, with support from the Global Environment Facility, to conserve crop-related wild relatives of wheat, barley, and other species of agricultural interest. Given the importance of wild food plants for the local livelihoods of many poor communities additional efforts could be made to address their conservation needs in protected areas.³⁸

Ecosystem management for the conservation of PGRFA

Most plant genetic resources of importance for food and agriculture are located outside existing protected areas, in ecosystems such as farms, rangelands, forests, and other managed resource areas. Many of these are common property resource areas.³⁹ Frequently, PGRFA in these ecosystems are not just being conserved, but are also being managed and developed. Due attention will thus need to be paid to both conservation and productivity questions, and to associated economic and social constraints. Rangelands, for example, are very often subject to overgrazing and other degradation factors.⁴⁰ Forests are also subject to degradation and destruction, due to mismanagement and deforestation for agriculture and other land uses. Several countries in West Africa, nevertheless, reported on the important role of local communities using traditional methods in the sustainable management of ecosystems⁴¹.

On-farm management of PGRFA

In many countries, farmers practice *de facto* conservation of genetic diversity by maintaining traditional landraces. Farmers also engage in management practices, including the conscious selection of seeds for various characteristics, certain other forms of breeding, and the saving seed for replanting. Such practices go beyond pure conservation by improving and developing PGRFA. Farmers engaged in these types of efforts typically have limited financial resources and farm on marginal lands. Access to appropriate, scientifically-bred improved varieties may be limited, explaining the fact that they are substantially self-provisioning in terms of seed for planting. Over one billion people live in farm families, where the responsibility for management and improvement of PGRFA currently resides with the family itself. On-farm management of PGRFA is poorly documented, its effectiveness is not well known in terms of maintaining genes and genetic combinations, or in terms of its cost-effectiveness. The choice of which crops to grow is subject to each farmer's decisions at each planting and the factors influencing farmers' choices are complex and not well understood.

Because appropriate improved crop varieties are not expected to reach some of these people in the near future, specific projects have been initiated to support and develop "on-farm" management, conservation and improvement of PGRFA. These projects draw upon recent academic works calling attention to the sophistication of the indigenous knowledge and the effectiveness of many traditional practices in conserving and developing PGRFA. Many



projects involve non-governmental organizations working in cooperation with universities, research institutes and government genebanks, as some examples from Country Reports illustrate:

- In Ethiopia, landraces of the most important food crops including teff, barley, chickpea, sorghum and faba bean, are maintained on-farm through a programme of the country's Biodiversity Institute in cooperation with the African Seeds of Survival Programme;
- In Sierra Leone, a project for the on-farm conservation of rice and other crops has been initiated at Rokpur Rice Research Institute, in the context of the Community Biodiversity Development and Conservation Programme;
- In the Philippines, the Non-Governmental Organizations (NGOs) SEARICE & CONSERVE work with 140 farmer "curators" in Mindanao for the conservation and testing of rice and maize varieties, while a joint NGO-University initiative, the MASIPAG programme, promotes on-farm conservation of rice and other crops;
- In Bolivia, there are four major projects which concern *in situ* conservation of crops in protected areas involving native Bolivian communities;
- In Mexico, the *Universidad Autónoma Chapingo*, and *Universidad Autónoma de México* are engaged in *in situ* conservation efforts using traditional cropping methods in major projects in Guanajato, Chiapas, Yucatán, and Veracruz states.

Additionally, in Europe, the EU has recently established legislation which financially supports on-farm conservation measures.⁴²

Few projects are limited to pure *in situ* conservation. Most are linked to support for traditional agricultural systems, to crop improvement through participatory approaches to plant breeding, or to community-level gene banks (i.e. a form of *ex situ* conservation). In many marginal areas, where the majority of small scale farmers live, the strengthening of on-farm management and improvement of PGRFA may be an appropriate strategy for improving farmers' livelihoods as well as maintaining rural populations and preventing land degradation.⁴³ Such efforts would utilize existing human resources – farmers and farm families – to develop and improve planting materials on the farm and in home gardens.

Mechanisms for cooperation and mutual exchange of expertise, information, germplasm and other resources between conventional *ex situ* programmes and *in situ*, including on-farm programmes, are poorly developed. Good coordination mechanisms, such as through national committees, are therefore very important to facilitate the involvement of farming and indigenous communities in the management of plant genetic resources, and to maximize the benefits of complementarity between *in situ* and *ex situ* efforts. During the preparatory process it was also recognized that on-farm conservation activities should be integrated with national strategies for the conservation and utilization of PGRFA. It was suggested that policies and regulations which promote sustainable on-farm conservation of crops and liberalize marketing of genetically diverse planting materials should be established.⁴⁴



The preparatory process for the International Technical Conference identified a number of activities which could be promoted to strengthen on-farm management of PGRFA, and contribute to the improvement of farmers' livelihoods, and in particular resource-poor farmers. These needs included:

- promotion, support, and improvement of farmer-selection of varieties to improve yield, yield stability, stress tolerance, nutritional and other desirable characteristics.⁴⁵ Such support could include participatory plant breeding approaches;⁴⁶
- improved linkages between *ex situ* conservation and *in situ* conservation, including greater utilization of landraces from *ex situ* collections, where they meet farmers needs.⁴⁷ This approach may also be applicable in PGRFA rehabilitation programmes serving areas suffering PGRFA losses due to civil strife or natural disasters;⁴⁸
- promotion of on-farm, farmer-level seed production, and support for farmer-to-farmer seed exchange mechanisms.⁴⁹

There are numerous examples of local varieties being lost due to war, civil strife and natural disasters. In such circumstances, large numbers of farm families can be forced to migrate, leaving crops behind in the fields and losing seed for planting the next season. In such situations, restoration of locally-adapted seed can play an important role in rebuilding agricultural systems.

In Rwanda, CIAT estimated that improved varieties of various crops imported from outside of the region would substantially reduce yields compared to traditional Rwandan farmer varieties, because the imported varieties would not be well adapted to local conditions. Several CGIAR centres cooperated in identifying Rwandan landraces stored in genebanks outside the country. Seed of beans, sorghum, millet and maize is being multiplied and returned to farmers for planting. This relatively inexpensive programme is increasing food supplies, reducing foreign assistance costs, and helping to build a sustainable agricultural system.

Initiatives such as those in Rwanda are often taken on an *ad hoc*, voluntary basis. Institutional responsibilities have not been agreed by international or regional bodies. No coordinating mechanism exists. Mobilization and fund-raising for every emergency begin anew each time. In many cases, there is no response at all dealing with the PGRFA aspect of the tragedy. Recent FAO initiatives on seed security link the conservation of local cultivars with germplasm utilization, through on-farm seed production, for distribution to local farmers and neighbouring communities. This approach will also ensure rapid response to emergency seed needs at relatively low cost, while ensuring the conservation of local crop genetic diversity.





Chapter 3: *Ex Situ* Conservation

The threat of genetic erosion, first voiced by two scientists, Harlan and Martini, in a technical article in the 1930s, led to the first FAO international initiatives in the following decade and eventually to the establishment in 1974 of the International Board for Plant Genetic Resources (IBPGR), then an independent Board with its secretariat supplied by FAO, to coordinate an international plant genetic resources programme.

The practical result of these and other events was a concerted effort to collect and conserve plant genetic resources (generally *ex situ*, in genebanks) before they disappeared. It is important to note that this effort in the 1970s took place in an atmosphere of crisis. Experts believed – with good reason – that they had very little time in which to collect and safeguard these resources from extinction in the field.

The urgency of the moment and haste of action resulted in two achievements:

- (a) the piecing together of a melange of institutional structures, funding sources, strategies, experts, and quickly-constructed genebanks to tackle the crisis; and,
- (b) the rescue and amassing of a huge collection of plant genetic resources.

Table 3.1 Genebanks and accessions in *ex situ* collections, by region.

Region	Accessions		Genebanks	
	Number	%	Number	%
Africa	353 523	6	124	10
Latin America and Caribbean	642 405	12	227	17
North America	762 061	14	101	8
Asia	1 533 979	28	293	22
Europe	1 934 574	35	496	38
Near East	327 963	6	67	5
Total	5 554 505	100	1 308	100
CGIAR Total	593 191		12	

Source: Country reports and WIEWS database

Today's genebank "system" and the collections in it were largely formed during the crisis-years of the 1970s and early 1980s. As we enter the twenty-first century, we do so with all the strengths – and drawbacks – of this history.

The number of genebanks has grown rapidly since the early 1970s, when there were fewer than ten, holding perhaps no more than a half million accessions. A total of more than 1 300 collections are now recorded in the WIEWS database.

Based on this database, and information provided in Country Reports, approximately 6.1 million accessions are stored worldwide in *ex situ* germplasm collections, including approximately 527 000 accessions stored in field genebanks.



Table 3.2 *Ex situ* storage facilities and the regeneration situation in the world's largest national base collections.

Country and Institute	Accessions	Facilities	Regeneration status
China Institute of Crop Germplasm	300 000	Long-term storage, space available	Not yet needed since genebank is only 8 years old
USA National Seed Storage Laboratory	268 000	Long-term storage, capacity of 1 000 000 accessions	19 percent requires regeneration; main constraints are lack of human resources and facilities for regenerating cross-pollinated crops
Russia VIR (N.I. Vavilov Institute)	177 680	No long-term facilities	Regeneration required frequently
Japan NIAR (National Institute of Agrobiological Resources)	146 091	Long-term facilities	4 percent requires regeneration, no specific problems reported
India NBPGR (National Bureau of Plant Genetic Resources)	144 109	New genebank being built with capacity of 600 000 accessions	63 percent requires regeneration, no specific problems reported
Korea, Republic of RDA (Rural Development Administration)	115 639	Long-term facilities, total capacity 200 000 accessions	50 percent requires regeneration, main problems are with cross pollinated species
Canada PGRC (Plant Genetic Resources Centre)	100 000	Long-term facilities	No specific problems reported
Germany IPK (Institute for Plant Genetics and Crop Plant Research), Gatersleben	103 000	Long-term facilities	Main constraint is lack of staff resources
Brazil CENARGEN (National Centre for Genetic Resources)	60 000	Long-term facilities, capacity for 100 000 accessions	64 percent requires regeneration; main constraints are funds, infrastructure and human resources
Germany FAL (Federal Research Centre of Agriculture), Braunschweig	57 000	Long-term facilities	Main constraint is lack of staff resources
Italy Istituto de Germoplasma Bari	55 806	Long-term facilities	No specific problems reported
Ethiopia Biodiversity Institute	54 000	Long-term facilities	Main constraints are lack of funds, land and human resources
Hungary Institute for Agrobotany	45 833	Long-term facilities	No specific problems reported
Poland Plant Breeding & Acclimatization Institute	44 883	Long-term facilities	No specific problems reported
Philippines NPGRL (National Plant Genetics Resources Laboratory)	32 446	Long-term facilities	No specific problems reported

Source: Country Reports

Information on accessions held *in vitro* is incomplete. Perhaps fewer than 37 600 accessions are being conserved in this manner.⁵⁰ The total includes many working collections maintained by plant breeders, as well as those collections established specifically for long-term conservation.⁵¹ Table 3.1 provides information on the percentage of genebanks and accessions of the global total located in each region, while Tables 3.2, 3.3 and 3.4 give information on the major national, regional and CGIAR genebanks and their collections.

Collections vary in the crop species covered, the extent of the crop genepool covered, the type of accession (wild relatives, landraces, or advanced cultivars) and the origin of material. A breakdown of world *ex situ* collections by major crop groups is given in Figure 3.1.

The most current information from the WIEWS database indicates that over 40 percent of all accessions in genebanks are cereals. Food legumes are the next largest category constituting about 15 percent of global collections stored *ex situ*. Vegetables, roots and tubers, fruits, and forages, each account for less than 10 percent of global collections.⁵² Medicinal, spice, aromatic, and



ornamental species are rarely found in long-term public collections. Aquatic plants of relevance for food and agriculture are likewise not found in such collections.⁵³

Information in the WIEWS database indicates that 48 percent of accessions for which the type is known are advanced cultivars or breeding lines, while 36 percent are landraces or old cultivars and about 15 percent are wild or weedy plants or crop relatives. However, these estimates are subject to wide error as the type of accession is only known for one third of all accessions. The collections of the CGIAR genebanks are more heavily weighted towards landraces. As a whole, these collections consist of 59 percent landraces and old cultivars, 14 percent wild and weedy relatives and 27 percent advanced cultivars and breeders' lines.

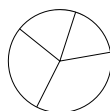


Figure 3.1

Large differences also exist in the percentage of materials in *ex situ* collections which is indigenous. The national collections of Greece, Turkey and many Southern African countries consist largely of indigenous materials. In contrast, the *ex situ* collections of the US contain 19 percent indigenous materials and the *ex situ* collections of Brazil, 24 percent.⁵⁴

Because there has never been a comprehensive inventory of plant genetic resources for food and agriculture (wild and domesticated, *in situ* and *ex situ*), it is impossible to say how representative current *ex situ* collections are of total diversity existing *in situ*. Collections of cereals landraces are probably more “complete” than those of pulses, most root crops, fruits, and vegetables (with the possible exceptions of potato and tomato).⁵⁶ Coverage of wild

Table 3.3 Ex situ storage facilities and main crops conserved in regional genebanks.				
Genebank	Year established	Accessions	Storage facilities ¹	Main crops
Tropical Agricultural Research and Center (CATIE), Costa Rica	1976	35 056	LT, MT, IV, F	<i>Cucurbita</i> ; <i>Capsicum</i> ; Training <i>Phaseolus</i> ; coffee; cocoa
Asian Vegetable Research and Development Center (AVRDC), Taiwan Province	1971	37 618	LT, MT, F, IV	Tomato; <i>Capsicum</i> ; soybean; mung bean
Nordic Gene Bank (NGB), Sweden	1979	27 303	LT, MT, F, IV	Cereals; fruits & berries; forage crops; potatoes; vegetables; root crops, oil crops and pulses.
Southern African Development Community-Plant Genetic Resources Centre (SPGRC), Zambia	1988	5054	LT	Base collections; duplicates of national collections
Arab Centre for the Studies of Arid Zones and Dry Lands (ACSAD), Syria	1971		F	Fruit trees
1 : LT = long-term, MT = medium term, IV = <i>in vitro</i> , F = field				
Source: WIEWS				



Centre	No. of accessions	Storage facilities ¹	LT Storage capacity (accessions)	Duplication
ICRISAT	110 478	LT, MT, ST, IV	96 500	Chickpea 98 % Millet 24 % Pigeon Pea 22 % Groundnut 28 % Sorghum 42 %
CIAT	70 940	LT, MT, ST, IV, F	100 000	<i>Phaseolus</i> 79 % Cassava 90 %
CIMMYT	136 637	LT, MT, F	108 000 *	Wheat 50 % Maize 80 %
CIP	13 911	LT, MT, IV, F, Cr	10 000	Potato 100 % Sweet potato 93 %
ICARDA	109 029	LT, MT, ST, F	70 000	Durum wheat 41 % Faba bean 35 % Lentil 91 % Chickpea 51 % Barley 23 %
ICRAF	Data not available	LT ^{**} , MT ^{**} , F	4 freezers ^{**}	
IITA	39 765	LT, MT, IV, F	60-70 000	Cowpea 30 % Soybean 47 % Yam 20 % Bambara groundnut 17 % <i>Musa</i> sp 89 % Cassava 26 % Rice 42 %
ILRI	13 470	LT, MT, IV, F	13 000	Forage grasses and legumes 74 %
IRRI	80 646	LT, MT	108 060	<i>Oryza sativa</i> 77 % <i>O. glaberrima</i> 54 % Rice wild sp. 65 %
WARDA	17 440	ST	20 000 ^{**}	<i>O. sativa</i> (at IRRI) 90 % <i>O. sativa</i> (at IITA) 39 % <i>O. glaberrima</i> (IITA) 80 %
INIBAP/ IPGRI	1 051	IV, Cr, F		Banana/plantain 39 %
Total	593 367			

¹LT: long-term; MT: medium term; ST: short term; IV: in vitro; Cr: cryopreservation; F: field
^{*} New facility to be built in 1995-96. ^{**}Planned facilities

Source: CGIAR-SGRP⁵³ Genebank Reviews, 1996

relatives is generally acknowledged to be very low. Coverage of many forage species is scant. And only a relatively small number of the main forest tree plantation species are conserved *ex situ*, mainly through living collections, including in internationally coordinated programmes. ILRI communicated there was a generalized need for collecting of forages and fodder trees.

A large number of countries in their Country Reports pointed to lack of knowledge about indigenous plant genetic resources and the need for surveys, inventories, taxonomic studies, and other analyses of existing diversity.⁵⁷ Given the emphasis on filling certain identified gaps in existing collections and adding new species to collections (e.g. “under-utilized crops,” ornamentals, spices, aromatic, medicinal, forage species, etc.), the absence of good inventories becomes a bigger and bigger obstacle to planning and prioritising of collecting and other conservation activities.



Status of the collections in long-term storage

Most countries do not have facilities for the long-term *ex situ* storage and conservation of plant genetic resources. Although 77 countries report that they have seed storage facilities suitable for medium/long-term storage, probably fewer than half can offer secure, long-term management of accessions.⁵⁸

(Notably, one of the world's largest genebanks, that of the Vavilov Institute in Russia, does not currently have long-term storage facilities). Additionally, 12 international CGIAR and regional genebanks have secure long-term facilities.

A number of countries have offered in principle to make their *ex situ* conservation facilities available or to host regional facilities for safe-keeping of material from other countries under mutually agreed arrangements. These countries include: Ethiopia, Islamic Republic of Iran, Kenya, Pakistan, Spain, Turkey, Turkmenistan, Uzbekistan, India, Argentina, Brazil, Ecuador, Chile, China, the USA, and the Nordic Genebank.

No comprehensive, independent review of genebank facilities and operations has been made to date. Nevertheless, it is evident that each region has genebanks which operate at very high standards. However, for each such facility there are many others that are perhaps incapable at present of performing the basic conservation role of a genebank.

A number of countries included information in their Country Report on the condition of genebank facilities, and identified various constraints. In particular, these countries cited:

- equipment problems, particularly in cooling units,⁵⁹ lack of seed cleaning and humidity control equipment;
- insecurity of electricity supply and the need for back-up generators;⁶⁰
- difficulties in seed drying, especially in the humid regions of Africa, Asia, and Latin America.⁶¹

A large number of genebanks were built in the 1970s and 1980s seemingly without provisions being made for on-going financial support by either donor or host governments. Some of these genebanks have now closed.⁶² A number are in a state of rapid deterioration, noticeable not only in the physical structures and equipment problems, but also more ominously in the high regeneration requirements. Nordic support for the SADC regional facility is an example of a long-term commitment by a donor – in this case, 20 years – to the operation of a facility they have constructed. Three long-term genebank commitments were made by the German Ministry for Economic Cooperation and Development (BMZ) handled through GTZ, namely the genebanks at CATIE, Kenya and Ethiopia.

About half of those submitting Country Reports made note of the degree to which their collections were duplicated for safety. Of those, 11 countries (15 percent) reported that their collections (436 000 accessions) were fully duplicated. Of the remainder, 51 countries (71 percent) reported partial duplication and ten (14 percent) reported no safety duplication at all. It is possible, indeed certain, that some accessions are duplicated and found in



multiple genebanks unbeknownst to a particular national genebank. Lack of data on individual accessions currently prevents a comprehensive assessment of the degree of duplication or redundancy between collections. Some individual collections are known to have sizeable numbers of distinct accessions outside long-term conditions combined with very low rates of safety duplication.⁶³

Information does not exist to determine how many accessions in *ex situ* collections are “unique” and how many are duplicates on a global basis. However, a study published in 1987, estimated that 35 percent of the accessions of 37 crops were distinct.⁶⁴ The remainder were duplicates. This study was based on 2.5 million total accessions regardless of storage conditions. Updated information on extent of duplication is required. However, with the global total exceeding twice that figure today, and being unable to account for the steep rise by the past decade’s collecting missions alone, one might assume that the degree of unintended and redundant duplication is now higher. Indeed, operating on this premise, the recent study of global plant genetic resources undertaken by the US National Research Council called for redundancies to be minimized.⁶⁵



Figure 3.2

Regeneration

Even under optimal *ex situ* storage conditions, seed viability will decline, necessitating regeneration in order to replenish stocks.⁶⁶ Assuming the regeneration cycle to be 10 years or more on average, one would expect routine annual regeneration needs to amount to less than 10 percent of accessions. However, some 95 percent of countries responding with specific information on regeneration report a far higher level of need. Such a situation is an indicator of poor storage conditions, lack of funds or facilities for regeneration, poor management, or a combination of such factors, in many of the world’s genebanks. Furthermore, most countries report that they are having some form of difficulty regenerating their materials, pointing to a need for support and capacity building. Figure 3.2 shows the percentage of national collections in need of regeneration by country. Figure 3.3 indicates the major constraints to regeneration as volunteered by countries in their Country Reports.



FAO estimates that as many as one million accessions may now be in need of regeneration.⁶⁷ Given the large number of collections made in the past two decades and the sub-standard conditions now existing in many genebanks, the need/demand for regeneration will remain strong for many years. Better coordination, increased cooperation among genebanks, and improvements in information and documentation systems could reduce current and future regeneration needs.



Figure 3.3

Characterization and documentation

Much of the world's PGRFA in *ex situ* conditions is insufficiently and poorly documented. Some countries have fully computerized documentation systems and reasonably complete accession data. These include most European Countries, the USA, Canada, Australia, Japan, China, India, Brazil, Ethiopia, and Kenya. Many countries report partial or on-going computerization of documentation systems. In countries with decentralized *ex situ* germplasm collections, such as several in Western Europe, databases are maintained by the individual institutes, however, centralized documentation systems exist e.g. in Germany for the various German institutes at a specialized institution, the German Information Centre for Genetic Resources. Many countries simply lack information on the accessions in their own collections.⁶⁸ In general, at the global level, documentation of *in situ* conservation activities and resources is lacking. A total of 55 countries report the need for improvements in documentation and information systems, and many emphasize the need for integrated, compatible systems which allow for easy exchange of information.



Characterization information generally concerns strongly heritable characters which are independent of the environment, e.g. taxonomic characters, in contrast to evaluation information which relates mainly to traits of agronomic importance which are often highly environment specific. Characterization of accessions provides essential information for genebank management. Some characterization data can also be useful to plant breeders.



Figure 3.4

As Figure 3.4 shows, the degree to which collections have been characterized is widely variable. One study from 1984 estimated that 80 percent of accessions in world collections are not characterized and only 1 percent have been extensively evaluated.⁶⁹ Another study indicated that some 80-95 percent of the world's germplasm collections lack characterization or evaluation data.⁷⁰ However, these overall statistics may differ significantly between species. For example, it has been found that precise data on place of collection (latitude and longitude) were available for 78 percent of the world's *ex situ* holdings of wild *Triticum* and *Aegilops* species.⁷¹

Ethnobotanical information on the history and local uses of germplasm is usually scant and not available in the database systems.

Field genebanks and *in vitro* facilities

Plant species that are vegetatively propagated, that have long life cycles or produce short-lived (recalcitrant) seed, are commonly maintained in field genebanks. These include crops such as cassava, potato, bananas, plantains, yams, and tree crops such as fruits, coffee, cacao and coconut, which are normally grown in orchards and plantations. Almost every country has at least one field genebank and many countries have several. Although plants in field genebanks can be readily characterized and evaluated, they are also susceptible to loss, due either to pest or disease attack or adverse



environmental conditions such as drought, floods, fire, wind, etc. *In vitro* storage is now being developed as an alternative or complementary method. Sixty-three countries report having a tissue culture facility, but it is unlikely that these facilities are all being used for conservation purposes. The need to improve and develop appropriate conservation technologies for species with non-orthodox seeds and for vegetatively propagated plants has been reported by many countries.⁷²

Botanical gardens⁷³

There are approximately 1 500 botanical gardens in the world, of which nearly 700 have germplasm collections. More than 60 percent of the botanical gardens are situated in Europe, the USA and the countries of the former USSR. Slightly over 10 percent of all botanical gardens are privately owned.

Botanical gardens conserve some ornamental species, wild relatives of crops, medicinal, and forest species. More than 115 also conserve germplasm of cultivated species including landraces, wild food plants and other non cultivated species which are locally utilized. Because such species are frequently lacking in other *ex situ* germplasm collections, botanical gardens play an important, if sometimes unrecognized, complementary role in *ex situ* conservation systems.




Figure 3.5

Species of importance for medicinal and ornamental purposes are often more fully represented in botanical garden collections than in traditional PGRFA collections. They may therefore fill an important gap in *ex situ* conservation programmes. Figure 3.5 illustrates the involvement of botanical gardens in the conservation of plant genetic resources for food and agriculture. Linkages between these botanical gardens and more crop-oriented genebanks and PGRFA researchers are weak and few gardens are strongly integrated into national or regional efforts related to PGRFA. The need for a comprehensive approach to *ex situ* conservation and the inclusion of botanical gardens and arboreta in such programmes has been emphasized by many countries during the preparatory process for the International Technical Conference.

The number of accessions conserved per taxon in botanical gardens usually ranges between one and five. This indicates that, while botanical gardens conserve considerable amounts of inter-species diversity, they conserve very little intra-species diversity. This poses a potential constraint to certain types of utilization.



Strengthening of *ex situ* conservation

In conclusion, it has become clear that capacities for *ex situ* conservation need to be strengthened in a number of ways. However, it is also widely recognized that the sustainability of conservation efforts depends on maintaining collections in a cost effective manner.⁷⁴ Emphasis therefore must be on measures which improve the efficiency of conservation programmes, through rationalization of efforts, and the use of low-cost conservation methods.⁷⁵

In particular, the following measures have been identified as necessary:

- the identification of priorities for filling gaps in collections;⁷⁶
- the development of low-cost conservation technologies, and in particular, of technologies for non-orthodox seeded and vegetatively propagated plants including *in vitro* methods, and cryopreservation;⁷⁷
- the need for a global regeneration effort;⁷⁸
- the need to reduce unnecessary duplication of accessions;⁷⁹
- development of core collections to promote efficiency in germplasm management and use;
- development of better and more accessible information and documentation systems;⁸⁰
- the need for primary characterization and evaluation to facilitate collaboration with plant breeders and to promote the sustainable use of plant genetic resources.⁸¹

During the preparatory process for the International Technical Conference, a number of sub-regional meetings pointed out the importance of collaboration at national, sub-regional and/or regional, and international levels. This, they noted, might include a sharing of the burden of long-term *ex situ* conservation through the rational organization of base, active and working collections.⁸²

Synergy could be promoted by developing voluntary options for countries to place materials in secure storage facilities outside their country, without compromising their sovereign rights over such materials.⁸³ The sub-regional meeting for West and Central Africa, for example, identified the creation of a sub-regional genebank as a high priority.⁸⁴ It was suggested that national genebanks give priority to active or working collections, while long-term conservation in base collections might be more effectively carried out at the sub-regional level.⁸⁵ International financing might be used to facilitate such rationalization of activities based on comparative advantages.





Chapter 4: Utilization of Plant Genetic Resources

With rising population pressure and reductions in the area of prime land available for agriculture, increases in food production as well as more equitable food distribution will be necessary. There is a pressing need in most countries for better utilization of plant genetic resources (including under-utilized species) through plant breeding. Promoting the utilization of PGRFA can also be a way of contributing to the fair and equitable sharing of benefits derived from these resources.

The term “utilization” is used in two different ways:

- direct utilization by farmers and others in agricultural production systems including cropping systems, rangelands, forests and other managed resource areas;
- utilization at an intermediate stage, e.g. utilization by plant breeders and other researchers.

Use of PGRFA conserved in genebanks

Data is generally not available on how many accessions maintained by genebanks have been used in breeding programmes or have contributed to improved varieties. China reports that only 3-5 percent of the accessions conserved are presently used in breeding programmes, a rate which, without reflection, might appear to be quite low. However, as base collections exist to provide a long-term repository for potentially useful materials, one would expect the level of “utilization” at any one time to be low. The utilization of a relatively small proportion of a genebank collection can, of course, lead to large benefits, as breeding programmes routinely demonstrate. A distinction must be made, therefore, between low rates of utilization and poor utilization.

Numerous obstacles limit the effective use of plant genetic resources, as shown in Table 4.1. Through their Country Reports, countries have identified the following as major constraints to the utilization of germplasm in national genebanks: lack of characterization and evaluation data (cited by 45 countries), lack of documentation and information (42 countries), poor coordination of policies at the national level (37 countries), and poor linkages between the genebank and the users of the germplasm (32 countries). In addition, 20 countries stated that they did not have plant breeding programmes. Direct utilization of PGRFA maintained by farmers is limited by lack of information on their characteristics and by lack of availability.



Obstacle	How it might be overcome
lack of information on material existing <i>in situ</i>	<ul style="list-style-type: none"> surveys and inventories
bias in material conserved	<ul style="list-style-type: none"> targeted collecting develop conservation methodologies for non-orthodox seeded and vegetatively propagated plants
lack of evaluation/information about conserved material (<i>ex situ</i> or on-farm)	<ul style="list-style-type: none"> documentation & characterization evaluation surveys of traditional knowledge crop networks
lack of information about existence of conserved material	<ul style="list-style-type: none"> information and communication systems crop networks
difficulty in accessing collections	<ul style="list-style-type: none"> rational organization of base, active and working collections mutually agreed arrangements, including legal instruments where appropriate. greater collaboration between genebanks and breeders, <i>inter alia</i> through strong national programmes documentation and communications systems
difficulty in handling large collections	<ul style="list-style-type: none"> documentation systems core sub-sets crop networks
difficulty and expense of introducing genetic diversity into breeders' adapted lines	<ul style="list-style-type: none"> Prebreeding/genetic enhancement programmes, including base-broadening
lack of plant breeding capacity	<ul style="list-style-type: none"> increased funding and/or training international collaborative programmes
unsuitability of improved varieties for marginal environments and/or specific needs of small farmers	<ul style="list-style-type: none"> decentralized breeding, including participatory approaches
lack of effective seed production and distribution networks for small farmers	<ul style="list-style-type: none"> stimulate private sector and farmer-to-farmer seed production and distribution networks
lack of availability of landraces for direct use	<ul style="list-style-type: none"> evaluation <i>in situ</i> and <i>ex situ</i> provision of landraces by genebanks for multiplication and distribution to farmers
unsustainable use of wild under-utilized species	<ul style="list-style-type: none"> develop sustainable management practices
small range of species addressed	<ul style="list-style-type: none"> improvement programmes for minor staples and other under-utilized species
restrictions on variety release, seed distribution	<ul style="list-style-type: none"> review regulatory framework
lack of markets	<ul style="list-style-type: none"> post harvest processing promote new markets.
Source: Country Reports	

Evaluation

Country	% Evaluated*	Country	% Evaluated
Europe		Africa	
Czech Republic	60	Guinea	50
Poland	68	Eritrea	0
Slovak Republic	28	Ethiopia	100
Ukraine	90	Seychelles	90
Near East		Asia and Pacific	
Iran	5	Bangladesh	23
Egypt	15	Nepal	28
Morocco	60	Thailand	50
Americas		Korea, Republic of	40
Colombia	20	Mongolia	20
Paraguay	31		
* Data is % of collection evaluated at least once, i.e. for one or more traits.			
Source: Country Reports			

Evaluation is important to identify potentially valuable traits in accessions, as well as landraces which could be used directly by farmers. Very little

quantitative information was provided by the Country Reports on the state of evaluation of genebank collections. Table 4.2 provides available data from individual countries. Where estimates of the proportions of collections which had been evaluated for agronomic characters were cited, these were often extremely low. Almost every country, in some sense, cited the lack of useful evaluation information as a major bottleneck to increasing the



utilization of PGRFA.⁸⁶ Several countries identified the need for increased collection and utilization of ethnobotanical and indigenous knowledge associated with PGRFA.⁸⁷ Core collections, which contain a maximum percentage of diversity in a subset of the whole collection, could play a more important role in enhancing germplasm utilization by making management and screening of collections more efficient and cost effective.⁸⁸

Prebreeding

Prebreeding or germplasm enhancement involves the transfer or introgression of genes and gene combinations from unadapted sources into more usable breeding materials. It can serve to broaden the genetic base of breeding materials.⁸⁹ It is a long-term activity, the costs of which are difficult to recoup as the benefits accrue to all breeders. Private sector breeders cannot generally afford to undertake such work. Most public research institutes, universities and research or funding agencies have done prebreeding in the past, but with the withdrawal of the public sector from breeding activity, Prebreeding activities in many countries are now often left unfunded. Prebreeding of several major crops is largely carried out in some of the CGIAR centres. Very few Country Reports mentioned Prebreeding or genetic enhancement as a national breeding activity, though a number called attention to the importance of such work.⁹⁰

Crop improvement programmes

National capacities for crop improvement vary widely and depend upon available technical, human and financial resources. Most countries have government funded programmes for classical plant breeding and in some the private sector is also involved. While a number of countries have initiated crop improvement programmes based on new biotechnologies, not all countries have the capacity to use such technologies.



Figure 4.1

Funding was the constraint cited in the largest number of Country Reports, followed by availability of human resources and lack of suitable facilities. Availability of germplasm was generally not identified as a problem in any of the regions. Figure 4.1 shows constraints to plant breeding, by region, as identified by countries.

Plant breeding has been enormously successful in increasing agricultural productivity at the global level. The Green Revolution in the 1960s prompted large increases in yields of rice and wheat. Nonetheless, the success of modern plant breeding has been uneven regionally. The large yield increases in wheat, rice and maize produced in Asia have not been duplicated in



Africa.⁹¹ Adoption rates of modern varieties have been much lower in physically marginal environments among low-income farmers. Different strategies may be necessary if such farmers are to have access to and benefit from the range of PGRFA available to other farmers.

Participatory plant breeding

Plant breeders and farmers both have comparative advantages which can help define functional divisions of labour in the improvement of PGRFA. Breeders have the advantage of access to a wide range of genetic diversity and the scientific knowledge and methods to work efficiently in the development of improved germplasm. Farmers can select material for their particular environments and for special market requirements. Participatory plant breeding – involving farmers more directly in the breeding process – may increase the success of breeding for complex farming systems in more diverse and marginal environments. Such approaches call on farmers to finish the breeding effort by selecting materials, on-farm, according to their own needs. Farmer participation in pearl millet breeding at ICRISAT has produced encouraging results, increasing potential gains from the breeding programme while promoting cost efficiency, according to a review by ICRISAT scientists.⁹² The approach offers the potential of promoting wider use of genetic diversity and promoting the management and development of locally adapted genetic resources.

Seed supply programmes

Seed production and distribution are today predominantly public sector activities in developing countries, and increasingly private sector activities for the major crops in Europe and North America. Private sector involvement is expected to increase in the future for commercial crops. The scope of the “formal” seed industry (private or government) is limited in many developing countries, with use of farmer-saved seed and farmer-to-farmer seed exchange being the predominant source of supply for many farmers.⁹³ More than a quarter of all Country Reports – and over half of the Reports from Africa – indicated that poor seed production and distribution systems constrain the dissemination of improved crop varieties (Figure 4.2).



Figure 4.2

Many resource-poor farmers in developing countries – and particularly those in marginal areas – plant genetically heterogeneous crops, to minimize risk of crop failures.⁹⁴ Traditional agricultural systems also commonly contain great intra-specific genetic diversity. Legislation and regulations on variety release, seed certification and plant breeders’ rights can discourage or fail to encourage within-cultivar genetic variability, indicating the possible need for review of regulatory frameworks for their effects on the conservation and use of PGRFA.⁹⁵



An increased research effort is needed on the potential of genetically heterogeneous crop production whether at the level of intra-species diversity (landraces, mixtures, multilines) or inter-specific diversity (multi and inter-cropping) especially for marginal environments.⁹⁶





Chapter 5: National Programmes, Training Needs, Policies and Legislation

The successful conservation and sustainable utilization of PGRFA involve action by a wide range of people in each country: germplasm curators, breeders, scientists, farmers and their communities, resource area managers, planners, policy makers, and NGOs. Strong planning, evaluation, and coordination mechanisms are needed at the national level to enable all to participate constructively. Fifty-nine countries reported that they had national committees on plant genetic resources. Table 5.1 provides an overview of the purposes and functions of national programmes.

National programmes differ in scope and structure, with some being centralized and others being more dispersed in terms of organizational responsibilities.⁹⁷ Some countries, *inter alia* Morocco, Indonesia, Malaysia and Costa Rica, rely more on coordinating mechanisms than a formal structure. Finally, some countries lack a national programme of any type. Ten countries indicated in Country Reports that national programmes were under development. Further information on the state of development in national programmes is provided in Table 5.2.

Few national programmes have a formal, legal status or enjoy their own line-item in the nation's budget.⁹⁸ Short-term budget allocations are the norm for work that is long-term by nature. Country Reports reveal that even programmes in developed countries sometimes lack financial security and the ability to plan ahead due to budget uncertainties.

Frequently, the national focal point responsibilities for PGRFA matters reside with the genebank or specialized institute dealing with conservation of crop genetic resources. Only a fourth of the countries submitting Country Reports indicated that either *in situ* conservation or utilization were included in the scope of their national programme. Based on information supplied in Country Reports, it would appear that the equating of national programmes with national genebanks has been partially responsible for the underdevelopment of functional linkages between conservation and utilization efforts. Genebanks are often isolated institutionally as well as practically from crop improvement programmes. Aid programmes which provide funds for genebanks alone can exacerbate the problem. And managers – many of whom see their mandate purely as one of conservation – frequently complain of the low level of use that is made of the collections. The newly independent states of the former USSR typically have an incomplete PGRFA infrastructure as a result of recent political changes. They may have well developed capacity in breeding, for example, but may not have a genebank or anything more than working collections. Small island



Table 5.1 National PGRFA Programmes.		
Purpose ■ to contribute to national development, food security, sustainable agriculture and the maintenance of biodiversity through the conservation and utilization of PGRFA		
Functions ■ develop national policies and strategies ■ co-ordinate national activities, involve all stakeholders, promote linkages ■ provide basic building blocks for regional and international collaboration		
Activities ■ inventorying, exploration, collecting ■ conservation <i>in situ</i> & <i>ex situ</i> ■ characterization and evaluation ■ genetic enhancement ■ crop improvement ■ seed/variety production & distribution ■ documentation & dissemination of information ■ training & capacity building ■ research ■ fund raising ■ development of legislation ■ regulation of access and exchange of genetic resources ■ public awareness		
Partners ■ ministries and government departments (i.e. agriculture, forestry, natural resources, environment, science and technology, planning, research and education) ■ universities, research and other educational institutions ■ NGOs, farmers' organizations, women's groups ■ private sector and parastatal companies ■ regional and international organizations and networks		
Source: Recommendations of Sub-regional Meetings		

states confront the problem of economies of scale in initiating a broad range of essential activities for what may be a relatively small population. Increased regional cooperation was suggested in the sub-regional meetings as one way of addressing such situations.⁹⁹

Viewed holistically, national efforts in PGRFA also include the activities of NGOs (including the private sector), universities, farmers and their communities and organizations. Some of these are particularly active in areas in which some governments are not, e.g. *in situ* and on-farm programmes, and commercial breeding and seed production and distribution. A small number of national committees now contain NGO representatives, and there are practical cooperative ventures underway involving NGOs and government programmes in several countries, including the United States and Ethiopia.

Training

Almost 80 percent of the Country Reports referred to lack of training as a serious constraint in their national programmes.

The University of Birmingham (UK) offers a MSc. degree focusing on PGRFA which is over-subscribed by a wide margin each year. The University of Zambia, the University of the Philippines-Los Banos and perhaps several other universities are in the process of developing PGRFA degree programmes, however, none are fully operational at this time. Lack of capacity – including support for students, proper equipment, and a “critical mass” of instructors – are the major constraints to training at this level, particularly in developing countries.



Sub-region	State of development of national programmes
Africa – West/Central	Few formal national programmes. National Plant Genetic Resources Centres in Ghana and Nigeria. Lack of funding and official recognition of national committees.
Africa – East/Indian Ocean	Well-developed national programmes in Ethiopia and Kenya. Under development in Uganda and Sudan. Little progress in Burundi, Rwanda and Indian Ocean Islands.
Africa – Southern	National programmes well developed with impetus provided by SPGRC. However many have strong focus on <i>ex situ</i> conservation only.
America – Central/Caribbean	Few formal national programmes (exceptions Cuba and Honduras). Need for development strongly expressed.
America – North	Well developed formal national programmes.
America – South	Need to develop formal national programmes strongly expressed. Formal programme already exists in Brazil.
Asia – East	Strong national programmes in Japan, China, Republic of Korea. Less developed in DPR Korea and Mongolia.
Asia – South	Well developed, comprehensive national programmes in India, inclusive of plant quarantine. Other countries have need for more coordination and funding.
Asia – South east	Integrated national programmes exist in Thailand and Vietnam and a well developed national PGR network in the Philippines. Coordination approach among institutes in Malaysia and Indonesia.
Pacific	Australia and New Zealand have strong National Programmes. No formal national programmes and little PGR activity in small island nations. Strong interest and limited activities in some countries, e.g. Papua New Guinea, Solomon Islands.
Europe – East	Most countries have central institute responsible for national programmes. Formal national programmes under development in the Newly Independent States. Baltic states developing collaboration with Nordic Gene Bank.
Europe – West	Formal national programmes exist in most countries. Coordination is important in countries with decentralized <i>ex situ</i> conservation systems. Nordic countries have centralized regional programme – Nordic Gene Bank.
Near East – South and East Mediterranean	Lack of coordination is a bottleneck in many countries. Good coordination exists in Morocco. WANANET has played important role in strengthening national committees.
Near East – West/Central Asia	Well developed programmes in Turkey, Islamic Republic of Iran and Pakistan. WANANET has played important role in strengthening national committees. Central Asian countries still need to develop more complete national programmes.
Source: Country Reports	

All regions identified certain training needs during the preparatory process for the International Technical Conference, including:

- modules on PGRFA for university courses in the various disciplines;¹⁰⁰
- advanced and specialized courses, preferably at the regional level, in systematics/taxonomy, population genetics, ecology, ethnobotany, plant breeding, seed production and utilization, germplasm management, and policy;¹⁰¹
- integration of PGRFA training in wider academic *curricula* on agriculture, research and development, biology, etc.;
- short courses at the regional and national levels, covering topics such as breeding, seed production and distribution, conservation technologies, quarantine, collecting, etc.;¹⁰²



- training of national programme managers in areas including management and planning, policy development and analysis, and the enhancement of inter-institutional and regional cooperation;¹⁰³
- training for farmers, including women, (e.g. on-farm management and improvement of PGRFA), which may be done in cooperation with NGOs.¹⁰⁴

National legislation and policy

In most countries, legislation and policies have often developed piecemeal and in reaction to a particular need or crisis over a number of years. One notable exception is Eritrea, where extensive consultations were held at the community level before development of a national environmental action plan.

In general, North American and European countries state that PGRFA in national collections are freely available to all *bona fide* users.¹⁰⁵ The situation regarding access cannot be so clearly summarized in other regions based on information supplied in Country Reports.

Many countries have phytosanitary regulations covering import and export of materials. A number of countries, however, have trouble enforcing such regulations.¹⁰⁶ There are a number of regional agreements and associations concerned with this subject. Southeast Asia nations, for example, have an association which regulates the movement of plant materials within the sub-region.

Forty countries have laws concerning “plant breeders” rights, 30 of which are members of the International Union for the Protection of New Varieties of Plants (UPOV) under the 1978 Convention. Countries of the Andean Pact have developed their own system, and some countries are also considering joining UPOV. India and the Philippines are considering legislation which may incorporate an element of reward to the providers of genetic resources. Member countries of the World Trade Organization will be obliged in the future, to provide for the protection of plant varieties, either by patents, or an effective *sui generis* system, or a combination thereof.¹⁰⁷

Finally, an appropriate level of public awareness of the importance of PGRFA and of programmes for its conservation and utilization is lacking in virtually all countries. Responsibility for raising public awareness rests at all levels and with all institutions and organizations. Few national programmes have capacity or funds for public awareness activities, a situation which is both a cause and effect of current under-investment in PGRFA. NGOs have made contributions to raising awareness in a number of countries. Most sub-regional meetings stressed the importance of educational and public awareness work.





Chapter 6: Regional and International Collaboration

Collaboration at the regional and sub-regional level

During the preparatory process for the International Technical Conference, the interdependency between countries for PGRFA was acknowledged¹⁰⁸ and the value of sub-regional and regional collaboration was recognized.¹⁰⁹ The following were identified as objectives for regional or sub-regional collaboration:

- to strengthen national PGRFA programmes¹¹⁰;
- to avoid unnecessary duplication of activities¹¹¹;
- to share burdens of conservation and to promote exchange of genetic material¹¹²;
- to develop efficient systems of documentation and communication¹¹³;
- to promote exchange of information, experience and technology¹¹⁴;
- to promote collaborative research¹¹⁵;
- to promote evaluation and utilization of conserved material¹¹⁶;
- to coordinate research, including the programmes of the IARCs¹¹⁷;
- to identify and promote collaboration in training and capacity¹¹⁸;
- to formulate proposals for regional projects.¹¹⁹

Many of the objectives identified in the preparatory process can be promoted through existing¹²⁰ or new regional or sub-regional programmes. In particular the need for databases providing information on the *in situ* and *ex situ* germplasm available in the region, for sub-regional newsletters, and for translation of information in the languages of the region was highlighted.¹²¹

Functioning networks are established for Europe, the Near East, Southern Africa, South-East Asia and Latin America, although some need strengthening (Table 6.1). Networks for South and East Asia have been established recently and need to be developed. There is a need to establish new networks, in the context of existing regional research organizations where appropriate, for Central Asia, West and Central Africa, East Africa and the Indian Ocean Islands, the Pacific and the Caribbean. There is also a need to strengthen links between South and Southeast Asia, and between the two sides of Mediterranean. Only sound national programmes, however, can provide the basis for successful and sustainable collaboration.

Many crop-specific networks and working groups operate under the auspices of regional or sub-regional networks (Table 6.1). Other networks operate at an international or inter-regional level. These networks bring together different types of specialists to set priorities for further work on the conservation and utilization of genetic resources of a particular crop or crop group. There is a need to strengthen or establish networks and working groups for priority crops.¹²² FAO has over the years developed a number of



Table 6.1 Regional and sub-regional PGRFA networks.				
Region	Sub-region	Existing PGRFA networks	Status and comments	Crop specific networks
Europe	West Europe	ECP/GR (European Cooperative Programme for Conservation and Exchange of PGR)	Very well-developed network; self-financing	EUFORGEN: for forest genetic resources. ESCORENA: for flax, olive, soybean and sub-tropical fruits. MESFIN: Fruits for Mediterranean region.
	East Europe		Most countries of the region are members	
Near East	South East Mediterranean	WANANET (West Asia and North Africa Plant Genetic Resources Network)	Well-developed network; Links with ECP/GR need to be strengthened (eg in Mediterranean)	Network activities involving institutions from Eur., N. Afr. and W. Asia on pistachio, rocket, oregano, hulled wheat. MESFIN: Fruits for Mediterranean region.
	West Asia		Except for CIS countries of Central Asia, most countries of the region are members	
	Central Asia		Network or sub-network required for CIS countries of Central Asia	
Africa South of Sahara	Southern Africa	SPGRC (Southern African Development Community Plant Genetic Resources Centre)	Well-developed network; all countries of the region are members; Partially self financed.	SACCAR coordinates several networks for improvement of millet, groundnut, pigeonpea, cowpea, rootcrops, wheat, maize, bean, and regional vegetables
	Central Africa		Network for Central & Western Africa proposed in context of existing organizations	CORAF includes some crop networks for peanuts, cotton, casava, maize and rice
	West. Africa			
	East Africa		Need for closer cooperation identified	PRAPACE: for potato and sweet potato; EARRNET: root crops; EARSMN: sorghum and millet; EARCORBE: banana; RESAPAC: bean; AFRENA: agro-forestry
	Indian Ocean		Need for closer cooperation identified	
Asia / Pacific	South Asia	S. Asia PGR Network	Formal network is being established	
	South East Asia	RECSEA (Regional Committee for Southeast Asia)	Well developed network, needs more financing	APINMAP information on medicinal and aromatic plants, SAPPRAD: for potato and sweet potato; UPWARD: potato
	East Asia	E. Asia PGR Network	Formal network is being established	
	Pacific	Pacific PGR Network	Formal network is being initiated	Carried out in the context of other cooperative arrangements: PRAP for sweet potato, SPC: root crops
Americas	South America	TROPIGEN REDARFIT Prociur-RF	Well-established networks, agro-ecologically based, all countries members of one or more	Bean: PROFIZA (Andean zone); Potato: PRACIPA (Andean zone), PROCIPA; Cacao: PROCACAO; coffee: PROMECAFE. IAGNET (Citrus);
	C. Am & Mexico	REMERFI	Well-established network	PROFIJOL for bean; PRECODEPA for IAGNET (Citrus);
	Caribbean	CMPGR	New network, mostly focused on anglo-phone countries; need to integrate with hispanophone & francophone countries	PRECODEPA network for potato
	North America		Good bilateral links.	

crop-related networks to promote a coordinated approach to identifying, evaluating and conserving the genetic variability of selected crop species. These include the International Mushroom Germplasm Conservation Networks; the Olive Genetic Variability Conservation Network; the International Network on Cactus Pear; the Mediterranean and Inter-American Citrus Networks; the Inter-regional Cooperative Network on Nuts; the Mediterranean Fruit-tree Network in Asia, and the Network of Traditional Crops of Southern Africa.

Countries in some regions have established central regional genebanks including: the Nordic Genebank, the SADC Plant Genetic Resources Centre and CATIE. Additionally, some international organizations hold germplasm collections in particular crops. The Arab Centre for the Studies of Arid Zones and Dry Lands (ACSAD), for example, holds an important field genebank collection of fruit trees. As noted in Chapter 4, a number of sub-regional meetings in the preparatory process called attention to the need and



Centre	Mandate Crops	Eco-regional Mandate
CIAT (International Centre for Tropical Agriculture)	Entire gene pool of and global responsibility for field beans (<i>Phaseolus spp.</i>), cassava (in Africa IITA) and tropical forage crops for acid and infertile soils (in Africa with ILRI). Regional responsibility for rice in Latin America and the Caribbean (with IRRI).	Emphasis on three agro-ecosystems in South America: avannas with acid soils, hillsides with moderately acid, low-fertility soils (particularly at mid-altitudes) and cleared forest margins.
CIMMYT (International Centre for the Improvement of Maize and Wheat)	Entire gene pools of and global responsibility for maize, bread wheat and Triticale	Global
CIP (International Potato Centre)	Entire gene pool and global responsibility for potato, sweet potato and several minor Andean root and tuber crops.	Originally focused on Andean Region, but present mandate is global
ICARDA (International Centre for Agricultural Research in the Dry Areas)	Entire gene pool of and global responsibility for barley, lentil, faba bean, durum wheat and kabuli chickpea and regional responsibility for other wheats and pasture and forage crops.	West Africa and North Africa (WANA region)
INIBAP (International Network for the Improvement of Bananas and Plantains)	Entire gene pool of and global responsibility for banana and plantain (<i>Musa spp.</i>)	Global
ICRISAT (International Crops Research Institute for the Semi-Arid Tropics)	Entire gene pool of and global responsibility for sorghum, chickpea (desi), pigeonpea, groundnut, pearl millet, minor millet	Semi-arid tropics in South/Southeast Asia, sub-Saharan Africa (the Sahel belt, East and Southern Africa) and smaller areas in Latin America, North America, West Asia and Australia.
IITA (International Institute of Tropical Agriculture)	Entire gene pool of and global responsibility for cowpea and yam. Regional responsibility for cassava, maize, plantain, soybean, rice and agroforestry spp.	Humid forest zone of West and Central Africa; moist savanna zone (Guinea and derived savanna) of West Africa; mid-altitude and highland savannas and woodlands of Eastern and Southern Africa; inland valleys (together with WARDA)
IRRI (International Rice Research Institute)	Entire gene pool of and global responsibility for rice	Global, Asia
WARDA (West Africa Rice Development Association)	Rice	West Africa
ICRAF (International Centre for Research in Agroforestry)	Multipurpose trees of importance for key agroforestry. No specific mandate species.	Humid tropics (West Africa, South/Central America and SE Asia), Sub-humid tropics (East African highlands, southern African-miombo zone); Semi-arid tropics (Sudano-Sahelian zone of West Africa)
ILRI (International Livestock Research Institute)	No mandate crops. Pasture and forage species useful for livestock.	Warm semi-arid, sub-humid, humid and cool tropical (highlands) ecozones.
CIFOR (Centre for International Forestry Research)	Forestry species	Global
IPGRI (International Plant Genetic Resources Institute)	All crop species, particularly those of regional importance and non-mandate crops of other Centres. Responsibility to advance conservation and use of plant genetic resources worldwide, with special emphasis on needs of developing countries.	Global
IFPRI (International Food Policy Research Institute)	International Food Policy Issues	Global
ISNAR (International Service for National Agricultural Research)	Strengthen national agricultural research capabilities in developing countries.	Global

Source: Working Document AGR/TAC: IAR/92/94



opportunities for cooperation in the *ex situ* conservation of PGRFA. The development or designation of regional or sub-regional genebanks might provide alternative options to the building of national genebanks, particularly for conserving duplicate base collections.¹²³

The need for countries of regions or sub-regions to share the burden, or costs, of conservation was mentioned at several of the preparatory meetings.¹²⁴ Countries also recognized the important role of the International Network of Base Collections under the Auspices of FAO in this regard.¹²⁵ Twelve CGIAR Centres joined the Network in September 1994; one country has since joined, and 30 more have expressed a willingness to join.

Programmes of the CGIAR

Virtually all countries mentioned collaboration with the International Agricultural Research Centres of the Consultative Group on International Agricultural Research (CGIAR) in their Country Reports. While the conservation and improvement of the mandate crops is organized primarily on a global basis (Table 6.2), some other CGIAR activities are organized on an eco-regional basis. Many countries proposed that the research agenda of the CGIAR centres be broadened to encompass a wider range of species.¹²⁶ In addition to the crop-specific networks operating on a regional and sub-regional basis, there are a number of global crop-specific networks.

FAO and the Global System

Since 1983, FAO has been developing a comprehensive Global System for the Conservation and Utilization of Plant Genetic Resources for Food and Agriculture.¹²⁷ The current status of the components of the Global System is indicated in Table 6.3. UNCED's Agenda 21 requested that the Global System be strengthened, and, in this context, the Commission has agreed that the preparation of the first Report on the State of the World's Plant Genetic Resources, and the Global Plan of Action, as two of its key elements, will be a major contribution in this task. The strengthening of the legal, financial and institutional mechanisms involved is being addressed in the parallel process of the revision of the International Undertaking, through negotiations in the Commission on Genetic Resources for Food and Agriculture.

Besides providing the Secretariat for the Commission on Genetic Resources for Food and Agriculture, and support to the other components of the Global System, the Regular Programme of FAO provides support for national capacity building in plant genetic resources conservation, plant breeding, seed production and distribution, and related legal and policy issues. The FAO's Field Programme has also carried out a large number of projects and programmes in developing countries, many with components related to the conservation and utilization of plant genetic resources. Many of these are financed through the United Nations Development Programme (UNDP).

Other international organizations involved in PGRFA activities

Other intergovernmental and international organizations include the United Nations Environment Programme (UNEP), the United Nations Conference on



Table 6.3 Status of the global system for the conservation and utilization of PGRFA.		
Component(s)	Function	Status
Commission on Genetic Resources for Food and Agriculture	intergovernmental global forum body to FAO.	Established 1983 as the Commission on Plant Genetic Resources; 138 members (August 1995); six sessions plus one extraordinary session held; Scope broadened in 1995 to include other sectors of agrobiodiversity, starting with livestock. A Panel of Experts on Forest Gene Resources is a technical advisory
International Undertaking on Plant Genetic Resources	non-binding agreement to assure conservation, use and availability of PGRFA	Adopted 1983; 110 countries adhere; annexes agreed in 1989 (including Farmers' Rights) and 1991. Currently under revision including for harmonisation with the CBD, development of agreements on access, and the realization of Farmers' Rights.
International Fund for PGR	to provide a channel for support & promotion of sustainable PGR conservation & use at a world level	Not yet operational. Principle agreed by FAO Conference; GPA will be useful in determining requirements for Fund.
Global Plan of Action for the conservation and sustainable utilization of PGRFA	to rationalise & improve the international efforts for the conservation and use of PGRFA	First Plan adopted by International Technical Conference on PGR, in June 1996.
Report on the State of World's PGRFA	to report on all aspects of conservation & use of PGRFA to identify gaps, constraints & emergencies	First Report considered by International Technical Conference on PGR.
World Information & Early Warning System	to collect & disseminate data on PGRFA & related technologies; identifying hazards to genetic diversity	Information system established, including records of <i>ex situ</i> collections in 135 countries. Early Warning System at planning stage.
Network of <i>Ex Situ</i> Collections under the Auspices of FAO standards for genebanks agreed.	to facilitate access to <i>ex situ</i> collections on fair and equitable terms include their collections; one has signed agreement. International	Established with collections of 12 IARCs (agreement signed in October 1994); 31 countries expressed their willingness to
Network of <i>in situ</i> areas	to promote conservation of landraces, crop wild relatives and forest genetic resources	No significant progress.
Code of Conduct for germplasm collection and utilization	to promote conservation including collection and use of PGR in ways that respect environment and local traditions and culture	Adopted by FAO conference in 1993.
Code of Conduct on Biotechnology	to promote safe practices, and promote the transfer of appropriate technologies	Consideration of draft code suspended pending revision of International Undertaking.
Crop-Related Networks	to promote sustainable and optimal utilization of germplasm	Nine inter-regional or international networks established.
Total number of countries and regional economic integration organizations which have become members of the CGRFA and/or adhered to the Undertaking is 149.		
Source: Updated from FAO Programme Evaluation Report 1993/94		

Trade and Development (UNCTAD), the United Nations Industrial Development Organization (UNIDO), the Commonwealth Science Council, the World Conservation Union (IUCN), the International Fund for Agricultural Development (IFAD), the World Bank, the Regional Development Banks, and the Global Environmental Facility.





Chapter 7: Access and Benefit Sharing

The facilitation of access to PGRFA, under appropriate mechanisms, and the sharing of benefits derived from their utilization, are two of the goals of both the International Undertaking and the Convention on Biological Diversity.¹²⁸ The International Undertaking is currently being revised with the support of the Conference of the Parties to the Convention, through negotiations between countries in the Commission on Genetic Resources for Food and Agriculture, in order to harmonize it with the Convention, and for consideration of the issues of access to plant genetic resources for food and agriculture and the realization of Farmers' Rights.¹²⁹

Access to and distribution of PGRFA

The fact that the agricultural systems of virtually all countries are highly dependent on non-indigenous species is testimony to the wide dispersal of materials from the earliest days of agriculture itself. More than 1 300 collections are held in genebanks with over 6 million accessions (many of which are duplicates). This is largely a result of the wide degree of access to PGRFA historically.

Until recently, PGRFA have been regarded as the “common heritage of mankind”. Collecting has usually been freely allowed. Recently a voluntary International Code of Conduct for collecting and transfer of germplasm, based on the principle of national sovereignty over plant genetic resources, has been agreed at FAO. The Code sets out standards and principles to be observed by countries that adhere to it, and proposes a number of mechanisms for benefit sharing. The Convention on Biological Diversity provides for access to plant genetic resources on mutually-agreed terms, based on the prior informed consent of the country providing the resources.

Many of the largest genebanks in the world, including those in Europe, North America and in the CGIAR system, have policies of unrestricted availability to *bona fide* users.¹³⁰ Table 7.1 shows the number of materials distributed by the CGIAR Centres, by type and destination. A number of genebanks in developing countries maintain similar policies regarding access, though scarce resources for multiplication and processing may limit or delay availability.¹³¹ Political disagreements between countries on matters unrelated to PGRFA have sometimes made access problematic. In some cases, countries appear as a matter of policy to have restricted access to unique and potentially valuable undeveloped germplasm.¹³² However, the great majority of unique PGRFA accessions in *ex situ* collections has been generally available for plant breeding and research purposes. The FAO Seed Exchange Unit has, over the years, distributed over 0.5 million seed and planting material samples of improved varieties and landraces.



Table 7.1 Percentage of germplasm samples distributed annually by CGIAR centres by sector over the period 1992/94.

	Other International Agricultural Research Centres	Developing Country National Agricultural Research System	Developed Country National Agricultural Research System	Private Sector	Total number of samples distributed
	%	%	%	%	No.
CIAT					
<i>Phaseolus</i>	0	54	46	0	1 979
Manihot	0	59	40	1	422
Forage legumes	16	51	27	6	1 655
Total	7	53	37	3	4 056
CIMMYT					
Maize	0	20	72	8	2 234
Wheat	0	69	28	3	2 372
Total	0	45	49	6	4 606
WARDA					
Total	25	75	0	0	1 872
ICARDA					
Total	5	63	32	0	13 013
CIP*					
Potato	–	93	7	–	3 929
Sweet potato	–	95	5	–	1 023
Total	–	93	7	–	4 952
IITA					
Total	13	66	21	0	3895
ICRISAT					
Total	0	91	2	7	19 570
IRRI					
Total	7	52	39	2	7 207
ILRI					
Total	9	64	7	20	1 071
INIBAP					
Total	3	64	33	0	371
TOTAL	4	72	21	3	60 613
* Data not reported neither for other IARCs nor for private sector.					
Source: CGIAR-SGRP Genebank Reviews, 1996					

Breeders' lines, other material under development and information about them are subject to private property and are available only at the discretion of their originators. Formally, the same applies to farmers' breeding material¹³³, although, in practice much material developed by farmers has been made available without restriction. The use of material protected by Plant Breeders' Rights for commercial purposes is restricted, but not their use for research and breeding purposes¹³⁴. Use of materials protected by patents is subject to certain conditions.



The Convention on Biological Diversity provides for access to be granted on “mutually agreed terms.” Such terms might be agreed upon bilaterally or multilaterally. For agricultural biodiversity, the Conference of the Parties has declared its support for the process engaged in the FAO Commission on Genetic Resources for Food and Agriculture for the revision of the International Undertaking¹³⁵.

Valuing of PGRFA and sharing of benefits

The contribution of farmer varieties and wild relatives to the modern varieties being grown in many countries today is clearly evident. A number of crops, such as sugar cane, tomatoes, and tobacco, could not be grown on any substantial commercial scale, were it not for the crucial contribution made by wild relatives of those crops to disease resistance.¹³⁶ However, no comprehensive agreed estimates exist of the value of genetic material so utilized. Similarly no estimate of the incremental economic value of improved varieties exists.

Economic analysis, however, supports the view that many of those engaged in conserving and developing PGRFA, such as many farmers and their communities, do not receive benefits proportionate to the value of the germplasm originating from their fields¹³⁷. This has been recognized by countries through the FAO resolution on Farmers’ Rights which calls for farmers and their communities to participate fully in the benefits derived from the use of plant genetic resources. The resolution is Annex Two of the International Undertaking on Plant Genetic Resources. The fair and equitable sharing of the benefits is also one of the three objectives of the Convention on Biological Diversity. The Convention requires contracting parties to take measures to share the results of research and development and the benefits arising from the commercial and other utilization of genetic resources with the Contracting Party providing such resources.¹³⁸

During the preparatory process for the International Technical Conference, countries stressed the importance of the utilization of PGRFA as the chief means of increasing the value of the material and reaping benefits from it.

Currently many countries, and many of their farmers, benefit from the development of new varieties, based on the use of PGRFA, including those developed from improved genetic material supplied by the International Agricultural Research Centres. However, as noted in this Report, some farmers, particularly those who operate in economically marginal areas, often do not benefit substantially from these materials. These tend to be the farmers and communities most involved in conserving, developing, and making available PGRFA of value to conventional plant breeding. Based on the findings of this report, the Global Plan of Action proposes a number of activities designed to benefit these farmers in particular.

It was not possible to determine the total amount of funds transferred bilaterally or through multilateral mechanisms for the purpose of conserving, developing and using PGRFA. The total annual budget of the CGIAR, for example, is approximately \$300 million. However, figures such as this cannot easily be used as an indicator of benefit sharing, because it only addresses



one aspect of benefit sharing, as it includes many activities which are only partially connected to plant genetic resources, and because it takes into account neither the benefits which accrue to donor countries nor the value of germplasm and science contributed by donor countries and transferred by the CGIAR to developing countries.





Annex 1: The State of the Art

This section presents a succinct summary of the major scientific, technological and other methodologies and tools for the conservation and utilization of plant genetic resources. For more specific and technical information relating to any of the topics, the references cited indicate some of the most comprehensive reviews that were available in the scientific literature at the time of drafting this document.

Methods for analyzing and assessing genetic diversity, erosion and vulnerability

Diversity can be analyzed at the intra- and inter-specific levels. Diversity can also be studied at other organizational levels, from ecosystems through to cellular, sub-cellular and molecular levels. There are numerous methods available to measure the extent of genetic variation between different plants or populations. Employment of a particular methodology will vary according to the type of information required (Table A1.1).

- (i) Morphology-based methods analyze the differences in observable traits (phenotypes) between individual plants. These methods are relatively cheap and are the basis for the characterization of plant accessions in genebanks.
- (ii) Molecular methods analyze the differences between either proteins or DNA of plants.¹³⁹ There are a wide variety of molecular techniques available with new techniques becoming available all the time.¹⁴⁰ Newer methods generally require more sophisticated equipment and supplies.

At the ecosystem level, taxonomic expertise is essential for surveying the diversity of species in a region and the establishment of species inventories which map their geographic range. For many under-utilized crops and wild food plants, such surveys are an essential prerequisite to further studies of the diversity within particular species.¹⁴¹ There is a need to increase scientific capacity in the area of taxonomy in many countries, particularly in developing countries.¹⁴² Some current initiatives, such as BioNET-International, seek to strengthen the taxonomic capability of developing countries to help inventory their resources effectively.¹⁴³

Analyses of plant genetic resources diversity based on such methods can help to:

- identify areas of high genetic diversity;¹⁴⁴
- determine collecting priorities and sampling strategies;¹⁴⁵
- guide designation of *in situ* or on-farm conservation areas;¹⁴⁶
- monitor genetic erosion¹⁴⁷ or vulnerability;¹⁴⁸
- guide the management of *ex situ* collections;¹⁴⁹
- maximize the genetic diversity chosen for core collections;¹⁵⁰
- compare the agronomically useful regions of the genomes of different crops;¹⁵¹
- define the identity of improved varieties or other plant genetic resources;¹⁵²
- monitor the movement of plant genetic resources.¹⁵³



Method	Variation detected	Sample throughput	Loci analyzed per assay	Reproducibility between assays	Type of character analyzed	Inheritance of character analyzed	Technology level required
Morphology ¹	low	high	low no.	medium	phenotypic trait	qualitative/quantitative	low
Pedigree analysis ²	medium	n.a.	n.a.	good	degree of coancestry	n.a.	low
Isozymes ³	medium	medium	low no.	medium	proteins	co-dominant	medium
RFLP (low copy)	medium	low	low no. (specific)	good	DNA	co-dominant	high
RFLP (high copy)	high	low	high no. (specific)	good	DNA	dominant	high
RAPD ⁴	high to medium	high	high no. (random)	poor	DNA	dominant	medium
DNA sequencing ⁵	high	low	low no. (specific)	good	DNA	co-dom./dominant	high
Seq tag SSRs ⁶	high	high	medium no (specific)	good	DNA	co-dominant	high
AFLPs ⁷	medium to high	high	high no. (random)	medium	DNA	dominant	high

¹ Anon (1995) Descriptor Lists. In: IPGRI, List of IPGRI Publications, October 1995, IPGRI, Rome, p21-26.

² Cabanilla VR, Jackson MT and Hargrove TR (1993) Tracing the ancestry of rice varieties., 17th International Congress of Genetics, Volume of Abstracts, p112, 15-21 August 1993.

³ Brown AHD and Clegg MT (1983) Isozyme assessment of plant genetic resources. Current Topics in Biological and Medical Research 11:285-295.

⁴ Tingey SV and Del Tufo JP (1993) Genetic analysis with RAPD markers. Plant Physiology 101:349-352.

⁵ Sasaki T, Song J, Koga-Ban Y, Matsui E, Fang F, Higo H, Nagasaki H, Hori M, Miya M, Murayama-Kayano, E, Takiguchi T, Takasuga A, Niki T, Ishimaru K, Ikeda H, Yamamoto Y, Mukai Y, Ohta I, Miyadera N, Havukkala I and Minobe Y (1994) Toward cataloguing all rice genes: Large scale sequencing of randomly chosen rice cDNAs from a callus cDNA library. Plant Journal 6:615-624.

⁶ See e.g. Saghai-Marooof, M.A., Biyashev, R.M., Yang, G.P., Zhang, Q, & Allard, R.W. (1993) Extraordinarily polymorphic microsatellite DNA in barley: Species, diversity, chromosomal locations and population dynamics. Proc. Natl. Acad. Sci. (USA) 91:5466-5490; Zhang, Q, Gao, Y.J., Saghai-Marooof, M.A, Yang, S.H. & Li, X.J. (1995) Molecular divergence and hybrid performance in rice. Molecular Breeding 1: 133-142.

⁷ Keygene NY (1991) Selective restriction fragment amplification: a general method for DNA fingerprinting. European Patent # EP534858 (24/9/91).

While most of these methods measure genetic diversity, they are not usually applied to measuring genetic utility to food and agriculture. To measure the utility of particular plant accessions to agriculture they have to be screened (evaluated) for desirable agronomic characteristics. Some diversity which is useful to food and agriculture can also be identified through the use of surveys of indigenous and traditional knowledge.

Effective technology transfer of many of the more sophisticated techniques may be more difficult to those countries which at present lack the necessary infrastructure, trained personnel and resources to maintain the techniques or apply them.¹⁵⁴ Such transfers may be more suitable to regional centres of excellence which are funded sufficiently to support the techniques and apply them to problems of regional significance.¹⁵⁵



Methods for *ex situ* conservation

Methodologies and guidelines for collecting representative samples of genetic diversity have been established for many crops and are increasingly applied in collecting missions.¹⁵⁶ New methods for the *in vitro* collecting of vegetatively propagated species or recalcitrant species are also being established.¹⁵⁷ A comprehensive technical manual on collecting plant genetic diversity has recently been published which details the many technical and practical considerations that should be taken into account by plant collectors.¹⁵⁸

Table A1.2 Technologies for *ex situ* conservation of different types of PGRFA.

Storage technology	Tissue type	Appropriate Function
Low temperature (-18°C) and 3-7 percent moisture content*	Orthodox seeds	long-term conservation (base collection) provision of accessions for use (active collections)
Desiccated seeds at cool temperature	Orthodox seeds	provision of accessions for use (active & working collections); medium term conservation
Ultra-dry seeds at room temperature Storage of dried seeds at room temperature.	Orthodox seeds Some long lived orthodox seeded species	medium to long-term conservation provision of accessions for use (active & working collections)
Cultivation of entire plants in field genebank	Vegetatively propagated species, recalcitrant seeded species, long life-cycle species and species with limited seed production	short or medium term conservation; provision of accessions for use (active collections)
Slow growth in <i>in vitro</i> culture	Vegetatively propagated species and some recalcitrant seeded species	medium term conservation; provision of accessions for use (active collections)
Cryopreservation at -196°C in liquid nitrogen	Seeds, pollen, tissue, cells, embryos of species capable of <i>in vitro</i> regeneration after drying and freezing.	long-term conservation
* The precise storage regime can vary depending on the species, environment and cost considerations but should ensure the maintenance of seed viability above 65 percent for 10-20 years.		

There are a number of methods for germplasm storage which differ according to the purpose of storage, the storage behaviour of the species and the available resources (Table A1.2). Seeds of many species can be dried¹⁵⁹ and maintained in a viable condition at sub-zero temperatures and low humidity for many years.¹⁶⁰ This is the most convenient form for long-term storage of many plant species with so called orthodox seeds. Crops with orthodox seeds include all the major cereals (such as maize, wheat and rice), the onion family, carrots, beets, papaya, pepper, chickpea, cucumber, the squashes, soybean, cotton, sunflower, lentil, tomato, various beans, eggplant, spinach and all the brassicas. In 1994, FAO and the International Plant Genetic Resources Institute (IPGRI) published genebank standards for the storage of orthodox species which provide useful guidelines for seed condition, seed health, accession size, temperature, humidity, viability monitoring, regeneration and other factors associated with active and base collection storage of orthodox seeds.¹⁶¹

The seeds of some species cannot be dried and stored for long periods at low temperature and humidity. Such species are called recalcitrant species. Table A1.3 provides a listing of some of these species. Some success has been



Table A1.3 Some species with recalcitrant seeds.

Species	Crop name	Species	Crop name
<i>Araucaria</i> spp.	Araucaria	<i>Mangifera</i> spp.	Mango
<i>Castanea</i> spp.	Chestnut	<i>Manilkara achras</i>	Zapote
<i>Chrysophyllum cainito</i>	Caimito	<i>Myristica fragrans</i>	Nutmeg
<i>Cinnamomum ceylanicum</i>	Cinnamon	<i>Nephelium lappaceum</i>	Rambutan
<i>Cocos nucifera</i>	Coconut	<i>Persea</i> spp.	Avocado
<i>Diospyros</i> spp.	Ebony	<i>Quercus</i> spp.	Oak
<i>Durio</i> spp.	Durian	<i>Spondias</i> spp.	Jacote
<i>Erythroxylum coca</i>	Coca	<i>Swietenia mahagoni</i>	Mahogany
<i>Garcinia</i> spp.	Mangosteen	<i>Syzygium aromaticum</i>	Cloves
<i>Hevea brasiliensis</i>	Rubber tree	<i>Theobroma cacao</i>	Cocoa
		<i>Thea sinensis</i>	Tea

Source: Cromarty AS, Ellis RH and Roberts EH (1985) *The design of seed storage facilities for genetic conservation*, IBPGR Handbooks for Genebanks No 1, Roma, 96 pp.

achieved in extending the storage periods for some of these species,¹⁶² but further work in this area is still needed. IPGRI has recently produced an extensive review of the storage behaviour of 7 000 plant species.¹⁶³ While species producing non-orthodox seeds can be conserved *in situ*, it may not be possible to maintain the genetic diversity of the species through *in situ* conservation alone. Many large tree species produce non-orthodox seeds and their size precludes the preservation of more than just a few specimens.

The approach to storage may also depend on the biology of the species and the choice of plant organs to be conserved and regenerated. Many crop species which are important in tropical countries are vegetatively propagated (sweet potato, cassava, yam) and are normally conserved in field genebanks. Living collections of selected populations remain the most relevant and utilized conservation method for most forestry and agroforestry species. *In vitro* methodologies are now being developed for the conservation of some crop species as a complement to risky field genebank storage.¹⁶⁴ During the last 15 years, *in vitro* culture techniques have been developed for more than 1 000 plant species. There are many stages in the *in vitro* conservation of any species: discrete procedures are required for tissue culture, storage and successful regeneration, prior to transfer to soils. All of these procedures will require significant research before they can be routinely applied in genebanks. Successful *in vitro* conservation of plantain, banana, cassava,¹⁶⁵ yam,¹⁶⁶ potato,¹⁶⁷ strawberry,¹⁶⁸ sweet potato,¹⁶⁹ and *Allium* spp.¹⁷⁰ have been reported. However, it is notable that as of 1994, fewer than 40 000 accessions had been conserved by *in vitro* techniques worldwide.¹⁷¹ This may reflect the fact that the routine use of *in vitro* techniques requires specialized equipment, trained staff, and secure electricity supplies, and these requirements limit the extent to which many genebanks apply tissue culture techniques. FAO and IPGRI are currently developing standards for *in vitro*, and field genebank, conservation.

There is a need for further research to extend the range of species that can practically be stored in this way and to effectively transfer such technology to the countries where it is required. *In vitro* technologies are one of the more “transferable” biotechnologies, requiring, at the basic level, relatively little sophisticated equipment. They can serve a number of purposes including mass propagation of clonal planting material (micropropagation) and virus elimination as well as germplasm storage. Newer conservation technologies are being developed such as cryopreservation,¹⁷² pollen storage, synthetic



seeds¹⁷³ and ultra-dry seed storage,¹⁷⁴ but are still mainly in the research rather than application phase.

It has been proposed that DNA “libraries” could be used to conserve total genomic information of a species.¹⁷⁵ However total genomic information is not the same as total genetic diversity and the agricultural utility of this approach is limited because: (i) the genotype is separated from the phenotype, (ii) only single genes identified as useful can be used via genetic engineering, and (iii) each library is expensive to construct and can represent only one sample. The principal utility of DNA libraries is for the isolation of useful genes and not as an alternative conservation strategy.

Regeneration is an area of genebank management which tends to be neglected, particularly in budgeting priorities.¹⁷⁶ Accessions should be regenerated in order to replenish stocks which have been depleted due to high demand for samples or through loss in viability. It should be carried out only when necessary to limit genetic changes (genetic drift or shift) in the accessions due to environmental selection during the process; genetic drift can also occur if sufficiently large populations are not grown out.¹⁷⁷ The complexity and cost of maintaining the genetic integrity of accessions of a crop during regeneration depends on the reproductive biology of the species.¹⁷⁸ For instance, it is more difficult and costly to maintain the genetic integrity of cross pollinated crops than self-pollinated crops during regeneration.¹⁷⁹ The complexity and expense¹⁸⁰ are higher for species which are insect pollinated.¹⁸¹ The reproductive biology of a large number of crops (including the wild relatives of major crops and many under-utilized or minor crops is not yet sufficiently understood, making the development of regeneration procedures for these crops quite difficult. This is a matter requiring further research.¹⁸² FAO and IPGRI are currently developing guidelines for regeneration.

Genetic resources are of little use to plant breeders or genebank managers unless the material is accompanied by adequate information. At a minimum, passport data should be gathered on each accession at the time of collection. Passport data includes such information as country of origin, location of collection site, species name, local names, etc. This information is recorded by the collector of the accession at the collection site. Extensive guidelines for gathering and recording passport data in the field have recently been published by IPGRI.¹⁸³

Characterization data are descriptors for characters that are highly heritable, that can be seen easily by the eye, and are expressed in all environments. Such data describe the attributes of the species sampled, including plant height, leaf morphology, flower colour, number of seeds per pod, etc. It is essential information for the genebank curator to distinguish between samples in the collection. To facilitate and standardize the characterization of variants of different crop species, IPGRI has published extensive Descriptor Lists for many crop species. Other descriptor lists have been published by COMECON and UPOV. Such descriptors generally constitute the characterization data that is important for PGRFA management and use. Individual genebanks will use such lists, as appropriate, often adding to or deleting particular descriptors that are not deemed to be relevant to their situation.



Many agronomic traits that are required by breeders are too complex genetically to be screened for in the preliminary characterization of germplasm accessions. This data is usually revealed at the stage of evaluation of germplasm for useful agronomic traits, many of which may be subject to strong genotype by environment (G X E) interactions and hence be site specific. However, the evaluation of germplasm for useful characteristics is generally a stage where the most value is added to plant genetic resources collections because information only then becomes available as to whether the ecotype contains genes of utility to breeders and agriculture in general and whether such utility is site specific or not.

Unfortunately, most genebanks have incomplete passport and characterization data for their accessions. Only rarely is evaluation information available in a user friendly form. This situation is caused in part by genebanks not requiring users to return evaluation data for subsequent use by others.

***In situ* conservation**

There are a number of established techniques and strategies for the *in situ* conservation of plant genetic resources, particularly in relation to wild species such as forest tree species. The development of *in situ* conservation strategies requires eco-geographic or agro-ecological surveys, as a means to identify and target specific PGRFA or ecosystems for conservation.¹⁸⁴ Categories for the assessment of the threat to particular wild plant species have been established by IUCN.¹⁸⁵ In many countries such criteria have been used in developing legislation for the protection of threatened wild species. However such criteria are not intended, nor currently suitable, for maintaining the levels of intra-specific diversity generally required for PGRFA conservation.

At the ecosystem level, *in situ* conservation is generally associated with the establishment of protected areas. IUCN classifies protected areas into six categories according to broad management objectives and has recently prepared a set of Guidelines for Protected Areas Management Categories.¹⁸⁶ Many existing protected areas contain PGRFA, but conservation of these resources is often inadvertent. Indeed, the effectiveness of protected areas for conserving genetic diversity has been questioned due to minimal inventories and the lack of consideration of inter- or intra-species diversity.¹⁸⁷ To address these shortcomings, the concept of genetic reserves has been proposed, but it has never been widely implemented.¹⁸⁸

More recent strategies for protected area management take account of the need to link environmental protection with human development.¹⁸⁹ Many protected areas support large populations of residents who are currently excluded from effective participation in the decision making processes regarding the management of the protected areas.¹⁹⁰ The United Nations Educational, Scientific and Cultural Organization (UNESCO) Biosphere Reserves explicitly include consideration of the socio-economic development needs of inhabitants in designated reserves, and some such reserves have also included PGRFA within their management objectives.¹⁹¹ However the level of effective participation open to communities in designated areas, in decision making and other planning functions has been widely questioned.¹⁹²



There are few coordinated programmes of on-farm conservation, and therefore as of yet no clear typology of methods.¹⁹³ The methods required are often site-specific and multidisciplinary in approach. Innovative extension methods¹⁹⁴ (e.g. Participatory Rural Appraisal) supported by technical expertise in seed selection, improvement and production may be required, in concert with appropriate incentive structures.

Methods for utilization of PGRFA through plant breeding

Plant breeding involves the four fundamental steps of goal setting, generating new genetic combinations, selection, and cultivar release.¹⁹⁵ The ultimate goal of plant breeding is to develop genotypes with superior performance under cultivation by farmers.¹⁹⁶ Conventional plant breeding, testing involves a series of trials on different sites over several seasons in which the new varieties are compared with existing varieties. The breeding methods which are chosen are usually dependent on the goals of the improvement programme, which are normally demand-driven in relation to the needs of farmers and consumers.

There are two main approaches to crop improvement using exotic genetic material: introgression and incorporation (base-broadening).¹⁹⁷ A variety of plant breeding and biotechnological techniques, which often differ in technical complexity and cost, may be used in crop improvement (Figure A1.1).



Figure A1.1

Introgression is the introduction of specific traits from exotic germplasm into breeders' adapted material through repeated backcrossing over a number of generations. This can be extremely difficult when undesirable genes are linked to the agronomic gene of interest. Recently the advent of molecular genetic maps for many crop species (Table A1.4) has allowed the development of introgression methods based on molecular marker assisted selection.¹⁹⁸ These techniques can reduce the number of generations and hence the time necessary to introduce specific traits. Unfortunately, the current cost of such technologies is prohibitive for many breeding programmes in developed countries and most breeding programmes in developing countries.¹⁹⁹

Sometimes the desired exotic genes are available in a different species (e.g. a wild relative) which, due to incompatibility between the species, cannot be used in a conventional breeding programme.²⁰⁰ Biotechnological methods are now increasingly available to facilitate such wide crosses thus allowing the introduction of the desired genes. These techniques have been widely used for crossing related wild species with wheat and other crops.²⁰¹ Wide crossing is time consuming and expensive and warrants further research and international cooperation between researchers.²⁰²

The potential of genetic engineering lies in its ability to increase the gene pool available for use in agricultural crops.²⁰³ Not only can single plant genes for agronomic traits be transferred, but also previously inaccessible genes



Table A1.4 List of some plant species for which genome mapping projects are underway internationally²²⁰

Alfalfa	Celery	Lentil	Pepper	Spruce
Almond	Cereal	Lettuce	Pine	Squash
Apple	Chrysanthemum	Lilium	Plum	Sugarcane
Arabidopsis	Citrus	Melon	Poplar	Sunflower
Asparagus	Clover	Oat	Potato	Tobacco
Barley	Cocoa	Onion	Rice	Tomato
Bean	Corn	Papaya	Rose	Turf Grass
Berry	Cotton	Pea	Rye	Wheat
Brassicas	Cucumber	Peach	Snapdragon	
Cabbage	Cuphea	Peanut	Sorghum	
Carrot	Grasses	Pear	Soybean	

Source: USDA

from virtually any species, whether plant, animal or bacteria. Plant genetic transformation describes the transfer of specific genetic material from any species into a plant genome.²⁰⁴ Since the first transgenic plants of tobacco²⁰⁵ were produced in 1984 it has now become

possible genetically to transform an ever-expanding range of plant species.²⁰⁶ Other recent developments in transgenic plant technology include the genetic transformation of the chloroplast genome²⁰⁷ allowing higher levels of gene products to be obtained, and the development of antisense²⁰⁸ and gene silencing²⁰⁹ techniques to “turn off” undesirable genes whose DNA (deoxyribonucleic acid) sequences are known.

Many useful transgenic phenotypes have been developed using genes from other plant species.²¹⁰ Techniques for identifying and isolating desirable genes from plants are currently more labour-intensive than gene transfer techniques, but are under constant improvement.²¹¹ Non-plant sources of genes can also be used through genetic engineering.²¹² However, one disadvantage is that current genetic engineering techniques are limited to the transfer of individual genes or small regions of genomes (mainly qualitative traits). Thus, for the foreseeable future, conventional breeding techniques will be necessary for the transfer of the majority of agronomic traits which are controlled by many genes (quantitative or polygenic traits).²¹³

While introgression is a useful method for introducing specific traits into a breeding population, sometimes a comprehensive broadening of the genetic base is warranted when new genetic variability for polygenic traits is needed. This involves crossing diverse genotypes and then repeatedly selecting from the resulting populations over a large number of generations in the target environment(s). This is known as *recurrent selection*.²¹⁴ The final population might be used directly in the breeding programme, or first crossed with other locally adapted material. In forest tree breeding, methods such as the multiple population breeding system, which couple conservation and breeding, have been developed to combine genetic production gains with the maintenance of the adaptive potential of the tree species.

The observation that breeders and farmers sometimes differ in their evaluation of crop varieties has recently led to the development of more participatory approaches to plant breeding, which are expected to develop varieties more suited to resource-poor farmers' needs.²¹⁵ Most of such farmers are women.²¹⁶ Participatory plant breeding can involve a broad range of options, ranging from plant breeder-controlled decentralized breeding to various degrees of farmer involvement in the breeding or improvement process. Participatory approaches draw upon the comparative advantages of both crop improvement by farmers and plant breeding by professionals.²¹⁷ Considerable experience in participatory development processes has been gained in many fields including rural development, community health systems and even in industrial product development involving consumers.²¹⁸ Less work has been done in the field of participatory breeding.²¹⁹



Methods for valuing PGRFA

A number of methods have been developed by economists for assessing the value of public goods. This work has in turn been applied to the valuation of biological diversity.²²¹ Many attempts have been made to estimate the value of various ecosystem functions²²² (or “services”), rather than the value of genetic resources for food and agriculture *per se* and, consequently, they have little application to the complete valuation of such genetic resources.²²³ Most methods value biodiversity as non-marketed goods and services, by estimating people’s “willingness to pay”, as if they were for sale. There are several approaches of this type, which include:

- *Direct methods* using simulated markets to get users to state their “willingness to pay”. Such methods, have not yet been applied to PGRFA.
- *Indirect methods* which use surrogate markets.
- *Production functions* (a type of indirect method) use information about the costs of making a marketed good, and its price, in order to infer the value of non-marketed inputs. Yield gains in agriculture result from genetic and other inputs (including agrochemicals and capital machinery) for which costs are often known.²²⁴ The contribution of genetic resources (in the form of improved varieties) to productivity gains can be estimated, using production-functions.

The range of non-financial ways that plant genetic resources matter to local people should be recognized in valuation studies or assessments. Economic valuations based only on direct-use values can often be misleading. Unless a differentiated analysis is carried out, it is difficult to identify the value of plant genetic resources, the perception of which may vary according to season, or other factors. Formal economic methods of valuation often do not take into account “local people’s” perspectives, priorities, value concepts, etc., in relation to plant genetic resources. Social and economic valuation methodologies based on local knowledge, uses, and values of wild resources, and involving local men and women in the valuation process, are being developed.²²⁵

A range of legal instruments and other mechanisms are relevant as possible mechanisms which have been dealt with in more detail in previous FAO Commission on Plant Genetic Resources’ documents for the sharing of benefits derived from the use of plant genetic resources.²²⁶ In summary, these fall into four categories:

- Intellectual Property Rights (IPR), such as patents²²⁷ and plant breeders rights;²²⁸
- non-IPR rights over intangible property, such as trade secrets, cultural property rights,²²⁹ remuneration rights, appellations of origin and protection of expression of folklore;²³⁰
- contractual agreements²³¹ (including material transfer agreements);²³²
- international agreements²³³ on access to, use of and remuneration for PGRFA such as the FAO International Undertaking on Plant Genetic Resources.²³⁴

Each of these, alone or in concert, might contribute to bilateral and/or multilateral approaches to the fair and equitable sharing of benefits with countries, communities and farmers. The potential of each option needs to be further explored.





Annex 2: Status of Major Staple Crops

Rice is the single most important crop globally, while wheat is the world's most widely cultivated crop. Together with maize, these crops alone provide more than half the global plant-derived energy intake (Figure 1.2). All three have been widely collected with wheat being the world's most collected crop. Gaps in collections remain, however. For example, landraces of rice from Madagascar, Mozambique, and Southern Asia are still under-represented in collections as are wild rice species from Eastern, Central and Southern Africa, and from Latin America.

Large collections of wheat are housed at the International Centre for Maize and Wheat Improvement (CIMMYT) and at the International Centre for Agricultural Research in the Dry Areas (ICARDA) in the CGIAR system, and in the national programmes of Russia, India, Germany and the USA. Table 1.1 provides information on major crop collections. Some 43 percent of rice accessions are stored in the six largest institutional collections (IRRI, China, India, USA, Japan, and WARDA), all of which observe international storage standards. The largest collection of rice germplasm is held at IRRI. Maize is stored in major collections in Mexico, India, USA, Russia, and at CIMMYT.

Extensive characterization and evaluation of accessions of these crops have been carried out, particularly in the international centres. For rice, the International Rice Research Institute (IRRI) has conducted a preliminary evaluation of much of its material for agronomic characteristics. For maize, an active conservation network is in place in Latin America, supplemented with a major initiative for evaluation, the Latin America Maize Project (LAMP). Core subsets have also been developed. While much evaluation data exists for wheat, rice, and maize, it is not all easily accessible. Global databases have not yet been developed and existing information is generally scattered throughout the scientific literature. IRRI has, however, developed an International Rice Genebank Collection Information System which accommodates passport, characterization and evaluation information.

Plant breeders have been successful in developing improved varieties of these three major crops, especially for favourable environments, and such varieties have had a major impact on food production increases world-wide.

However, the impact in marginal areas has not been as great. While rice breeding has been successful in irrigated rice cultivation, breeding success has been more limited for non-irrigated rice cultivation. In wheat, while dramatic yield increases have occurred in Western Europe since 1960, much smaller yield increases have occurred in drier areas such as the South/East Mediterranean ecosystems. And in maize, many of the currently available



improved varieties and hybrids are not suitable for non-intensive farming systems, as demonstrated by the continued cultivation of landraces by subsistence farmers.

Sorghum and millets are major staple food crops throughout much of Africa and Asia. Collections of these crops are held in a number of CGIAR institutes and national programmes. The largest collections of both crops are housed at the International Crops Research Institute for the Semi-Arid Tropics (ICRISAT), which holds 22 percent of the global total of sorghum and 58 percent of the total accessions of pearl millet.²³⁵ Regeneration methodologies are in need of further development. There are no global databases for either crop. Sorghum is extensively cultivated in America and China, where production is mainly for animal feed, though in Africa cultivation is mainly for human consumption. More than one third of the millets cultivated in India are improved varieties originating from ICRISAT.

The major starchy staple crops have historically received less attention than the major cereal crops. These include potato, sweet potato, cassava, and plantains. The largest collections of these crops are held by the CGIAR centres, but some countries also have large collections (Table 1.1). Gaps in collections are known to exist, particularly in the coverage of the wild relatives of these crops. Cultivated varieties are generally well represented in collections, although some specific gaps remain. Conservation of these crops is generally in field genebanks, although *in vitro* conservation methods are becoming more common. The extent of safety duplication of collections is variable and the extent of characterization, evaluation and utilization of some collections has been limited by import restrictions and the need for virus indexing.

Several legume crops also play an important role in global food supplies. These include *Phaseolus* beans and soybeans. Major collections of soybean are found in China, at the Asian Vegetable Research and Development Centre (AVRDC), and in the USA, Brazil, and Ukraine, while the largest collection of *Phaseolus* is held at the International Centre for Tropical Agriculture (CIAT), with important national collections in Mexico and Brazil. Gaps in collections are particularly evident for *Phaseolus*, where many wild relatives are under-represented. Characterization and evaluation of collections is generally incomplete. Core collections of *Phaseolus* have been defined by CIAT and the USA.





Endnotes

- 1 A more complete description of the Global System is found in Article 7 of the FAO International Undertaking, and in Document CPGR-6/95/4 of the Commission on Plant Genetic Resources, “Progress Report on the Global System for the Conservation and Utilization of Plant Genetic Resources for Food and Agriculture”.
- 2 Agenda 21, paragraph 14.60 (c)
- 3 Decision 11/15 of the Second Session of the Conference of the Parties to the Convention on Biological Diversity, Jakarta, Indonesia, 6-17 November 1995.
- 4 As endorsed by the FAO Conference at its 27th Session in 1993.
- 5 A total of 157 countries participated in the preparatory process by submitting a Country Report, attending a sub-regional meeting, nominating a focal point, or some combination of these.
- 6 For example, of the 151 Country Reports submitted, more than 70 countries provided information on the extent to which their *ex situ* collections were duplicated. In this case and most others, care must be exercised in making assumptions regarding the extent of duplication of collections in countries that did not offer information on this subject in their Reports. In other words, the fact that a certain number or percentage of countries mention that they have a particular problem in their genebank (e.g. equipment failures), cannot be interpreted as meaning that the others do not have such problems. The other countries may simply have not noted the existence of the problem in their Country Report.
- 7 A more formal definition is found in Article 2 of the International undertaking: “‘plant genetic resources’ means the reproductive or vegetative propagating material of the following categories of plants: (i) cultivated varieties (cultivars) in current use and newly developed varieties; (ii) obsolete cultivars; (iii) primitive cultivars (land races); (iv) wild and weed species, near relatives of cultivated varieties; (v) special genetic stocks (including elite and current breeders’ line and mutants)”.
- 8 Its contribution to sustainable agriculture and national development has been recognized as the ultimate objective of PGRFA conservation and use. Sub-regional meetings for East Africa and the Indian Ocean Islands, and for Southern Africa.
- 9 McCalla AF (1994) Agriculture and Food Need to 2025: Why We Should Be Concerned. Sir John Crawford Memorial Lecture, CGIAR International Centres Week, October 27, 1994, Washington DC.
- 10 Harlan JR (1975) Crops and Man. Madison: American Society of Agronomy, Crop Science Society of America.
- 11 Sub-regional meetings for East Asia, for Central and West Asia, for the Mediterranean, and for South America.
- 12 Sub-regional meeting for the Mediterranean; Regional meeting for Europe.
- 13 Sub-regional meeting for East Africa and Indian Ocean Islands.
- 14 Sub-regional meeting for Southern Africa; Regional Meeting for Europe.
- 15 Harlan JR (1976) The plants and animals that nourish man. Scientific American 235 (3) 89-97.
- 16 Plucknett DL, Smith NJH, Williams JT and Anishetty NM (1987) Gene Banks and the World’s Food. University Press: Princetown, New Jersey.
- 17 Wood D (1988a) Crop germplasm: common heritage or farmers heritage? In: Kloppenburg JR (ed.) Seeds and Sovereignty, Duke University Press.;



- Wood D (1988b) Introduced crops in developing countries – a sustainable agriculture? Food Policy , May 1988, p167-177
- 18 Kloppenburg JR & Kleinman DL (1987) Plant germplasm controversy – analyzing empirically the distribution of the world's plant genetic resources. Bioscience 37:190-198.
 - 19 Various indicators can be used to gauge roughly the spread of modern agriculture and modern cultivars, including increase in fertilizers, machinery, and irrigation. In addition, as traditional varieties have shared a history with particular peoples and cultures, the rapid decline in this century in numbers of human languages spoken also provides another indicator of the pressure on plant genetic diversity.
 - 20 Quantification of losses is difficult, because we have no way of really knowing what genetic diversity – as opposed to varietal diversity – they contained or how much of it still exists today. Furthermore, studies of cultivar replacement of potatoes in Peru, maize in Mexico and wheat in Turkey, indicate that some farmers may continue to use traditional varieties even after adopting modern varieties. They may do so to provide “insurance,” or to use in fashioning new “varieties.” (Brush, S. (1994) Providing Farmers Rights through the *in situ* conservation of crop genetic resources. Background study paper No. 2, Commission on Plant Genetic Resources.) FAO: Rome.
 - 21 Fowler C (1994) Unnatural Selection: Technology, Politics and Plant Evolution, Yverdon: Gordon and Breach Science Publishers.
 - 22 CIAT (1994) Press Release, “Seeds of Hope” Program Takes Root in Rwanda, November 1994. Seeds of Hope: Report of the Inaugural Meeting at ILRAD, Nairobi, 21-2 September 1994.
 - 23 Guarino L (1995) Secondary sources on cultures and indigenous knowledge. In: Guarino L, Rao RV, and Reid R (eds.) Collecting Plant Genetic Diversity: Technical Guidelines, CAB International: UK.
 - 24 National Academy of Sciences (1972) Genetic Vulnerability of Major Crops, Washington: NAS.
 - 25 INIBAP (1994) Annual Report.
 - 26 National Academy of Sciences (1972) Genetic Vulnerability of Major Crops, Washington: NAS.
 - 27 National Research Council (1993) Managing Global Genetic Resources. Washington: National Academy Press.
 - 28 Wolfe M Barley diseases: maintaining the value of our varieties. Barley Genetics VI, Vol. II.
 - 29 Synthesis Reports for East Africa, for Europe, and for West Africa.
 - 30 Synthesis Report for Europe.
 - 31 As defined in the Convention on Biological Diversity, “*in situ* conservation means the conservation of ecosystems and natural habitats and the maintenance and recovery of viable populations of species in their natural surroundings and, in the case of domesticated or cultivated species, in the surroundings where they have developed their distinctive properties”.
 - 32 Regional meeting for Europe, and sub-regional meeting for East Africa and the Indian Ocean Islands.
 - 33 Sub-regional meetings for South America, and for West and Central Africa.
 - 34 Sub-regional meetings for Southern Africa, and for West and Central Africa.
 - 35 Sub-regional meetings for Eastern Africa and the Indian Ocean Islands, for Southern Africa, and for West and Central Africa.
 - 36 IUCN (1993) United Nations List of National Parks and Protected Areas. Prepared (1994) by WCMC and CNPPA. IUCN, Gland, Switzerland and Cambridge, UK.



- 37 Synthesis Report for Europe.
- 38 Regional meeting for Europe; sub-regional meeting for South America. The sub-regional meeting for South, South East Asia and the Pacific also stressed the importance of ensuring the active participation of local communities in the management of protected areas, in order to help reconcile the sometimes conflicting goals of conservation and local livelihood security.
- 39 Scoones I, Melynk M and Pretty JN (1992) *The Hidden Harvest: Wild Foods and Agricultural Systems*, an annotated bibliography, IIED, London with WWF, Gland and SIDA, Stockholm.
- 40 Sub-regional meeting for the Mediterranean.
- 41 Synthesis Report for West Africa.
- 42 EEC Council Regulation No 2078/92
- 43 Sub-regional meeting for the Mediterranean.
- 44 Sub-regional meetings for Central and West Asia, for the Mediterranean, and for Southern Africa; regional meeting for Europe, Synthesis Report for Southern Africa.
- 45 Berg T, Bjornstad A, Fowler C and Skroppa T (1991) *Technology Options and the Gene Struggle*. Aas: NORAGRIC/Agricultural University of Norway.
- 46 Sub-regional meetings for the Mediterranean; for South America; for Central and West Asia; for West and Central Africa; for South and South East Asia and the Pacific; and for Central America, Mexico and the Caribbean.
- 47 Guarino, L and Friis-Hansen, E (1995) collecting plant genetic resources and documenting associated indigenous knowledge in the field: a participatory approach. In: Guarino, L; Ramanatha Rao, V and Reid, R (eds) *Collecting Plant Genetic Diversity: Technical Guidelines*. CAB International: Oxon, UK
- 48 Sub-regional meetings for East Africa and the Indian Ocean Islands; for Southern Africa, and for West and Central Africa.
- 49 Cromwell E and Wiggins S (1993) *Sowing Beyond the State: NGOs and Seed Supply in Developing Countries*. Overseas Development Institute: London.
- 50 According to FAO WIEWS database.
- 51 This number is obtained by using the larger of the numbers of accessions per country as reported in the Country Reports, and as recorded in the WIEWS database. Discrepancies in the number between the two sources is frequently caused by the inclusion or exclusion of working collections.
- 52 Percentages are based on WIEWS data - not updated by information from Country Reports. Information from Country Reports documents a larger number of accessions in genebanks than recorded in WIEWS. However, the Country Reports do not provide a breakdown of accessions by category, therefore, these percentages are based on the smaller number of accessions documented in WIEWS.
- 53 ICLARM stated that certain algae should be collected.
- 54 Countries volunteering information on this subject in their Country Reports may have different ways of defining "indigenous." The purpose for which the genebank was developed also influences the types of materials conserved. Some programmes have perceived their mission as conserving materials of national origin, while others have assembled collections according to the needs of breeding programmes. In the latter case, a smaller percentage of "indigenous" materials would be expected to be conserved in the genebank. Finally, access to exotic materials and the capacity to conserve additional accessions have limited the composition of collections of a number of countries.
- 55 SGRP, 1996. Report of the internally commissioned external review of the



- CGIAR genebank operations. International Plant Genetic Resources Institute, Rome, Italy.
- 56 Plucknett DL, Smith NJH, Williams JT and Anishetty NM (1987) *Genebanks and the World's Food*. Princeton: Princeton University Press.
 - 57 Among those countries were: Cameroon, Central African Republic, Congo, Gabon, Eritrea, Ethiopia, Kenya, Rwanda, Sudan, Mauritius, Lesotho, Malawi, Mozambique, Namibia, South Africa, Tanzania, Togo, Zimbabwe, Benin, Niger, Nigeria, Costa Rica, Ecuador, El Salvador, Guatemala, Honduras, Mexico, Panama, Cuba, Dominica, Dominican Republic, Grenada, Guyana, Haiti, Jamaica, St. Kitts and Nevis, St. Lucia, St. Vincent, Trinidad and Tobago, Canada, United States, Argentina, Bolivia, Brazil, Colombia, Venezuela, Cambodia, China, Japan, Cook Islands, Papua New Guinea, Samoa, Bangladesh, India, Maldives, Malaysia, Myanmar, Philippines, Thailand, Austria, Estonia, Lithuania, Poland, Ukraine, Germany, Ireland, Italy, Netherlands, Norway, Spain, Sweden, Iran, Iraq, Uzbekistan, Egypt, Cyprus, Jordan, and Turkey.
 - 58 Almost 400 genebanks are listed in the WIEWS database as offering long or medium term facilities. The security offered depends on the standards of the facility and its equipment, the reliability of power supplies, the provision of reasonable safety duplication and regeneration procedures, and the quality and effectiveness of management.
 - 59 Including: Cameroon, Congo, Guinea, Madagascar, Senegal, Togo, Uganda, Egypt, Iraq, Vietnam, and Romania. Guinea, for example, reported that its cold chambers are not working and Romania reported that its long-term storage unit is not operational.
 - 60 This has been reported by, amongst others, Cameroon, Angola, Malawi, Cuba, Bangladesh, Egypt, Iraq, and Turkey.
 - 61 Virtually no working seed dryers were encountered during visits by FAO to genebanks in a number of Eastern and Southern African countries. Cyprus, Moldova, Nepal, and Vietnam also note lack of seed drying capacity.
 - 62 See, for instance, the Tunisia Country Report.
 - 63 A recent external review of CGIAR genebank operations cited several examples. It found that 80 percent of over 100,000 accessions at the International Crops Research Institute for the Semi-Arid Tropics was not in long-term storage and that ICRISAT should "urgently review its arrangements for safety duplication ..." Report of the External Review Panel of the CGIAR Genebank Operations, International Crops Research Institute for the Semi-Arid Tropics (ICRISAT).
 - 64 Plucknett DL, Smith NJH, Williams JT and Anishetty NM (1987) *Genebanks and the World's Food*. Princeton: Princeton University Press.
 - 65 National Research Council (1993), *Managing Global Genetic Resources: Agricultural Crop Issues and Policies*. Washington: National Academy Press.
 - 66 In contrast to regeneration, "multiplication" should take place when stocks are reduced due to distribution and use. In practice, materials under long-term storage should rarely need to be multiplied. Users such as breeders, should be supplied from short-term or working collections. Conversely, regeneration of working collections indicates that they are not being used and should probably be moved to long-term storage.
 - 67 The total number of accessions being stored in ex situ genebanks is approximately 6 million. Some of these are active or working collections; base collections may contain perhaps 3 million accessions. There is some duplication amongst accessions in base collections. As indicated above, the percentage of unique accessions might be estimated at about 35 percent. Assuming this applies to base collections, the number of unique



accessions might therefore be of the order of one million. If, on the other hand it is assumed that the 35 percent of all 6 million accessions are unique, the number of unique accessions might be estimated to be of about 2 million. This might be considered to be an upper limit. Taking the estimate of the proportion of accessions that need regeneration as 48 percent, it can be estimated that the backlog requiring regeneration amounts to between 0.5 and 1 million accessions. Some of these accessions however, may already have lost their viability or genetic integrity, or be from populations where re-collecting might be more cost-effective than regeneration.

- 68 Globally, only 48 countries report that passport data is available for all the accessions (approximately 2 million) in their collections. The data, however, may be minimal.
- 69 Peeters JP and Williams JT (1984) Toward better use of genebanks with special reference to information. *Plant Genetic Resources Newsletter* 60:22-32.
- 70 Plucknett DL, Smith NJH, Williams JT and Anishetty NM (1987) *Gene Banks and the World's Food*. Princeton, New Jersey, USA: Princeton University Press.
- 71 Hodgkin T (1991) The core collection concept. In: *Crop network-new concepts for genetic resources management*. International Crop Network series 4. Rome, Italy: IBPGR.
- 72 RM East Africa and the Indian Ocean Islands Rep, recommendation (xviii).
- 73 This section is largely based on: Hernandez Bermejo (1996) Draft paper prepared for the Secretariat of the Commission on Genetic Resources for Food and Agriculture.
- 74 Sub-regional meeting for East Asia.
- 75 Sub-regional meeting for East Asia.
- 76 Sub-regional meeting for North America.
- 77 Sub-regional meetings for East Africa and the Indian Ocean Islands; for Central America, Mexico and Caribbean; and for East Asia.
- 78 Agenda 21, Para. 14.57.
- 79 Sub-regional meeting for North America; and for East Asia.
- 80 Sub-regional meeting for North America.
- 81 Sub-regional meeting for North America and regional meeting for Europe.
- 82 Sub-regional meeting for East Africa and Indian Ocean Islands; for North America; for West and Central Africa, and for Southern Africa.
- 83 Sub-regional meeting for East Asia; for West and Central Africa; for East Africa and the Indian Ocean Islands; and for Southern Africa.
- 84 Sub-regional meeting for West and Central Africa.
- 85 Sub-regional meeting for West and Central Africa; and for East Africa and the Indian Ocean Islands.
- 86 Numerous Country Reports (including those of about 40 countries that identified evaluation as a unique need).
- 87 For example: Brazil, Kenya, Guinea, Sierra Leone, Chile, Venezuela, Indonesia, Malaysia, Germany, Yemen, Ireland and Eritrea.
- 88 Sub-regional meeting for the Mediterranean.
- 89 Sub-regional meeting for the Mediterranean.
- 90 Inter alia, Tanzania, Nigeria, Germany, Portugal, Canada.
- 91 McCalla AF (1994) *Agriculture and Food Needs to 2025: Why We Should Be Concerned*. CGIAR Secretariat, World Bank, Washington. (Some limitations on production increases are becoming apparent in Asia, where the Green Revolution was most successful. There are now some troubling



- signs that the yield increases of the main crops - wheat and rice - are slowing).
- 92 Weltzien E, Whitaker ML, Anders MM. (1995) "Farmer participation in pearl millet breeding for marginal environments," in Participatory Plant Breeding. Proceedings of a workshop on participatory plant breeding, 26-29 July 1995, Wageningen, The Netherlands. Eyzaguirre P and Iwanaga M (eds.), IPGRI (1996).
 - 93 Venkatesan V (1994) Seed Systems in Sub-Saharan Africa: Issues and Options, World Bank Discussion Papers, Africa Technical Department Series No. 266.
 - 94 Clawson DL (1985) Harvest security and intraspecific diversity in traditional tropical agriculture. *Economic Botany* 39:56-67.
 - 95 Sub-regional meeting for the Mediterranean.
 - 96 Jiggins J (1990) Crop variety mixtures in marginal environments. International Institute for Environment and Development Gatekeeper Series No. SA19. London: IIED.
 - 97 In Europe, for example, Austria, France, Germany, Italy, Switzerland, and the UK have more-or-less decentralized systems, with different genebanks having responsibilities for different types of germplasm.
 - 98 Fewer than one-fifth of the countries mentioned in their Country Report that there were particular line items for PGRFA activities. Of these, a number still cited financial constraints.
 - 99 Sub-regional meeting for East Africa and the Indian Ocean Islands.
 - 100 Sub-regional meetings for West and Central Africa; and for East Africa and the Indian Ocean Islands.
 - 101 Sub-regional meeting for West and Central Africa.
 - 102 Sub-regional meeting for Central America and Caribbean; for West and Central Africa.
 - 103 Sub-regional meetings for East Asia; Central and West Asia; Country Report: Germany.
 - 104 Sub-regional meeting for West and Central Africa; Sub-Regional Synthesis Report for Southern Africa.
 - 105 The recent privatization of agricultural research institutes in some Eastern European countries has cast uncertainty over the continuing free availability of their PGRFA, however.
 - 106 Botswana, Namibia, Niger, Ecuador, Guatemala and Nicaragua noted difficulties in their Country Reports.
 - 107 Through the Sub-regional Meeting Report of West and Central Africa, Governments requested assistance in drafting suitable legislation for plant varieties in line with international agreements and national needs.
 - 108 Sub-regional meeting for North America, and for Europe. See also Chapter 1.
 - 109 Sub-regional meetings for West and Central Africa; for East Asia; for Central America, Mexico and Caribbean; and for South America.
 - 110 Sub-regional meeting for West and Central Africa.
 - 111 Sub-regional meetings for West and Central Africa; for East Africa and the Indian Ocean Islands; and for East Asia.
 - 112 Sub-regional meetings for East Africa and the Indian Ocean Islands; for West and Central Africa; and for Southern Africa.
 - 113 Sub-regional meeting for West and Central Africa.
 - 114 Sub-regional meeting for Central and West Asia; and for Central America, Mexico and Caribbean.
 - 115 Sub-regional meeting for Central and West Asia.



- 116 Sub-regional meetings for East Africa and the Indian Ocean Islands; for Central and West Asia; and for Southern Africa.
- 117 Sub-regional meetings for East Africa and the Indian Ocean Islands; for Southern Africa; and for Central America, Mexico and Caribbean.
- 118 Sub-regional meetings for East Africa and the Indian Ocean Islands; and for Central America, Mexico and Caribbean.
- 119 Sub-regional meeting for Central and West Asia.
- 120 Sub-regional meetings for the Mediterranean; and for East Africa and the Indian Ocean Islands.
- 121 Sub-regional meeting for West and Central Africa.
- 122 Sub-regional meetings for Southern Africa; and for North America.
- 123 Sub-regional meetings for the Mediterranean; for Central and West Asia; and for South Asia. One donor country provided data on the recent costs of building genebank facilities in several developing countries. In addition, estimates of costs were obtained from a private company experienced in genebank construction, and one country provided a proposal for the construction of a national genebank. Based on these figures (which differed substantially), constructing a long-term facility for every country currently lacking one, could cost from US\$ 40 million to over US\$ 1 billion (exclusive of annual operating expenses).
- 124 Sub-regional meetings for the Mediterranean; for West and Central Africa; and for East Africa and the Indian Ocean Islands.
- 125 Sub-regional meetings. for West and Central Africa and for Southern Africa
- 126 Sub-regional meeting for Southern Africa.
- 127 Article 7 of the FAO International Undertaking states that “the present international arrangements, being carried out under the auspices of FAO and other organizations in the United Nations System, by national and regional institutions, and institutions supported by the CGIAR, in particular the IBPGR, for the exploration, collection, conservation, maintenance, evaluation, documentation, exchange and use of plant genetic resources will be further developed and, where necessary, complemented, in order to develop a global system ...”
- 128 The Convention has three primary objectives: conservation, sustainable utilization, and the fair and equitable sharing of benefits. It also recognizes as intermediate objectives, the facilitation of appropriate access to genetic resources and related information and technologies, and of appropriate financing, taking into account rights over all such resources.
- 129 As stated in FAO resolution Farmers’ Rights are the “*rights arising from the past, present and future contribution of farmers in conserving, improving and making available plant genetic resources, particularly those in the centres of origin/diversity*”.
- 130 During the period 1992-1994, the United States, for example, distributed a total of 116 897 samples to 126 countries and IPK, Gatersleben and FAL, Braunschweig distributed about 12 000 and 10 000 samples per year, respectively.
- 131 For example, China indicated the need for funds for the multiplication of seeds, so as to allow exchange of genetic resources. Chinese Academy of Agricultural Sciences: “Proposals for Drafting the Global Action Plan on Plant Genetic Resources” (communication to FAO Secretariat, 10 October 1994).
- 132 Coffee and black pepper are frequently cited examples.
- 133 FAO Resolution 3/91
- 134 Except, in the case of material protected by the UPOV 1991 Convention, for “essentially derived varieties”.



- 135 Decision 11/15 of the Second Session of the Conference of the Parties to the Convention on Biological Diversity, Jakarta, Indonesia, 6-17 November 1995.
- 136 Methodological questions concerning economic valuation of PGRFA are explored in Chapter 9.
- 137 CPGR/95/8-Supp, Sixth Session of the Commission on Genetic Resources: "Revision of the International Undertaking on Plant Genetic Resources. Analysis of Some Technical, Economic and Legal Aspects for Consideration in Stage II: Access to Plant Genetic Resources and Farmers' Rights".
- 138 Art 15.7: "Each Contracting Party shall take legislative, administrative or policy measures, as appropriate, and in accordance with Articles 16 and 19 and where necessary through the financial mechanism established by Articles 20 and 21 with the aim of sharing in a fair and equitable way the results of research and development and the benefits arising from the commercial and other utilization of genetic resources with the Contracting Party providing such resources. Such sharing shall be upon mutually agreed terms."
- 139 Avise JC (1994) *Molecular Markers, Natural History and Evolution*. 1st edn. Chapman & Hall, New York, pp511.; Hillis DM and Moritz C (1990) *Molecular Systematics*, 1st edn. Sinauer Associates, Inc., Sunderland MA.
- 140 Westman AL and Kresovich S (in press) Use of molecular marker techniques for description of plant genetic variation. Commonwealth Agricultural Bureau.
- 141 Prance GT (1995) Systematics, conservation and sustainable development. *Biodiversity and Conservation* 4:490-500.
- 142 Eshbaugh WH (1995) Systematics Agenda 2000: A historical perspective. *Biodiversity and Conservation* 4:455-462; Mc Neely JA (1995) Keep all the pieces: Systematics 2000 and world conservation. *Biodiversity and Conservation* 4:510-519.
- 143 Jones T (1995) Down in the woods they have no names - BioNET - INTERNATIONAL. Strengthening systematics in developing countries. *Biodiversity and Conservation* 4:501-509.
- 144 Hamrick JL & Godt MJ (1990) Allozyme diversity in plant species; in Brown, Clegg, Kahler, Weir (Eds.) *Plant Population Genetics, Breeding and Genetic Resources*.
- 145 Schoen DJ and Brown AHD (1991) Intraspecific variation in population gene diversity and effective population size correlates with the mating system. *Proc. Natl. Acad. Sci USA* 88:4494-97.
- 146 Bonierbale M, Beebe S, Tohme J and Jones P (1995) Molecular genetic techniques in relation to sampling strategies and the development of core collections. IPGRI Workshop on Molecular genetic Techniques for Plant Genetic Resources, 9-11 October, 1995.
- 147 Robert T, Lespinasse R, Pernes J and Sarr A (1991) Gametophytic competition as influencing gene flow between wild and cultivated forms of pearl millet (*Pennisetum typhoides*). *Genome* 34:195-200.
- 148 Adams MW (1977) "An estimation of homogeneity in crop plants, with special reference to genetic vulnerability in the dry bean, *Phaseolus vulgaris* L. *Euphytica*", 26:665-679.
- 149 Kresovich S, McFerson JR and Westman AL (1995) Using molecular markers in genebanks. IPGRI Workshop on Molecular genetic Techniques for Plant Genetic Resources, 9-11 October, 1995.
- 150 Gepts P (1995) Genetic markers and core collections. In: Hodgkin T, Brown AHD, Van Hintum TJL and Morales EAV (eds.) *Core Collections of Plant Genetic Resources*, John Wiley & Sons: UK.



- 151 Paterson AH, Lin YR, Li Z, Schertz KE, Doebley JF, Pinson SRM, Liu S-C, Stansel JW and Irvine JE (1995) Convergent domestication of cereal crops by independent mutations at corresponding genetic loci. *Nature* 269:1714-1718.
- 152 Lee D, Reeves JC and Cooke RJ (1995) The use of DNA-based markers for distinctiveness, uniformity and stability testing in oilseed rape and barley. UPOV Working Group on Biochemical and Molecular Techniques and DNA Profiling in Particular, UPOV Paper BMT/3/4.
- 153 Hardon JJ, Vosman B and Van Hintum Th.JL (1994) Identifying genetic resources and their origin: The capabilities and limitations of modern biochemical and legal systems. FAO: Rome, CPGR Background Paper No. 4, November 1994.
- 154 Aman RA (1995) A comparative assessment of molecular techniques employed in genetic diversity studies and their suitability in resources limited settings. IPGRI Workshop: Molecular Genetic Techniques for Plant Genetic Resources, 9-11 October, 1995.
- 155 Komen J and Persley G (1993) Agricultural Biotechnology in Developing Countries: A Cross Country Review. Intermediary Biotechnology Service Research Report 2, The Hague: ISNAR..
- 156 Porceddu E and Damania AB (1992) Sampling variation in genetic resources of seed crops: a review. *Genetic Resources and Crop Evolution* 39: 39-49.
- 157 Sinha GC (1981) Gene pool sampling in tree crops. In: Mehra KL, Arora RK and Wadhim SR (eds.) *Plant Exploration and Collection*, NBPGR Sci Monograph No 3, New Delhi.
- 158 Guarino L, Rao VR and Reid R (1995) *Collecting Plant Genetic Diversity: Technical Guidelines*, London: CAB International.
- 159 Delouche JC (1980) *Preceptos para el almacenamiento de semillas*, Mimeographed. CIAT, Colombia.
- 160 Orthodox seeds have been defined as: "Seeds for which the viability period increases in a logarithmic manner as one reduces the storage temperature and the moisture content of the same": Roberts EH (1973) Predicting the storage life of seeds, *Seed Science and Technology*, 1: 499-514. See also, Ellis RH, Hong TD and Roberts EH (1985) *Handbook of Seed Technology for Genebanks*. Vol I. Principles and Methodology. Rome, IBPGR.
- 161 FAO/IPGRI (1994) *Genebank Standards*, FAO: Rome.
- 162 Ellis RE, Hong T and Roberts EH (1990) An intermediate category of seed storage behaviour? I. coffee. *J. Exper. Botany* 41:1167-1174.
- 163 Hong TD, Linington S and Ellis RH (1996) *Compendium of information on seed storage behaviour*. IPGRI:Rome (in press).
- 164 Villalobos VM and Engelmann F (1995) *Ex situ* conservation of plant germplasm using biotechnology. Rome: FAO, unpublished.
- 165 Chavez R, Roca WM and Williams JT (1987) IBPGR-CIAT collaborative project on a pilot *in vitro* active genebank. FAO/IBPGR PGR NL 71:11-13.
- 166 Melaurie B, Pungu O, Dumont R and Trouslot M-F (1993) The creation of an *in vitro* germplasm collection of yam (*Dioscorea* spp.) for genetic resources preservation. *Euphytica* 65:113-122.
- 167 Dodds JH, Huaman Z and Lizarraga R (1991) Potato germplasm conservation. In: *In vitro* Methods for Conservation of Plant Genetic Resources. Dodds JH (ed.) London: Chapman and Hall 93-109.
- 168 Withers LA (1991) Crop strategies for roots and tubers: Potato a model for refinement, Yam -a problem for development. in ATSAF/IBPGR Workshop on Conservation of plant Genetic Resources. becker, B (ed.) , Bonn. ATSAF/IBPGR.



- 169 Kuo CG (1991) Conservation and distribution of sweet potato germplasm. In: *In vitro* Methods for Conservation of Plant Genetic Resources. Dodds JH (ed.) London: Chapman and Hall.
- 170 Novak FJ (1990) *Allium* tissue cultures. In: Onion and Allied Crops. Rabinocitch JL and Brewster JL (eds.) Florida: CRC Press Inc.
- 171 CPGR-Ex1/94/5 Annex: Survey of existing data on *ex situ* collections of plant genetic resources for food and agriculture. CPGR document, 1994.
- 172 Withers LA (1990) Cryopreservation of plant cells. Biol. J. Linnean Society 43: 31-42.
- 173 Senaratna T and McKersey (1989) Artificial seeds for germplasm preservation, exchange and crop improvement. Diversity 2/3:44.
- 174 Hong TD and Ellis RH (1996). A protocol to determine seed storage behaviour. IPGRI Publication; Tao K-L, Zheng G-H and Cheng H-Y (1995) An overview of ultra-dry seed storage for germplasm conservation. FAO: Rome.
- 175 Matlick JS, Ablett EM and Edmonson DL (1992) The gene library-preservation and analysis of genetic diversity in Australasia. In: Conservation of Plant Genes. DNA Banking and *in vitro* Biotechnologies, Adams RP and Adams JE (eds.) San Diego, USA: Academic Press. 15-35.
- 176 It is worth noting that “multiplication” and “regeneration” are different terms: multiplication is for supplying seed samples from an active collection and replenishing the active collection stocks to meet demands from users; regeneration is to maintain seed sample viability in storage.
- 177 The problems of genetic change during regeneration are particularly relevant to the management of base collections and have been reviewed in depth elsewhere. See for instance: Breese EL (1989) Regeneration and Multiplication of Germplasm Resources in Seed Genebanks: The Scientific Background. Rome: IBPGR.
- 178 Frywell PA (1957) Mode of reproduction of higher plants. Botanical Rev. 23:235-230.
- 179 Porceddu E and Jenkins G (eds.) Seed Regeneration of Cross-Pollinated Species. AA Balkema: Rotterdam.
- 180 The USDA estimates that regeneration costs can vary between \$50 to \$500 per accession depending on whether the accession is self pollinated or insect cross pollinated respectively. However such costs do vary regionally depending on labour costs and other factors, for instance it is estimated that it may cost US \$700 to regenerate a cabbage accession in the USA while in China it might cost \$15 to regenerate the same accession.
- 181 Free JB (1970) Insect pollination of crops. Academic Press: New York.
- 182 For vegetatively propagated crops, while the genetic integrity during clonal regeneration is not a major problem, disease transmission from generation to generation and the cost of constant maintenance of plant material are major problems.
- 183 Moss H and Guarino L (1995) Gathering and recording data in the field. In: Guarino L, Rao VR and Reid R (eds.) (1995) Collecting Plant Genetic Diversity: Technical Guidelines, London: CAB International.
- 184 Maxted N., van slagaren M.W. & Rihan JR (1995) Eco-geographic surveys. In “Collecting Plant Genetic Diversity Technical guidelines.” Ed. L. Guarino, V. Ramanatha Rao & R. Reid. CAB International.
- 185 IUCN (1994) IUCN Red List Categories, IUCN: Gland Switzerland.
- 186 IUCN (1994) Guidelines for Protected Area Management Categories. CNPPA with the assistance of WCMC. IUCN, Gland, Switzerland and Cambridge, UK.
- 187 di Castri F and Younes T (1990) Fonction de la biodiversité au sein de



- l'écosystème. Compte rendu résumé d'une réunion de travail de l'U.I.S.B-SCOPE, 29-30 juin 1989, Washington) *Acta Oecologica* 11:429-444; IBPGR (1985) *Eco-geographical surveying and in situ conservation of crop relatives*. Report of an IBPGR Task Force, 30 July-1 August 1984, Washington DC. IBPGR Secretariat, Rome.
- 188 Jain SK (1975) Genetic Reserves. pp. 379-398. In: *Crop Genetic Resources for Today and Tomorrow*. Frankel OH and Hawkes JG (eds.) New York: Cambridge University Press.
 - 189 Halffter G (1994) Putting the biosphere reserve concept into practice: the Mexican experience. In: *Integrating Conservation, Development and Research* (in press) UNESCO, Parthenion Publishing, London, UK.
 - 190 Pimbert MP and Pretty JN (1995) *Parks, People and Professionals: Putting "Participation Into Protected Area Management"*, UNRISD Discussion Paper DP 57.
 - 191 Robertson J (1992) Biosphere reserves: Relations with natural World Heritage sites. *Parks* 3:29-34.
 - 192 Ghimere K and Pimbert MP (1996) Social change and conservation. UNRISD and Earthscan:UK(in press).
 - 193 Worede M (1992) The role of Ethiopian farmers in the conservation and utilization of crop genetic resources. First Int. Crop Sci. Congress, Ames, Iowa; Altieri MA, Merick LC and Anderson MK (1987) Peasant agriculture and the conservation of crop and wild plant genetic resources. *Conservation Biology* 1:49-58.; Brush SB (1991) Farmer conservation of New World crops: the case of Andean potatoes. *Diversity* 7:75-79.
 - 194 Chambers R (1994) *Challenging the professions: Frontiers for rural development*. Intermediate Technology: UK.
 - 195 Simmonds NW (1979) *Principles of crop improvement*. Longman: UK, pp 408.; Stalker HT and Murphy JP (1991) *Plant Breeding in the 1990s*. CAB Int:UK.
 - 196 Allard RW (1990) Future directions in plant population genetics, evolution and breeding: In: Brown AHD, Kahler AL and Weir BS (Eds) *Plant Population Genetics, Breeding and Genetic Resources*. Sinauer Associates, Inc: Sunderland.
 - 197 Simmonds NW (1993) Introgression and incorporation. Strategies for the use of crop genetic resources. *Biol. Rev.* 68: 539-562.
 - 198 Mazur BJ and Tingey SV (1995) Genetic mapping and introgression of genes of agronomic importance. *Current Opinion in Biotechnology* 6:175-182.
 - 199 Lande R (1991) marker assisted selection in relation to traditional methods of plant breeding. In: Stalker HT and Murphy JP (1991) *Plant Breeding in the 1990s*. CAB International: UK.
 - 200 Stalker HT (1980) Utilization of wild species for crop improvement. *Adv. Agron.* 33:111-147.
 - 201 Baum M, Laguda ES and Appels R (1992) Wide crosses in cereals. *Annu. Rev. Plant Physiol. Mol. Biol.* 43:117-143.
 - 202 Duvick D (1989) The romance of plant breeding. *Stadler Genet.ics Symposium.* 19: 39-54.
 - 203 Flavell RB (1995) Plant biotechnology R & D - the next ten years. *Trends in Biotechnology* 13:313-319.
 - 204 Walden R and Wingender R (1995) Gene-transfer and plant regeneration techniques. *Trends in Biotechnology* 13:324-331.
 - 205 Horsch R, Fraley R, Rogers S, Sanders P, Lloyd A and Hoffmann W (1984) Inheritance of functional foreign genes in plants. *Science* 223:496; De Block M, Herrera-Estrella L, Van Montagu M, Schell P and Zambryski P



- (1984) Expression of foreign gene in regenerated plants and their progeny. *EMBO Journal* 3:1681-1689.
- 206 Schmidt K. (1995) "Whatever happened to the gene revolution" *New Scientist*, January 7th:21-25.
 - 207 Svab Z. and Maliga P. (1993) High frequency plastid transformation in tobacco by selection for a chimeric *aadA* gene. *Proc. Natl. Acad. Sci. USA*, 90:913-917.
 - 208 Hamilton AJ, Lycett GW and Grierson D (1990) Antisense gene that inhibits synthesis of the hormone ethylene in transgenic plants. *Nature* 346:284-287.
 - 209 Jorgensen R (1991) Silencing of plant genes by homologous transgenes. *AgBiotech News and Information* 4:265-273.
 - 210 Hemming D. (1994) Conference Reports: 4th International Congress of Plant Molecular Biology, *AgBiotech News and Information* 6:217-230.
 - 211 Micheltmore, RW. 1995. Isolation of disease resistance genes from crop plants. *Current Opinion Biotechnology* 6: 145-152.
 - 212 Knauf VC (1995) Transgenic approaches for obtaining new products from plants. *Current Opinion in Biotechnology* 6:165-170.
 - 213 Robertson DS (1989) Understanding the relationship between qualitative and quantitative genetics. In *Development and Application of Molecular Markers to Problems in Plant Genetics*. Helentjaris T and Burr B (eds.) Cold Spring Harbor: Cold Spring Harbor Press.
 - 214 Hallauer, A. (1992) Recurrent selection in maize. *Plant Breeding Reviews* 9: 115-179.
 - 215 This section is based upon the Wageningen Workshop on Participatory Breeding (1995), organized jointly by IDRC, FAO, IPGRI and the Dutch Genebank (CGN/CPRO-DLO) which brought together a group of 24 technical and social scientists actively involved in farmer participatory breeding for less favourable environments from various CGIAR Institutes, some national institutions and donor organizations.
 - 216 Quisumbing AR, Brown LR, Feldstein HS, Haddad L and Pena C (1995) *Women: The Key to Food Security*, IFPRI: Washington DC.
 - 217 Berg T, Bjornstad A, Fowler C and Skroppa T (1991) *Technology Options and the Gene Struggle*, Aas: NORAGRIC / Agricultural University of Norway.
 - 218 Nelson N and Wright S (1995) *Power and Participatory Development : Theory and Practice*, IT Publications : London.
 - 219 Chambers R Pacey A and Thrupp LA (1993) *Farmer First: Farmer innovation in agricultural research*, IT Publications: London.
 - 220 This table was taken from the following USDA homepage on Internet: [gopher://gopher.nalusda.gov:70/11/infocntr/pltgen/p_gen_map_prj](http://gopher.nalusda.gov:70/11/infocntr/pltgen/p_gen_map_prj).
 - 221 Perrings C, Barbier EB, Brown G, Dalmazzone S, Folke C, Gadgil M, Hanley N, Holling CS, Lesser WH, Maler KG, Mason P, panayotou T, Turner RK, and Wells M (1995). *The Economic Value of Biodiversity* press: Cambridge.
 - 222 Perrings C, Barbier EB, Brown G, Dalmazzone S, Folke C, Gadgil M, Hanley N, Holling CS, Lesser WH, Maler KG, Mason P, panayotou T, Turner RK, and Wells M (1995). *The Economic Value of Biodiversity* press: Cambridge.
 - 223 Revision of the International Undertaking. Analysis of some Technical, Economic and Legal Aspects for Consideration in Stage II. CPGR-Ex 1/94/5 supp.
 - 224 National Research Council (1993) *Managing Global Genetic Resources: Agricultural Crop Issues and Policies*, National Academy Press: Washington DC, Chapter 13.



- 225 Hinchcliffe F and Melnyk M (1995) *The Hidden Harvest: The Value of Wild Resources in Agricultural Systems*. IIED: London.
- 226 A more complete treatment can be found in CPGR-Ex 1/94/5 supp and Correa (1994), *Sovereign and Property Rights over Plant Genetic Resources*, Commission on Plant Genetic Resources, Background Study Paper No. 2.
- 227 Bent et al (1991), *Intellectual Property Rights in Biotechnology Worldwide*, Stockton Press, New York.
- 228 Heitz A (1995) An introduction to the protection of new plant varieties and UPOV. Paper presented at the WANA Seed network Council Meeting, March 20-23, 1995, Antalya, Turkey.
- 229 Convention on the Means of Prohibiting the Illicit Import, Export and Transfer of Ownership of Cultural Property, administered by UNESCO.
- 230 UNESCO/WIPO Model Provisions for the Protection of Expression of Folklore against Illicit Exploitation and other Prejudicial Actions.
- 231 For instance, Biological prospecting contracts provide a framework for determining rights and obligations, and, in particular, attributing property rights, and regulating the sharing of benefits, in the case of the discovery of plants with new commercial applications. Benefits to donors of germplasm generally take the form of payments, beforehand, for the right to explore, or royalty payments deriving from the use of material discovered, for a given period, or both. Contractors get, in exchange, the right to patent, or otherwise exclusively exploit, materials discovered. This type of contract has so far been applied to wild plants and resultant biochemicals for medicinal or industrial purposes, but not yet to the collection of plant genetic resources for food and agriculture. The Inbio-Merck agreement, in Costa Rica, is the best known example of a bio-prospecting contract. A further example is the agreement among Bristol Myers Squibb, Conservation International, and the Tiriò People of Suriname.
- 232 Barton J and Siebeck W (1994) "Material transfer agreements in genetic resource exchange. The case of the International Agricultural Research Centres"; *Issues in Genetic Resources*, No.1; IPGRI, Rome, May 1994.
- 233 The World Heritage Fund of the UNESCO-sponsored World Heritage Convention provides a useful model of such agreements. Funds are provided, on a continuous basis, in return for the continued conservation of sites on the World Heritage List. Funds are raised as mandatory assessments on developed countries, and, in effect, are a form of international income tax on countries, assessed according to their ability to pay.
- 234 FAO Conference Resolutions 8/83, 4/89, 5/89 and 3/91.
- 235 Most of ICRISAT's collections of these crops are stored under medium-term conditions and less than 50 percent have been duplicated for safety. CGIAR-SGRP Review Reports (1996) Report of External Review Panel of the CGIAR Genebanks Operations, ICRISAT.



Appendix 1: Status by Country of National Legislation, Programmes and Activities for PGRFA

The information provided is derived from Country Reports and the World Information and Early Warning System (WIEWS).

Legend

1. Participation in the Preparatory Process for the International Technical Conference: ○ (focal point), ● (country report), ● (sub-regional meeting), ● (country report + sub-regional meeting).
2. Countries and territories are listed according to the sub-regions used during the preparatory process for the International Technical Conference.
3. Commission on Genetic Resources for Food and Agriculture: ○ (not available), ● (Member of CGRFA).
4. International Undertaking on Plant Genetic Resources: ○ (not available), ● (adhered to IU)
5. Convention of Biodiversity: ○ (signed), ● (ratified).
6. Quarantine Policy : ○ (national regulations), ● in preparation, ● (member International Plant Protection Convention).
7. Plant Breeders' Rights (UPOV = International Union for the Protection of new Varieties of Plants): ○ (other than UPOV), ● (UPOV 1978 pre 1991), ● (UPOV 1978 post 1991), ● (UPOV 1991).
8. Seed Quality Control: ● (Seed Quality Control), ● (Seed quality control and certification).
9. National Programmes: ○ (under development), ● (without a formal national programme, but with a functioning national committee or other mechanism to coordinate national PGRFA activities.), ● (with a formal national programme comprising a number of institutions, on a sectorial basis, and a mechanism to coordinate national PGRFA activities.), ● (with a formal national programme comprising a central institute which coordinates national PGRFA activities as well as carrying out some activities.).



10. Conservation *0* (LT = Long Term; MT = Medium Term; ST = Short Term):
☐ (no gene bank), ☒ (ST/MT Storage), ☒ (LT storage or MT/LT), ☒ (LT managed).
11. Crop Improvement programme status: ☐ (no programme),
☒ (basic), ☒ (developed), ☒ (advanced).
12. Sub-Regional Networks: ECP (European Co-operative Programme for Crop Genetic Resources Network), WANA (The West Asia and North PGR Network), SPG (Southern African Development Community PGR Centre), SAS (PGR Network for South Asia), EAS (PGR Network for East Asia), REC (Regional Cooperation in Southeast Asia on PGR), RED (Andean Network on PGR), PRO (PGR Sub-regional network for the countries of the southern cone), TRO (Amazonia Network on PGR), REM (Mesoamerican Network on PGR), CCM (Caribbean Committee on Management of PGR), ANZNPGRC (Australian and New Zealand Network of PGR Centres).
13. Information concerning the number of accessions held by countries is available from two sources: the Country Reports, and the WIEWS database. Where information is available from both sources, the larger number is provided. Differences between the two sources are usually due to differences in the number of institutions included in a country's listing.



Status by Country

Status by Country					Legislation			National Capacity				
Preparatory Process ¹	Country ²	Commission on GRFA ³	International Undertaking ⁴	Convention on Biodiversity ⁵	Quarantine ⁶	Plant Breeders' Rights ⁷	Seed Quality Control ⁸	National programmes ⁹	Conservation ex situ ¹⁰	Crop Improvement ¹¹	(sub) regional network ¹²	Genebank Accessions ¹³
Europe												
Western Europe												
●	Andorra											
●	Austria	●	●	●	●	◐	◐	◐	●	●	ECP	7,891
●	Belgium	●	●	○	●	●	◐		●	●	ECP	9,750
●	Denmark	●	●	●	●	●	◐	●		●	ECP	3,660
●	Finland	●	●	●	●	◐	◐	●		●	ECP	2,323
●	France	●	●	●	●	●	◐	◐	●	●	ECP	249,389
●	Germany	●	●	●	●	●	◐	◐	●	●	ECP	200,000
●	Greece	●	●	●	●		◐	●	◐	●	ECP	17,556
●	Iceland	●	●	●	○		◐	●		●	ECP	
●	Ireland	●	●	○	●	●	◐		◐	●	ECP	2,758
●	Italy	●	●	●	●	●	◐		●	●	ECP	80,000
	Lichtenstein	○	●									
	Luxembourg	○	○	●	●							
	Monaco	○	○	●								
●	Netherlands	●	●	●	●	●	◐	●	●	●	ECP	67,374
●	Norway	●	●	●	●	◐	◐	●		●	ECP	1,133
●	Portugal	●	●	●	●	◐	◐	○	●	●	ECP	29,361
	San Marino	○	○	●								
●	Spain	●	●	●	●	●	◐	●	●	●	ECP	78,174
●	Sweden	●	●	●	●	●	◐	◐	●	●	ECP	89,206
●	Switzerland	●	●	●	●	●	◐	◐	●	●	ECP	17,000
●	United Kingdom	●	●	●	●	●	◐	◐	●	●	ECP	114,495
Eastern Europe												
◐	Albania	●	○	●	○		◐		◐	◐		20,000
◐	Armenia	○	○	●			◐		◐	◐		2,000
●	Belarus	○	○	●	○	○	◐	○	◐	◐		4,000
	Bosnia and Herzegovina	○	○									31
◐	Bulgaria	●	●	○	●		◐	●	◐	◐	ECP	55,420
●	Croatia	●	○	○			◐	○	◐	◐		15,336
●	Czech Republic	●	●	●	●	◐	◐	◐	●	◐	ECP	51,571
●	Estonia	●	○	●		○	◐	○	◐	◐		3,000
	Georgia	○	○	●			◐					
●	Hungary	●	●	●	●	◐	◐	●	●	●	ECP	75,170
●	Latvia	●	○	○		○	◐	○	◐	◐		9,730
●	Lithuania	●	○	○	○		◐	◐	◐	◐	ECP	12,821
	The Former Yugoslav Republic of Macedonia	○	○				◐					
●	Moldova	○	○	●	○		◐	◐	◐	◐		6,000
●	Poland	●	●	●	○	◐	◐	●	●	●	ECP	91,802

> (continued) **Status by Country**

> (continued) Status by Country		Legislation					National Capacity					
Preparatory Process ¹	Country ²	Commission on GRFA ³	International Undertaking ⁴	Convention on Biodiversity ⁵	Quarantine ⁶	Plant Breeders' Rights ⁷	Seed Quality Control ⁸	National programmes ⁹	Conservation <i>ex situ</i> ¹⁰	Crop Improvement ¹¹	(sub) regional network ¹²	Genebank Accessions ¹³
Eastern Europe												
●	Romania	●	●	●	●	○	◐	●	●	●	ECP	93,000
●	Russia	○	●	●	●	○	◐		◐	●	ECP	333,000
●	Slovakia	●	○	●	○	◐	◐	●	◐	◐	ECP	14,547
◐	Slovenia	○	○	○								2,676
●	Ukraine	○	○	●	○	◐	◐	●	◐	◐		136,400
◐	Yugoslavia	●	●	○	●		◐		◐	◐	ECP	38,000
Near East												
South/East Mediterranean												
●	Algeria	●	●	●	●						WANA	985
	Cyprus	●	●	○	○		◐		◐	◐	ECP, WANA	12,313
	Egypt	●	●	●	●		◐	○	◐	◐	WANA	8,914
	Israel	●	●	●	●	●	◐	◐	●	●	ECP	56,123
	Jordan	●	○	●	●		◐	◐	◐	◐	WANA	3,588
	Lebanon	●	●	●	●		◐		◐	◐	WANA	
	Libyan	●	●		●				◐	◐	WANA	2,313
	Malta	●	○		●				○	○		
	Morocco	●	●	●	●		◐	◐	◐	◐	WANA	20,470
	Palestine	○	○									
	Syria	●	●		○		◐	●	◐	◐	WANA	8,750
	●	Tunisia	●	●	●	●		◐	◐	◐	◐	WANA
West Asia												
●	Afghanistan	●	○	○			◐					2,965
	Bahrain	○	●	○	●							
	Iran, Islamic Republic	●	●	○	●		◐	●	●	◐	WANA	40,000
	Iraq	●	●		●		◐	●	◐	◐	WANA	6,400
	Kuwait	○	●	○								
	Oman	○	●	●	●				◐	◐	WANA	238
	Pakistan	●	○	●	●		◐	●	●	◐	WANA	19,208
	Qatar	○	○	○				◐	○	◐		
	Saudi Arabia	○	○					◐	○	◐		
	Turkey	●	●	○	●		◐	◐	●	●	ECP, WANA	40,000
	United Arab Emirates	○	○	○								
	●	Yemen	●	●	○	●		◐	◐	◐	◐	WANA
Central Asia												
●	Azerbaijan	○	○	○	○			◐	◐	◐		25,000
●	Kazakhstan	○	○	●	○			◐	◐	◐		33,000
	Kyrgyz, Republic	○	○									
	Tajikistan	○	○									
●	Turkmenistan	○	○		○				◐	◐		4,832
●	Uzbekistan	○	○	●	○		◐	◐	◐	◐		50,000



> (continued) Status by Country

> (continued) Status by Country		Legislation					National Capacity					
Preparatory Process ¹	Country ²	Commission on GRFA ³	International Undertaking ⁴	Convention on Biodiversity ⁵	Quarantine ⁶	Plant Breeders' Rights ⁷	Seed Quality Control ⁸	National programmes ⁹	Conservation <i>ex situ</i> ¹⁰	Crop Improvement ¹¹	(sub) regional network ¹²	Genebank Accessions ¹³
Africa, South of Sahara												
West Africa												
●	Benin	●	●	●	○		●		●	●		2,453
●	Burkina Faso	●	●	●	●		●		●	●		850
	Cape Verde	●	●	●	●				●	●		
◐	Chad	●	●	●			●					69
●	Cote d'Ivoire	●	●	●	○		●	●	●	●		22,498
●	Gambia	●	●	●			●		●	●		
●	Ghana	●	●	●	●		●	●	●	●		2,987
	Guinea-Bissau	●	○	●								
◐	Guinea	●	●	●	●				●	●		899
	Liberia	●	●	○	●		●					1,707
◐	Mali	●	●	●	●		●					248
◐	Mauritania	●	●	○			●					
●	Niger	●	●	●	●		●		●	●		
●	Nigeria	○	○	●	●		●	●	●	●		12,324
●	Senegal	●	●	●	●		●		●	●		12,000
●	Sierra Leone	●	●	●	●		●		●	●		1,848
●	Togo	●	●	●	●		●	●	●	●		4,000
Central Africa												
●	Cameroon	●	●	●	○		●	●	●	●		2,329
●	Central African Republic	●	●	●					●	○		
●	Congo	●	●	○	○			●	●	●		1,755
●	Equatorial Guinea	●	●	●	●				○	○		
●	Gabon	●	●	○	○			●	●	○		91
	Sao Tome and Principe	○	○	○								
●	Zaire	●	○	●	○		●	●	●	●		18,830
Southern Africa												
●	Angola	●	●	○				○	●	●	SPG	599
●	Botswana	●	○	●	○		●	●	●	●	SPG	3,390
●	Lesotho	●	○	●			●	●	○	○	SPG	293
●	Malawi	●	●	●	●		●	●	●	●	SPG	11,421
●	Mozambique	●	●	●	○		●	●	●	●	SPG	1,872
●	Namibia	○	○	○			●	●	●	●	SPG	1,600
●	South Africa	●	●	●	●	◐	●	○	●	●	SPG	48,918
●	Swaziland	○	○	●	○		●	●	●	●	SPG	325
●	Tanzania	●	●	○	○		●	●	●	●	SPG	2,510
●	Zambia	●	●	●	●		●	●	●	●	SPG	5,901
●	Zimbabwe	●	●	●	○	○	●	●	●	●	SPG	45,698



> (continued) Status by Country

> (continued) Status by Country		Legislation					National Capacity					
Preparatory Process ¹	Country ²	Commission on GRFA ³	International Undertaking ⁴	Convention on Biodiversity ⁵	Quarantine ⁶	Plant Breeders' Rights ⁷	Seed Quality Control ⁸	National programmes ⁹	Conservation ex situ ¹⁰	Crop Improvement ¹¹	(sub) regional network ¹²	Genebank Accessions ¹³
East Africa												
🕒	Burundi	●	○	○			🕒					
	Djibouti	○	○	●								
●	Eritrea	●	○					○	🕒	🕒		1,087
●	Ethiopia	●	●	●	●		🕒	●	●	🕒		54,000
●	Kenya	●	●	●	●	○	🕒	🕒	●	●		50,037
🕒	Rwanda	●	●	○			🕒	○	🕒	○		6,168
	Somalia	○	○									94
●	Sudan	●	●	●	●			🕒	🕒	🕒		5,178
●	Uganda	●	○	●	○		🕒	🕒	🕒	🕒		11,483
Indian Ocean Islands												
	Comoros	○	○	●								
●	Madagascar	●	●	○	○		🕒		🕒	🕒		15,000
●	Mauritius	●	●	●	●		🕒		🕒	🕒	SPG	3,310
●	Seychelles	○	○	●	○				🕒	🕒		369
Asia and Pacific												
South Asia												
●	Bangladesh	●	●	●	●		🕒		🕒	🕒	SAS	45,309
🕒	Bhutan	○	○	●	●						SAS	40
●	India	●	●	●	●		🕒	●	●	●	SAS	342,108
●	Maldives	●	○	●					○	○	SAS	
●	Nepal	●	●	●	○				🕒	🕒	SAS	8,383
●	Sri Lanka	●	●	●	●		🕒		🕒	🕒	SAS	11,781
South East Asia												
	Brunei	○	○				🕒				REC	
●	Cambodia	○	○	●	●						REC	2,155
●	Indonesia	●	○	●	●		🕒	🕒	🕒	🕒	REC	26,828
	Laos	○	○		●		🕒				REC	
●	Malaysia	●	○	●	●		🕒	🕒	🕒	🕒	REC	38,255
●	Myanmar	●	○	●	○				🕒	🕒	REC	8,000
●	Philippines	●	●	●	●		🕒	🕒	●	●	REC	59,399
	Singapore	○	○								REC	
●	Thailand	●	○	○	●		🕒	●	🕒	🕒	REC	32,404
●	Viet Nam	●	○	●	○		🕒	●	🕒	🕒	REC	21,493
East Asia												
●	China	●	○	●	○		🕒	●	●	●	EAS	350,000
●	Japan	●	○	●	●	🕒	🕒	🕒	●	●	EAS	202,581
●	Korea, Dem People's Republic of	●	●	●	○		🕒	●	🕒	🕒	EAS	100,000
●	Korea, Republic of	●	●	●	●	○	🕒	●	●	●	EAS	120,000
●	Mongolia	●	○	●	○			🕒	🕒	🕒	EAS	24,000



> (continued) Status by Country

> (continued) Status by Country		Legislation						National Capacity				
Preparatory Process ¹	Country ²	Commission on GRFA ³	International Undertaking ⁴	Convention on Biodiversity ⁵	Quarantine ⁶	Plant Breeders' Rights ⁷	Seed Quality Control ⁸	National programmes ⁹	Conservation ex situ ¹⁰	Crop Improvement ¹¹	(sub) regional network ¹²	Genebank Accessions ¹³
Pacific Region												
●	Australia	●	●	●	●	●	●	●	●	●	ANZNPGR	123,200
●	Cook Islands	○	○	●	○				●	●		91
○	Fiji	○	●	●								943
	Kiribati	○	○	●								14
	Marshall Islands	○	○	●			●					
	Micronesia	○	○	●			●					
	Nauru	○	○	●								
○	New Zealand	●	●	●		●	●	●	●	●	ANZNPGR	70,000
●	Niue	○	○		○				○	○		94
	Palau	○	○									
●	Papua New Guinea	○	○	●	●		●		●	●		5,656
●	Samoa	●	●	●					●	●		138
●	Solomon Islands	○	●	●	●				●	●		1,130
●	Tonga	○	●		○				●	○		8
	Tuvalu	○	○	○								40
	Vanuatu	●	○	●								664
Americas												
South America												
●	Argentina	●	●	●	●	●	●		●	●	RED, PRO	30,000
●	Bolivia	●	●	●	●	○	●		●	●	TRO, RED, PRO	11,069
●	Brazil	●	○	●	●		●	●	●	●	TRO, PRO	194,000
●	Chile	●	●	●	●	●	●		●	●	RED, PRO	36,000
●	Colombia	●	●	●	●	○	●		●	●	TRO, RED	85,000
●	Ecuador	●	●	●	●	○	●		●	●	TRO, RED	35,780
●	Paraguay	●	●	●	●	○	●		●	●	PRO	1,571
●	Peru	●	●	●	●	○	●		●	●	TRO, RED	44,833
●	Uruguay	●	○	●	●	●	●	●	●	●	PRO	1,256
●	Venezuela	●	○	●	●	○	●		●	●	TRO, RED	15,356
Central America & Mexico												
●	Costa Rica	●	●	●	●		●	●	●	●	REM	5,057
●	El Salvador	●	●	●	●		●		●	●	REM	1,547
●	Guatemala	●	○	●	●		●		●	●	REM	2,796
●	Honduras	●	●	●	○		●	●	●	●	REM	4,457
●	Mexico	●	●	●	●		●		●	●	REM	103,305
●	Nicaragua	●	●	○	●		●		●	●	REM	2,976
●	Panama	●	●	●	●		●		●	●	REM	1,538



> (continued) Status by Country

> (continued) Status by Country					Legislation			National Capacity				
Preparatory Process ¹	Country ²	Commission on GRFA ³	International Undertaking ⁴	Convention on Biodiversity ⁵	Quarantine ⁶	Plant Breeders' Rights ⁷	Seed Quality Control ⁸	National programmes ⁹	Conservation ex situ ¹⁰	Crop Improvement ¹¹	(sub) regional network ¹²	Genebank Accessions ¹³
Caribbean												
●	Antigua and Barbuda	●	●	●	○		●		○	○	CCM	
●	Bahamas	●	●	●	○				○	○	CCM	
●	Barbados	●	●	●	●				●	●	CCM	2,868
	Belize	●	●	●	●						CCM	80
●	Cuba	●	●	●	●		●	●	●	●		18,668
●	Dominica	●	●	●	○				●	●	CCM	
●	Dominican Republic	●	●	○	●		●		●	●		2,024
●	Grenada	●	●	●	●				●	●	CCM	
●	Guyana	●	○	●	●		●		●	●	TRO	
●	Haiti	●	●	○	●		●		○	●		
●	Jamaica	●	●	●	●		●		●	●	CCM	795
	Puerto Rico	○	○									4,000
●	Saint Kitts and Nevis	●	○	●	●				○	●	CCM	
●	Saint Lucia	●	○	●	○				●	●	CCM	58
	Saint Vincent and the Grenadines	●	○		○				●	●	CCM	
●	Suriname	●	○	○	●		●		●	●	TRO	
●	Trinidad and Tobago	●	●	○	●		●		●	●	CCM	2,315
North America												
●	Canada	●	○	●	●	●	●	●	●	●		212,061
●	United States of America	●	○	○	●	●	●	●	●	●		550,000





Appendix 2: Germplasm Accessions by Crop

Crop		Total accessions worldwide	Storage facilities (%)				Type of accession (%)			
Grouping	Genus		LT	MT	ST	others*	WS	LR/OC	AC/BL	others**
Cereals										
Wheat	<i>Triticum</i>	784 500	12	48	4	35	2	17	20	60
Barley	<i>Hordeum</i>	485 000	10	42	2	46	1	9	10	84
Rice	<i>Oryza</i>	420 500	34	22	13	31	1	25	9	65
Maize	<i>Zea</i>	277 000	23	39	11	25	0	16	10	67
Oat	<i>Avena</i>	222 500	19	38	7	72	4	1	5	90
Sorghum	<i>Sorghum</i>	168 500	25	31	17	27	0	18	21	61
Millet	<i>Millet</i>	90 500	22	58	10	10	2	33	5	61
Wheat	<i>Triticale</i>	40 000	0	56	0	44	0	0	54	46
Rye	<i>Secale</i>	27 000	12	36	4	47	0	1	8	90
Wheat	<i>Aegilops</i>	20 500	11	42	0	47	53	0	0	47
Chenopodium	<i>Chenopodium</i>	2 500	0	0	95	5	0	0	0	100
Food legumes										
Bean	<i>Phaseolus</i>	268 500	14	29	5	53	1	21	3	76
Soybean	<i>Glycine</i>	174 500	24	25	8	43	1	2	7	92
Cowpea	<i>Vigna</i>	85 500	23	44	1	32	2	19	1	78
Groundnut	<i>Arachis</i>	81 000	16	17	14	53	1	15	11	72
Pea	<i>Pisum</i>	72 000	10	19	2	69	0	4	7	88
Chickpea	<i>Cicer</i>	67 500	11	55	2	32	1	39	7	53
Faba bean	<i>Vicia</i>	29 500	21	41	4	35	0	42	12	45
Lupin	<i>Lupinus</i>	28 500	4	34	5	58	16	12	10	63
Lentil	<i>Lens</i>	26 000	13	33	0	54	3	30	5	62
Pigeonpea	<i>Cajanus</i>	25 000	10	46	0	44	2	50	7	41
Winged bean	<i>Psophocarpus</i>	5 000	0	0	21	79	0	21	0	79
Bambara groundnut	<i>Vigna</i>	3 500	59	0	0	41	0	100	0	0
Roots and tubers										
Sweet potato	<i>Ipomoea</i>	32 000	8	12	0	79	6	16	13	65
Potato	<i>Solanum</i>	31 000	12	8	11	69	5	12	19	63
Cassava	<i>Manihot</i>	28 000	0	8	0	92	2	23	9	66
Yam	<i>Dioscorea</i>	11 500	0	25	0	75	0	24	2	75
Vegetables										
Brassica	<i>Brassica</i>	109 000	10	12	13	65	0	15	11	74
Tomato	<i>Lycopersicon</i>	78 000	16	15	7	61	51	1	20	28
Capsicum	<i>Capsicum</i>	53 500	4	31	17	48	0	6	15	79
Onion/garlic	<i>Allium</i>	25 500	7	21	8	63	0	13	6	82
Cucurbita	<i>Cucurbits</i>	17 500	7	43	0	50	0	18	0	82
Okra	<i>Abelmoschus</i>	6 500	0	48	0	52	0	26	0	74
Carrot	<i>Daucus</i>	6 000	24	29	0	47	8	0	16	76
Radish	<i>Raphanus</i>	5 500	0	22	0	78	0	22	0	78



Crop		Total accessions worldwide	Storage facilities (%)				Type of accession (%)			
Grouping	Genus		LT	MT	ST	others*	WS	LR/OC	AC/BL	others**
Fruits										
Apple	<i>Malus</i>	97 500	0	1	0	99	0	5	49	46
Prunus	<i>Prunus</i>	64 500	0	0	0	100	2	2	27	68
Grape	<i>Vitis</i>	47 000	5	0	0	95	0	7	20	72
Melon	<i>Cucumis</i>	13 500	18	68	0	14	0	4	8	87
Strawberry	<i>Fragaria</i>	13 500	0	0	0	100	12	0	17	71
Ribes	<i>Ribes</i>	13 000	0	0	0	100	1	1	3	96
Rosa	<i>Rosa</i>	10 000	0	0	0	100	6	1	15	79
Citrus	<i>Citrus</i>	6 000	0	0	0	100	0	0	0	100
Cashew nut	<i>Anacardium</i>	5 500	0	0	0	100	23	0	0	77
Melon	<i>Citrullus</i>	4 500	0	89	0	11	0	0	0	100
Beach Palm	<i>Bactris</i>	3 000	0	0	0	100	0	0	0	100
Hazel nut	<i>Corylus</i>	2 500	0	0	0	100	0	0	0	100
Sorbus	<i>Sorbus</i>	2 000	0	0	0	100	3	1	31	66
Pear	<i>Pyrus</i>	1 000	0	0	0	100	0	0	100	0
Oil crops										
Sunflower	<i>Helianthus</i>	29 500	0	1	24	75	3	4	54	39
Palm	<i>Elaeis</i>	21 500	0	0	0	100	8	0	82	10
Sesame	<i>Sesamum</i>	18 000	19	17	7	56	0	0	0	100
Safflower	<i>Carthamus</i>	8 500	0	37	0	63	0	0	0	100
Castor oil	<i>Ricinus</i>	3 000	0	0	0	100	0	0	0	100
Other oils	<i>Oil</i>	16 000	0	0	0	100	0	0	0	100
Sugar crops										
Beet	<i>Beta</i>	24 000	1	48	0	51	23	6	23	49
Sugarcane	<i>Saccharum</i>	19 000	0	0	0	100	0	0	10	90
Forage and pasture (legume)										
Clover	<i>Trifolium</i>	61 500	4	37	0	59	15	0	0	85
Medicago	<i>Medicago</i>	33 000	17	19	0	64	31	0	0	69
Vicia	<i>Vicia</i>	26 500	15	24	0	61	27	0	0	73
Grass pea	<i>Lathyrus</i>	13 500	5	95	0	0	74	1	0	25
Trefoil	<i>Lotus</i>	3 500	0	50	0	50	0	0	0	100
Legumes	others	39 000	35	54	0	11	73	20	1	6
Forage and pasture (grass)										
Grass	<i>Dactylis</i>	27 000	0	51	0	49	3	41	1	55
Fescue	<i>Festuca</i>	24 000	0	29	0	71	5	18	1	76
Grass	<i>Lolium</i>	24 000	0	37	0	63	0	11	2	87
Grass	<i>Panicum</i>	21 000	1	5	5	89	0	3	0	97
Timothy grass	<i>Phleum</i>	9 000	0	55	0	45	0	53	2	45
Grass	<i>Poa</i>	8 000	0	29	0	71	0	28	1	71
Grass	<i>Bromus</i>	4 500	0	52	0	48	0	0	0	100
Grass	<i>Elymus</i>	2 500	0	0	0	100	0	0	0	100
Grass	<i>Cenchrus</i>	2 000	52	0	0	48	52	0	0	48
Grass	<i>Andropogon</i>	1 500	0	0	0	100	0	0	0	100
Grass	others	13 000	0	33	0	67	63	0	1	36
Fibre crops										
Cotton	<i>Gossypium</i>	49 000	6	0	0	94	1	6	6	85
Flax	<i>Linum</i>	25 000	0	34	18	49	0	2	6	92
Jute	<i>Corchorus</i>	2 500	62	0	0	38	0	50	9	41



Crop		Total accessions worldwide	Storage facilities (%)				Type of accession (%)			
Grouping	Genus		LT	MT	ST	others*	WS	LR/OC	AC/BL	others**
Beverage crops										
Coffee	<i>Coffea</i>	21 000	0	0	0	100	29	0	22	49
Cocoa	<i>Theobroma</i>	9 500	0	0	0	100	2	0	0	98
Medicinal crops										
Opium	<i>Papaver</i>	7 000	0	47	0	53	0	0	0	100
Miscellaneous										
Arabidopsis	<i>Arabidopsis</i>	27 000	30	0	0	70	3	0	27	70
Main source: WIEWS database. (Some modifications made according to CGIAR-SGRP Genebank Reviews and national genebank reports).										
"LT: Long term, MT: Medium term, ST: Short term" "WS: wild species, LR/OC: landraces &/or old cultivars, AC/BL: advanced cultivars &/or breeding lines" * others: mixed (LT+MT+ST) + field storage + cryopreserved + in vitro + unknown ** others: mixed + unknown										

