

Availability of financial resources for NFI in Malaysia


Mr. Yusoff Bin Muda

Promoting and Strengthening
Multi-purpose National Forest Inventory System
In the Asia Pacific region in connection with climate change

A Status of NFI policy
to mitigate climate change

Availability of Financial Resources for NFI in Malaysia

(Yusoff Bin Muda)
Forestry Department




1. Current Situation of Deforestation and Degradation

- **Change of Forest Area (1,000ha)**
 - 1990: 20,540 2000: 20,160 2007: 19,663
- ※ Main causes of Change
 - 1. Land development


<Change of Designated functions of Forest (1,000ha)>

– year	1990	2000	2007
– Production	9,900	11,490	11,607
– Protection	2,700	2,910	2,694
– Conservation	1,120	1,120	1,946
– Social services	-	-	-



1. Current Situation of Deforestation and Degradation

- **Change of Growing Stock (m³/ha)**
 - 1990: 228 2000: 218 2005: 215
- ※ Main causes of Change
 - Changes in forest area
- **Change of Carbon Stock (million tons)**
 - 1990: 4,323 2000: 5,070 2005: 4,763
- ※ Main causes of Change
 - Tree growth



2. Strategy to reduce Deforestation and Degradation

- **Strengthening Forest Policies**
 - Establishment of long-term Planning
 - Forest Management Plan
 - Forest District Action Plan
 - Enactment of Forest Laws
 - Act 313
 - Act A864
 - Sarawak Forest Ordinance 1954
 - Forest Rules 1962[Sarawak]
 - State Forest Policy 1954[Sabah]



2. Strategy to reduce Deforestation and Degradation


- **Enforcement of Forest Administration Organization**
 - Central government
 - National Forestry Council
 - Ministry of Natural Resources and Environment
 - Forestry Department [Headquarter]
 - Local government
 - State Forestry Department
 - Forest District Office
 - Forest Ranger Office



2. Strategy to reduce Deforestation and Degradation

- **Increasing of Forest Budget (millionUSD)**
 - Central government
 - 1990*: 4.27 2000: 11.72 2008: 23.95
 - Local government
 - 1990*: 50.62 2000: 85.13 2008: 107.40

Source
Annual report –FDPM
–Forestry Sabah
–Forestry Sarawak



3. Brief on National Forest Inventory

- Brief history of Forest Inventory
 - 1st Inventory
 - Institution: Forestry Department; UNDP/FAO
 - Inventory Year: 1970 - 1972
 - Budget : (national:USD172,500)
(international: USD 153,600)
 - 2nd Inventory
 - Institution: Forestry Department
 - Inventory Year: 1981 - 1982
 - Budget : (national: USD 176,000)
 - 3rd Inventory
 - Institution: Forestry Department
 - Inventory Year: 1991 - 1993
 - Budget : (national: USD 429,227)



3. Brief on National Forest Inventory

- 4th Inventory
 - Institution: Forestry Department (Technical aid from GTZ-German)
 - Inventory Year: 2002 - 2004
 - Budget : (National : USD 871,553)
- 5th Inventory
 - Institution: Forestry Department
 - Inventory Year: 2011 (expected)
 - Budget : (National : USD 3.09 million + USD 0.10 million)
- 6th Inventory
 - Institution:
 - Inventory Year:
 - Budget (national: \$, international: \$)
- 7th Inventory
- 8th Inventory



3. Brief on National Forest Inventory

- Latest National Forest Inventory Design
 - Remote Sensing
 - Introduced year: 2002
 - Type of satellite data: LANDSAT TM (scale 1:50,000)
 - Field Inventory
 - Sample intensity: 0.09 %
 - Interval of inventory: 10 years
 - Sample size: 50m radius (point sampling)
 - Number of sample: 1,644



3. Brief on National Forest Inventory

- Implementation System of NFI in government
 - Administration
 - Organization: Forest Management Division
 - Staffs*: 62 Budget (2010) : USD 58,853
 - Research
 - Organization: FRIM, UPM
 - Staffs: Budget (2010): USD



3. Brief on National Forest Inventory

- Implementation System of NFI in government (con....)
 - Collaboration with policy-making system
 - Inside Forestry agency:
 - Strategic Action Plan FDPM (2008 – 2020)
 - Five Year Development Plan
 - Relating to national development plan:
 - Vision 2020
 - Five Years Malaysian Plan
 - National Physical Plan



4. Suggestions for promoting and strengthening NFI System

- <Consideration Points>
 - Scope Inventory
 - timber
 - non-timber
 - bio-mass & carbon
 - Inventory Intensity
 - 0.004 – 0.005 %



4. Suggestions for promoting and strengthening NFI System

- <Consideration Points – con..>
 - Forest Strata
 - according major forest types
 - Financial Resources etc.
 - National – USD 3.09 million
 - International – USD 3.5 million (????)



Thank you

Kamsahamnida

