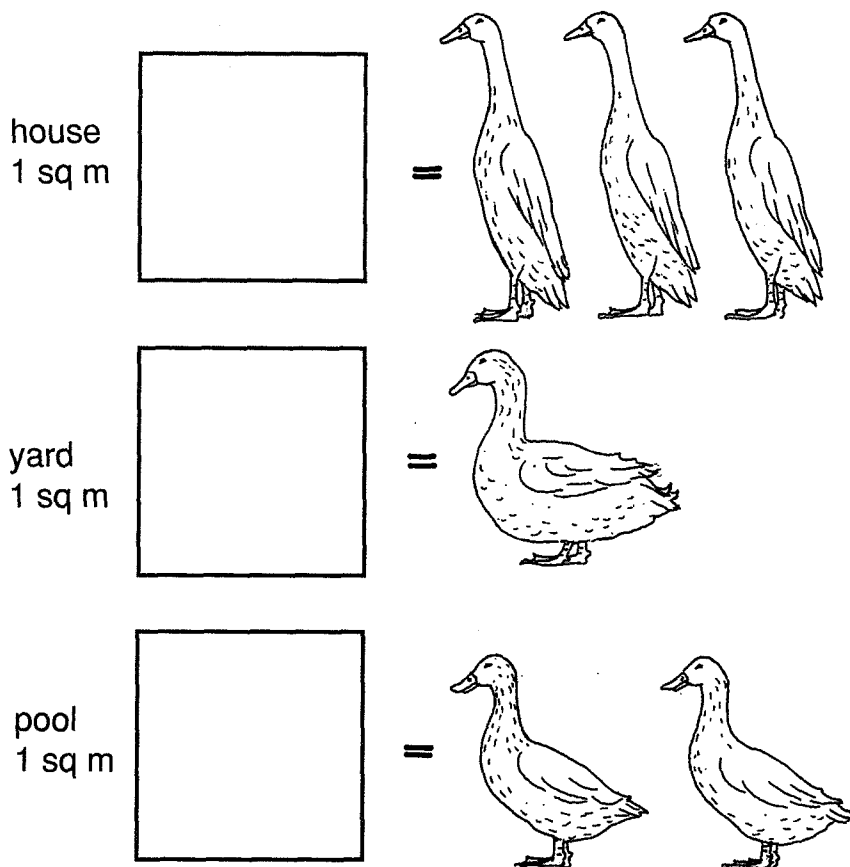


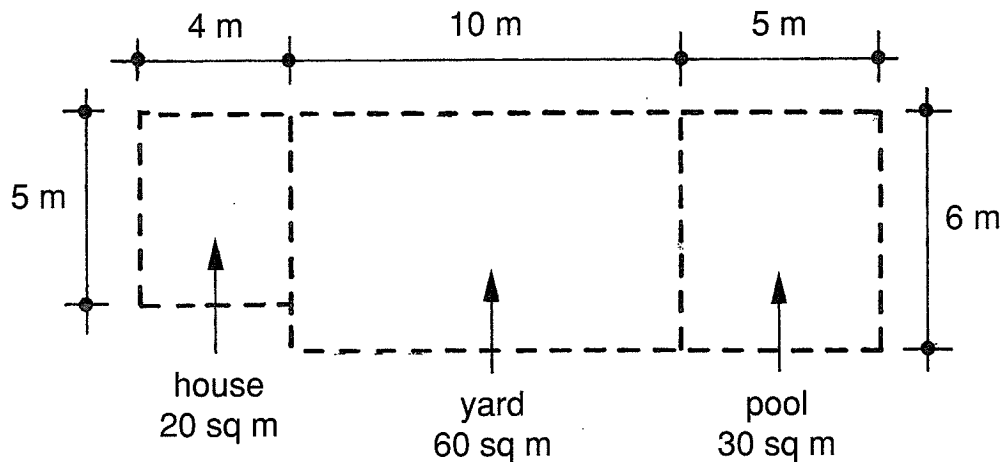
Building a house and preparing a yard for more ducks

67. To raise a larger duck flock that will live inside more of the time, you will need a fair-sized house and a yard or run for your ducks. Also, you may decide to build a small pool for your ducks in the yard. You will learn about pools later.
68. **A house should have about 1 square metre of space for every 3 fully grown ducks. A yard or run should have about 1 square metre of space for each fully grown duck. If you decide to have a pool, it should have about 1 square metre of space for every 2 fully grown ducks.**



69. So, for 60 ducks you will need:

- a house of 20 square metres;
- a yard of 60 square metres;
- a pool of 30 square metres (if you decide to have a pool).



70. Remember, it is never good to crowd your ducks because the house and yard will more easily get wet and dirty and this may make your ducks sick. Therefore, if you have enough space, make the house and yard even a bit bigger than the sizes given in paragraphs 68 and 69.

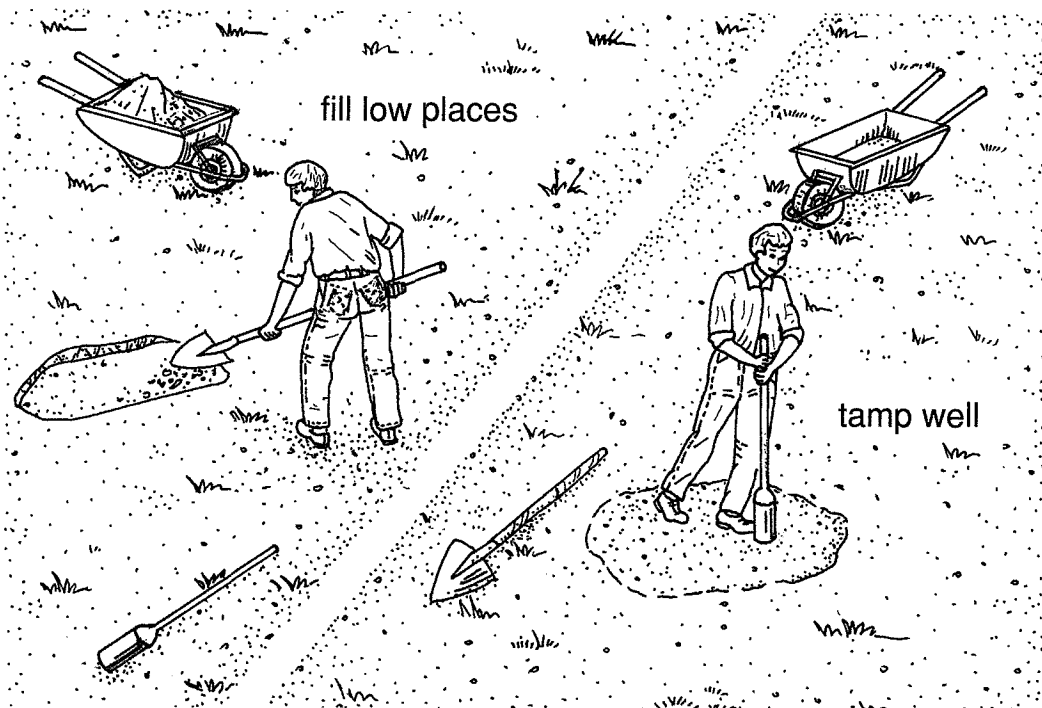
71. Building your new duck house and fencing yard and pool for the ducks, you can do in much the same way, using the same kinds of materials, as you used for your first shelter (see pages 22 to 41 in *Raising ducks 1*).

72. You will be shown how to build a suitable duck house for a larger flock and several ways to arrange a yard both with and without

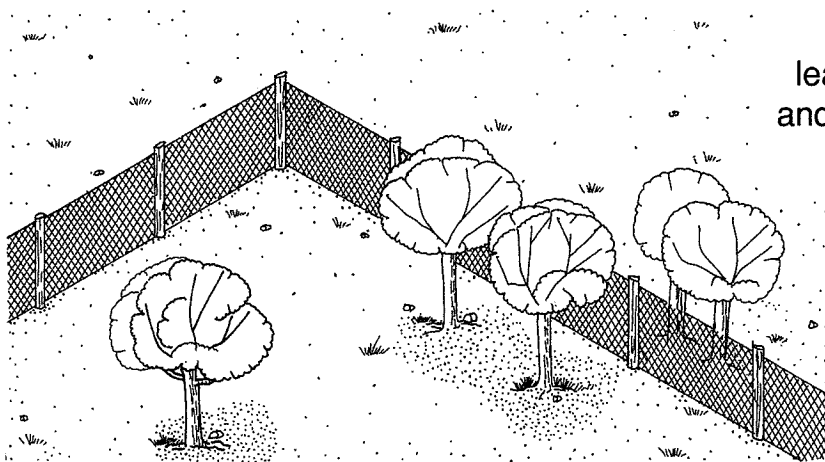
a pool later (see pages 31 to 50 in this booklet), but first let us discuss duck yards, and then pools or places for ducks to swim.

A yard or run for your ducks

73. Since you will keep your ducks inside much more of the time, a large yard or run is as important as a house.
74. If you have chosen a place for your duck yard and house that is slightly sloping and drains well when it rains, you should easily be able to keep it dry and clean.
75. If your duck yard has low places that do not drain or tend to be wet, collect water or become muddy, fill these with good clean soil. However, when you fill a low place be sure to tamp the new soil well.




76. Remember, strong sunlight is bad for ducks. So there should be a shady area where your ducks can go during the hot part of the day.
77. If there are trees where you plan to put the yard, you could enclose a tree or two inside the fence, or place the yard so that there are a few trees just outside to provide shade for your ducks.



if possible
leave trees inside
and near the fence
for shade


78. You could also build a screen cover of woven grass, bamboo or wood strips over one area of the yard to provide shade for your ducks.



a screen
of split bamboo
for shade

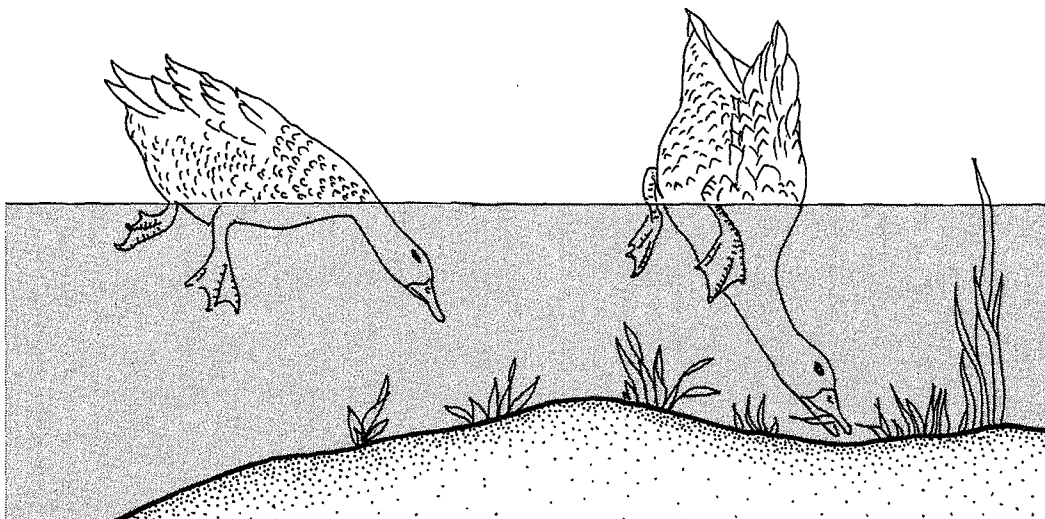
A place for your ducks to bathe or swim

79. Since ducks are water birds, they will live better and stay healthier if they have water to swim in. Also ducks breed best in water.



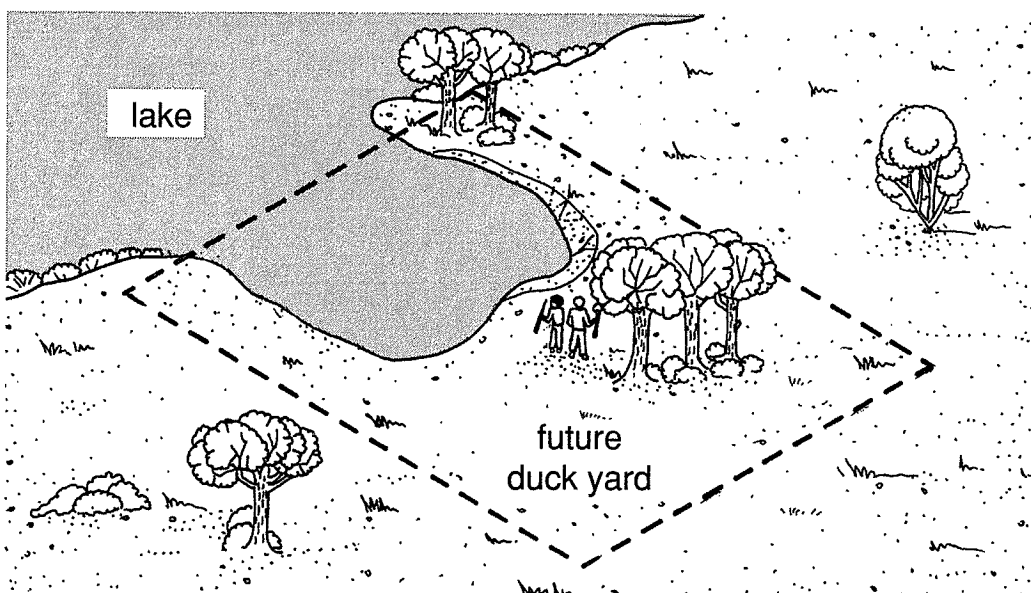
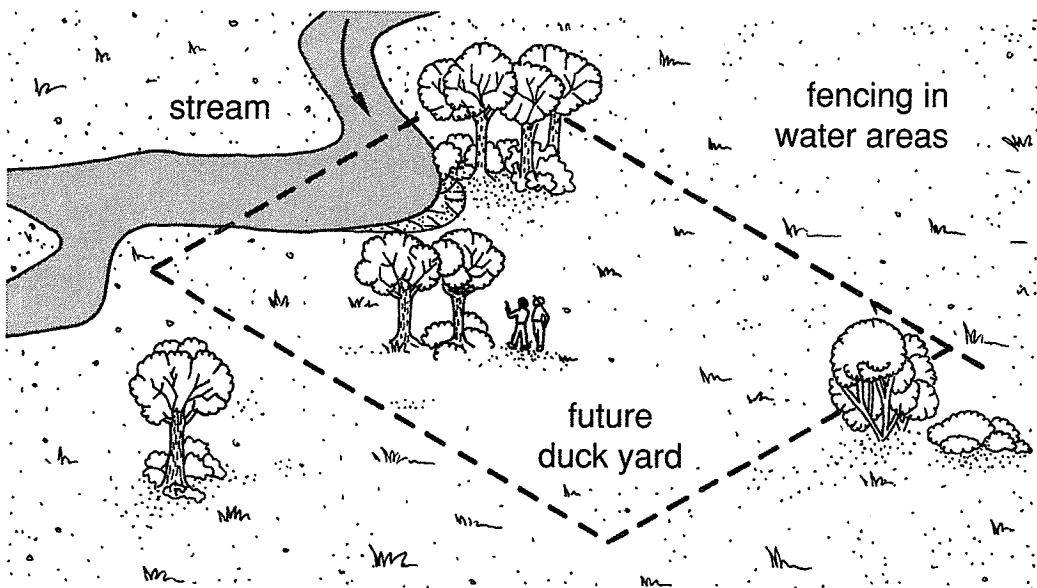
80. In addition, when ducks swim they get a kind of exercise that they do not get on land and they can clean the dust and dirt from their feathers, feet, eyes, bills and nostrils at the same time.

swimming is good exercise
and keeps ducks clean

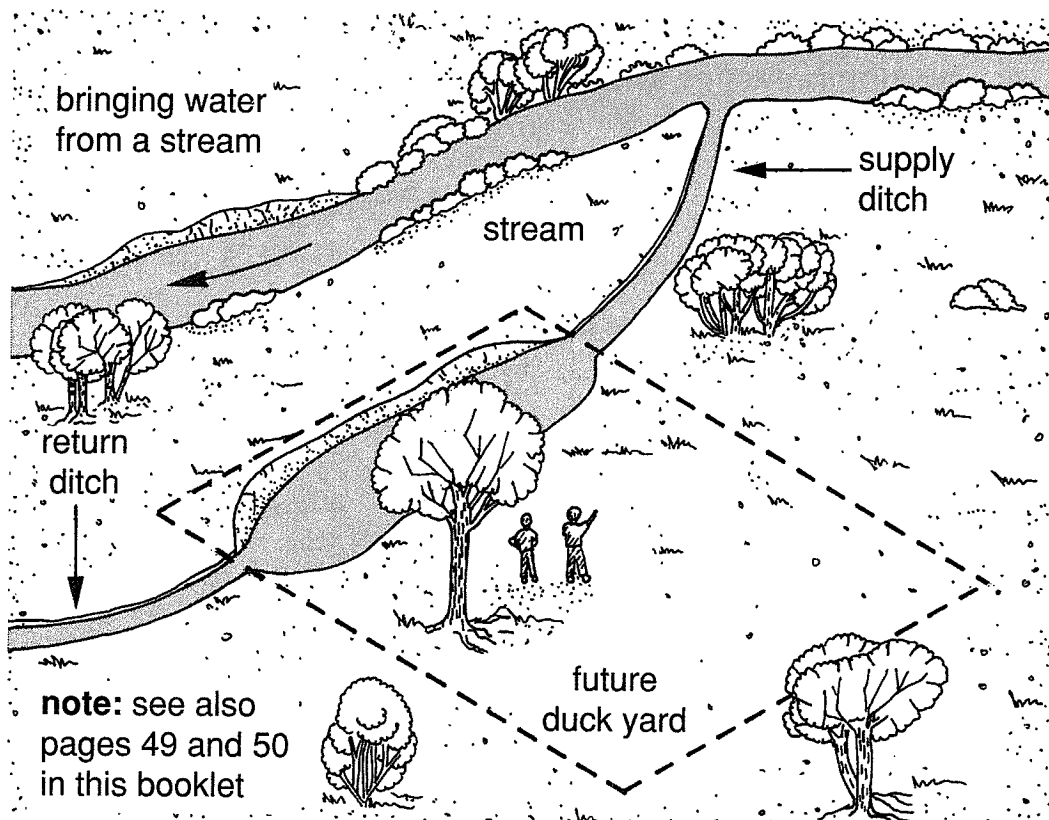


81. Also remember, when your ducks can swim and cool down on hot days they will eat more food and grow better.

82. If there is a stream, pond or small lake nearby, your ducks can go there to swim when they are outside.



83. If you can put your duck house close enough to a stream, pond or lake, you can enclose a small part of the water within the fence of the duck yard and they can swim there every day.
84. It may also be possible to bring water into your duck yard by digging a water supply ditch from a nearby stream. That way your ducks will have clean, running water all of the time.



85. If you cannot do any of these things and you still wish to give your ducks water for them to swim in, you will have to dig a small pool in the duck yard.

DUCK HOUSE AND YARD DESIGNS

86. On the following pages you will be shown how to:

- arrange several kinds of house and yard designs;
- build a house;
- build fences to enclose a yard or part of a stream, pond or lake;
- dig and finish a pool;
- dig a ditch from a stream to bring running water to a yard.