FAO LIBRARY AN: 288131

pulp and paper capacities
capacités de la pâte et du papier
capacidades de pasta y papel



survey
enquête
estudio

1988-1993

FOOD AND AGRICULTURE ORGANIZATION OF THE UNITED NATIONS
ORGANISATION DES NATIONS UNIES POUR L'ALIMENTATION ET L'AGRICULTURE
ORGANIZACION DE LAS NACIONES UNIDAS PARA LA AGRICULTURA Y LA ALIMENTACION

pulp and paper capacities
capacités de la pâte et du papier
capacidades de pasta y papel

survey
enquête
estudio

1988-1993

FOOD AND AGRICULTURE ORGANIZATION OF THE UNITED NATIONS - Rome, 1988
ORGANISATION DES NATIONS UNIES POUR L'ALIMENTATION ET L'AGRICULTURE - Rome, 1988
ORGANIZACION DE LAS NACIONES UNIDAS PARA LA AGRICULTURA Y LA ALIMENTACION - Roma, 1988

Notice

The designations employed and the presentation of material in this publication do not imply the expression of any opinion whatsoever on the part of the Food and Agriculture Organization of the United Nations concerning the legal status of any country, territory, city or area or of its authorities, or concerning the delimitation of its frontiers or boundaries. The designations "developed" and "developing" economies are intended for statistical convenience and do not necessarily express a judgement about the stage reached by a particular country or area in the development process.

Avertissement

Les appellations employées dans cette publication et la présentation des données qui y figurent n'impliquent, de la part de l'Organisation des Nations Unies pour l'alimentation et l'agriculture, aucune prise de position quant au statut juridique des pays, territoires, villes ou zones, ou de leurs autorités, ni quant au tracé de leurs frontières ou limites. Les expressions «pays développé» et «pays en développement» sont utilisées pour des raisons de commodité statistique et n'expriment pas nécessairement un jugement quant au niveau de développement atteint par tel ou tel pays ou région.

Aviso

Las denominaciones empleadas en esta publicación y la forma en que aparecen presentados los datos que contiene no implican, de parte de la Organización de las Naciones Unidas para la Agricultura y la Alimentación, juicio alguno sobre la condición jurídica de países, territorios, ciudades o zonas, o de sus autoridades, ni respecto de la delimitación de sus fronteras o límites. Las definiciones de economías "desarrolladas" y "en desarrollo" se usan para fines estadísticos y no representan un juicio acerca del nivel alcanzado en el proceso de desarrollo por un país o área determinada.

M-38
ISBN 92-5-002826-1

© FAO 1989

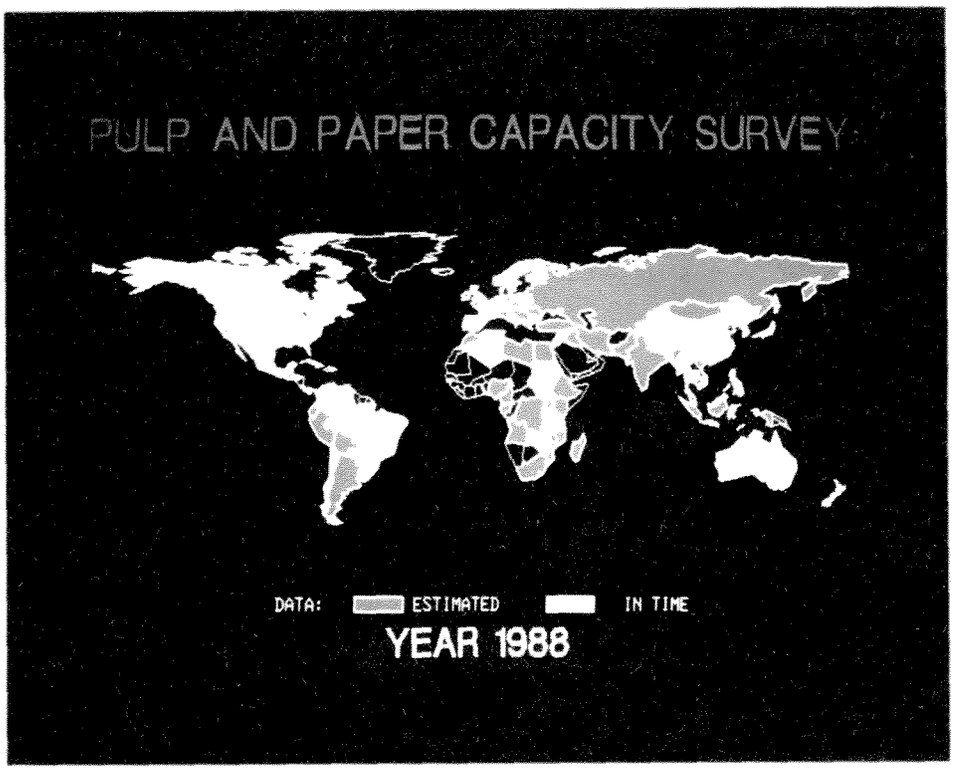
PULP AND PAPER CAPACITY SURVEY
DATA:
ESTIMATED
IN TIME
YEAR 1988

TABLE OF CONTENTS

TABLE DES MATIERES

INDICE

			Page Page Página
Report on the FAO Survey of World Pulp and Paper Capacities 1988-93			V
Enquête de la FAO sur la Capacité mondiale de production de pâte et de papier 1988-93			XI
Informe de la Secretaría de la FAO sobre la Encuesta mundial de la Capacidad de Producción de Pasta y Papel 1988-93			XVII
Tables and Figures	Tableaux et Figures	Cuadros y Figuras	XXIII
COUNTRY DATA	CHIFFRES PAR PAYS	DATOS RELATIVOS A LOS PAISES	
AFRICA	AFRIQUE	AFRICA	
Algeria	Algérie	Algeria	1
Angola	Angola	Angola	2
Cameroon	Cameroun	Camerún	3
Egypt	Egypte	Egipto	4
Ethiopia	Ethiopie	Etiopía	5
Gabon	Gabon	Gabón	6
Keyna	Kenya	Kenia	7
Libya	Libye	Libia	8
Madagascar	Madagascar	Madagascar	9
Morocco	Maroc	Marruecos	10
Mozambique	Mozambique	Mozambique	11
Nigeria	Nigéria	Nigeria	12
Zimbabwe	Zimbabwe	Zimbabwe	13
South Africa	Afrique du Sud	Sudáfrica	14
Sudan	Soudan	Sudán	15
Swaziland	Swaziland	Swaziland	16
Tanzania	Tanzanie	Tanzania	17
Tunisia	Tunisie	Túnez	18
Uganda	Ouganda	Uganda	19
Zaire	Zaire	Zaire	20
Zambia	Zambie	Zambia	21
NORTH AND CENTRAL AMERICA	AMERIQUE DU NORD ET CENTRALE	AMERICA DEL NORTE Y CENTRAL	
Canada	Canada	Canadá	22
Costa Rica	Costa Rica	Costa Rica	23
Cuba	Cuba	Cuba	24
Dominican Republic	République Dominicaine	República Dominicana	25
El Salvador	El Salvador	El Salvador	26
Guatemala	Guatemala	Guatemala	27
Honduras	Honduras	Honduras	28
Jamaica	Jamaique	Jamaica	29
Mexico	Mexique	México	30
Panama	Panama	Panamá	31
United States	Etats-Unis	Estados Unidos	32
SOUTH AMERICA	AMERIQUE DU SUD	AMERICA LATINA	
Argentina	Argentine	Argentina	33
Bolivia	Bolivie	Bolivia	34
Brazil	Brésil	Brasil	35
Chile	Chili	Chile	36
Colombia	Colombie	Colombia	37
Ecuador	Equateur	Ecuador	38
Paraguay	Paraguay	Paraguay	39
Peru	Pérou	Perú	40
Uruguay	Uruguay	Uruguay	41
Venezuela	Venezuela	Venezuela	42

			Page Page Página
ASIA	ASIE	ASIA	
Bangladesh	Bangladesh	Bangladesh	43
Burma	Birmanie	Birmania	44
China	Chine	China	45
Cyprus	Chypre	Chipre	46
Hong Kong	Hong Kong	Hong Kong	47
India	Inde	India	48
Indonesia	Indonésie	Indonesia	49
Iran	Iran	Iran	50
Iraq	Irak	Irak	51
Israel	Israel	Israel	52
Japan	Japon	Japon	53
Jordan	Jordanie	Jordania	54
Kampuchea	Kampuchea, démocratique	Kampuchea, Democrática	55
Korea, Dem. People's Rep.	Corée, Rép. pop. dém.	Corea, Rep. Pop. Dem.	56
Korea, Republic of	Corée, République de	Corea, República de	57
Lebanon	Liban	Libano	58
Malaysia	Malaisie	Malasia	59
Mongolia	Mongolie	Mongolia	60
Nepal	Népal	Nepal	61
Pakistan	Pakistan	Paquistán	62
Philippines	Philippines	Filipinas	63
Singapore	Singapour	Singapur	64
Sri Lanka	Sri Lanka	Sri Lanka	65
Syria	Syrie	Siria	66
Thailand	Thailande	Tailandia	67
Turkey	Turquie	Turquía	68
Viet-Nam, Socialist Rep.	Viet-Nam, Rép. Soc.	Viet Nam, Rep. soc.	69
EUROPE	EUROPE	EUROPA	
Albania	Albanie	Albania	70
Austria	Autriche	Austria	71
Belgium-Luxembourg	Belgique/Luxembourg	Bélgica-Luxemburgo	72
Bulgaria	Bulgarie	Bulgaria	73
Czechoslovakia	Tchécoslovaquie	Checoslovaquia	74
Denmark	Danemark	Dinamarca	75
Finland	Finlande	Finlandia	76
France	France	Francia	77
German Democractic Rep.	Allemagne, République dém.	Alemania, República Dem.	78
Germany, Fed. Rep. of	Allemagne, Rép. féd. d'	Alemania, República Fed.	79
Greece	Grèce	Grecia	80
Hungary	Hongrie	Hungría	81
Ireland	Irlande	Irlanda	82
Italy	Italie	Italia	83
Netherlands	Pays-Bas	Países Bajos	84
Norway	Norvège	Noruega	85
Poland	Pologne	Polonia	86
Portugal	Portugal	Portugal	87
Romania	Roumanie	Rumania	88
Spain	Espagne	España	89
Sweden	Suède	Suecia	90
Switzerland	Suisse	Suiza	91
United Kingdom	Royaume-Uni	Reino Unido	92
Yugoslavia	Yougoslavie	Yugoslavia	93
OCEANIA	OCEANIE	OCEANIA	
Australia	Australie	Australia	94
New Zealand	Nouvelle-Zélande	Nueva Zelandia	95
USSR	URSS	URSS	96

Page
Page
Página

PRODUCT DATA *
CHIFFRES PAR PRODUITS **
DATOS RELATIVOS A LOS PRODUCTOS ***

Survey Code No. code enquête Código de la encuesta		
1	Wood Pulp for Paper and Paperboard	97
1.1	Mechanical Pulp	98
1.11	Mechanical Non-Coniferous Pulp	99
1.12	Mechanical Coniferous Pulp	100
1.2	Thermo-Mechanical Pulp	101
1.21	Thermo-Mechanical Non-Coniferous Pulp	102
1.22	Thermo-Mechanical Coniferous Pulp	103
1.3	Semi-Chemical Pulp	104
1.31	Semi-Chemical Non-Coniferous Pulp	105
1.32	Semi-Chemical Coniferous Pulp	106
1.4	Chemical Pulp Total	107
1.41	Unbleached Sulphite Pulp	108
1.411	Unbleached Non-Coniferous Sulphite Pulp	109
1.412	Unbleached Coniferous Sulphite Pulp	110
1.42	Bleached Sulphite Pulp	111
1.421	Bleached Non-Coniferous Sulphite Pulp	112
1.422	Bleached Coniferous Sulphite Pulp	113
1.43	Unbleached Sulphate Pulp	114
1.431	Unbleached Non-Coniferous Sulphate Pulp	115
1.432	Unbleached Coniferous Sulphate Pulp	116
1.44	Bleached Sulphate+Soda Pulp	117
1.441	Bleached Non-Coniferous Sulphate+Soda Pulp	118
1.442	Bleached Coniferous Sulphate+Soda Pulp	119
2	Pulp of Other Fibre for Paper and Board	120
2.1	Pulp of Straw	121
2.2	Pulp of Bagasse	122
2.3	Pulp of Bamboo	123
2.4	Pulp of Other Fibre	124
3	Dissolving Pulp, Wood + Other Raw Materials	125
3.1	Non-Coniferous Dissolving Pulp	126
3.2	Coniferous Dissolving Pulp	127
4	Paper and Paperboard	128
4.1	Newsprint	129
4.2	Other Printing and Writing Paper	130
4.21	Coated Printing and Writing Paper	131
4.211	Coated Wood containing Print and Writing Paper	132
4.212	Coated Woodfree Printing and Writing Paper	133
4.22	Uncoated Printing and Writing Paper	134
4.221	Uncoated Wood containing Print and Writing Paper	135
4.222	Uncoated Woodfree Printing and Writing Paper	136
4.3	Other Paper and Paperboard	137
4.31	Household and Sanitary Paper	138
4.32	Wrapping and Packaging Paper and Board	139
4.321	Linerboard	140
4.3211	Kraft Liner	141
4.32111	Unbleached Kraft Liner	142
4.32112	Bleached Kraft Liner	143
4.3212	Other Linerboard	144
4.322	Fluting Medium	145
4.3221	Semi-Chemical Fluting Medium	146
4.3222	Other Fluting Medium	147
4.323	Kraft Wrapping and Packaging	148
4.3231	Sack Kraft	149
4.3232	Other Kraft Wrapping and Packaging	150
4.324	Folding Boxboard	151
4.3241	Pulp Based Folding Boxboard	152
4.32411	Bleached Chemical Pulp Folding Boxboard	153
4.32412	Other Pulp Based Folding Boxboard	154
4.3242	Waste Paper Based Folding Boxboard	155
4.325	Other Wrapping and Packaging N.E.S.	156
4.3251	Other Wrapping Paper	157
4.3252	Other Packaging Paperboard	158
4.33	Other Paper and Paperboard N.E.S. Total	159
4.331	Other Paper N.E.S.	160
4.332	Other Paperboard N.E.S.	161

* See Annex I for standardized terminology and definitions of the Products
** Voir l'Annexe II pour la terminologie normalisée et les définitions des produits
*** Véase el Anexo III para la terminologie uniformada y las definiciones de los productos

			Page Page Página
WORLD	MONDE	MUNDO	162
Centrally Planned Economies	Pays à Economies Centralement Planifiées	Economías de Planificación Centralizada	163
Developed Market Economies	Pays Développés à Economies de Marché	Economías de Mercado Desarrolladas	164
Developing Market Economies	Pays en Développement à Economies de Marché	Economías de Mercado en Desarrollo	165
DEVELOPED MARKET ECONOMIES	PAYS DEVELOPPES A ECONOMIES DE MARCHE	ECONOMIAS DE MERCADO DESARROLLADAS	
NORTHERN AMERICA	AMERIQUE DU NORD	AMERICA DEL NORTE	166
Canada	Canada	Canadá	
USA	Etats-Unis	Estados Unidos	
JAPAN	JAPON	JAPON	167
WESTERN EUROPE	EUROPE OCCIDENTALE	EUROPA OCCIDENTAL	
EEC	CEE	CEE	168
Belgium/Luxembourg	Belgique/Luxembourg	Bélgica-Luxemburgo	
Denmark	Danemark	Dinamarca	
France	France	Francia	
Germany Fed. Rep.	Allemagne Rép. Féd.	Alemania Rep. Fed.	
Ireland	Irlande	Irlanda	
Italy	Italie	Italia	
Netherlands	Pays-Bas	Países Bajos	
United Kingdom	Royaume-Uni	Reino Unido	
NORDIC COUNTRIES	PAYS NORDIQUES	PAISES NORDICOS	169
Finland	Finlande	Finlandia	
Norway	Norvège	Noruega	
Sweden	Suède	Suecia	
REST OF WESTERN EUROPE	AUTRES PAYS DE L'EUROPE OCCIDENTALE	OTROS PAISES DE L'EUROPA OCCIDENTAL	170
Austria	Autriche	Austria	
Greece	Grèce	Grecia	
Portugal	Portugal	Portugal	
Spain	Espagne	España	
Switzerland	Suisse	Suiza	
Yugoslavia	Yougoslavie	Yugoslavia	
OCEANIA	OCEANIE	OCEANIA	171
Australia	Australie	Australia	
New Zealand	Nouvelle-Zélande	Nueva Zelandia	
OTHERS	AUTRES	OTROS	
Israel	Israël	Israel	172
South Africa	Afrique du Sud	Sudáfrica	173
DEVELOPING MARKET ECONOMIES	PAYS EN DEVELOPPEMENT A ECONOMIES DE MARCHE	ECONOMIAS DE MERCADO EN DESARROLLO	
AFRICA	AFRIQUE	AFRICA	174
LATIN AMERICA	AMERIQUE DU SUD	AMERICA LATINA	175
North and Central America	Amérique du Nord et Centrale	America del Norte y Central	
South America	Amérique du Sud	America del Sur	
ASIA	ASIE	ASIA	176
CENTRALLY PLANNED ECONOMIES	PAYS A ECONOMIES CENTRALEMENT PLANIFIEES	ECONOMIAS DE PLANIFICACION CENTRALIZADA	
ASIA	ASIE	ASIA	177
EASTERN EUROPE	EUROPE ORIENTALE	EUROPA ORIENTAL	178
USSR	URSS	URSS	179

ANNEX I : Definitions
ANNEXE II : Définitions
ANEXO III : Definiciones

Report on the FAO Survey of World Pulp and Paper Capacities 1988 - 1993

by the Secretariat

The annual FAO Surveys of World Pulp and Paper Capacities are based on figures received early in the year of publication from correspondents in many countries of the world, and on Secretariat estimates for the remaining countries. In most instances, the data are provided by national pulp and paper trade associations. The information on their future development plans is obtained from companies, on average about six months before the data are reported to FAO. Accordingly, the results reflect industry opinion and expectations in the middle of the first year reported on. Subsequent changes in economic, financial and market conditions may, in the meantime, have led to changes in their plans and expectations. For this 1988-93 Survey, new estimates have been received in time for inclusion for 41 countries. For the remaining countries, the estimates of the 1987-92 Survey have been repeated, and 1993 has been made equal to 1992.

The coverage, content and presentation of the Survey is as for last year. The Survey included an additional question on waste paper pulp for paper and board which was answered by 16 countries. The data have been stored and processed by computers, and a computer questionnaire was used in the enquiry. The following features of presentation are noted.

(i) Country tables for pulp and paper are presented on one page.

(ii) Regional tables include all the detail of the country tables. In addition, these tables show for each product aggregate, the volume for which further detailed breakdown to component products is not available. This indicates immediately the extent of coverage of the detail provided on the breakdown.

(iii) Product tables show volume of production capacity by country, for each product and product aggregate code. They are included in the order of the code number.

A list of expansion plans has been prepared and is published separately as "Projected Pulp and Paper Mills in the World 1988-1995".

The countries for which data were received in time for inclusion in the updating were Algeria, Australia, Bangladesh, Brazil, Burma, Canada, Chile, China, Colombia, Cyprus, Finland, France, Germany F.R., Hungary, Israel, Jamaica, Japan, Jordan, Republic of Korea, Mexico, Netherlands, New Zealand, Norway, Paraguay, Poland, Portugal, Spain, Sri Lanka, Sudan, Swaziland, Sweden, Switzerland, Syria, Tanzania, Thailand, Tunisia, UK, Uruguay, USA, Venezuela, Zambia and Zimbabwe. These 41 countries account for 84 percent of world capacity. Returns from developing countries covered 66 percent of their total production capacity. Note in this edition the data for China excludes capacity of the province of Taiwan.

Symbols used in the tables

.	NOT DISAGGREGATED
*)	ESTIMATED DATA
LATE DATA	DATA RECEIVED AFTER REPORT DEADLINE. REVISION NOT INCLUDED IN REGIONAL OR PRODUCT TABLES.

Summary

The main findings of the 1988-1993 Survey are as follows:

(i) The increases in capacity from 1987-88 are much as predicted in the 1987 Survey. The estimates of increase for the period 1988-93 for pulp and paper are again substantially higher than the estimates for the period of the previous Survey.

(ii) Capacity for paper pulp production increased by 4.5 million tons in 1988 or by 2.6 percent and is estimated to rise from 175.7 million tons in 1988 to 197 million tons in 1993. The increase of 21.4 million tons represents an annual growth rate of 2.5 percent, higher than predicted in the previous Survey.

(iii) The world capacity for paper and paperboard production increased by 9.4 million tons in 1988 or by 4 percent, compared with an increase of 3 percent in 1987. The capacity is expected to increase by 36.7 million tons over the period 1988 to 1993 from 242.5 million tons to 279 million tons. The average growth of 2.9 percent is larger than that predicted in the previous Survey.

(iv) Mechanical pulp capacity increased by 4.8 percent to 26.1 million tons in 1988, one million tons more than forecast. A further small increase of 0.7 million tons is predicted by 1993.

(v) Thermo-mechanical pulp increased by 3 million tons to 16.7 million tons, 0.8 million tons more than forecast in last year's Survey. Capacity is expected to increase by 6 million tons by 1993, the same growth as predicted in the previous Survey.

(vi) The net increase in chemical pulp capacity in 1988 was 1.5 million tons, compared with a predicted increase of 2.2 million tons. The projected increase of 13.7 million tons to 1993 will raise capacity from 109.3 to 123.0 million tons, faster growth than predicted in the previous Survey.

(vii) Other fibre pulp in 1988 is 15.5 million tons, 9 percent of total capacity for paper pulp. 14 million tons are in the developing countries including China, where pulp of other fibres than wood constitutes 51 percent of total pulp for paper. In this Survey only a slight increase is predicted. China indicates no change.

(viii) The reported increases in capacity for the main types of paper and paperboard in 1988 were much as predicted in 1987: newsprint increased by 1.5 million tons to 34.2 million tons; printing and writing by 4.0 million tons to 67.5 million tons and other paper and paperboard by 4.1 million tons to 140.9 million tons. The projected increase for these three products over the period of the Survey are for newsprint 6.6 million tons with a growth rate of 3.6 percent per year, printing and writing 13.9 million tons with a growth rate of 3.8 percent per year, and for other paper and paperboard 14.8 million tons with a growth of 2.0 percent.

(ix) The apparent ratio of paper pulp to paper is 72.4 percent in 1988 and falls to 70.6 percent in 1993, a faster decline than predicted in the previous survey.

World development of capacity is illustrated in tables 1 - 17 and in figures 1 - 11 on pages XXIV to XXXVIII.

Product and Regional Trends (Tables 1 and 2)

The current Survey estimates world capacity of paper grades of pulp at 175.7 million tons in 1988, an increase of 4.5 million tons on the volume estimated for 1987. Over the period of the Survey this is expected to increase by 21.4 million tons to 197 million tons in 1993. Paper and paperboard capacity is estimated at 242.5 million tons in 1988, an increase of 9.4 million tons on 1987, 0.8 millioin tons more than predicted. By 1993 it is expected to increase by 36.6 million tons to 279.2 million tons. The growth of capacity is illustrated in Table 1.

The total capacity for pulp of paper grades in 1988 was 1.5 million tons less than expected in the previous Survey. Compared with the previous Survey the predicted growth of pulp and paper is again substantially higher.

Examination of the annual increases projected by this Survey and previous ones suggests that the five year growth rate might be expected to underestimate the actual five year growth. The growth tails off in the last two years of the Survey, in part due to the absence of firm estimates for more than a proportion of the expansions and contractions that may take place in those years (see Table 2). On the other hand, estimates made in previous Surveys for years completed have tended to overestimate the development of capacity. It should be noted for example that the estimates for 1993 are based on the end of year estimate for 1992 for 80 of the 90 countries in the Survey.

Pulp for Papermaking (1. + 2.)

The estimated net increase of 21.4 million tons in capacity for pulp for papermaking 1988-93 is made up of an increase in mechanical wood pulp of 0.7 million tons and increases in thermo-mechanical of 6 million tons, in semi-chemical 0.6 million tons and chemical wood pulp 13.7 million tons. The increase in other fibre pulp is estimated at 0.2 million tons. The forecast increase in all woodpulp grades is again substantially higher than in the previous Survey. Only two countries provide forecasts for other fibre pulp.

Of total world capacity for pulp for papermaking, developed market economies account for 76 percent, centrally planned for 15.5 percent, while the developing market economies' capacity constitutes 8.5 percent.

Market Pulp

The world capacity for market pulp production was estimated at 33 million tons in 1988, with the indication of an increase to 36.2 million tons by 1991.
The regional distribution was 14.9 million tons in Northern America, 6.0 million tons in the Nordic countries, 3.6 million tons in the rest of Western Europe, 2.0 million tons in the USSR, 2.3 million tons in Latin America, 0.7 million tons in Oceania and 0.4 million tons in developing Africa.

Woodpulp for Papermaking (1. Table 3)

The estimated addition of 21.4 million tons to the 1988 capacity of 160.2 million tons will bring the world total to 181.6 million tons in 1993. The estimated increase is 27 percent higher than the estimate made in the previous Survey. Of the 1988 woodpulp capacity, 82 percent is in developed market economies, 11 percent in developed centrally planned economies in Eastern Europe and the USSR, and 7 percent in developing countries including China.

Mechanical Pulp (1.1 Table 4)

Compared with the previous Survey, the capacity for mechanical pulp production shows an appreciable increase. The volume reported for 1988 is 1.2 million tons more than the volume reported for 1987. A further increase of 0.7 million tons is predicted by 1993. Practically all the production is made from coniferous raw material.

Thermo-mechanical Pulp (1.2 Table 5)

Growth in thermo-mechanical pulp was 3 million tons to 16.7 million tons in 1988, and the estimated expansion to 1993 is 6 million tons. 96 percent of world capacity in 1988 was in developed market economies, and 47 percent in Northern America. In this Survey half the forecast growth is in Northern America (3.6 million tons) and most of the rest in Western Europe (1.5 million tons). Practically all the volume for which raw material is recorded is manufactured from coniferous wood.

Semichemical Woodpulp (1.3 Table 6)

An increase in semichemical pulp capacity of 0.2 million tons is reported between 1987 and 1988. The world capacity is put in this Survey at 9.6 million tons. This is estimated to increase by 0.6 million tons by 1993. 95 percent of capacity for which the species of wood raw material is identified used non-coniferous wood.

Chemical Woodpulp (1.4 Table 7)

Total capacity for chemical woodpulp for papermaking is estimated at 109.3 million tons. Growth to 1993 is estimated at 13.7 million tons, 40 percent more than in the previous Survey.

For 85 percent of chemical pulp capacity the wood species of the raw material used has been indicated. 30.7 million tons or 32 percent of the attributed capacity used non-coniferous wood, 26.8 million tons being bleached sulphate (47 percent of that type).

Other Fibre Pulp (2. Table 8)

The estimate of capacity for other fibre pulp is 15.5 million tons. 89 percent of this capacity is in developing countries and it constitutes 51 percent of their paper pulp capacity in 1988. The estimated growth to 1993 is available for only two countries. China, with 8.9 million tons, accounts for 52 percent of world capacity, while India, with 2 million tons, accounts for about 13 percent.

The type of raw material used is estimated for 60 percent of the capacity; 35 percent uses straw, 15 percent bagasse, 11 percent bamboo and the remainder other fibres. In Latin America bagasse predominates, in developing market economies of Asia bamboo is most important and in China 45 percent of this pulp is based on straw.

Waste Paper Pulp (Table 17)

The volume of capacity of waste paper pulp for paper and board was indicated by 16 countries and is shown in Table 17.

Dissolving Pulp (3. Table 9)

The total volume of 5.1 million tons constitutes 3 percent of world pulp production, 0.6 million tons less than in 1987. However predicted growth is 0.2 million tons in this Survey. More than 80 percent is produced as market pulp. 52 percent is from non-coniferous raw material.

Paper and Paperboard (4. Table 10)

The total world capacity for paper and paperboard in 1988 was 242.5 million tons, an increase of 9.4 million tons or 4 percent on 1987. The estimated growth to 1993 is 36.6 million tons to a total of 279 million tons. This estimated growth is 30 percent greater than the increase predicted in the previous Survey. 76 percent of world capacity in 1988 is in developed market economies, 10 percent in developing market economies and 14 percent in centrally planned.

Newsprint (4.1 Table 11)

World newsprint capacity of 34.1 million tons constitutes 14 percent of world paper and paperboard capacity. The increase from 1987 was 1.4 million tons as predicted in the 1987 Survey. Estimated growth of 6.6 million tons to 1993 is more than that predicted in the 1987 Survey.

Other Printing and Writing Paper (4.2 Table 12)

World capacity of other printing and writing paper in 1988 was 67.5 million tons, an increase of 4.0 million tons over 1987. This compares with the projected increase of 3.2 million tons in the 1987 Survey.

Estimated growth to 1993 is 13.8 million tons, bringing the total to 81.3 million tons.

Other Paper and Paperboard (4.3 Table 13)

Total world capacity in 1988 is 140.9 million tons, an increase of 4.1 million tons over 1987. This compares with a predicted increase of 3.2 million tons in the 1987 Survey. Growth over the five year period to 1993 is estimated at 14.8 million tons, to 155.7 million tons.

Ratio of Paper Pulp to Paper and Paperboard Capacity (Table 14)

The current Survey suggests that the ratio between pulp and paper capacity will continue its decreasing trend but somewhat more steeply than in previous surveys, falling from 73.7 in 1987 to 72.4 in 1988 and 70.6 in 1993.

Comparison with Earlier Surveys (Tables 15 and 16)

In Table 15, the estimate of total capacity in the first year of each Survey and estimate of increase over the period is shown. It should be noted that data published in the 1980, 1981 and 1982 Surveys were subsequently revised to include country returns received too late to be included. 1982 and 1983 include the revision of data for China. With the exception of the estimate made in the 1970 Survey of paper capacity growth, the estimates for the periods completed during the seventies have tended to be substantial overestimates of actual expansion. The 1970 estimate for pulp growth of 29 million tons compares with actual growth of 22.7 million tons and the 1978 estimates for pulp and paper respectively of 19.1 and 26.6 million tons compare with recorded growth to 1983 adjusted for the data revision for China of 12.5 and 21.2 million tons. Consideration of this adjustment is also essential in interpreting the comparison between predicted and actual growth over the period 1979-84. It is noteworthy that for those periods up to the 1984 Survey, both the actual growth and estimates of growth have a diminishing tendency. The 1985 Survey returns show a somewhat higher growth prediction than in the most recent years and this is more or less sustained in this 1988 Survey. The 1987 Survey showed a 35 percent increase in the growth of pulp, and a 20 percent increase in the growth of paper, compared with the 1986 Survey. The 1988 Survey indicates a further increase in predicted growth of pulp and paper compared with 1987. The 1983-88 Survey substantially underestimated the actual growth to 1988.

Enquête de la FAO sur la capacité mondiale de production de pâte et de papier 1988-1993

par le Secrétariat

Les recensements annuels FAO des capacités mondiales de production de pâte et de papier se fondent sur les chiffres envoyés en début d'année par les correspondants de nombreux pays du monde, ainsi que sur des estimations du Secrétariat pour les autres pays. Dans la plupart des cas, les données sont fournies par les associations professionnelles nationales du secteur de la pâte et du papier. Les renseignements concernant les projets de développement pour le futur sont obtenus auprès des compagnies elles-mêmes en moyenne environ six mois avant que les données ne soient communiquées à la FAO. En conséquence, les résultats reflètent les opinions et les prévisions des industries du secteur au milieu de la première année de la période couverte. Des changements ultérieurs des conditions économiques, financières et commerciales peuvent entre temps avoir modifié leurs projets et leurs prévisions. Pour l'étude 1988/93, de nouvelles estimations nous sont parvenues à temps pour 41 pays. Pour les autres, on a conservé les estimations de l'enquête 1987-92, en reprenant pour 1993 les chiffres donnés pour 1992.

La couverture, le contenu et la présentation de l'étude sont les mêmes que l'année dernière. L'enquête comprenait également une question sur la pâte tirée des vieux papiers utilisée pour la production de papier et de carton à laquelle 16 pays ont répondu. Les données ont été classées et traitées sur ordinateur, et on a utilisé un questionnaire informatisé. La présentation des données est caractérisée par les points suivants.

(i) Les tableaux par pays pour la pâte et le papier sont présentés chacun sur une page.

(ii) Les tableaux régionaux reproduisent tous les détails donnés dans les tableaux par pays. En outre, ces tableaux indiquent, pour chaque groupe de produits, le volume pour lequel on ne connaît pas la ventilation détaillée par produit spécifique. On voit ainsi tout de suite la portée de l'information détaillée.

(iii) Les tableaux par produit indiquent la capacité de production par pays, pour tous les produits et groupes de produits codés. Ils y figurent dans l'ordre du numéro de code.

On a établi une liste des projets d'expansion qui est publiée séparément sous le titre "Projets d'usines de pâte et de papier dans le monde en 1988-1995".

Les pays suivants ont fourni des données à temps pour que l'on puisse en tenir compte: Algérie, Allemagne (République fédérale d'), Australie, Bangladesh, Birmanie, Brésil, Canada, Chili, Chine, Chypre, Colombie, Corée (République de), Espagne, Etats-Unis d'Amérique, Finlande, France, Hongrie, Israel, Jamaique, Japon, Jordanie, Mexique, Norvège, Nouvelle-Zélande, Paraguay, Pays-Bas, Pologne, Portugal, Royaume-Uni, Soudan, Sri Lanka, Suède, Suisse, Swaziland, Syrie, Tanzanie, Thailande, Tunisie, Uruguay, Venezuela, Zambie et Zimbabwe. Ces 41 pays représentent 84 pour cent de la capacité mondiale. Les réponses des pays en développement couvraient 66 pour cent de leur capacité totale de production. Noter que, dans cette édition, les données relatives à la Chine excluent la province de Taiwan.

Symboles utilisés dans les tableaux

.	DONNEES GLOBALES
*)	DONNEES ESTIMEES
DONNEES EN RETARD	DONNEES RECUES APRES LA DATE LIMITE POUR LE RAPPORT REVISION NON INCLUE DANS LES TABLEAUX PAR REGION ET PRODUITS

Résumé

Les principales conclusions de l'enquête 1988-93 sont les suivantes:

(i) L'augmentation de la capacité de production de pâte et de papier en 1987-88 est égale à celle qui avait été indiquée dans l'enquête de 1987. Les estimations de l'augmentation pendant la période 1988-93 en ce qui concerne la pâte sont encore sensiblement supérieures aux estimations correspondantes pour la période couverte par le rapport précédent.

(ii) La capacité de production de pâte à papier a augmenté de 4,5 millions de tonnes en 1988, soit 2,6 pour cent et on estime qu'elle passera de 175,7 millions de tonnes en 1988 à 197 millions de tonnes en 1993. Cette augmentation de 21,4 millions de tonnes représente un taux d'expansion annuel de 2,5 pour cent, supérieur à celui qui était indiqué dans l'enquête précédente.

(iii) La capacité mondiale de production de papier et de carton a augmenté de 9,4 millions de tonnes en 1988, soit 4 pour cent, alors que l'augmentation en 1987 avait été de 3 pour cent. Cette capacité de production devrait augmenter encore de 36,7 millions de tonnes entre 1988 et 1993, passant de 242,5 millions de tonnes à 279 millions de tonnes, soit un taux d'expansion moyen de 2,9 pour cent, supérieur à celui qui avait été indiqué dans l'enquête précédente.

(iv) La capacité de production de pâte mécanique a augmenté de 4,8 pour cent en 1988 à 26,1 millions de tonnes. L'on prévoit une légère augmentation de 0,7 million de tonnes d'ici à 1993.

(v) La capacité de production de pâte thermomécanique a augmenté de 3 millions de tonnes passant à 16 millions de tonnes. Cette capacité de production devrait augmenter de 6 millions de tonnes d'ici 1993.

(vi) L'augmentation nette de la capacité de production de pâte chimique en 1988 a été d'environ 1,5 million de tonnes alors que l'augmentation prévue était de 2,2 millions de tonnes. L'augmentation de 13,7 millions de tonnes prévue pour 1993 fera passer la production de 109,3 à 123 millions de tonnes; cette croissance sera plus rapide que celle indiquée dans l'enquête précédente.

(vii) La capacité de production des pâtes d'autres fibres pour 1988 est estimée à 15,5 millions de tonnes, soit 9 pour cent de la capacité totale pour la pâte à papier. De cette capacité de production, 14 millions de tonnes se trouvent dans les pays en développement y compris la Chine, où la pâte d'autres fibres que celles du bois constitue 51 pour cent du total de la pâte pour la fabrication du papier. Dans cette étude, seule une légère augmentation est prévue. La Chine n'indique aucun changement.

(viii) Les augmentations de la capacité de production signalées pour les principaux types de papier et de carton en 1988 sont restées les mêmes que celles qui avaient été prévues en 1987: la capacité de production de papier journal a augmenté de 1,5 million de tonnes, passant à 34,2 millions de tonnes; les papiers d'impression et d'écriture ont augmenté de 4 millions de tonnes, passant à 67,5 millions de tonnes et les autres papiers et cartons de 4,1 millions de tonnes, atteignant 140,9 millions de tonnes. Les augmentations prévues en ce qui concerne ces trois produits pour la période sur laquelle porte l'enquête sont: pour le papier journal 6,6 millions de

tonnes avec un taux de croissance de 3,6 pour cent par an, pour le papier d'impression et d'écriture 13,9 millions de tonnes avec un taux de croissance de 3,8 pour cent par an et pour les autres papiers et cartons 14,8 millions de tonnes avec un taux de croissance de 2 pour cent, soit des taux supérieurs à ceux prévus dans l'enquête précédente.

(ix) Le rapport apparent entre pâte et papier, qui était de 72,4 pour cent en 1988, devrait tomber à 70,6 pour cent en 1993, baisse plus rapide que celle prévue dans l'enquête précédente.

Les tableaux 1 à 17 et les figures 1 à 11 illustrent le développement de la capacité mondiale de production de pâte et de papier (pages XXIV à XXXVIII).

Tendances par produit et tendances régionales (Tableaux 1 et 2)

Selon l'enquête de cette année, la capacité mondiale de production de pâte à papier serait de 175,7 millions de tonnes en 1988, ce qui représente une augmentation de 4,5 millions de tonnes par rapport au volume estimé pour 1987. Pendant la période couverte, il devrait y avoir une augmentation de 21,4 millions de tonnes, de sorte que la capacité serait de 197 millions de tonnes en 1993. La capacité de production de papier et de carton a été estimée à 242,5 millions de tonnes en 1988, soit une augmentation de 9,4 millions de tonnes par rapport à 1987, 0,8 million de tonnes en plus que prévu. On prévoit une augmentation de 36,6 millions de tonnes d'ici à 1993, ce qui porterait la capacité totale à 279,2 millions de tonnes. Le tableau 1 illustre cette expansion.

En 1988, la capacité totale de production de pâte à papier était de 1,5 million de tonnes de moins que prévu par l'enquête précédente. La nouvelle enquête prévoit un taux d'expansion de la pâte et du papier supérieur à ce qui avait été prévu dans l'étude précédente.

L'examen des augmentations annuelles prévues par cette enquête et par les précédentes suggère que le taux d'expansion quinquennal pourrait en fait être sous-estimé. La croissance s'arrête au cours des deux dernières années de l'enquête, en partie faute d'estimations fermes pour une partie des expansions et des contractions qui sont susceptibles de se produire ces années-là (Voir Tableau 2). D'autre part, les estimations faites au cours des enquêtes précédentes pour des périodes actuellement dépassées ont eu tendance à surestimer le développement de la capacité. Il convient de noter par exemple que les estimations 1993 se fondent sur des estimations relatives à la fin de l'année 1992 pour 80 des 90 pays sur lesquels porte l'enquête.

Pâte à papier (1. + 2.)

L'augmentation nette de la capacité de production de pâte à papier de 21,4 millions de tonnes entre 1988 et 1993 se compose comme suit: augmentation de 0,7 million de tonnes pour la pâte mécanique de bois et augmentations de 6 millions de tonnes pour la pâte thermomécanique, de 0,6 million de tonnes pour la pâte mi-chimique et de 13,7 millions de tonnes pour la pâte chimique de bois. Pour les pâtes d'autres fibres, on estime que l'augmentation sera de 0,2 million de tonnes. L'augmentation prévue dans toutes les catégories de pâte de bois est beaucoup plus élevée que dans l'enquête précédente. Deux pays seulement fournissent des prévisions pour les pâtes d'autres fibres.

En ce qui concerne la capacité mondiale totale de production de pâte à papier, elle se compose comme suit: 76 pour cent dans les pays développés à économie de marché, 15,5 pour cent dans les pays à planification centrale et 8 pour cent dans les pays en développement à économie de marché.

Pâte marchande

La capacité mondiale de production de pâte marchande est estimée à 33 millions de tonnes en 1988, et l'on prévoit une augmentation en 1991, ce qui porterait ce chiffre à 36,2 millions de tonnes. Par région, les chiffres sont les suivants: 14,9 millions de tonnes en Amérique du Nord, 6 millions de tonnes dans les pays nordiques, 3,6 millions de tonnes dans le reste de l'Europe, 2 millions de tonnes en URSS, 2,3 millions de tonnes en Amérique latine, 0,7 million de tonnes en Océanie et 0,4 million de tonnes dans les pays en développement d'Afrique.

Pâte de bois destinée à la papeterie (1. Tableau 3)

L'expansion estimée à 21,4 millions de tonnes de la capacité par rapport à 1988 amènera le total mondial à 181,6 millions de tonnes en 1993. L'augmentation estimée est de 27 pour cent supérieure à celle de l'enquête précédente. La capacité de production de pâte de bois en 1988 se compose comme suit: 82 pour cent dans les pays développés à économie de marché, 11 pour cent dans les pays développés à planification centrale d'Europe orientale et en URSS et 7 pour cent dans les pays en développement, y compris la Chine.

Pâte mécanique (1.1 Tableau 4)

Comparée à l'enquête précédente, la capacité de production de pâte mécanique a augmenté de façon appréciable. Le volume signalé pour 1988 est supérieur de 1,2 million de tonnes au volume indiqué pour 1987. On prévoit encore une augmentation de 0,7 million de tonnes d'ici à 1993. La quasi-totalité de la production est dérivée de bois de conifères.

Pâte thermomécanique (1.2 Tableau 5)

L'expansion de la pâte thermomécanique a été de 3 millions de tonnes atteignant un total de 16,7 millions de tonnes en 1988, et on prévoit d'ici à 1993 une augmentation de 6 millions de tonnes. 96 pour cent de la capacité mondiale en 1988 se trouvaient dans les pays développés à économie de marché et 47 pour cent en Amérique du Nord. La moitié de la croissance prévue dans la présente enquête se situe en Amérique du Nord (3,6 millions de tonnes) et l'essentiel du reste en Europe de l'Ouest (1,5 million de tonnes). Pratiquement tout le volume de pâte dont on connaît la matière première est fabriqué à partir de conifères.

Pâte de bois mi-chimique (1.3 Tableau 6)

La capacité de production de pâte mi-chimique a augmenté de 0,2 million de tonnes entre 1987 et 1988. La capacité mondiale est estimée à 9,6 millions de tonnes, et l'on prévoit une augmentation de 0,6 million de tonnes d'ici à 1993. 95 pour cent de la partie de la production dont on connaît la matière première sont dérivés de bois de non-conifères.

Pâte chimique de bois (1.4 Tableau 7)

La capacité totale de pâte chimique de bois pour la papeterie est estimée à 109,3 millions de tonnes. La croissance prévue jusqu'en 1993 est estimée à 13,7 millions de tonnes, soit 40 pour cent de plus que dans l'enquête précédente.

L'essence utilisée comme matière première est indiquée pour 85 pour cent de la capacité de pâte chimique. 32 pour cent de cette quantité (30,7 millions de tonnes) sont constitués par des pâtes d'essences non-conifères, et 26,8 millions de tonnes de pâte au sulfate blanchie (47 pour cent de ce type de pâte).

Pâtes d'autres fibres (2. Tableau 8)

L'estimation de la capacité totale de production de pâtes d'autres fibres s'établit à 15,5 millions de tonnes. 87 pour cent de cette capacité se trouvent dans des pays en développement et représentent 51 pour cent de leur capacité de production de pâte à papier en 1988. La croissance d'ici à 1993 est disponible seulement pour deux pays. La Chine, avec 8,9 millions de tonnes, représente 52 pour cent de la capacité mondiale, et l'Inde, avec 2 millions de tonnes, environ 13 pour cent.

La nature de la matière première utilisée est indiquée pour 60 pour cent de la capacité: il s'agit de la paille dans une proportion de 35 pour cent; de la bagasse, 15 pour cent; du bambou, 11 pour cent et le reste provient d'autres matières premières fibreuses. En Amérique latine c'est la bagasse qui domine. Dans les pays en développement d'Asie à économie de marché c'est le bambou et en Chine 45 pour cent de cette pâte proviennent de la paille.

Pâte tirée des vieux papiers (Tableau 17)

Le volume de la capacité de la pâte tirée des vieux papiers utilisée pour la production de papier et de carton à été fourni par 16 pays et est indiqué au Tableau 17.

Pâte à dissoudre (3. Tableau 9)

Le volume total de ce type de pâte, de 5,1 millions de tonnes, constitue 3 pour cent de la production mondiale de pâte; dans ce secteur, l'expansion devrait être de 0,2 million de tonnes selon l'enquête. Plus de 80 pour cent de la pâte de ce type produite est de la pâte marchande. 52 pour cent proviennent d'essences non conifères.

Papiers et cartons (4. Tableau 10)

La capacité mondiale totale de papier et de carton s'est élevée à 242,5 millions de tonnes en 1988, soit une augmentation de 9,4 millions de tonnes, (4 pour cent) par rapport à 1987. On estime que l'augmentation d'ici à 1993 sera de 36,6 millions de tonnes, ce qui portera le total à 279 millions de tonnes. L'expansion estimée dépasse de 30 pour cent l'augmentation prévue dans l'enquête précédente. En 1988, 76 pour cent de la capacité mondiale se trouvaient dans les pays développés à économie de marché, 10 pour cent dans les pays en développement à économie de marché et 14 pour cent dans les pays à planification centrale.

Papier journal (4.1 Tableau 11)

La capacité mondiale de production de papier journal, qui s'élève à 34,7 millions de tonnes, représente 14 pour cent de la capacité mondiale de production de papier et carton. L'augmentation par rapport à 1988 est de 1,4 million de tonnes, donc égale à ce qui était prévu dans l'étude de 1987. L'augmentation estimée de 6,6 millions de tonnes représente plus du double de celle prévue dans l'enquête de 1987.

Autres papiers d'impression et d'écriture (4.2 Tableau 12)

En 1988, la capacité mondiale de production d'autres papiers d'impression et d'écriture s'élevait à 67,5 millions de tonnes, c'est-à-dire, 4 millions de tonnes de plus qu'en 1987, alors que l'enquête de 1987 prévoyait une augmentation de 3,2 millions de tonnes.

Les estimations concernant la croissance d'ici à 1993 sont de 13,8 millions de tonnes, ce qui porterait le total à 81,3 millions de tonnes.

Autres papiers et cartons (4.3 Tableau 13)

La capacité mondiale totale de production en 1988 est de 140,9 millions de tonnes, soit une augmentation de 4,1 millions de tonnes par rapport à 1987, alors que l'enquête de 1987 prévoyait une augmentation de 3,2 millions de tonnes. On estime que, d'ici à 1993 - c'est-à-dire dans les cinq ans à venir - la croissance devrait atteindre 14,8 millions de tonnes, ce qui porterait le total à 155,7 millions de tonnes.

Rapport pâte à papier/papiers et cartons (Tableau 14)

Selon la présente enquête, le rapport entre la capacité de production de pâte et celle de papier continuera à diminuer, mais d'une façon beaucoup plus marquée que dans les études précédentes, passant de 73,7 pour cent en 1987 à 72,4 pour cent en 1988 et 70,6 en 1993.

Comparaison avec les enquêtes précédentes (Tableaux 15 et 16)

Le tableau 15 donne l'estimation de la capacité totale pendant la première année de chaque enquête et l'estimation de l'augmentation pendant la période étudiée. Il convient de noter que les données publiées dans les enquêtes pour 1980, 1981 et 1982 ont été révisées ultérieurement, certains pays ayant communiqué trop tard leurs statistiques pour qu'il soit possible d'en tenir compte. Les statistiques pour 1982 et 1983 tiennent compte des données fournies par la Chine. A l'exception de l'estimation de 1970, les prévisions relatives aux autres périodes s'achevant pendant les années soixante-dix ont eu tendance à surestimer considérablement l'expansion réelle de la capacité de production de papier. Pour la pâte l'estimation de l'expansion de la capacité faite en 1970, qui s'élevait à 29 millions de tonnes, est à comparer avec la croissance réelle, de 22,7 millions de tonnes; et les estimations de 1978 pour la pâte et pour le papier, respectivement de 19,1 et 26,6 millions de tonnes, sont à comparer avec la croissance réelle jusqu'en 1983 ajustée pour tenir compte des données fournies par la Chine, à savoir 12,5 et 21,2 millions de tonnes respectivement. La prise en compte de cet ajustement est également essentielle lorsqu'on compare la croissance prévue avec la croissance réelle pour la période 1979-84. Il est à noter que pour les périodes allant jusqu'à l'enquête de 1984, la tendance aussi bien de la croissance réelle que des prévisions est à la baisse. Les résultats de l'enquête de 1985 laissent prévoir une croissance légèrement supérieure à celle des dernières années. Ce schéma se répète pour l'enquête de 1986. L'enquête de 1988, confrontée à celle de 1988, permet d'observer une augmentation de 35 pour cent de la production de pâte, et de 20 pour cent en ce qui concerne la production de papier. L'enquête de 1988 indique une hausse ultérieure dans la croissance prévue de pâte et de papier comparée à 1987. L'enquête de 1983-88 a considérablement sous-estimé la croissance reélle jusqu'en 1988.

Informe sobre la Encuesta de la FAO relativa a la capacidad de producción mundial de pasta y papel 1988 - 1993

elaborado por la Secretaría

Las encuestas anuales de la FAO sobre la capacidad mundial de producción de pasta y papel se basan en los datos recibidos de los corresponsales en muchos países al comenzar el año de la publicación y en las estimaciones que hace la Secretaría en relación con los demás países. En la mayoría de los casos, los datos los facilitan las asociaciones nacionales de comerciantes de pasta y papel. La información sobre los planes futuros de desarrollo se obtiene de las empresas, por término medio unos seis meses antes de que se comunique a la FAO. En consecuencia, los resultados recogen la opinión y las expectativas de la industria a mediados del primer año sobre el cual se informa. Es posible que, entretanto, los cambios subsiguientes en las condiciones económicas, financieras y del mercado hayan dado lugar a cambios en los planes y expectativas. En el caso de la presente encuesta de 1988-93, se han recibido, a tiempo para su inclusión, nuevas estimaciones de 41 países. En relación con los restantes países se han repetido las de la encuesta de 1987-92 y las de 1993 se han considerado iguales a las de 1992.

El ámbito, el contenido y la presentación de la encuesta son idénticos a los del año pasado. La encuesta incluye un cuestionario adicional sobre desperdicios de papel, pasta de madera para papel y carton al cual han respuesto 16 países. Los datos se han almacenado y elaborado en computadores, y en la encuesta se ha utilizado un cuestionario preparado con computadora. Caben señalar las siguientes características de la presentación:

i) Se presentan en una página los cuadros relativos a la pasta y papel por países.

ii) Los cuadros por regiones incluyen todos los detalles de los cuadros por países. Además, estos cuadros muestran para cada suma de productos el volumen respecto del cual no se dispone de ningún desglose detallado ulterior de los productos que abarca. Esto indica inmediatamente el alcance de los detalles que proporciona el desglose..

iii) Los cuadros por productos indican el volumen de la capacidad de producción por países en relación con cada producto y el código de la suma de productos. Se consignan por orden numérico de códigos.

Se ha preparado una lista de los planes de expansión, que se publica por separado con el título de "Fábricas de pasta y de papel proyectadas en el mundo, 1988-94".

Los datos recibidos a tiempo para ser incluídos en la actualización corresponden a los países siguientes: Argelia, Alemania (Rep. Fed.), Australia, Bangladesh, Birmania, Brasil, Canadá, Chipre, Chile, China, Colombia, España, Estados Unidos de América, Finlandia, Francia, Hungría, Israel, Jamaica, Japón, Jordan, México, Noruega, Nueva Zelandia, Países Bajos, Paraguay, Polonia, Portugal, Reino Unido, República de Corea, Siria, Sri Lanka, Sudán, Suecia, Suiza, Swazilandia, Tailandia, Tanzania, Túnez, Uruguay, Venezuela, Zambia y Zimbabwe. Estos países representan el 84 por ciento de la capacidad mundial de producción. Los datos correspondientes a las economías en desarrollo de mercado abarcan el 66 por ciento de su capacidad total de producción. En esta edición los datos referentes a China excluyen la capacidad de la provincia de Taiwan.

Símbolos empleados en los cuadros

.	NO DESGLOSADO
*)	DATOS ESTIMADOS
DATOS RECIDIDOS CON RETRASO	INFORMACION RECIBIDA DESPUES DEL PLAZO FIJADO Y, POR LO TANTO, NO INCLUIDA EN LOS CUADROS POR REGIONES Y POR PRODUCTOS

Resumen

Las principales conclusiones de la encuesta 1988-93 son las siguientes:

i) El aumento de la capacidad de producción a partir de 1987-88 es como previsto en la encuesta de 1987. Las estimaciones del aumento para el período de 1988-93 para pasta son más altos que los cálculos correspondientes a este período en la encuesta anterior.

ii) La capacidad de producción de pasta para papel aumentó en 1988 en 4,5 millones de toneladas, es decir, en un 2,6 por ciento, y se calcula que pasará de 175,7 millones de toneladas en 1988, a 197 millones en 1993. El crecimiento de 21,4 millones de toneladas representa una tasa anual de aumento del 2,5 por ciento, que es más alto del previsto en la encuesta anterior.

iii) La capacidad de producción mundial de papel y cartón aumentó en 9,4 millones de toneladas en 1988, es decir, en un 4 por ciento, frente a un incremento del 3.0 por ciento en 1987. Se prevé que la capacidad aumentará en 36,7 millones de toneladas en el período comprendido entre 1988 y 1993, pasando de 242,5 millones a 274 millones de toneladas, y la tasa media de crecimiento del 2,9 por ciento es más alto que la pronosticada en la encuesta anterior.

iv) En 1988 se observa un aumento de 4,8 por ciento en la capacidad de producción de pasta mecánica, que aumentó a 26,1 millones de toneladas. Se preven pequeños aumentos ulteriores de 0,7 millones de toneladas hasta 1993.

v) La pasta termomecánica aumentó de 3 millones de toneladas, a 16,7 millones, un crecimiento menos rápido que el previsto en la encuesta del año pasado. Se prevé que la capacidad crecerá en 6 millones de toneladas hasta 1993.

vi) El incremento neto de la capacidad de producción de pasta química fue en 1988 de 1,5 millones de toneladas, frente a un aumento previsto de 2,2 millones. El aumento proyectado de 13,7 millones de toneladas hasta 1993 elevará la capacidad de 109,3 a 123.0 millones de toneladas, lo que representa un crecimiento mas rápido que el previsto en la encuesta anterior.

vii) La capacidad de pasta de otra fibra estimada en 1988 es de 15,5 millones de toneladas, es decir, un 9 por ciento de la capacidad total de pasta para papel. De esa cantidad, 14 millones corresponden a los países en desarrollo, inclusive China, donde la pasta de fibras distintas de la madera representa el 5 por ciento de toda la destinada a fabricar papel. En esta encuesta se prevé solo un pequeño aumento. China no señala ningun cambio.

viii) Los aumentos de la capacidad de producción de los principales tipos de papel y cartón comunicados en 1988 fueron como previstos en 1987; el papel de periódico aumentó en 1,5 millones de toneladas a 34,2 millones; el papel de imprenta y de escribir en 4 millones de toneladas a 67,5 millones, y otros tipos de papel y cartón en 4,1 millones de toneladas, a 140,9 millones. El aumento previsto de estas tres clases de productos durante todo el período abarcado por la encuesta es el siguiente: papel de periódico, 6,6 millones de toneladas con una tasa de crecimiento anual del 3,6 por ciento; papel de imprenta y de escribir, 13,9 millones de toneladas con una tasa anual de crecimiento del 3,8 por ciento, y otros tipos de papel y cartón, 14,8 millones de toneladas con una tasa de crecimiento del 2 por ciento, es decir, cifras todas superiores a las de la encuesta anterior.

ix) La relación aparente entre pasta para papel y papel es de 72,4 por ciento en 1988, y disminuye a 70,6 por ciento en 1993, una disminución mayor de la prevista en la encuesta precedente.

La evolución mundial de la capacidad se ilustra en los cuadros 1 a 17 y en las Figuras 1 a 11 (paginas XXIV a XXXVIII).

Tendencias regionales y de los productos (Cuadros 1 y 2)

En la presente encuesta se calcula que la capacidad mundial de producción de pasta para papel es de 175,7 de toneladas en 1988, un aumento de 4,5 millones respecto del volumen estimado para 1987. Durante el período abarcado por la encuesta se prevé que esa capacidad aumentará en 21,4 millones de toneladas, hasta la cifra de 197 millones de toneladas en 1993. La capacidad de fabricación de papel y cartón en 1988 se calcula en 242,5 millones de toneladas, un aumento de 9,4 millones respecto a 1987. Se prevé que para 1993 habrá aumentado en 36,6 millones de toneladas a 279,2 millones. El crecimiento de la capacidad se muestra en el Cuadro 1.

En 1988 la capacidad total de producción de pasta para papel fue de 1,5 millones de toneladas menor que lo previsto en la encuesta anterior. En comparación con esa encuesta, el crecimiento proyectado durante un quinquenio para pasta y para papel es más alto.

Un examen de los aumentos anuales proyectados en la presente encuesta y en otras anteriores indica que cabe esperar una subestimación del incremento quinquenal efectivo de la tasa de crecimiento correspondiente a ese período. La expansión disminuye en los dos últimos años de la encuesta, debido en parte a la carencia de estimaciones firmes respecto de una parte de las expansiones y contracciones que pueden tener lugar en esos años (véase el Cuadro 2). En cambio, en las estimaciones hechas en encuestas anteriores acerca de años ya terminados se ha solido sobreestimar el desarrollo de la capacidad. Cabe señalar, por ejemplo, que las estimaciones relativas a 1993 se basan en el cálculo hecho al final de año para 1992, correspondiente a 80 de los 90 países de la encuesta.

Pasta para la fabricación de papel (1. + 2.)

El aumento neto estimado en 21,4 millones de toneladas de la capacidad de producción de pasta para papel es el resultado global de un aumento de la capacidad de pasta mecánica de 0,7 millones de toneladas, y de incrementos de 6 millones de toneladas en la de pasta termomecánica, de 0,6 millones de toneladas en la de semiquímica y de 13,7 millones de toneladas en la de química. El crecimiento de la capacidad de producción de pasta de otras fibras se calcula en 0,2 millones de toneladas. El aumento previsto para la producción de la pulpa de madera, a todos los niveles, es sustancialmente más alto que en la encuesta anterior. Solo dos países proporcionan previsiones para pulpa de atras fibras.

De la capacidad total mundial de producción de pasta para papel, corresponde a las economías desarrolladas de mercado un 76 por ciento, a las economías centralmente planificadas un 15,5 por ciento y a las economías en desarrollo de mercado un 8,5 por ciento.

Pasta comercial

La capacidad de producción mundial de pasta comercial en 1988 se calculó en 33 millones de toneladas, con indicios de un aumento del 3 por ciento, a 36,2 millones de toneladas, en 1991. La distribución regional fue la siguiente: 14,9 millones de toneladas en América del Norte, 6,0 millones en los paises nórdicos, 3,6 millones en el resto de Europa, 2,0 millones en la U.R.S.S., 2,3 millones en América Latina, 0,7 millones en Oceanía y 0,4 millones de toneladas en los países en desarrollo de Africa.

Pasta de Madera para fabricar papel (1. Cuadro 3)

La adición prevista de 21,4 millones de toneladas a la capacidad de producción de 1988, que fue de 160,2 millones de toneladas, hará que el total mundial ascienda a 181,6 millones de toneladas en 1993. El aumento estimado es 27 por ciento más alto que el previsto en la encuesta anterior. De la capacidad de producción de pasta de madera de 1988, el 82 por ciento corresponde a las economías desarrolladas de mercado, el 11 por ciento a los países desarrollados con economías centralmente planificada de Europa oriental y la U.R.S.S. y el 7 por ciento a los países en desarrollo, con inclusión de China.

Pasta mecánica (1.1 Cuadro 4)

En comparación con la encuesta anterior, la capacidad de producción de pasta mecánica registra un notable aumento. El volumen comunicado para 1988 es superior en 1,2 millones de toneladas al notificado para 1987. Se prevé un crecimiento de 0,7 millones de toneladas en 1993. La materia prima para casi toda la producción proviene de coníferas.

Pasta termomecánica (1.2 Cuadro 5)

El crecimiento en el sector de la pasta sigue correspondiendo a la termomecánica. La expansión de la capacidad entre 1987 y 1988 fue de 3 millones de toneladas, y el aumento previsto hasta 1993 es de 6 millones. En 1988, el 96 por ciento de la capacidad mundial de producción correspondió a las economías desarrolladas de mercado, y el 47 por ciento a América del Norte. En esta encuesta la mitad del crecimiento previsto corresponde a América del Norte (3,6 millones de toneladas) y el resto en su mayor parte a Europa occidental (1,5 millones de toneladas). Practicamente todo el volumen de producción cuya materia prima se conoce se obtiene de madera de coníferas.

Pasta semiquímica de madera (1.3 Cuadro 6)

Entre 1987 y 1988 la capacidad de producción de pasta semiquímica acrece de 0,2 millones de toneladas. La capacidad mundial se establece en esta encuesta en 9,6 millones de toneladas, y se estima que aumentará en 0,6 millones para 1993. El 95 por ciento de la capacidad de producción cuya especie de origen se identifica procede de plantas no coníferas.

Pasta química de madera (1.4 Cuadro 7)

La capacidad total de pasta química de madera para papel se calcula en 109,3 millones de toneladas. Se estima que el crecimiento hasta 1993 será en 13,7 millones de toneladas, 40 por ciento más alto que la cifra de la encuesta anterior.

Se han indicado las especies utilizadas como materia prima para el 85 por ciento de la capacidad de producción de pasta química. Proceden de plantas no coníferas 30,7 millones de toneladas - es decir, el 32 por ciento de la capacidad de producción atribuida - de las cuales 26,8 millones son de pasta al sulfato blanqueada (47 por ciento de ese tipo).

Otras pastas de fibras (2. Cuadro 8)

La capacidad estimada de producción de pasta de otras fibras es de 15,5 millones de toneladas. El 89 por ciento de esta capacidad corresponde a los países en desarrollo y representa un 51 por ciento de su capacidad de producción de pasta para papel en 1988. China, con 8,9 millones de toneladas, posee el 57 por ciento de la capacidad de producción mundial, y la India, con 2 millones de toneladas, aproximadamente el 13 por ciento.

Se conoce el tipo de materia prima utilizada para el 60 por ciento de la capacidad; un 35 por ciento corresponde a la paja, un 11 por ciento al bagazo, un 13 por ciento al bambú y el resto a otras fibras. En América Latina predomina el bagazo, en las economías en desarrollo de mercado de Asia el bambú es la materia más importante, y en China el 45 por ciento de esta pasta se fabrica con paja.

Pulpa de desperdicios de papel

El volumen de la capacidad de la pulpa de desperdicios de papel para la fabricación de papel y carton ha sido proporcionado por 16 paises y se muestra en el cuadro 17.

Pasta soluble (3. Cuadro 9)

El volumen total de 5,1 millones de toneladas representa el 3 por ciento de la producción mundial de pasta, y en la presente encuesta el cresciemento de 0,2 millones de toneladas. Más del 80 por ciento se produce como pasta comercial. El 52 por ciento procede de materias primas de plantas no coníferas.

Papel y cartón (4. Cuadro 10)

La capacidad total mundial de papel y cartón fue en 1988 de 242,5 millones de toneladas, o sea, un aumento de 9,4 millones o del 4 por ciento respecto de 1987. El crecimiento estimado hasta 1993 es de 36,6 millones de toneladas, a un total de 279 millones. Este aumento es 30 por ciento más alto que al previsto en la encuesta anterior. Un 76 por ciento de la capacidad mundial en 1988 correspondió a las economías desarrolladas de mercado, un 10 por ciento a las economías en desarrollo de mercado y un 14 por ciento a las economías centralmente planificadas.

Papel prensa (4.1 Cuadro 11)

La capacidad de producción mundial de papel de periódico, de 34,1 millones de toneladas representa el 14 por ciento de la capacidad mundial de papel y cartón. El aumento respecto de 1987 fue de 1,4 millones de toneladas, cifra igual a las previsiones de la encuesta de 1987. El crecimiento estimado en 6,6 millones de toneladas es mas que el previsto en la encuesta de 1987.

Otros papeles de escritura e impresión (4.2 Cuadro 12)

La capacidad de producción mundial de otros papeles de imprenta y de escribir fue de 67,5 millones de toneladas en 1988, es decir, un aumento de 4 millones respecto de 1987, en comparación del incremento de 3,2 millones de toneladas previsto en la encuesta de 1987.

El crecimiento estimado hasta 1993 es de 13,8 millones de toneladas, con un total de 81,3 millones.

Otros papeles y cartones

La capacidad de producción mundial total en 1988 es de 140,9 millones de toneladas, es decir, un aumento de 4,1 millones en relación con 1987, mientras que el aumento proyectado en la encuesta de 1987 era de 3,2 millones de toneladas. Se calcula que el crecimiento durante el quinquenio hasta 1993 será de 14,8 millones de toneladas, a 155 millones.

Relación entre la capacidad de producción de pasta y la de papel y cartón (Cuadro 14)

La presente encuesta indica que la proporción entre capacidad de producción de pasta y la de papel seguirá disminuyendo, bajando de 73,7 en 1987 a 72,4 en 1988 y 70,6 en 1993.

Comparación con encuestas anteriores (Cuadros 15 y 16)

En el Cuadro 15 figuran la estimación de la capacidad total de producción en el primer año de cada encuesta y el aumento calculado durante todo el período. Cabe señalar que los datos publicados en las encuestas de 1980, 1981 y 1982 se revisaron posteriormente para incluir los datos enviados por algunos países, que se recibieron demasiado tarde para su inclusión. Las cifras de 1982 y 1983 tienen en cuenta la revisión de los datos correspondientes a China. Con la excepción de la estimación hecha en la encuesta de 1970 acerca del aumento de la capacidad de producción de papel, en las estimaciones referentes a los períodos concluidos durante el decenio de 1970 se ha solido sobrevalorar de forma considerable la expansión real. La estimación de 1970 del aumento de la producción de pasta fue de 29 millones de toneladas, frente a un crecimiento efectivo de 27,7 millones, y la de 1978 en relación con la pasta y el papel fue de 19,1 y 26,6 millones de toneladas, respectivamente, frente a un crecimiento registrado hasta 1983, ajustado para tener en cuenta los datos correspondientes a China, de 12,5 y 21.2 millones de toneladas. También es necesario tomar en consideración este ajuste al interpretar la comparación entre el crecimiento previsto y el real durante el período 1979-84. Cabe señalar que, para los períodos anteriores a la encuesta de 1984 tanto el crecimiento real como las estimaciones correspondientes muestran una tendencia descendente. Los resultados de la encuesta de 1985 permiten prever un crecimiento algo superior a los últimos años y esto se continúa pronosticando en la encuesta para 1987. Comparada con la encuesta de 1987, la encuesta de 1988 muestra un aumento del 35 por ciento en el crecimiento de la pasta y del 20 por ciento en el crecimiento del papel. La encuesta de 1988 indica un ulterior aumento en el crecimiento de la pasta y del papel comparado con 1987. La encuesta de 1983-88 no evalua en gran parte el crecimiento real en 1988.

TABLES AND FIGURES

TABLEAUX ET FIGURES

CUADROS Y FIGURAS

TABLE 1 : WORLD PULP, PAPER AND PAPERBOARD CAPACITY, 1978-93

	TOTAL CAPACITY Million metric tons				Annual Average Increase %		
	1978	1983	1988	1993	78-83	83-88	88-93
TOTAL WOODPULP, PAPER GRADES	134945	144007	160174	181585	1.3	2.2	2.5
MECHANICAL (a)	32635	35471	40641	47458	1.7	2.8	3.1
SEMI-CHEMICAL (b)	10457	9649	9615	10195	-1.6	-0.1	1.2
CHEMICAL	91853	98644	109321	123043	1.4	2.1	2.4
OTHER FIBRE PULP	10408	9215	15467	15660	-2.4	10.9	0.2
DISSOLVING PULP	6064	6102	5145	5324	0.1	-3.4	0.7
TOTAL PAPER AND PAPERBOARD	187602	205933	242570	279247	1.9	3.3	2.9
NEWSPRINT	26379	30773	34129	40781	3.1	2.1	3.6
PRINTING AND WRITING	42821	51319	67450	81322	3.7	5.6	3.8
OTHER PAPER AND PAPERBOARD	118396	123813	140941	155734	0.9	2.6	2.0

-------- O --------

TABLE 2: ANNUAL RATE OF INCREASE IN WORLD PULP, PAPER AND PAPERBOARD CAPACITY 1988-93

	Annual Increases %				
	1988-89	1989-90	1990-91	1991-92	1992-93
TOTAL WOODPULP, PAPER GRADES	3.1	3.5	3.4	2.2	0.9
MECHANICAL (a)	5.4	4.7	3.9	1.6	0.8
SEMI-CHEMICAL (b)	1.6	3.0	1.2	0.2	0.1
CHEMICAL	2.4	2.9	3.4	2.6	1.1
OTHER FIBRE PULP	0.2	0.2	0.6	0.2	0.0
DISSOLVING PULP	0.3	-0.1	1.3	1.7	0.2
TOTAL PAPER AND PAPERBOARD	3.8	4.3	3.8	2.1	0.9
NEWSPRINT	2.7	6.7	5.4	3.2	0.9
PRINTING AND WRITING	5.5	5.4	4.6	3.1	1.6
OTHER PAPER AND PAPERBOARD	2.3	3.2	2.9	1.4	0.5

.....

(a) Including thermomechanical pulp

(b) Including chemi-groundwood

TABLE 3: INCREASE IN CAPACITY OF TOTAL WOODPULP FOR PAPER MAKING , 1983-1993

	Capacity			Total Increase		Annual Average Increase	
	1000 Metric tons					%	
	1983	1988	1993	83-88	88-93	83-88	88-93
WORLD TOTAL	144007	160174	181585	16167	21411	2.2	2.5
DEV.ED MKT. ECONOMIES	118426	132157	147755	13731	15598	2.2	2.3
NORTHERN AMERICA	72749	80581	89792	7832	9211	2.1	2.2
JAPAN	12006	12847	14407	841	1560	1.4	2.3
WESTERN EUROPE	30518	34577	39206	4059	4629	2.5	2.5
OCEANIA	2326	2702	2900	376	198	3.0	1.4
OTHERS	827	1450	1450	623	0	11.9	0.0
DEV.ING MKT. ECONOMIES	8415	10515	15859	2100	5344	4.6	8.6
AFRICA	724	906	1092	182	186	4.6	3.8
LATIN AMERICA	5800	7011	11747	1211	4736	3.9	10.9
ASIA	1891	2598	3020	707	422	6.6	3.1
CENT. PLANNED ECONOMIES	17166	17502	17971	336	469	0.4	0.5
ASIA	1167	1885	1885	718	0	10.1	0.0
EASTERN EUROPE	4354	4382	4451	28	69	0.1	0.3
USSR	11645	11235	11635	-410	400	-0.7	0.7

Fig. 1

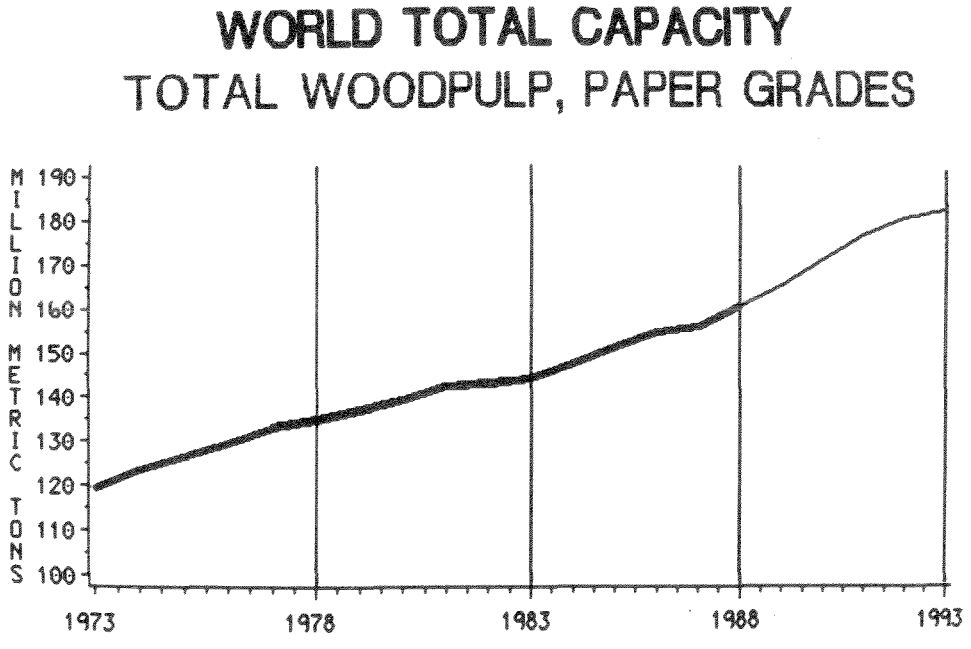

TABLE 4:INCREASE IN CAPACITY OF MECHANICAL(A) WOODPULP FOR PAPERMAKING,1983-93

	Capacity			Total Increase		Annual Average Increase	
	1000 Metric tons					%	
	1983	1988	1993	83-88	88-93	83-88	88-93
WORLD TOTAL	26091	23974	24680	-2117	706	-1.7	0.6
DEV.ED MKT. ECONOMIES	21305	18490	18609	-2815	119	-2.8	0.1
NORTHERN AMERICA	10319	9127	8836	-1192	-291	-2.4	-0.6
JAPAN	1551	1569	1622	18	53	0.2	0.7
WESTERN EUROPE	8491	6984	7331	-1507	347	-3.8	1.0
OCEANIA	740	590	600	-150	10	-4.4	0.3
OTHERS	204	220	220	16	0	1.5	0.0
DEV.ING MKT. ECONOMIES	1184	1553	2097	369	544	5.6	6.2
AFRICA	33	125	130	92	5	30.5	0.8
LATIN AMERICA	660	875	1414	215	539	5.8	10.1
ASIA	491	553	553	62	0	2.4	0.0
CENT. PLANNED ECONOMIES	3602	3931	3974	329	43	1.8	0.2
ASIA	328	518	518	190	0	9.6	0.0
EASTERN EUROPE	949	933	956	-16	23	-0.3	0.5
USSR	2325	2480	2500	155	20	1.3	0.2

.....
(A) Excluding thermomechanical pulp

Fig. 2

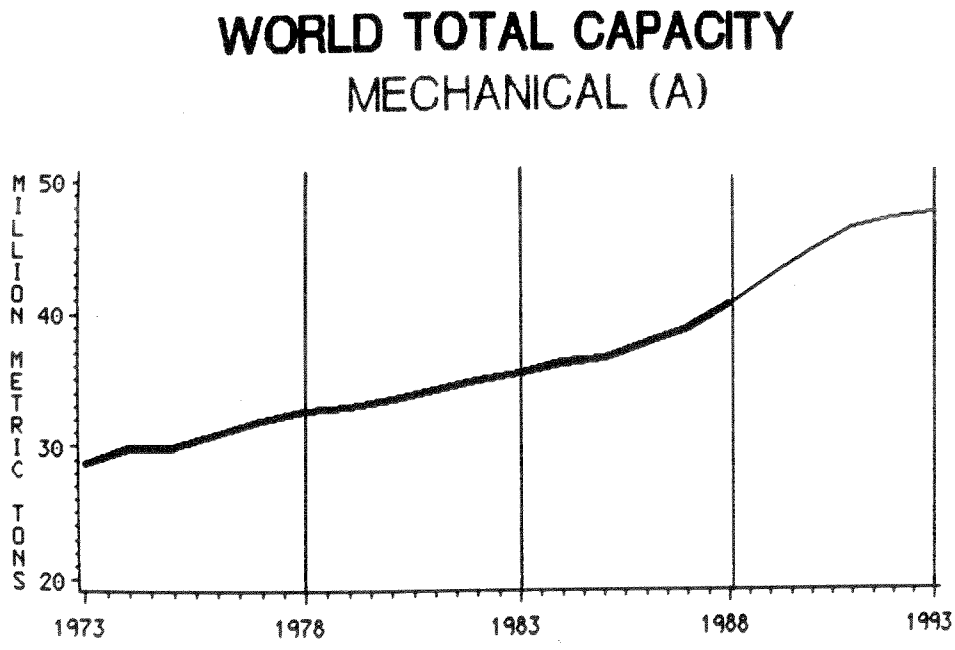

TABLE 5: INCREASE IN CAPACITY OF THERMOMECHANICAL PULP, 1983-93

	Capacity			Total Increase		Annual Average Increase	
	1000 Metric tons					%	
	1983	1988	1993	83-88	88-93	83-88	88-93
WORLD TOTAL	9380	16667	22778	7287	6111	12.2	6.4
DEV.ED MKT. ECONOMIES	9036	15907	21376	6871	5469	12.0	6.1
NORTHERN AMERICA	5122	7845	11531	2723	3686	8.9	8.0
JAPAN	995	1616	1825	621	209	10.2	2.5
WESTERN EUROPE	2481	5510	7002	3029	1492	17.3	4.9
OCEANIA	288	786	868	498	82	22.2	2.0
OTHERS	150	150	150	0	0	0.0	0.0
DEV.ING MKT. ECONOMIES	191	373	835	182	462	14.3	17.5
AFRICA	0	8	20	8	12	.	20.1
LATIN AMERICA	43	190	610	147	420	34.6	26.3
ASIA	148	175	205	27	30	3.4	3.2
CENT. PLANNED ECONOMIES	153	387	567	234	180	20.4	7.9
ASIA	33	67	67	34	0	15.2	0.0
EASTERN EUROPE	0	0	0	0	0	.	.
USSR	120	320	500	200	180	21.7	9.3

TABLE 6: INCREASE IN CAPACITY OF SEMI-CHEMICAL WOODPULP FOR PAPER MAKING, 1983-1993

	Capacity			Total Increase		Annual Average Increase	
	1000 Metric tons					%	
	1983	1988	1993	83-88	88-93	83-88	88-93
WORLD TOTAL	9649	9615	10195	-34	580	-0.1	1.2
DEV.ED MKT. ECONOMIES	7849	7718	7977	-131	259	-0.3	0.7
NORTHERN AMERICA	4623	4796	5118	173	322	0.7	1.3
JAPAN	1478	1124	1002	-354	-122	-5.3	-2.3
WESTERN EUROPE	1182	1320	1370	138	50	2.2	0.7
OCEANIA	401	314	323	-87	9	-4.8	0.6
OTHERS	165	164	164	-1	0	-0.1	0.0
DEV.ING MKT. ECONOMIES	584	783	1051	199	268	6.0	6.1
AFRICA	26	32	37	6	5	4.2	2.9
LATIN AMERICA	389	387	557	-2	170	-0.1	7.6
ASIA	169	364	457	195	93	16.6	4.7
CENT. PLANNED ECONOMIES	1216	1114	1167	-102	53	-1.7	0.9
ASIA	0	30	30	30	0	.	0.0
EASTERN EUROPE	416	449	502	33	53	1.5	2.3
USSR	800	635	635	-165	0	-4.5	0.0

Fig. 3

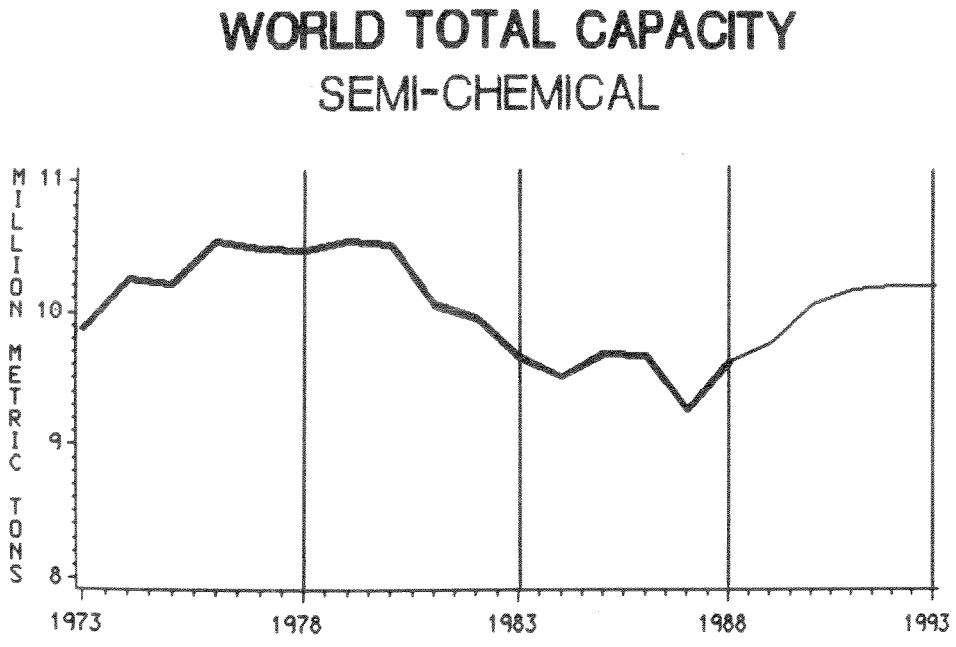

TABLE 7: INCREASES IN CAPACITY OF CHEMICAL WOODPULP FOR PAPER MAKING,1983-93

	Capacity			Total Increase		Annual Average Increase	
	1000 Metric tons					%	
	1983	1988	1993	83-88	88-93	83-88	88-93
WORLD TOTAL	98644	109321	123043	10677	13722	2.1	2.4
DEV.ED MKT. ECONOMIES	80040	89597	99070	9557	9473	2.3	2.0
NORTHERN AMERICA	52685	58813	64307	6128	5494	2.2	1.8
JAPAN	7982	8538	9958	556	1420	1.4	3.1
WESTERN EUROPE	18168	20318	22780	2150	2462	2.3	2.3
OCEANIA	897	1012	1109	115	97	2.4	1.8
OTHERS	308	916	916	608	0	24.4	0.0
DEV.ING MKT. ECONOMIES	6409	7654	11710	1245	4056	3.6	8.9
AFRICA	620	741	905	121	164	3.6	4.1
LATIN AMERICA	4706	5409	9016	703	3607	2.8	10.8
ASIA	1083	1504	1789	421	285	6.8	3.5
CENT. PLANNED ECONOMIES	12195	12070	12263	-125	193	-0.2	0.3
ASIA	806	1270	1270	464	0	9.5	0.0
EASTERN EUROPE	2989	3000	2993	11	-7	0.1	0.0
USSR	8400	7800	8000	-600	200	-1.5	0.5

Fig. 4

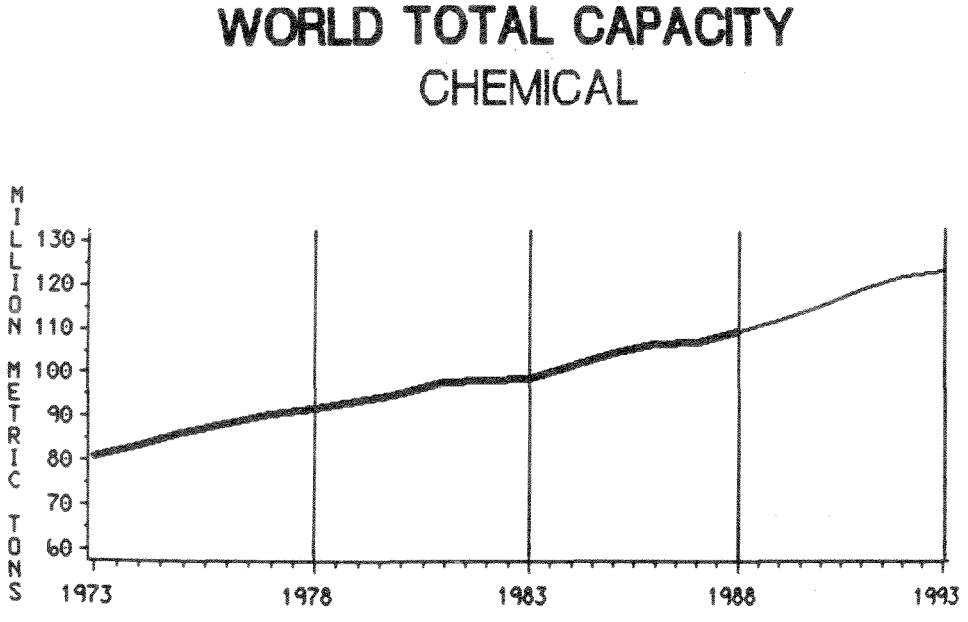

TABLE 8: INCREASES IN CAPACITY OF OTHER FIBRE PULP FOR PAPER MAKING, 1983-1993

	Capacity			Total Increase		Annual Average Increase	
	1000 Metric tons					%	
	1983	1988	1993	83-88	88-93	83-88	88-93
WORLD TOTAL	9215	15467	15660	6252	193	10.9	0.2
DEV.ED MKT. ECONOMIES	1163	866	897	-297	31	-5.7	0.7
NORTHERN AMERICA	344	312	318	-32	6	-1.9	0.4
JAPAN	4	4	4	0	0	0.0	0.0
WESTERN EUROPE	703	439	462	-264	23	-9.0	1.0
OCEANIA	10	12	14	2	2	3.7	3.1
OTHERS	102	99	99	-3	0	-0.6	0.0
DEV.ING MKT. ECONOMIES	4033	4888	5026	855	138	3.9	0.6
AFRICA	220	141	143	-79	2	-8.5	0.3
LATIN AMERICA	1440	1271	1346	-169	75	-2.5	1.2
ASIA	2373	3476	3537	1103	61	7.9	0.3
CENT. PLANNED ECONOMIES	4019	9713	9737	5694	24	19.3	0.0
ASIA	3168	9069	9069	5901	0	23.4	0.0
EASTERN EUROPE	251	264	278	13	14	1.0	1.0
USSR	600	380	390	-220	10	-8.7	0.5

Fig. 5

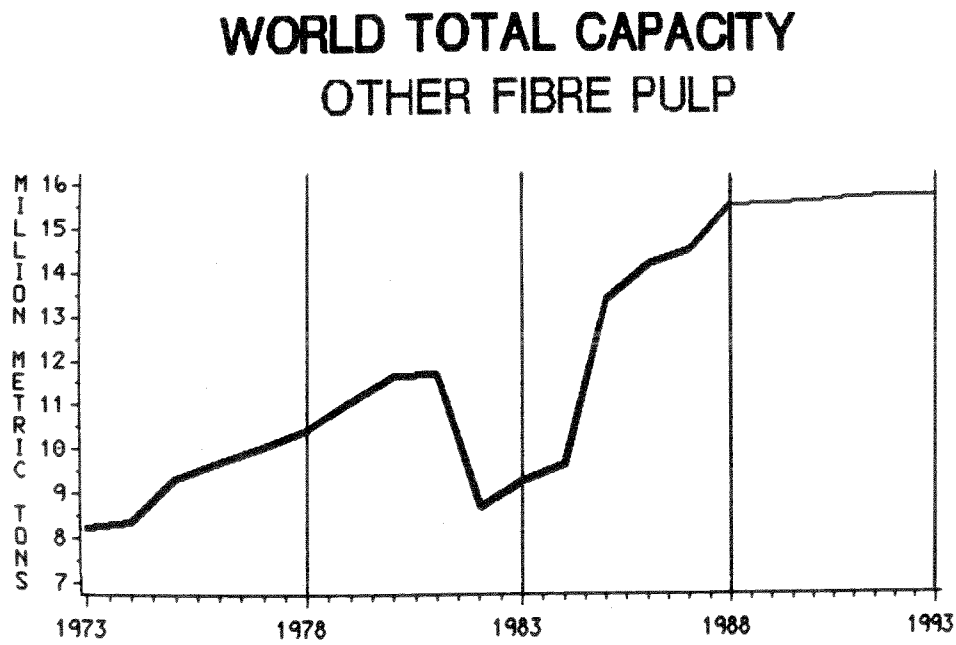

TABLE 9: INCREASES IN CAPACITY OF DISSOLVING PULP, 1983-1993

	Capacity			Total Increase		Annual Average Increase	
	1000 Metric tons					%	
	1983	1988	1993	83-88	88-93	83-88	88-93
WORLD TOTAL	6102	5145	5324	-957	179	-3.4	0.7
DEV.ED MKT. ECONOMIES	3663	3433	3527	-230	94	-1.3	0.5
NORTHERN AMERICA	1656	1548	1524	-108	-24	-1.3	-0.3
JAPAN	449	325	325	-124	0	-6.3	0.0
WESTERN EUROPE	1118	1140	1258	22	118	0.4	2.0
OCEANIA	0	0	0	0	0	.	.
OTHERS	440	420	420	-20	0	-0.9	0.0
DEV.ING MKT. ECONOMIES	252	398	448	146	50	9.6	2.4
AFRICA	0	30	30	30	0	.	0.0
LATIN AMERICA	57	98	98	41	0	11.4	0.0
ASIA	195	270	320	75	50	6.7	3.5
CENT. PLANNED ECONOMIES	2187	1314	1349	-873	35	-9.7	0.5
ASIA	30	35	35	5	0	3.1	0.0
EASTERN EUROPE	532	519	534	-13	15	-0.5	0.6
USSR	1625	760	780	-865	20	-14.1	0.5

Fig. 6

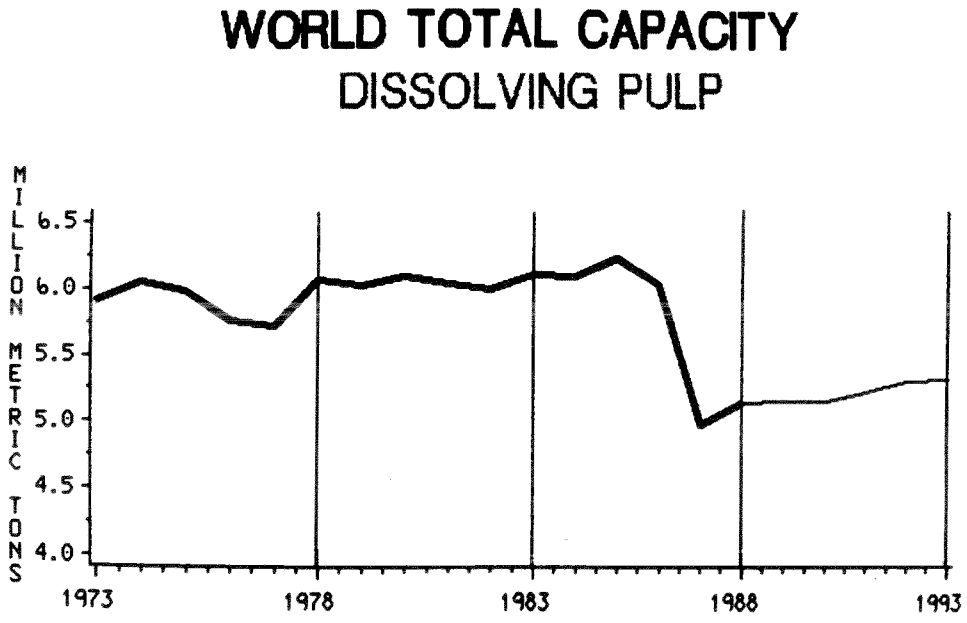

TABLE 10: INCREASES IN CAPACITY OF TOTAL PAPER AND PAPERBOARB, 1983-1983

	Capacity			Total Increase		Annual Average Increase	
	1000 Metric tons					%	
	1983	1988	1993	83-88	88-93	83-88	88-93
WORLD TOTAL	205933	242570	279247	36637	36677	3.3	2.9
DEV.ED MKT. ECONOMIES	161377	185686	214648	24309	28962	2.8	2.9
NORTHERN AMERICA	81219	90747	102912	9528	12165	2.2	2.5
JAPAN	23198	27143	31554	3945	4411	3.2	3.1
WESTERN EUROPE	52770	62997	75166	10227	12169	3.6	3.6
OCEANIA	2509	2758	2930	249	172	1.9	1.2
OTHERS	1681	2041	2086	360	45	4.0	0.4
DEV.ING MKT. ECONOMIES	18783	24889	30850	6106	5961	5.8	4.4
AFRICA	924	1048	1202	124	154	2.6	2.8
LATIN AMERICA	10240	12868	15870	2628	3002	4.7	4.3
ASIA	7619	10973	13778	3354	2805	7.6	4.7
CENT. PLANNED ECONOMIES	25773	31995	33749	6222	1754	4.4	1.1
ASIA	5837	13632	13632	7795	0	18.5	0.0
EASTERN EUROPE	6436	6763	7317	327	554	1.0	1.6
USSR	13500	11600	12800	-1900	1200	-3.0	2.0

Fig. 7

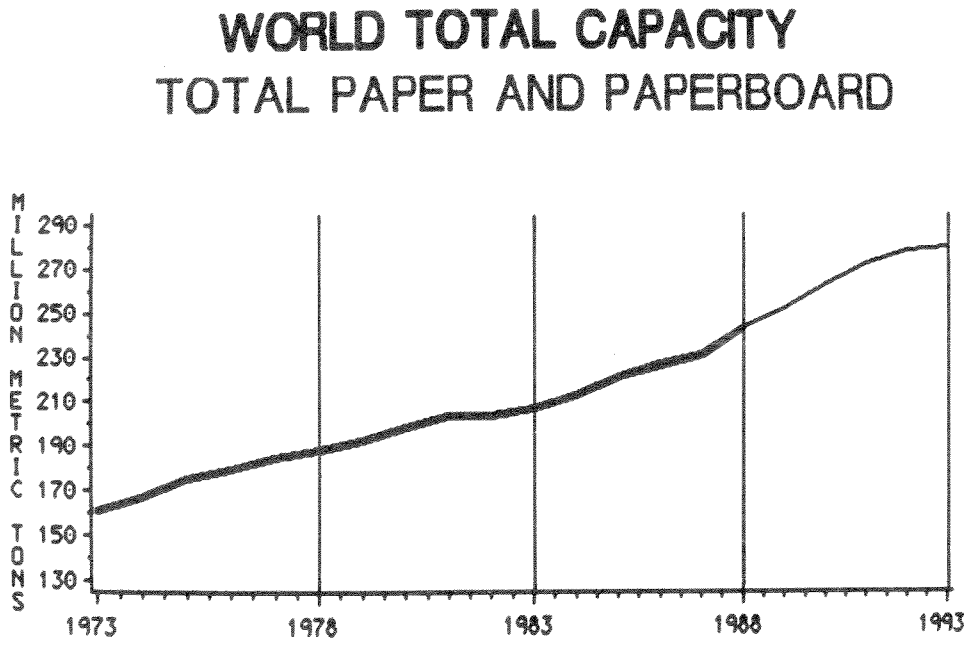

TABLE 11: INCREASES IN CAPACITY OF NEWSPRINT, 1983-93

	Capacity			Total Increase		Annual Average Increase	
	1000 Metric tons					%	
	1983	1988	1993	83-88	88-93	83-88	88-93
WORLD TOTAL	30773	34129	40781	3356	6652	2.1	3.6
DEV.ED MKT. ECONOMIES	26252	28342	33871	2090	5529	1.5	3.6
NORTHERN AMERICA	15185	15633	18295	448	2662	0.6	3.2
JAPAN	2837	3208	3936	371	728	2.5	4.2
WESTERN EUROPE	7154	8284	10388	1130	2104	3.0	4.6
OCEANIA	685	775	810	90	35	2.5	0.9
OTHERS	391	442	442	51	0	2.5	0.0
DEV.ING MKT. ECONOMIES	1753	2678	3726	925	1048	8.8	6.8
AFRICA	15	140	149	125	9	56.3	1.3
LATIN AMERICA	820	1220	1820	400	600	8.3	8.3
ASIA	918	1318	1757	400	439	7.5	5.9
CENT. PLANNED ECONOMIES	2768	3109	3184	341	75	2.4	0.5
ASIA	400	731	731	331	0	12.8	0.0
EASTERN EUROPE	468	478	503	10	25	0.4	1.0
USSR	1900	1900	1950	0	50	0.0	0.5

Fig. 8

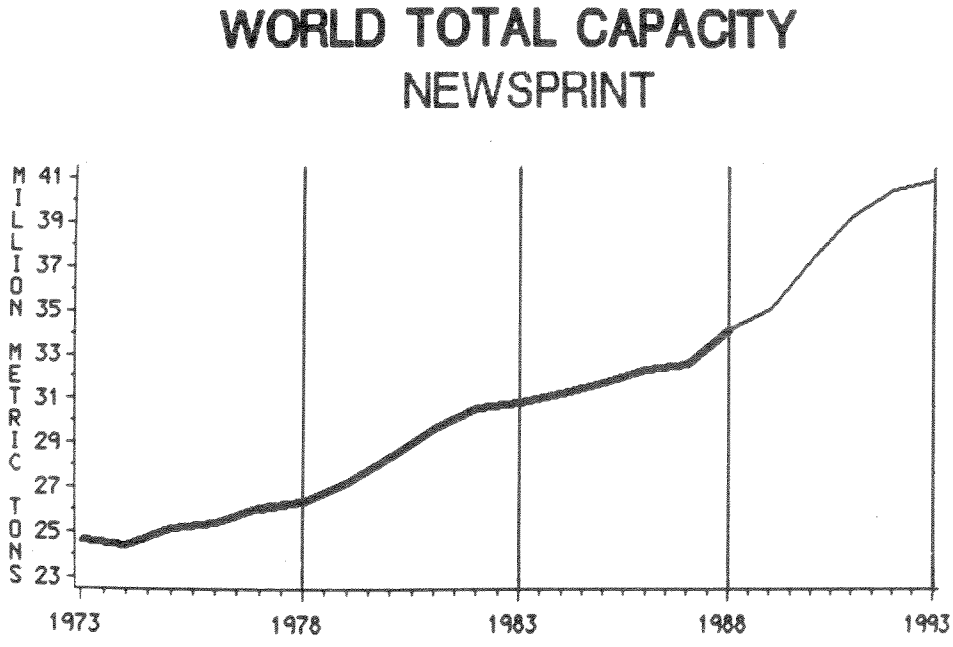

TABLE 12: INCREASES IN CAPACITY OF PRINTING AND WRITING PAPER, 1983-93

	Capacity			Total Increase		Annual Average Increase	
	1000 Metric tons					%	
	1983	1988	1993	83-88	88-93	83-88	88-93
WORLD TOTAL	51319	67450	81322	16131	13872	5.6	3.8
DEV.ED MKT. ECONOMIES	42123	54794	66697	12671	11903	5.4	4.0
NORTHERN AMERICA	18056	23688	28193	5632	4505	5.6	3.5
JAPAN	5957	7986	9944	2029	1958	6.0	4.5
WESTERN EUROPE	17505	22345	27763	4840	5418	5.0	4.4
OCEANIA	278	402	421	124	19	7.7	0.9
OTHERS	327	373	376	46	3	2.7	0.2
DEV.ING MKT. ECONOMIES	4419	6196	7897	1777	1701	7.0	5.0
AFRICA	243	301	385	58	84	4.4	5.0
LATIN AMERICA	2118	2893	4021	775	1128	6.4	6.8
ASIA	2058	3002	3491	944	489	7.8	3.1
CENT. PLANNED ECONOMIES	4777	6460	6728	1683	268	6.2	0.8
ASIA	1888	3612	3612	1724	0	13.9	0.0
EASTERN EUROPE	1239	1448	1616	209	168	3.2	2.2
USSR	1650	1400	1500	-250	100	-3.2	1.4

Fig. 9

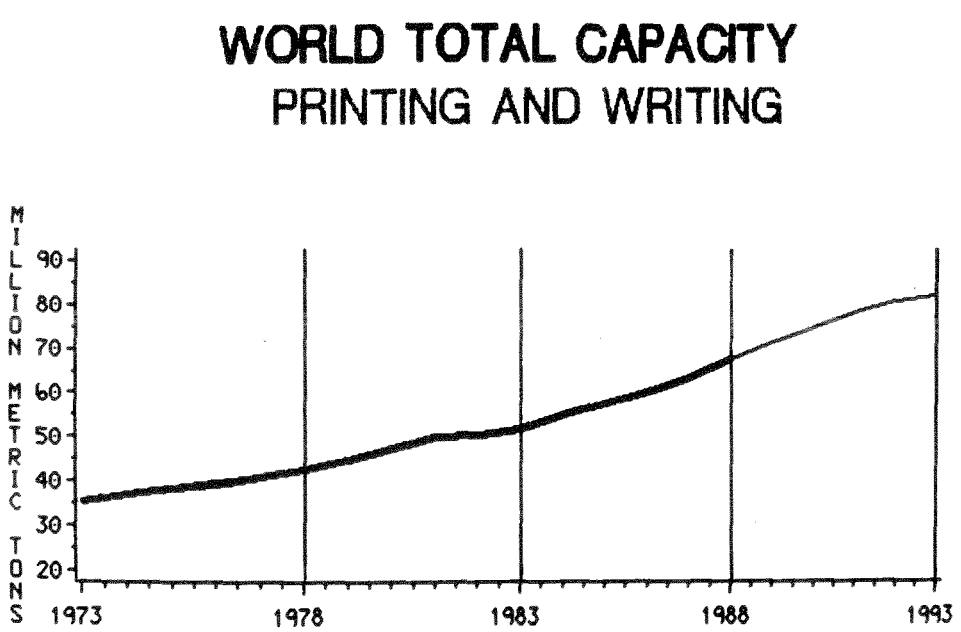

TABLE 13: INCREASES IN CAPACITY OF OTHER PAPER AND PAPERBOARD, 1983-93

	Capacity			Total Increase		Annual Average Increase	
	1000 Metric tons					%	
	1983	1988	1993	83-88	88-93	83-88	88-93
WORLD TOTAL	123813	140941	155734	17128	14793	2.6	2.0
DEV.ED MKT. ECONOMIES	93002	102550	112720	9548	10170	2.0	1.9
NORTHERN AMERICA	47978	51426	56424	3448	4998	1.4	1.9
JAPAN	14404	15949	17674	1545	1725	2.1	2.1
WESTERN EUROPE	28111	32368	35655	4257	3287	2.9	2.0
OCEANIA	1546	1581	1699	35	118	0.4	1.5
OTHERS	963	1226	1268	263	42	4.9	0.7
DEV.ING MKT. ECONOMIES	12585	15965	19177	3380	3212	4.9	3.7
AFRICA	666	597	658	-69	61	-2.2	2.0
LATIN AMERICA	7302	8755	10029	1453	1274	3.7	2.8
ASIA	4617	6613	8490	1996	1877	7.5	5.1
CENT. PLANNED ECONOMIES	18226	22426	23837	4200	1411	4.2	1.2
ASIA	3547	9289	9289	5742	0	21.2	0.0
EASTERN EUROPE	4729	4837	5198	108	361	0.5	1.4
USSR	9950	8300	9350	-1650	1050	-3.6	2.4

Fig.10

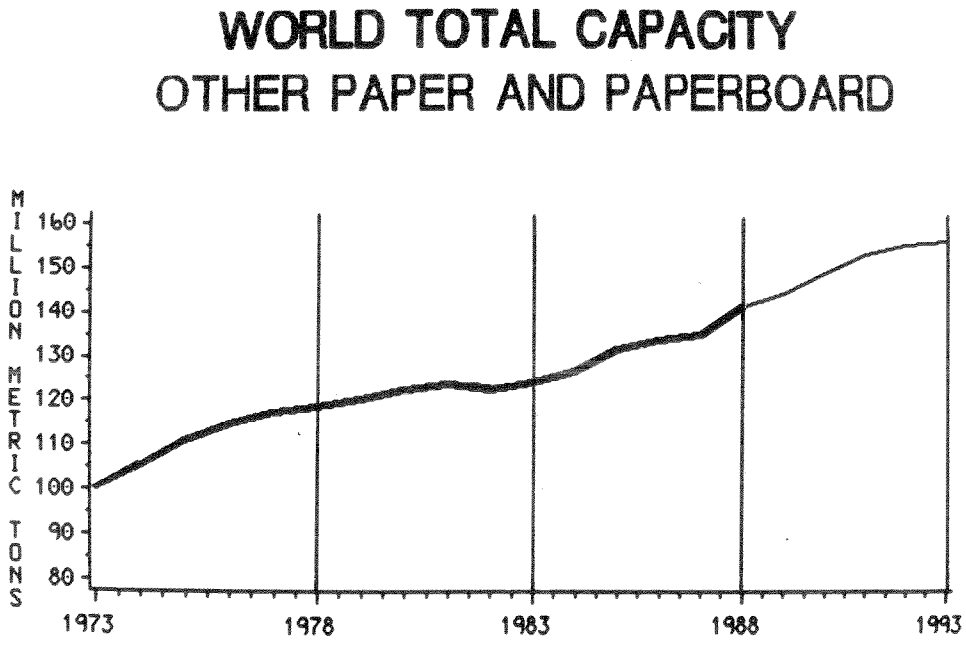

TABLE 14: PULP AND PAPER CAPACITY RATIOS

	Year	Percent
H	1969	81.5
	1970	80.4
I	1971	80.4
	1972	80.7
S	1973	79.7
	1974	79.1
T	1975	77.8
	1976	77.7
O	1977	77.7
	1978	77.5
R	1979	77.1
	1980	76.3
I	1981	75.8
	1982	74.7
C	1983	74.4
	1984	74.0
A	1985	74.6
	1986	74.6
L	1987	73.7
	1988	72.4
E		
s	1989	71.8
t	1990	71.1
i	1991	70.7
m	1992	70.7
a	1993	70.6
t		
e		

Fig. 11

PULP AND PAPER CAPACITY RATIOS

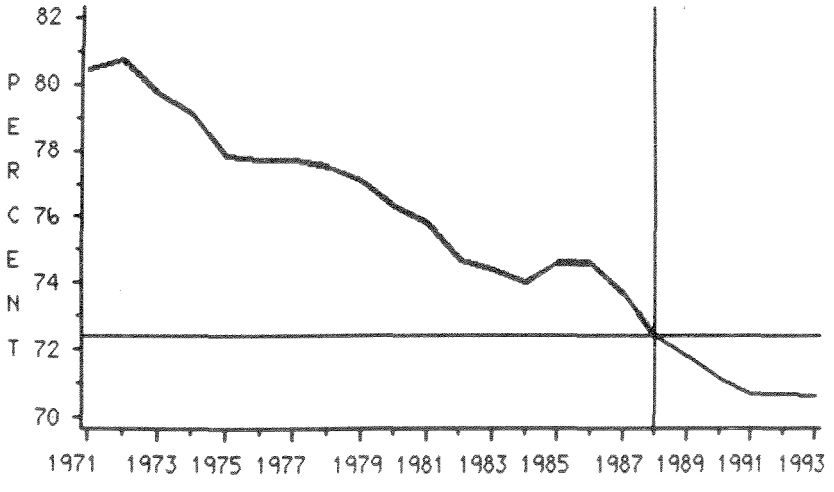

TABLE 15: SURVEY ESTIMATES OF CAPACITY AND CAPACITY INCREASE - PULP AND PAPER

Period of Survey	Total Capacity in First Year of Survey		Total Increase over Period	
	Million metric tons			
	Total Pulp for Paper	Total Paper and Paperboard	Total Pulp for Paper	Total Paper and Paperboard
1969-74	108.5	133.2	25.8	37.2
1970-75	113.5	141.1	28.9	34.4
1971-76	118.0	146.8	23.7	27.6
1972-77	122.8	152.1	24.1	27.7
1973-78	128.1	160.7	23.1	32.9
1974-79	132.1	167.0	29.9	37.2
1975-80	136.1	174.9	25.4	31.0
1976-81	139.6	179.7	23.3	28.1
1977-82	143.3	184.4	21.0	27.3
1978-83	145.4	187.6	19.1	26.6
1979-84	148.1	192.2	20.5	29.3
1980-85	150.8	197.6	17.9	26.1
1981-86	153.8	203.0	15.9	24.1
1982-87	151.5	203.0	13.4	19.0
1983-88	153.2	205.9	12.2	18.2
1984-89	157.0	212.3	11.1	17.8
1985-90	164.3	220.4	15.1	21.4
1986-91	168.4	225.8	13.7	22.8
1987-92	170.0	230.5	19.7	30.7
1988-93	175.6	242.6	21.6	36.6

------- O -------

TABLE 16: SURVEY ESTIMATES OF CAPACITY INCREASE BY MAJOR PRODUCTS

	1000 Metric tons				
	Survey 1984-89	Survey 1985-90	Survey 1986-91	Survey 1987-92	Survey 1988-93
TOTAL WOODPULP, PAPER GRADES	10069	11655	11339	17695	21411
MECHANICAL (a)	2874	4150	4966	6480	6817
SEMI-CHEMICAL (b)	435	206	146	675	580
CHEMICAL	6572	7147	6092	10237	13722
OTHER FIBRE PULP	977	3465	2422	2015	193
DISSOLVING PULP	-7	27	368	400	179
TOTAL PAPER AND PAPERBOARD	17784	21445	22792	30718	36677
NEWSPRINT	2496	2129	2720	6026	6652
PRINTING AND WRITING	7956	9383	10231	11779	13872
OTHER PAPER AND PAPERBOARD	7280	9915	9836	12911	14793

.....
(a) Including thermomechanical pulp
(b) Including chemi-groundwood

TABLE 17: Capacity of Waste paper pulp for paper and board, 1988-1993

Country	Capacity Waste paper pulp for paper and board 1000 Metric tons					
		Estimated				
	1988	1989	1990	1991	1992	1993
Algeria	50	50	50	50	50	50
Austria	510	540	580	600	620	650
Chile	100	100	109	109	109	109
China	2400	2400	2400	2400	2400	2400
Finland	350	380	420	460	490	510
France	2600	2700	2750	3000	3070	3100
Hungary	324	324	324	324	324	324
Israel	110	113	118	124	131	141
Mexico	1151	1156	1203	1191	1238	1296
Norway	154	160	160	160	160	160
Poland	520	550	650	652	680	700
Sri Lanka	15	15	15	20	20	20
Sudan	1	2	2	2	3	3
Switzerland	565	570	590	600	.	.
Uruguay	12	12	12	12	13	13
Zimbabwe	27	28	28	31	31	41

COUNTRY DATA

CHIFFRES PAR PAYS

DATOS RELATIVOS A LOS PAISES

ALGERIA

	PROCESS	1988 TOTAL CAPACITY	1988 OF WHICH MARKET PULP	1989 TOTAL CAPACITY	1989 OF WHICH MARKET PULP	1990 TOTAL CAPACITY	1990 OF WHICH MARKET PULP	1991 TOTAL CAPACITY	1991 OF WHICH MARKET PULP	1992 TOTAL CAPACITY	1993 TOTAL CAPACITY
		1000 METRIC TONS (AIR DRY) PER YEAR									
1	WOOD PULP FOR PAPER AND PAPERBOARD	0	0	0	0	0	0	0	0	0	0
1.1	MECHANICAL PULP	0	0	0	0	0	0	0	0	0	0
1.11	MECHANICAL NON-CONIFEROUS PULP	0	0	0	0	0	0	0	0	0	0
1.12	MECHANICAL CONIFEROUS PULP	0	0	0	0	0	0	0	0	0	0
1.2	THERMO-MECHANICAL PULP	0	0	0	0	0	0	0	0	0	0
1.21	THERMO-MECHANICAL NON-CONIFEROUS PULP	0	0	0	0	0	0	0	0	0	0
1.22	THERMO-MECHANICAL CONIFEROUS PULP	0	0	0	0	0	0	0	0	0	0
1.3	SEMI-CHEMICAL PULP	0	0	0	0	0	0	0	0	0	0
1.31	SEMI-CHEMICAL NON-CONIFEROUS PULP	0	0	0	0	0	0	0	0	0	0
1.32	SEMI-CHEMICAL CONIFEROUS PULP	0	0	0	0	0	0	0	0	0	0
1.4	CHEMICAL PULP TOTAL	0	0	0	0	0	0	0	0	0	0
1.41	UNBLEACHED SULPHITE PULP	0	0	0	0	0	0	0	0	0	0
1.411	UNBLEACHED NON-CONIFEROUS SULPHITE PULP	0	0	0	0	0	0	0	0	0	0
1.412	UNBLEACHED CONIFEROUS SULPHITE PULP	0	0	0	0	0	0	0	0	0	0
1.42	BLEACHED SULPHITE PULP	0	0	0	0	0	0	0	0	0	0
1.421	BLEACHED NON-CONIFEROUS SULPHITE PULP	0	0	0	0	0	0	0	0	0	0
1.422	BLEACHED CONIFEROUS SULPHITE PULP	0	0	0	0	0	0	0	0	0	0
1.43	UNBLEACHED SULPHATE PULP	0	0	0	0	0	0	0	0	0	0
1.431	UNBLEACHED NON-CONIFEROUS SULPHATE PULP	0	0	0	0	0	0	0	0	0	0
1.432	UNBLEACHED CONIFEROUS SULPHATE PULP	0	0	0	0	0	0	0	0	0	0
1.44	BLEACHED SULPHATE+SODA PULP	0	0	0	0	0	0	0	0	0	0
1.441	BLEACHED NON-CONIFEROUS SULPHATE+SODA PULP	0	0	0	0	0	0	0	0	0	0
1.442	BLEACHED CONIFEROUS SULPHATE+SODA PULP	0	0	0	0	0	0	0	0	0	0
2	PULP OF OTHER FIBRE FOR PAPER AND BOARD	25	0	25	0	25	0	25	0	25	25
2.1	PULP OF STRAW	25	0	25	0	25	0	25	0	25	25
2.2	PULP OF BAGASSE	0	0	0	0	0	0	0	0	0	0
2.3	PULP OF BAMBOO	0	0	0	0	0	0	0	0	0	0
2.4	PULP OF OTHER FIBRE	0	0	0	0	0	0	0	0	0	0
3	DISSOLVING PULP, WOOD+OTHER RAW MATERIALS	30	0	30	0	30	0	30	0	30	30
3.1	NON-CONIFEROUS DISSOLVING PULP	3	0	3	0	3	0	3	0	3	3
3.2	CONIFEROUS DISSOLVING PULP	27	0	27	0	27	0	27	0	27	27

		1988	1989	1990	1991	1992	1993
		TOTAL CAPACITY IN 1000 METRIC TONS PER YEAR					
4	PAPER AND PAPERBOARD	88	85	85	85	85	85
4.1	NEWSPRINT	0	0	0	0	0	0
4.2	OTHER PRINTING AND WRITING PAPER	0	0	0	0	0	0
4.21	COATED PRINTING AND WRITING PAPER	0	0	0	0	0	0
4.211	COATED WOOD CONTAINING PRINT&WRITING PAPER	0	0	0	0	0	0
4.212	COATED WOODFREE PRINTING & WRITING PAPER	0	0	0	0	0	0
4.22	UNCOATED PRINTING AND WRITING PAPER	0	0	0	0	0	0
4.221	UNCOATED WOOD CONTAINING PRINT&WRIT PAPER	0	0	0	0	0	0
4.222	UNCOATED WOODFREE PRINTING & WRIT PAPER	0	0	0	0	0	0
4.3	OTHER PAPER AND PAPERBOARD	88	85	85	85	85	85
4.31	HOUSEHOLD AND SANITARY PAPER	0	0	0	0	0	0
4.32	WRAPPING AND PACKAGING PAPER AND BOARD	88	85	85	85	85	85
4.321	LINERBOARD	26	26	26	26	26	26
4.3211	KRAFT LINER	0	0	0	0	0	0
4.32111	UNBLEACHED KRAFT LINER	0	0	0	0	0	0
4.32112	BLEACHED KRAFT LINER	0	0	0	0	0	0
4.3212	OTHER LINERBOARD	26	26	26	26	26	26
4.322	FLUTING MEDIUM	22	22	22	22	22	22
4.3221	SEMI-CHEMICAL FLUTING MEDIUM	15	15	15	15	15	15
4.3222	OTHER FLUTING MEDIUM	7	7	7	7	7	7
4.323	KRAFT WRAPPING AND PACKAGING	7	8	8	8	8	8
4.3231	SACK KRAFT	6	6	6	6	6	6
4.3232	OTHER KRAFT WRAPPING AND PACKAGING	1	2	2	2	2	2
4.324	FOLDING BOXBOARD	20	20	20	20	20	20
4.3241	PULP BASED FOLDING BOXBOARD	0	0	0	0	0	0
4.32411	BLEACHED CHEMICAL PULP FOLDING BOXBOARD	0	0	0	0	0	0
4.32412	OTHER PULP BASED FOLDING BOXBOARD	0	0	0	0	0	0
4.3242	WASTE PAPER BASED FOLDING BOXBOARD	20	20	20	20	20	20
4.325	OTHER WRAPPING AND PACKAGING N.E.S.	13	9	9	9	9	9
4.3251	OTHER WRAPPING PAPER	8	4	4	4	4	4
4.3252	OTHER PACKAGING PAPERBOARD	5	5	5	5	5	5
4.33	OTHER PAPER AND PAPERBOARD N.E.S. TOTAL	0	0	0	0	0	0
4.331	OTHER PAPER N.E.S.	0	0	0	0	0	0
4.332	OTHER PAPERBOARD N.E.S.	0	0	0	0	0	0

FAO PULP, PAPER AND PAPERBOARD CAPACITY SURVEY 1988-1993

ANGOLA

	PROCESS	1988 TOTAL OF CAPA-CITY	1988 WHICH MARKET PULP	1989 TOTAL OF CAPA-CITY	1989 WHICH MARKET PULP	1990 TOTAL OF CAPA-CITY	1990 WHICH MARKET PULP	1991 TOTAL OF CAPA-CITY	1991 WHICH MARKET PULP	1992 TOTAL CAPA-CITY	1993 TOTAL CAPA-CITY
		1000 METRIC TONS (AIR DRY) PER YEAR									
1	WOOD PULP FOR PAPER AND PAPERBOARD	40	0	40	0	40	0	40	0	40	40
1.1	MECHANICAL PULP	0	0	0	0	0	0	0	0	0	0
1.11	MECHANICAL NON-CONIFEROUS PULP	0	0	0	0	0	0	0	0	0	0
1.12	MECHANICAL CONIFEROUS PULP	0	0	0	0	0	0	0	0	0	0
1.2	THERMO-MECHANICAL PULP	0	0	0	0	0	0	0	0	0	0
1.21	THERMO-MECHANICAL NON-CONIFEROUS PULP	0	0	0	0	0	0	0	0	0	0
1.22	THERMO-MECHANICAL CONIFEROUS PULP	0	0	0	0	0	0	0	0	0	0
1.3	SEMI-CHEMICAL PULP	0	0	0	0	0	0	0	0	0	0
1.31	SEMI-CHEMICAL NON-CONIFEROUS PULP	0	0	0	0	0	0	0	0	0	0
1.32	SEMI-CHEMICAL CONIFEROUS PULP	0	0	0	0	0	0	0	0	0	0
1.4	CHEMICAL PULP TOTAL	40	0	40	0	40	0	40	0	40	40
1.41	UNBLEACHED SULPHITE PULP	0	0	0	0	0	0	0	0	0	0
1.411	UNBLEACHED NON-CONIFEROUS SULPHITE PULP	0	0	0	0	0	0	0	0	0	0
1.412	UNBLEACHED CONIFEROUS SULPHITE PULP	0	0	0	0	0	0	0	0	0	0
1.42	BLEACHED SULPHITE PULP	0	0	0	0	0	0	0	0	0	0
1.421	BLEACHED NON-CONIFEROUS SULPHITE PULP	0	0	0	0	0	0	0	0	0	0
1.422	BLEACHED CONIFEROUS SULPHITE PULP	0	0	0	0	0	0	0	0	0	0
1.43	UNBLEACHED SULPHATE PULP	.	0	.	0	.	0	.	0	.	.
1.431	UNBLEACHED NON-CONIFEROUS SULPHATE PULP	.	0	.	0	.	0	.	0	.	.
1.432	UNBLEACHED CONIFEROUS SULPHATE PULP	0	0	0	0	0	0	0	0	0	0
1.44	BLEACHED SULPHATE+SODA PULP	.	0	.	0	.	0	.	0	.	.
1.441	BLEACHED NON-CONIFEROUS SULPHATE+SODA PULP	.	0	.	0	.	0	.	0	.	.
1.442	BLEACHED CONIFEROUS SULPHATE+SODA PULP	0	0	0	0	0	0	0	0	0	0
2	PULP OF OTHER FIBRE FOR PAPER AND BOARD	0	0	0	0	0	0	0	0	0	0
2.1	PULP OF STRAW	0	0	0	0	0	0	0	0	0	0
2.2	PULP OF BAGASSE	0	0	0	0	0	0	0	0	0	0
2.3	PULP OF BAMBOO	0	0	0	0	0	0	0	0	0	0
2.4	PULP OF OTHER FIBRE	0	0	0	0	0	0	0	0	0	0
3	DISSOLVING PULP, WOOD+OTHER RAW MATERIALS	0	0	0	0	0	0	0	0	0	0
3.1	NON-CONIFEROUS DISSOLVING PULP	0	0	0	0	0	0	0	0	0	0
3.2	CONIFEROUS DISSOLVING PULP	0	0	0	0	0	0	0	0	0	0

		1988	1989	1990	1991	1992	1993
		TOTAL CAPACITY IN 1000 METRIC TONS PER YEAR					
4	PAPER AND PAPERBOARD	10	10	10	10	10	10
4.1	NEWSPRINT	0	0	0	0	0	0
4.2	OTHER PRINTING AND WRITING PAPER	.	.	.	.	.	.
4.21	COATED PRINTING AND WRITING PAPER	0	0	0	0	0	0
4.211	COATED WOOD CONTAINING PRINT&WRITING PAPER	0	0	0	0	0	0
4.212	COATED WOODFREE PRINTING & WRITING PAPER	0	0	0	0	0	0
4.22	UNCOATED PRINTING AND WRITING PAPER	.	.	.	.	.	.
4.221	UNCOATED WOOD CONTAINING PRINT&WRIT PAPER	0	0	0	0	0	0
4.222	UNCOATED WOODFREE PRINTING & WRIT PAPER	.	.	.	.	.	.
4.3	OTHER PAPER AND PAPERBOARD	.	.	.	.	.	.
4.31	HOUSEHOLD AND SANITARY PAPER	.	.	.	.	.	.
4.32	WRAPPING AND PACKAGING PAPER AND BOARD	.	.	.	.	.	.
4.321	LINERBOARD	0	0	0	0	0	0
4.3211	KRAFT LINER	0	0	0	0	0	0
4.32111	UNBLEACHED KRAFT LINER	0	0	0	0	0	0
4.32112	BLEACHED KRAFT LINER	0	0	0	0	0	0
4.3212	OTHER LINERBOARD	0	0	0	0	0	0
4.322	FLUTING MEDIUM	0	0	0	0	0	0
4.3221	SEMI-CHEMICAL FLUTING MEDIUM	0	0	0	0	0	0
4.3222	OTHER FLUTING MEDIUM	0	0	0	0	0	0
4.323	KRAFT WRAPPING AND PACKAGING	.	.	.	.	.	.
4.3231	SACK KRAFT	.	.	.	.	.	.
4.3232	OTHER KRAFT WRAPPING AND PACKAGING	.	.	.	.	.	.
4.324	FOLDING BOXBOARD	.	.	.	.	.	.
4.3241	PULP BASED FOLDING BOXBOARD	.	.	.	.	.	.
4.32411	BLEACHED CHEMICAL PULP FOLDING BOXBOARD	0	0	0	0	0	0
4.32412	OTHER PULP BASED FOLDING BOXBOARD	.	.	.	.	.	.
4.3242	WASTE PAPER BASED FOLDING BOXBOARD	.	.	.	.	.	.
4.325	OTHER WRAPPING AND PACKAGING N.E.S.	.	.	.	.	.	.
4.3251	OTHER WRAPPING PAPER	.	.	.	.	.	.
4.3252	OTHER PACKAGING PAPERBOARD	.	.	.	.	.	.
4.33	OTHER PAPER AND PAPERBOARD N.E.S. TOTAL	0	0	0	0	0	0
4.331	OTHER PAPER N.E.S.	0	0	0	0	0	0
4.332	OTHER PAPERBOARD N.E.S.	0	0	0	0	0	0

*)

CAMEROON

	PROCESS	1988 TOTAL CAPACITY	1988 OF WHICH MARKET PULP	1989 TOTAL CAPACITY	1989 OF WHICH MARKET PULP	1990 TOTAL CAPACITY	1990 OF WHICH MARKET PULP	1991 TOTAL CAPACITY	1991 OF WHICH MARKET PULP	1992 TOTAL CAPACITY	1993 TOTAL CAPACITY
		1000 METRIC TONS (AIR DRY) PER YEAR									
1	WOOD PULP FOR PAPER AND PAPERBOARD	.	.	.	.	.	.	.	.	.	.
1.1	MECHANICAL PULP	0	0	0	0	0	0	0	0	0	0
1.11	MECHANICAL NON-CONIFEROUS PULP	0	0	0	0	0	0	0	0	0	0
1.12	MECHANICAL CONIFEROUS PULP	0	0	0	0	0	0	0	0	0	0
1.2	THERMO-MECHANICAL PULP	0	0	0	0	0	0	0	0	0	0
1.21	THERMO-MECHANICAL NON-CONIFEROUS PULP	0	0	0	0	0	0	0	0	0	0
1.22	THERMO-MECHANICAL CONIFEROUS PULP	0	0	0	0	0	0	0	0	0	0
1.3	SEMI-CHEMICAL PULP	0	0	0	0	0	0	0	0	0	0
1.31	SEMI-CHEMICAL NON-CONIFEROUS PULP	0	0	0	0	0	0	0	0	0	0
1.32	SEMI-CHEMICAL CONIFEROUS PULP	0	0	0	0	0	0	0	0	0	0
1.4	CHEMICAL PULP TOTAL	.	.	.	.	.	.	.	.	.	.
1.41	UNBLEACHED SULPHITE PULP	0	0	0	0	0	0	0	0	0	0
1.411	UNBLEACHED NON-CONIFEROUS SULPHITE PULP	0	0	0	0	0	0	0	0	0	0
1.412	UNBLEACHED CONIFEROUS SULPHITE PULP	0	0	0	0	0	0	0	0	0	0
1.42	BLEACHED SULPHITE PULP	0	0	0	0	0	0	0	0	0	0
1.421	BLEACHED NON-CONIFEROUS SULPHITE PULP	0	0	0	0	0	0	0	0	0	0
1.422	BLEACHED CONIFEROUS SULPHITE PULP	0	0	0	0	0	0	0	0	0	0
1.43	UNBLEACHED SULPHATE PULP	0	0	0	0	0	0	0	0	0	0
1.431	UNBLEACHED NON-CONIFEROUS SULPHATE PULP	0	0	0	0	0	0	0	0	0	0
1.432	UNBLEACHED CONIFEROUS SULPHATE PULP	0	0	0	0	0	0	0	0	0	0
1.44	BLEACHED SULPHATE+SODA PULP	.	.	.	.	.	.	.	.	.	.
1.441	BLEACHED NON-CONIFEROUS SULPHATE+SODA PULP	.	.	.	.	.	.	.	.	.	.
1.442	BLEACHED CONIFEROUS SULPHATE+SODA PULP	0	0	0	0	0	0	0	0	0	0
2	PULP OF OTHER FIBRE FOR PAPER AND BOARD	0	0	0	0	0	0	0	0	0	0
2.1	PULP OF STRAW	0	0	0	0	0	0	0	0	0	0
2.2	PULP OF BAGASSE	0	0	0	0	0	0	0	0	0	0
2.3	PULP OF BAMBOO	0	0	0	0	0	0	0	0	0	0
2.4	PULP OF OTHER FIBRE	0	0	0	0	0	0	0	0	0	0
3	DISSOLVING PULP, WOOD+OTHER RAW MATERIALS	0	0	0	0	0	0	0	0	0	0
3.1	NON-CONIFEROUS DISSOLVING PULP	0	0	0	0	0	0	0	0	0	0
3.2	CONIFEROUS DISSOLVING PULP	0	0	0	0	0	0	0	0	0	0

		1988	1989	1990	1991	1992	1993
		TOTAL CAPACITY IN 1000 METRIC TONS PER YEAR					
4	PAPER AND PAPERBOARD	5	5	5	5	5	5
4.1	NEWSPRINT	0	0	0	0	0	0
4.2	OTHER PRINTING AND WRITING PAPER	0	0	0	0	0	0
4.21	COATED PRINTING AND WRITING PAPER	0	0	0	0	0	0
4.211	COATED WOOD CONTAINING PRINT&WRITING PAPER	0	0	0	0	0	0
4.212	COATED WOODFREE PRINTING & WRITING PAPER	0	0	0	0	0	0
4.22	UNCOATED PRINTING AND WRITING PAPER	0	0	0	0	0	0
4.221	UNCOATED WOOD CONTAINING PRINT&WRIT PAPER	0	0	0	0	0	0
4.222	UNCOATED WOODFREE PRINTING & WRIT PAPER	0	0	0	0	0	0
4.3	OTHER PAPER AND PAPERBOARD	5	5	5	5	5	5
4.31	HOUSEHOLD AND SANITARY PAPER	0	0	0	0	0	0
4.32	WRAPPING AND PACKAGING PAPER AND BOARD	5	5	5	5	5	5
4.321	LINERBOARD	.	.	.	.	.	.
4.3211	KRAFT LINER	0	0	0	0	0	0
4.32111	UNBLEACHED KRAFT LINER	0	0	0	0	0	0
4.32112	BLEACHED KRAFT LINER	0	0	0	0	0	0
4.3212	OTHER LINERBOARD	0	0	0	0	0	0
4.322	FLUTING MEDIUM	.	.	.	.	.	.
4.3221	SEMI-CHEMICAL FLUTING MEDIUM	0	0	0	0	0	0
4.3222	OTHER FLUTING MEDIUM	0	0	0	0	0	0
4.323	KRAFT WRAPPING AND PACKAGING	.	.	.	.	.	.
4.3231	SACK KRAFT	0	0	0	0	0	0
4.3232	OTHER KRAFT WRAPPING AND PACKAGING	0	0	0	0	0	0
4.324	FOLDING BOXBOARD	.	.	.	.	.	.
4.3241	PULP BASED FOLDING BOXBOARD	0	0	0	0	0	0
4.32411	BLEACHED CHEMICAL PULP FOLDING BOXBOARD	0	0	0	0	0	0
4.32412	OTHER PULP BASED FOLDING BOXBOARD	0	0	0	0	0	0
4.3242	WASTE PAPER BASED FOLDING BOXBOARD	0	0	0	0	0	0
4.325	OTHER WRAPPING AND PACKAGING N.E.S.	.	.	.	.	.	.
4.3251	OTHER WRAPPING PAPER	0	0	0	0	0	0
4.3252	OTHER PACKAGING PAPERBOARD	0	0	0	0	0	0
4.33	OTHER PAPER AND PAPERBOARD N.E.S. TOTAL	0	0	0	0	0	0
4.331	OTHER PAPER N.E.S.	0	0	0	0	0	0
4.332	OTHER PAPERBOARD N.E.S.	0	0	0	0	0	0

*)

FAO PULP, PAPER AND PAPERBOARD CAPACITY SURVEY 1988-1993

EGYPT

	PROCESS	1988 TOTAL CAPACITY	1988 OF WHICH MARKET PULP	1989 TOTAL CAPACITY	1989 OF WHICH MARKET PULP	1990 TOTAL CAPACITY	1990 OF WHICH MARKET PULP	1991 TOTAL CAPACITY	1991 OF WHICH MARKET PULP	1992 TOTAL CAPACITY	1993 TOTAL CAPACITY
		1000 METRIC TONS (AIR DRY) PER YEAR									
1	WOOD PULP FOR PAPER AND PAPERBOARD	0	0	0	0	0	0	0	0	0	0
1.1	MECHANICAL PULP	0	0	0	0	0	0	0	0	0	0
1.11	MECHANICAL NON-CONIFEROUS PULP	0	0	0	0	0	0	0	0	0	0
1.12	MECHANICAL CONIFEROUS PULP	0	0	0	0	0	0	0	0	0	0
1.2	THERMO-MECHANICAL PULP	0	0	0	0	0	0	0	0	0	0
1.21	THERMO-MECHANICAL NON-CONIFEROUS PULP	0	0	0	0	0	0	0	0	0	0
1.22	THERMO-MECHANICAL CONIFEROUS PULP	0	0	0	0	0	0	0	0	0	0
1.3	SEMI-CHEMICAL PULP	0	0	0	0	0	0	0	0	0	0
1.31	SEMI-CHEMICAL NON-CONIFEROUS PULP	0	0	0	0	0	0	0	0	0	0
1.32	SEMI-CHEMICAL CONIFEROUS PULP	0	0	0	0	0	0	0	0	0	0
1.4	CHEMICAL PULP TOTAL	0	0	0	0	0	0	0	0	0	0
1.41	UNBLEACHED SULPHITE PULP	0	0	0	0	0	0	0	0	0	0
1.411	UNBLEACHED NON-CONIFEROUS SULPHITE PULP	0	0	0	0	0	0	0	0	0	0
1.412	UNBLEACHED CONIFEROUS SULPHITE PULP	0	0	0	0	0	0	0	0	0	0
1.42	BLEACHED SULPHITE PULP	0	0	0	0	0	0	0	0	0	0
1.421	BLEACHED NON-CONIFEROUS SULPHITE PULP	0	0	0	0	0	0	0	0	0	0
1.422	BLEACHED CONIFEROUS SULPHITE PULP	0	0	0	0	0	0	0	0	0	0
1.43	UNBLEACHED SULPHATE PULP	0	0	0	0	0	0	0	0	0	0
1.431	UNBLEACHED NON-CONIFEROUS SULPHATE PULP	0	0	0	0	0	0	0	0	0	0
1.432	UNBLEACHED CONIFEROUS SULPHATE PULP	0	0	0	0	0	0	0	0	0	0
1.44	BLEACHED SULPHATE+SODA PULP	0	0	0	0	0	0	0	0	0	0
1.441	BLEACHED NON-CONIFEROUS SULPHATE+SODA PULP	0	0	0	0	0	0	0	0	0	0
1.442	BLEACHED CONIFEROUS SULPHATE+SODA PULP	0	0	0	0	0	0	0	0	0	0
2	PULP OF OTHER FIBRE FOR PAPER AND BOARD	85	18	85	18	85	18	85	18	85	85
2.1	PULP OF STRAW	67	0	67	0	67	0	67	0	67	67
2.2	PULP OF BAGASSE	18	18	18	18	18	18	18	18	18	18
2.3	PULP OF BAMBOO	0	0	0	0	0	0	0	0	0	0
2.4	PULP OF OTHER FIBRE	0	0	0	0	0	0	0	0	0	0
3	DISSOLVING PULP, WOOD+OTHER RAW MATERIALS	0	0	0	0	0	0	0	0	0	0
3.1	NON-CONIFEROUS DISSOLVING PULP	0	0	0	0	0	0	0	0	0	0
3.2	CONIFEROUS DISSOLVING PULP	0	0	0	0	0	0	0	0	0	0

		1988	1989	1990	1991	1992	1993
		TOTAL CAPACITY IN 1000 METRIC TONS PER YEAR					
4	PAPER AND PAPERBOARD	241	241	241	241	241	241
4.1	NEWSPRINT	0	0	0	0	0	0
4.2	OTHER PRINTING AND WRITING PAPER	112	112	112	112	112	112
4.21	COATED PRINTING AND WRITING PAPER	10	10	10	10	10	10
4.211	COATED WOOD CONTAINING PRINT&WRITING PAPER	0	0	0	0	0	0
4.212	COATED WOODFREE PRINTING & WRITING PAPER	10	10	10	10	10	10
4.22	UNCOATED PRINTING AND WRITING PAPER	102	102	102	102	102	102
4.221	UNCOATED WOOD CONTAINING PRINT&WRIT PAPER	0	0	0	0	0	0
4.222	UNCOATED WOODFREE PRINTING & WRIT PAPER	102	102	102	102	102	102
4.3	OTHER PAPER AND PAPERBOARD	129	129	129	129	129	129
4.31	HOUSEHOLD AND SANITARY PAPER	5	5	5	5	5	5
4.32	WRAPPING AND PACKAGING PAPER AND BOARD	96	96	96	96	96	96
4.321	LINERBOARD	10	10	10	10	10	10
4.3211	KRAFT LINER	0	0	0	0	0	0
4.32111	UNBLEACHED KRAFT LINER	0	0	0	0	0	0
4.32112	BLEACHED KRAFT LINER	0	0	0	0	0	0
4.3212	OTHER LINERBOARD	10	10	10	10	10	10
4.322	FLUTING MEDIUM	5	5	5	5	5	5
4.3221	SEMI-CHEMICAL FLUTING MEDIUM	5	5	5	5	5	5
4.3222	OTHER FLUTING MEDIUM	0	0	0	0	0	0
4.323	KRAFT WRAPPING AND PACKAGING	8	8	8	8	8	8
4.3231	SACK KRAFT	4	4	4	4	4	4
4.3232	OTHER KRAFT WRAPPING AND PACKAGING	4	4	4	4	4	4
4.324	FOLDING BOXBOARD	27	27	27	27	27	27
4.3241	PULP BASED FOLDING BOXBOARD	0	0	0	0	0	0
4.32411	BLEACHED CHEMICAL PULP FOLDING BOXBOARD	0	0	0	0	0	0
4.32412	OTHER PULP BASED FOLDING BOXBOARD	0	0	0	0	0	0
4.3242	WASTE PAPER BASED FOLDING BOXBOARD	27	27	27	27	27	27
4.325	OTHER WRAPPING AND PACKAGING N.E.S.	46	46	46	46	46	46
4.3251	OTHER WRAPPING PAPER	33	33	33	33	33	33
4.3252	OTHER PACKAGING PAPERBOARD	13	13	13	13	13	13
4.33	OTHER PAPER AND PAPERBOARD N.E.S. TOTAL	28	28	28	28	28	28
4.331	OTHER PAPER N.E.S.	0	0	0	0	0	0
4.332	OTHER PAPERBOARD N.E.S.	28	28	28	28	28	28

*)

ETHIOPIA

	PROCESS	1988 TOTAL CAPACITY	1988 OF WHICH MARKET PULP	1989 TOTAL CAPACITY	1989 OF WHICH MARKET PULP	1990 TOTAL CAPACITY	1990 OF WHICH MARKET PULP	1991 TOTAL CAPACITY	1991 OF WHICH MARKET PULP	1992 TOTAL CAPACITY	1993 TOTAL CAPACITY
		1000 METRIC TONS (AIR DRY) PER YEAR									
1	WOOD PULP FOR PAPER AND PAPERBOARD	0	0	0	0	0	0	0	0	0	0
1.1	MECHANICAL PULP	0	0	0	0	0	0	0	0	0	0
1.11	MECHANICAL NON-CONIFEROUS PULP	0	0	0	0	0	0	0	0	0	0
1.12	MECHANICAL CONIFEROUS PULP	0	0	0	0	0	0	0	0	0	0
1.2	THERMO-MECHANICAL PULP	0	0	0	0	0	0	0	0	0	0
1.21	THERMO-MECHANICAL NON-CONIFEROUS PULP	0	0	0	0	0	0	0	0	0	0
1.22	THERMO-MECHANICAL CONIFEROUS PULP	0	0	0	0	0	0	0	0	0	0
1.3	SEMI-CHEMICAL PULP	0	0	0	0	0	0	0	0	0	0
1.31	SEMI-CHEMICAL NON-CONIFEROUS PULP	0	0	0	0	0	0	0	0	0	0
1.32	SEMI-CHEMICAL CONIFEROUS PULP	0	0	0	0	0	0	0	0	0	0
1.4	CHEMICAL PULP TOTAL	0	0	0	0	0	0	0	0	0	0
1.41	UNBLEACHED SULPHITE PULP	0	0	0	0	0	0	0	0	0	0
1.411	UNBLEACHED NON-CONIFEROUS SULPHITE PULP	0	0	0	0	0	0	0	0	0	0
1.412	UNBLEACHED CONIFEROUS SULPHITE PULP	0	0	0	0	0	0	0	0	0	0
1.42	BLEACHED SULPHITE PULP	0	0	0	0	0	0	0	0	0	0
1.421	BLEACHED NON-CONIFEROUS SULPHITE PULP	0	0	0	0	0	0	0	0	0	0
1.422	BLEACHED CONIFEROUS SULPHITE PULP	0	0	0	0	0	0	0	0	0	0
1.43	UNBLEACHED SULPHATE PULP	0	0	0	0	0	0	0	0	0	0
1.431	UNBLEACHED NON-CONIFEROUS SULPHATE PULP	0	0	0	0	0	0	0	0	0	0
1.432	UNBLEACHED CONIFEROUS SULPHATE PULP	0	0	0	0	0	0	0	0	0	0
1.44	BLEACHED SULPHATE+SODA PULP	0	0	0	0	0	0	0	0	0	0
1.441	BLEACHED NON-CONIFEROUS SULPHATE+SODA PULP	0	0	0	0	0	0	0	0	0	0
1.442	BLEACHED CONIFEROUS SULPHATE+SODA PULP	0	0	0	0	0	0	0	0	0	0
2	PULP OF OTHER FIBRE FOR PAPER AND BOARD	0	0	0	0	0	0	0	0	0	0
2.1	PULP OF STRAW	0	0	0	0	0	0	0	0	0	0
2.2	PULP OF BAGASSE	0	0	0	0	0	0	0	0	0	0
2.3	PULP OF BAMBOO	0	0	0	0	0	0	0	0	0	0
2.4	PULP OF OTHER FIBRE	0	0	0	0	0	0	0	0	0	0
3	DISSOLVING PULP,WOOD+OTHER RAW MATERIALS	0	0	0	0	0	0	0	0	0	0
3.1	NON-CONIFEROUS DISSOLVING PULP	0	0	0	0	0	0	0	0	0	0
3.2	CONIFEROUS DISSOLVING PULP	0	0	0	0	0	0	0	0	0	0

		1988	1989	1990	1991	1992	1993
		TOTAL CAPACITY IN 1000 METRIC TONS PER YEAR					
4	PAPER AND PAPERBOARD	10	25	31	31	31	31
4.1	NEWSPRINT	0	0	0	0	0	0
4.2	OTHER PRINTING AND WRITING PAPER	7	15	21	21	21	21
4.21	COATED PRINTING AND WRITING PAPER	0	0	0	0	0	0
4.211	COATED WOOD CONTAINING PRINT&WRITING PAPER	0	0	0	0	0	0
4.212	COATED WOODFREE PRINTING & WRITING PAPER	0	0	0	0	0	0
4.22	UNCOATED PRINTING AND WRITING PAPER	7	15	21	21	21	21
4.221	UNCOATED WOOD CONTAINING PRINT&WRIT PAPER	2	2	3	3	3	3
4.222	UNCOATED WOODFREE PRINTING & WRIT PAPER	5	13	18	18	18	18
4.3	OTHER PAPER AND PAPERBOARD	3	10	10	10	10	10
4.31	HOUSEHOLD AND SANITARY PAPER	0	0	0	0	0	0
4.32	WRAPPING AND PACKAGING PAPER AND BOARD	3	10	10	10	10	10
4.321	LINERBOARD	1	4	4	4	4	4
4.3211	KRAFT LINER	0	0	0	0	0	0
4.32111	UNBLEACHED KRAFT LINER	0	0	0	0	0	0
4.32112	BLEACHED KRAFT LINER	0	0	0	0	0	0
4.3212	OTHER LINERBOARD	1	4	4	4	4	4
4.322	FLUTING MEDIUM	0	0	0	0	0	0
4.3221	SEMI-CHEMICAL FLUTING MEDIUM	0	0	0	0	0	0
4.3222	OTHER FLUTING MEDIUM	0	0	0	0	0	0
4.323	KRAFT WRAPPING AND PACKAGING	0	2	2	2	2	2
4.3231	SACK KRAFT	0	.	.	.	.	.
4.3232	OTHER KRAFT WRAPPING AND PACKAGING	0	.	.	.	.	.
4.324	FOLDING BOXBOARD	2	2	2	2	2	2
4.3241	PULP BASED FOLDING BOXBOARD	1	1	1	1	1	1
4.32411	BLEACHED CHEMICAL PULP FOLDING BOXBOARD	.	.	.	.	.	.
4.32412	OTHER PULP BASED FOLDING BOXBOARD	.	.	.	.	.	.
4.3242	WASTE PAPER BASED FOLDING BOXBOARD	1	1	1	1	1	1
4.325	OTHER WRAPPING AND PACKAGING N.E.S.	0	2	2	2	2	2
4.3251	OTHER WRAPPING PAPER	0	.	.	.	.	.
4.3252	OTHER PACKAGING PAPERBOARD	0	.	.	.	.	.
4.33	OTHER PAPER AND PAPERBOARD N.E.S. TOTAL	0	0	0	0	0	0
4.331	OTHER PAPER N.E.S.	0	0	0	0	0	0
4.332	OTHER PAPERBOARD N.E.S.	0	0	0	0	0	0

*)

GABON

	PROCESS	1988 TOTAL CAPACITY	1988 OF WHICH MARKET PULP	1989 TOTAL CAPACITY	1989 OF WHICH MARKET PULP	1990 TOTAL CAPACITY	1990 OF WHICH MARKET PULP	1991 TOTAL CAPACITY	1991 OF WHICH MARKET PULP	1992 TOTAL CAPACITY	1993 TOTAL CAPACITY
		1000 METRIC TONS (AIR DRY) PER YEAR									
1	WOOD PULP FOR PAPER AND PAPERBOARD	175	125	175	125	175	125	175	125	175	175
1.1	MECHANICAL PULP	0	0	0	0	0	0	0	0	0	0
1.11	MECHANICAL NON-CONIFEROUS PULP	0	0	0	0	0	0	0	0	0	0
1.12	MECHANICAL CONIFEROUS PULP	0	0	0	0	0	0	0	0	0	0
1.2	THERMO-MECHANICAL PULP	0	0	0	0	0	0	0	0	0	0
1.21	THERMO-MECHANICAL NON-CONIFEROUS PULP	0	0	0	0	0	0	0	0	0	0
1.22	THERMO-MECHANICAL CONIFEROUS PULP	0	0	0	0	0	0	0	0	0	0
1.3	SEMI-CHEMICAL PULP	0	0	0	0	0	0	0	0	0	0
1.31	SEMI-CHEMICAL NON-CONIFEROUS PULP	0	0	0	0	0	0	0	0	0	0
1.32	SEMI-CHEMICAL CONIFEROUS PULP	0	0	0	0	0	0	0	0	0	0
1.4	CHEMICAL PULP TOTAL	175	125	175	125	175	125	175	125	175	175
1.41	UNBLEACHED SULPHITE PULP	0	0	0	0	0	0	0	0	0	0
1.411	UNBLEACHED NON-CONIFEROUS SULPHITE PULP	0	0	0	0	0	0	0	0	0	0
1.412	UNBLEACHED CONIFEROUS SULPHITE PULP	0	0	0	0	0	0	0	0	0	0
1.42	BLEACHED SULPHITE PULP	0	0	0	0	0	0	0	0	0	0
1.421	BLEACHED NON-CONIFEROUS SULPHITE PULP	0	0	0	0	0	0	0	0	0	0
1.422	BLEACHED CONIFEROUS SULPHITE PULP	0	0	0	0	0	0	0	0	0	0
1.43	UNBLEACHED SULPHATE PULP	0	0	0	0	0	0	0	0	0	0
1.431	UNBLEACHED NON-CONIFEROUS SULPHATE PULP	0	0	0	0	0	0	0	0	0	0
1.432	UNBLEACHED CONIFEROUS SULPHATE PULP	0	0	0	0	0	0	0	0	0	0
1.44	BLEACHED SULPHATE+SODA PULP	175	125	175	125	175	125	175	125	175	175
1.441	BLEACHED NON-CONIFEROUS SULPHATE+SODA PULP	175	125	175	125	175	125	175	125	175	175
1.442	BLEACHED CONIFEROUS SULPHATE+SODA PULP	0	0	0	0	0	0	0	0	0	0
2	PULP OF OTHER FIBRE FOR PAPER AND BOARD	0	0	0	0	0	0	0	0	0	0
2.1	PULP OF STRAW	0	0	0	0	0	0	0	0	0	0
2.2	PULP OF BAGASSE	0	0	0	0	0	0	0	0	0	0
2.3	PULP OF BAMBOO	0	0	0	0	0	0	0	0	0	0
2.4	PULP OF OTHER FIBRE	0	0	0	0	0	0	0	0	0	0
3	DISSOLVING PULP, WOOD+OTHER RAW MATERIALS	0	0	0	0	0	0	0	0	0	0
3.1	NON-CONIFEROUS DISSOLVING PULP	0	0	0	0	0	0	0	0	0	0
3.2	CONIFEROUS DISSOLVING PULP	0	0	0	0	0	0	0	0	0	0

		1988	1989	1990	1991	1992	1993
		TOTAL CAPACITY IN 1000 METRIC TONS PER YEAR					
4	PAPER AND PAPERBOARD	0	0	0	0	0	0
4.1	NEWSPRINT	0	0	0	0	0	0
4.2	OTHER PRINTING AND WRITING PAPER	0	0	0	0	0	0
4.21	COATED PRINTING AND WRITING PAPER	0	0	0	0	0	0
4.211	COATED WOOD CONTAINING PRINT&WRITING PAPER	0	0	0	0	0	0
4.212	COATED WOODFREE PRINTING & WRITING PAPER	0	0	0	0	0	0
4.22	UNCOATED PRINTING AND WRITING PAPER	0	0	0	0	0	0
4.221	UNCOATED WOOD CONTAINING PRINT&WRIT PAPER	0	0	0	0	0	0
4.222	UNCOATED WOODFREE PRINTING & WRIT PAPER	0	0	0	0	0	0
4.3	OTHER PAPER AND PAPERBOARD	0	0	0	0	0	0
4.31	HOUSEHOLD AND SANITARY PAPER	0	0	0	0	0	0
4.32	WRAPPING AND PACKAGING PAPER AND BOARD	0	0	0	0	0	0
4.321	LINERBOARD	0	0	0	0	0	0
4.3211	KRAFT LINER	0	0	0	0	0	0
4.32111	UNBLEACHED KRAFT LINER	0	0	0	0	0	0
4.32112	BLEACHED KRAFT LINER	0	0	0	0	0	0
4.3212	OTHER LINERBOARD	0	0	0	0	0	0
4.322	FLUTING MEDIUM	0	0	0	0	0	0
4.3221	SEMI-CHEMICAL FLUTING MEDIUM	0	0	0	0	0	0
4.3222	OTHER FLUTING MEDIUM	0	0	0	0	0	0
4.323	KRAFT WRAPPING AND PACKAGING	0	0	0	0	0	0
4.3231	SACK KRAFT	0	0	0	0	0	0
4.3232	OTHER KRAFT WRAPPING AND PACKAGING	0	0	0	0	0	0
4.324	FOLDING BOXBOARD	0	0	0	0	0	0
4.3241	PULP BASED FOLDING BOXBOARD	0	0	0	0	0	0
4.32411	BLEACHED CHEMICAL PULP FOLDING BOXBOARD	0	0	0	0	0	0
4.32412	OTHER PULP BASED FOLDING BOXBOARD	0	0	0	0	0	0
4.3242	WASTE PAPER BASED FOLDING BOXBOARD	0	0	0	0	0	0
4.325	OTHER WRAPPING AND PACKAGING N.E.S.	0	0	0	0	0	0
4.3251	OTHER WRAPPING PAPER	0	0	0	0	0	0
4.3252	OTHER PACKAGING PAPERBOARD	0	0	0	0	0	0
4.33	OTHER PAPER AND PAPERBOARD N.E.S. TOTAL	0	0	0	0	0	0
4.331	OTHER PAPER N.E.S.	0	0	0	0	0	0
4.332	OTHER PAPERBOARD N.E.S.	0	0	0	0	0	0

*)

KENYA

	PROCESS	1988 TOTAL CAPA-CITY	1988 OF WHICH MARKET PULP	1989 TOTAL CAPA-CITY	1989 OF WHICH MARKET PULP	1990 TOTAL CAPA-CITY	1990 OF WHICH MARKET PULP	1991 TOTAL CAPA-CITY	1991 OF WHICH MARKET PULP	1992 TOTAL CAPA-CITY	1993 TOTAL CAPA-CITY
		1000 METRIC TONS (AIR DRY) PER YEAR									
1	WOOD PULP FOR PAPER AND PAPERBOARD	75	0	80	0	80	0	80	0	80	80
1.1	MECHANICAL PULP	0	0	0	0	0	0	0	0	0	0
1.11	MECHANICAL NON-CONIFEROUS PULP	0	0	0	0	0	0	0	0	0	0
1.12	MECHANICAL CONIFEROUS PULP	0	0	0	0	0	0	0	0	0	0
1.2	THERMO-MECHANICAL PULP	0	0	0	0	0	0	0	0	0	0
1.21	THERMO-MECHANICAL NON-CONIFEROUS PULP	0	0	0	0	0	0	0	0	0	0
1.22	THERMO-MECHANICAL CONIFEROUS PULP	0	0	0	0	0	0	0	0	0	0
1.3	SEMI-CHEMICAL PULP	0	0	0	0	0	0	0	0	0	0
1.31	SEMI-CHEMICAL NON-CONIFEROUS PULP	0	0	0	0	0	0	0	0	0	0
1.32	SEMI-CHEMICAL CONIFEROUS PULP	0	0	0	0	0	0	0	0	0	0
1.4	CHEMICAL PULP TOTAL	75	0	80	0	80	0	80	0	80	80
1.41	UNBLEACHED SULPHITE PULP	0	0	0	0	0	0	0	0	0	0
1.411	UNBLEACHED NON-CONIFEROUS SULPHITE PULP	0	0	0	0	0	0	0	0	0	0
1.412	UNBLEACHED CONIFEROUS SULPHITE PULP	0	0	0	0	0	0	0	0	0	0
1.42	BLEACHED SULPHITE PULP	0	0	0	0	0	0	0	0	0	0
1.421	BLEACHED NON-CONIFEROUS SULPHITE PULP	0	0	0	0	0	0	0	0	0	0
1.422	BLEACHED CONIFEROUS SULPHITE PULP	0	0	0	0	0	0	0	0	0	0
1.43	UNBLEACHED SULPHATE PULP	0	0	0	0	0	0	0	0	0	0
1.431	UNBLEACHED NON-CONIFEROUS SULPHATE PULP	0	0	0	0	0	0	0	0	0	0
1.432	UNBLEACHED CONIFEROUS SULPHATE PULP	0	0	0	0	0	0	0	0	0	0
1.44	BLEACHED SULPHATE+SODA PULP	75	0	80	0	80	0	80	0	80	80
1.441	BLEACHED NON-CONIFEROUS SULPHATE+SODA PULP	0	0	0	0	0	0	0	0	0	0
1.442	BLEACHED CONIFEROUS SULPHATE+SODA PULP	0	0	0	0	0	0	0	0	0	0
2	PULP OF OTHER FIBRE FOR PAPER AND BOARD	11	0	12	0	12	0	12	0	12	12
2.1	PULP OF STRAW	5	0	6	0	6	0	6	0	6	6
2.2	PULP OF BAGASSE	0	0	0	0	0	0	0	0	0	0
2.3	PULP OF BAMBOO	0	0	0	0	0	0	0	0	0	0
2.4	PULP OF OTHER FIBRE	6	0	6	0	6	0	6	0	6	6
3	DISSOLVING PULP, WOOD+OTHER RAW MATERIALS	0	0	0	0	0	0	0	0	0	0
3.1	NON-CONIFEROUS DISSOLVING PULP	0	0	0	0	0	0	0	0	0	0
3.2	CONIFEROUS DISSOLVING PULP	0	0	0	0	0	0	0	0	0	0

		1988	1989	1990	1991	1992	1993
		TOTAL CAPACITY IN 1000 METRIC TONS PER YEAR					
4	PAPER AND PAPERBOARD	93	95	95	95	95	95
4.1	NEWSPRINT	0	0	0	0	0	0
4.2	OTHER PRINTING AND WRITING PAPER	35	37	37	37	37	37
4.21	COATED PRINTING AND WRITING PAPER	0	0	0	0	0	0
4.211	COATED WOOD CONTAINING PRINT&WRITING PAPER	0	0	0	0	0	0
4.212	COATED WOODFREE PRINTING & WRITING PAPER	0	0	0	0	0	0
4.22	UNCOATED PRINTING AND WRITING PAPER	35	37	37	37	37	37
4.221	UNCOATED WOOD CONTAINING PRINT&WRIT PAPER	0	0	0	0	0	0
4.222	UNCOATED WOODFREE PRINTING & WRIT PAPER	35	37	37	37	37	37
4.3	OTHER PAPER AND PAPERBOARD	58	58	58	58	58	58
4.31	HOUSEHOLD AND SANITARY PAPER	4	4	4	4	4	4
4.32	WRAPPING AND PACKAGING PAPER AND BOARD	54	54	54	54	54	54
4.321	LINERBOARD	11	11	11	11	11	11
4.3211	KRAFT LINER	11	11	11	11	11	11
4.32111	UNBLEACHED KRAFT LINER	11	11	11	11	11	11
4.32112	BLEACHED KRAFT LINER	0	0	0	0	0	0
4.3212	OTHER LINERBOARD	0	0	0	0	0	0
4.322	FLUTING MEDIUM	5	5	5	5	5	5
4.3221	SEMI-CHEMICAL FLUTING MEDIUM	5	5	5	5	5	5
4.3222	OTHER FLUTING MEDIUM	0	0	0	0	0	0
4.323	KRAFT WRAPPING AND PACKAGING	14	14	14	14	14	14
4.3231	SACK KRAFT	0	0	0	0	0	0
4.3232	OTHER KRAFT WRAPPING AND PACKAGING	14	14	14	14	14	14
4.324	FOLDING BOXBOARD	0	0	0	0	0	0
4.3241	PULP BASED FOLDING BOXBOARD	0	0	0	0	0	0
4.32411	BLEACHED CHEMICAL PULP FOLDING BOXBOARD	0	0	0	0	0	0
4.32412	OTHER PULP BASED FOLDING BOXBOARD	0	0	0	0	0	0
4.3242	WASTE PAPER BASED FOLDING BOXBOARD	0	0	0	0	0	0
4.325	OTHER WRAPPING AND PACKAGING N.E.S.	24	24	24	24	24	24
4.3251	OTHER WRAPPING PAPER	21	21	21	21	21	21
4.3252	OTHER PACKAGING PAPERBOARD	3	3	3	3	3	3
4.33	OTHER PAPER AND PAPERBOARD N.E.S. TOTAL	0	0	0	0	0	0
4.331	OTHER PAPER N.E.S.	0	0	0	0	0	0
4.332	OTHER PAPERBOARD N.E.S.	0	0	0	0	0	0

*)

LIBYA

	PROCESS	1988 TOTAL CAPA-CITY	1988 OF WHICH MARKET PULP	1989 TOTAL CAPA-CITY	1989 OF WHICH MARKET PULP	1990 TOTAL CAPA-CITY	1990 OF WHICH MARKET PULP	1991 TOTAL CAPA-CITY	1991 OF WHICH MARKET PULP	1992 TOTAL CAPA-CITY	1993 TOTAL CAPA-CITY
		1000 METRIC TONS (AIR DRY) PER YEAR									
1	WOOD PULP FOR PAPER AND PAPERBOARD	0	0	0	0	0	0	0	0	0	0
1.1	MECHANICAL PULP	0	0	0	0	0	0	0	0	0	0
1.11	MECHANICAL NON-CONIFEROUS PULP	0	0	0	0	0	0	0	0	0	0
1.12	MECHANICAL CONIFEROUS PULP	0	0	0	0	0	0	0	0	0	0
1.2	THERMO-MECHANICAL PULP	0	0	0	0	0	0	0	0	0	0
1.21	THERMO-MECHANICAL NON-CONIFEROUS PULP	0	0	0	0	0	0	0	0	0	0
1.22	THERMO-MECHANICAL CONIFEROUS PULP	0	0	0	0	0	0	0	0	0	0
1.3	SEMI-CHEMICAL PULP	0	0	0	0	0	0	0	0	0	0
1.31	SEMI-CHEMICAL NON-CONIFEROUS PULP	0	0	0	0	0	0	0	0	0	0
1.32	SEMI-CHEMICAL CONIFEROUS PULP	0	0	0	0	0	0	0	0	0	0
1.4	CHEMICAL PULP TOTAL	0	0	0	0	0	0	0	0	0	0
1.41	UNBLEACHED SULPHITE PULP	0	0	0	0	0	0	0	0	0	0
1.411	UNBLEACHED NON-CONIFEROUS SULPHITE PULP	0	0	0	0	0	0	0	0	0	0
1.412	UNBLEACHED CONIFEROUS SULPHITE PULP	0	0	0	0	0	0	0	0	0	0
1.42	BLEACHED SULPHITE PULP	0	0	0	0	0	0	0	0	0	0
1.421	BLEACHED NON-CONIFEROUS SULPHITE PULP	0	0	0	0	0	0	0	0	0	0
1.422	BLEACHED CONIFEROUS SULPHITE PULP	0	0	0	0	0	0	0	0	0	0
1.43	UNBLEACHED SULPHATE PULP	0	0	0	0	0	0	0	0	0	0
1.431	UNBLEACHED NON-CONIFEROUS SULPHATE PULP	0	0	0	0	0	0	0	0	0	0
1.432	UNBLEACHED CONIFEROUS SULPHATE PULP	0	0	0	0	0	0	0	0	0	0
1.44	BLEACHED SULPHATE+SODA PULP	0	0	0	0	0	0	0	0	0	0
1.441	BLEACHED NON-CONIFEROUS SULPHATE+SODA PULP	0	0	0	0	0	0	0	0	0	0
1.442	BLEACHED CONIFEROUS SULPHATE+SODA PULP	0	0	0	0	0	0	0	0	0	0
2	PULP OF OTHER FIBRE FOR PAPER AND BOARD	0	0	0	0	0	0	0	0	0	0
2.1	PULP OF STRAW	0	0	0	0	0	0	0	0	0	0
2.2	PULP OF BAGASSE	0	0	0	0	0	0	0	0	0	0
2.3	PULP OF BAMBOO	0	0	0	0	0	0	0	0	0	0
2.4	PULP OF OTHER FIBRE	0	0	0	0	0	0	0	0	0	0
3	DISSOLVING PULP, WOOD+OTHER RAW MATERIALS	0	0	0	0	0	0	0	0	0	0
3.1	NON-CONIFEROUS DISSOLVING PULP	0	0	0	0	0	0	0	0	0	0
3.2	CONIFEROUS DISSOLVING PULP	0	0	0	0	0	0	0	0	0	0

	PROCESS	1988	1989	1990	1991	1992	1993
		TOTAL CAPACITY IN 1000 METRIC TONS PER YEAR					
4	PAPER AND PAPERBOARD	5	5	5	5	5	5
4.1	NEWSPRINT	0	0	0	0	0	0
4.2	OTHER PRINTING AND WRITING PAPER	0	0	0	0	0	0
4.21	COATED PRINTING AND WRITING PAPER	0	0	0	0	0	0
4.211	COATED WOOD CONTAINING PRINT&WRITING PAPER	0	0	0	0	0	0
4.212	COATED WOODFREE PRINTING & WRITING PAPER	0	0	0	0	0	0
4.22	UNCOATED PRINTING AND WRITING PAPER	0	0	0	0	0	0
4.221	UNCOATED WOOD CONTAINING PRINT&WRIT PAPER	0	0	0	0	0	0
4.222	UNCOATED WOODFREE PRINTING & WRIT PAPER	0	0	0	0	0	0
4.3	OTHER PAPER AND PAPERBOARD	5	5	5	5	5	5
4.31	HOUSEHOLD AND SANITARY PAPER	0	0	0	0	0	0
4.32	WRAPPING AND PACKAGING PAPER AND BOARD	5	5	5	5	5	5
4.321	LINERBOARD	0	0	0	0	0	0
4.3211	KRAFT LINER	0	0	0	0	0	0
4.32111	UNBLEACHED KRAFT LINER	0	0	0	0	0	0
4.32112	BLEACHED KRAFT LINER	0	0	0	0	0	0
4.3212	OTHER LINERBOARD	0	0	0	0	0	0
4.322	FLUTING MEDIUM	0	0	0	0	0	0
4.3221	SEMI-CHEMICAL FLUTING MEDIUM	0	0	0	0	0	0
4.3222	OTHER FLUTING MEDIUM	0	0	0	0	0	0
4.323	KRAFT WRAPPING AND PACKAGING	1	1	1	1	1	1
4.3231	SACK KRAFT	0	0	0	0	0	0
4.3232	OTHER KRAFT WRAPPING AND PACKAGING	1	1	1	1	1	1
4.324	FOLDING BOXBOARD	2	2	2	2	2	2
4.3241	PULP BASED FOLDING BOXBOARD	0	0	0	0	0	0
4.32411	BLEACHED CHEMICAL PULP FOLDING BOXBOARD	0	0	0	0	0	0
4.32412	OTHER PULP BASED FOLDING BOXBOARD	0	0	0	0	0	0
4.3242	WASTE PAPER BASED FOLDING BOXBOARD	2	2	2	2	2	2
4.325	OTHER WRAPPING AND PACKAGING N.E.S.	2	2	2	2	2	2
4.3251	OTHER WRAPPING PAPER	2	2	2	2	2	2
4.3252	OTHER PACKAGING PAPERBOARD	0	0	0	0	0	0
4.33	OTHER PAPER AND PAPERBOARD N.E.S. TOTAL	0	0	0	0	0	0
4.331	OTHER PAPER N.E.S.	0	0	0	0	0	0
4.332	OTHER PAPERBOARD N.E.S.	0	0	0	0	0	0

*)

MADAGASCAR

	PROCESS	1988 TOTAL CAPA-CITY	1988 OF WHICH MARKET PULP	1989 TOTAL CAPA-CITY	1989 OF WHICH MARKET PULP	1990 TOTAL CAPA-CITY	1990 OF WHICH MARKET PULP	1991 TOTAL CAPA-CITY	1991 OF WHICH MARKET PULP	1992 TOTAL CAPA-CITY	1993 TOTAL CAPA-CITY
		1000 METRIC TONS (AIR DRY) PER YEAR									
1	WOOD PULP FOR PAPER AND PAPERBOARD	9	0	9	0	9	0	9	0	9	9
1.1	MECHANICAL PULP	6	0	6	0	6	0	6	0	6	6
1.11	MECHANICAL NON-CONIFEROUS PULP	0	0	0	0	0	0	0	0	0	0
1.12	MECHANICAL CONIFEROUS PULP	6	0	6	0	6	0	6	0	6	6
1.2	THERMO-MECHANICAL PULP	0	0	0	0	0	0	0	0	0	0
1.21	THERMO-MECHANICAL NON-CONIFEROUS PULP	0	0	0	0	0	0	0	0	0	0
1.22	THERMO-MECHANICAL CONIFEROUS PULP	0	0	0	0	0	0	0	0	0	0
1.3	SEMI-CHEMICAL PULP	3	0	3	0	3	0	3	0	3	3
1.31	SEMI-CHEMICAL NON-CONIFEROUS PULP	3	0	3	0	3	0	3	0	3	3
1.32	SEMI-CHEMICAL CONIFEROUS PULP	0	0	0	0	0	0	0	0	0	0
1.4	CHEMICAL PULP TOTAL	0	0	0	0	0	0	0	0	0	0
1.41	UNBLEACHED SULPHITE PULP	0	0	0	0	0	0	0	0	0	0
1.411	UNBLEACHED NON-CONIFEROUS SULPHITE PULP	0	0	0	0	0	0	0	0	0	0
1.412	UNBLEACHED CONIFEROUS SULPHITE PULP	0	0	0	0	0	0	0	0	0	0
1.42	BLEACHED SULPHITE PULP	0	0	0	0	0	0	0	0	0	0
1.421	BLEACHED NON-CONIFEROUS SULPHITE PULP	0	0	0	0	0	0	0	0	0	0
1.422	BLEACHED CONIFEROUS SULPHITE PULP	0	0	0	0	0	0	0	0	0	0
1.43	UNBLEACHED SULPHATE PULP	0	0	0	0	0	0	0	0	0	0
1.431	UNBLEACHED NON-CONIFEROUS SULPHATE PULP	0	0	0	0	0	0	0	0	0	0
1.432	UNBLEACHED CONIFEROUS SULPHATE PULP	0	0	0	0	0	0	0	0	0	0
1.44	BLEACHED SULPHATE+SODA PULP	0	0	0	0	0	0	0	0	0	0
1.441	BLEACHED NON-CONIFEROUS SULPHATE+SODA PULP	0	0	0	0	0	0	0	0	0	0
1.442	BLEACHED CONIFEROUS SULPHATE+SODA PULP	0	0	0	0	0	0	0	0	0	0
2	PULP OF OTHER FIBRE FOR PAPER AND BOARD	0	0	0	0	0	0	0	0	0	0
2.1	PULP OF STRAW	0	0	0	0	0	0	0	0	0	0
2.2	PULP OF BAGASSE	0	0	0	0	0	0	0	0	0	0
2.3	PULP OF BAMBOO	0	0	0	0	0	0	0	0	0	0
2.4	PULP OF OTHER FIBRE	0	0	0	0	0	0	0	0	0	0
3	DISSOLVING PULP,WOOD+OTHER RAW MATERIALS	0	0	0	0	0	0	0	0	0	0
3.1	NON-CONIFEROUS DISSOLVING PULP	0	0	0	0	0	0	0	0	0	0
3.2	CONIFEROUS DISSOLVING PULP	0	0	0	0	0	0	0	0	0	0

		1988	1989	1990	1991	1992	1993
		TOTAL CAPACITY IN 1000 METRIC TONS PER YEAR					
4	PAPER AND PAPERBOARD	14	14	14	14	14	14
4.1	NEWSPRINT	1	1	1	1	1	1
4.2	OTHER PRINTING AND WRITING PAPER	8	8	8	8	8	8
4.21	COATED PRINTING AND WRITING PAPER	0	0	0	0	0	0
4.211	COATED WOOD CONTAINING PRINT&WRITING PAPER	0	0	0	0	0	0
4.212	COATED WOODFREE PRINTING & WRITING PAPER	0	0	0	0	0	0
4.22	UNCOATED PRINTING AND WRITING PAPER	8	8	8	8	8	8
4.221	UNCOATED WOOD CONTAINING PRINT&WRIT PAPER	5	5	5	5	5	5
4.222	UNCOATED WOODFREE PRINTING & WRIT PAPER	3	3	3	3	3	3
4.3	OTHER PAPER AND PAPERBOARD	5	5	5	5	5	5
4.31	HOUSEHOLD AND SANITARY PAPER	1	1	1	1	1	1
4.32	WRAPPING AND PACKAGING PAPER AND BOARD	4	4	4	4	4	4
4.321	LINERBOARD	1	1	1	1	1	1
4.3211	KRAFT LINER	0	0	0	0	0	0
4.32111	UNBLEACHED KRAFT LINER	0	0	0	0	0	0
4.32112	BLEACHED KRAFT LINER	0	0	0	0	0	0
4.3212	OTHER LINERBOARD	1	1	1	1	1	1
4.322	FLUTING MEDIUM	1	1	1	1	1	1
4.3221	SEMI-CHEMICAL FLUTING MEDIUM	1	1	1	1	1	1
4.3222	OTHER FLUTING MEDIUM	0	0	0	0	0	0
4.323	KRAFT WRAPPING AND PACKAGING	1	1	1	1	1	1
4.3231	SACK KRAFT	1	1	1	1	1	1
4.3232	OTHER KRAFT WRAPPING AND PACKAGING	0	0	0	0	0	0
4.324	FOLDING BOXBOARD	1	1	1	1	1	1
4.3241	PULP BASED FOLDING BOXBOARD	1	1	1	1	1	1
4.32411	BLEACHED CHEMICAL PULP FOLDING BOXBOARD	0	0	0	0	0	0
4.32412	OTHER PULP BASED FOLDING BOXBOARD	1	1	1	1	1	1
4.3242	WASTE PAPER BASED FOLDING BOXBOARD	0	0	0	0	0	0
4.325	OTHER WRAPPING AND PACKAGING N.E.S.	0	0	0	0	0	0
4.3251	OTHER WRAPPING PAPER	0	0	0	0	0	0
4.3252	OTHER PACKAGING PAPERBOARD	0	0	0	0	0	0
4.33	OTHER PAPER AND PAPERBOARD N.E.S. TOTAL	0	0	0	0	0	0
4.331	OTHER PAPER N.E.S.	0	0	0	0	0	0
4.332	OTHER PAPERBOARD N.E.S.	0	0	0	0	0	0

*)

MOROCCO

	PROCESS	1988 TOTAL CAPA-CITY	1988 OF WHICH MARKET PULP	1989 TOTAL CAPA-CITY	1989 OF WHICH MARKET PULP	1990 TOTAL CAPA-CITY	1990 OF WHICH MARKET PULP	1991 TOTAL CAPA-CITY	1991 OF WHICH MARKET PULP	1992 TOTAL CAPA-CITY	1993 TOTAL CAPA-CITY
		1000 METRIC TONS (AIR DRY) PER YEAR									
1	WOOD PULP FOR PAPER AND PAPERBOARD	100	100	100	100	100	100	100	100	100	100
1.1	MECHANICAL PULP	0	0	0	0	0	0	0	0	0	0
1.11	MECHANICAL NON-CONIFEROUS PULP	0	0	0	0	0	0	0	0	0	0
1.12	MECHANICAL CONIFEROUS PULP	0	0	0	0	0	0	0	0	0	0
1.2	THERMO-MECHANICAL PULP	0	0	0	0	0	0	0	0	0	0
1.21	THERMO-MECHANICAL NON-CONIFEROUS PULP	0	0	0	0	0	0	0	0	0	0
1.22	THERMO-MECHANICAL CONIFEROUS PULP	0	0	0	0	0	0	0	0	0	0
1.3	SEMI-CHEMICAL PULP	0	0	0	0	0	0	0	0	0	0
1.31	SEMI-CHEMICAL NON-CONIFEROUS PULP	0	0	0	0	0	0	0	0	0	0
1.32	SEMI-CHEMICAL CONIFEROUS PULP	0	0	0	0	0	0	0	0	0	0
1.4	CHEMICAL PULP TOTAL	100	100	100	100	100	100	100	100	100	100
1.41	UNBLEACHED SULPHITE PULP	0	0	0	0	0	0	0	0	0	0
1.411	UNBLEACHED NON-CONIFEROUS SULPHITE PULP	0	0	0	0	0	0	0	0	0	0
1.412	UNBLEACHED CONIFEROUS SULPHITE PULP	0	0	0	0	0	0	0	0	0	0
1.42	BLEACHED SULPHITE PULP	0	0	0	0	0	0	0	0	0	0
1.421	BLEACHED NON-CONIFEROUS SULPHITE PULP	0	0	0	0	0	0	0	0	0	0
1.422	BLEACHED CONIFEROUS SULPHITE PULP	0	0	0	0	0	0	0	0	0	0
1.43	UNBLEACHED SULPHATE PULP	0	0	0	0	0	0	0	0	0	0
1.431	UNBLEACHED NON-CONIFEROUS SULPHATE PULP	0	0	0	0	0	0	0	0	0	0
1.432	UNBLEACHED CONIFEROUS SULPHATE PULP	0	0	0	0	0	0	0	0	0	0
1.44	BLEACHED SULPHATE+SODA PULP	100	100	100	100	100	100	100	100	100	100
1.441	BLEACHED NON-CONIFEROUS SULPHATE+SODA PULP	100	100	100	100	100	100	100	100	100	100
1.442	BLEACHED CONIFEROUS SULPHATE+SODA PULP	0	0	0	0	0	0	0	0	0	0
2	PULP OF OTHER FIBRE FOR PAPER AND BOARD	0	0	0	0	0	0	0	0	0	0
2.1	PULP OF STRAW	0	0	0	0	0	0	0	0	0	0
2.2	PULP OF BAGASSE	0	0	0	0	0	0	0	0	0	0
2.3	PULP OF BAMBOO	0	0	0	0	0	0	0	0	0	0
2.4	PULP OF OTHER FIBRE	0	0	0	0	0	0	0	0	0	0
3	DISSOLVING PULP,WOOD+OTHER RAW MATERIALS	0	0	0	0	0	0	0	0	0	0
3.1	NON-CONIFEROUS DISSOLVING PULP	0	0	0	0	0	0	0	0	0	0
3.2	CONIFEROUS DISSOLVING PULP	0	0	0	0	0	0	0	0	0	0

		1988	1989	1990	1991	1992	1993
		TOTAL CAPACITY IN 1000 METRIC TONS PER YEAR					
4	PAPER AND PAPERBOARD	117	117	117	117	117	117
4.1	NEWSPRINT	0	0	0	0	0	0
4.2	OTHER PRINTING AND WRITING PAPER	32	32	32	32	32	32
4.21	COATED PRINTING AND WRITING PAPER	0	0	0	0	0	0
4.211	COATED WOOD CONTAINING PRINT&WRITING PAPER	0	0	0	0	0	0
4.212	COATED WOODFREE PRINTING & WRITING PAPER	0	0	0	0	0	0
4.22	UNCOATED PRINTING AND WRITING PAPER	32	32	32	32	32	32
4.221	UNCOATED WOOD CONTAINING PRINT&WRIT PAPER	0	0	0	0	0	0
4.222	UNCOATED WOODFREE PRINTING & WRIT PAPER	32	32	32	32	32	32
4.3	OTHER PAPER AND PAPERBOARD	85	85	85	85	85	85
4.31	HOUSEHOLD AND SANITARY PAPER	4	4	4	4	4	4
4.32	WRAPPING AND PACKAGING PAPER AND BOARD	75	75	75	75	75	75
4.321	LINERBOARD	15	15	15	15	15	15
4.3211	KRAFT LINER	0	0	0	0	0	0
4.32111	UNBLEACHED KRAFT LINER	0	0	0	0	0	0
4.32112	BLEACHED KRAFT LINER	0	0	0	0	0	0
4.3212	OTHER LINERBOARD	15	15	15	15	15	15
4.322	FLUTING MEDIUM	10	10	10	10	10	10
4.3221	SEMI-CHEMICAL FLUTING MEDIUM	0	0	0	0	0	0
4.3222	OTHER FLUTING MEDIUM	10	10	10	10	10	10
4.323	KRAFT WRAPPING AND PACKAGING	7	7	7	7	7	7
4.3231	SACK KRAFT	0	0	0	0	0	0
4.3232	OTHER KRAFT WRAPPING AND PACKAGING	7	7	7	7	7	7
4.324	FOLDING BOXBOARD	32	32	32	32	32	32
4.3241	PULP BASED FOLDING BOXBOARD	0	0	0	0	0	0
4.32411	BLEACHED CHEMICAL PULP FOLDING BOXBOARD	0	0	0	0	0	0
4.32412	OTHER PULP BASED FOLDING BOXBOARD	0	0	0	0	0	0
4.3242	WASTE PAPER BASED FOLDING BOXBOARD	32	32	32	32	32	32
4.325	OTHER WRAPPING AND PACKAGING N.E.S.	11	11	11	11	11	11
4.3251	OTHER WRAPPING PAPER	4	4	4	4	4	4
4.3252	OTHER PACKAGING PAPERBOARD	7	7	7	7	7	7
4.33	OTHER PAPER AND PAPERBOARD N.E.S. TOTAL	6	6	6	6	6	6
4.331	OTHER PAPER N.E.S.	0	0	0	0	0	0
4.332	OTHER PAPERBOARD N.E.S.	6	6	6	6	6	6

*)

MOZAMBIQUE

	PROCESS	1988 TOTAL CAPACITY	1988 OF WHICH MARKET PULP	1989 TOTAL CAPACITY	1989 OF WHICH MARKET PULP	1990 TOTAL CAPACITY	1990 OF WHICH MARKET PULP	1991 TOTAL CAPACITY	1991 OF WHICH MARKET PULP	1992 TOTAL CAPACITY	1993 TOTAL CAPACITY
		1000 METRIC TONS (AIR DRY) PER YEAR									
1	WOOD PULP FOR PAPER AND PAPERBOARD	0	0	0	0	0	0	0	0	0	0
1.1	MECHANICAL PULP	0	0	0	0	0	0	0	0	0	0
1.11	MECHANICAL NON-CONIFEROUS PULP	0	0	0	0	0	0	0	0	0	0
1.12	MECHANICAL CONIFEROUS PULP	0	0	0	0	0	0	0	0	0	0
1.2	THERMO-MECHANICAL PULP	0	0	0	0	0	0	0	0	0	0
1.21	THERMO-MECHANICAL NON-CONIFEROUS PULP	0	0	0	0	0	0	0	0	0	0
1.22	THERMO-MECHANICAL CONIFEROUS PULP	0	0	0	0	0	0	0	0	0	0
1.3	SEMI-CHEMICAL PULP	0	0	0	0	0	0	0	0	0	0
1.31	SEMI-CHEMICAL NON-CONIFEROUS PULP	0	0	0	0	0	0	0	0	0	0
1.32	SEMI-CHEMICAL CONIFEROUS PULP	0	0	0	0	0	0	0	0	0	0
1.4	CHEMICAL PULP TOTAL	0	0	0	0	0	0	0	0	0	0
1.41	UNBLEACHED SULPHITE PULP	0	0	0	0	0	0	0	0	0	0
1.411	UNBLEACHED NON-CONIFEROUS SULPHITE PULP	0	0	0	0	0	0	0	0	0	0
1.412	UNBLEACHED CONIFEROUS SULPHITE PULP	0	0	0	0	0	0	0	0	0	0
1.42	BLEACHED SULPHITE PULP	0	0	0	0	0	0	0	0	0	0
1.421	BLEACHED NON-CONIFEROUS SULPHITE PULP	0	0	0	0	0	0	0	0	0	0
1.422	BLEACHED CONIFEROUS SULPHITE PULP	0	0	0	0	0	0	0	0	0	0
1.43	UNBLEACHED SULPHATE PULP	0	0	0	0	0	0	0	0	0	0
1.431	UNBLEACHED NON-CONIFEROUS SULPHATE PULP	0	0	0	0	0	0	0	0	0	0
1.432	UNBLEACHED CONIFEROUS SULPHATE PULP	0	0	0	0	0	0	0	0	0	0
1.44	BLEACHED SULPHATE+SODA PULP	0	0	0	0	0	0	0	0	0	0
1.441	BLEACHED NON-CONIFEROUS SULPHATE+SODA PULP	0	0	0	0	0	0	0	0	0	0
1.442	BLEACHED CONIFEROUS SULPHATE+SODA PULP	0	0	0	0	0	0	0	0	0	0
2	PULP OF OTHER FIBRE FOR PAPER AND BOARD	0	0	0	0	0	0	0	0	0	0
2.1	PULP OF STRAW	0	0	0	0	0	0	0	0	0	0
2.2	PULP OF BAGASSE	0	0	0	0	0	0	0	0	0	0
2.3	PULP OF BAMBOO	0	0	0	0	0	0	0	0	0	0
2.4	PULP OF OTHER FIBRE	0	0	0	0	0	0	0	0	0	0
3	DISSOLVING PULP,WOOD+OTHER RAW MATERIALS	0	0	0	0	0	0	0	0	0	0
3.1	NON-CONIFEROUS DISSOLVING PULP	0	0	0	0	0	0	0	0	0	0
3.2	CONIFEROUS DISSOLVING PULP	0	0	0	0	0	0	0	0	0	0

		1988	1989	1990	1991	1992	1993
		TOTAL CAPACITY IN 1000 METRIC TONS PER YEAR					
4	PAPER AND PAPERBOARD	10	10	10	10	10	10
4.1	NEWSPRINT	0	0	0	0	0	0
4.2	OTHER PRINTING AND WRITING PAPER	1	1	1	1	1	1
4.21	COATED PRINTING AND WRITING PAPER	0	0	0	0	0	0
4.211	COATED WOOD CONTAINING PRINT&WRITING PAPER	0	0	0	0	0	0
4.212	COATED WOODFREE PRINTING & WRITING PAPER	0	0	0	0	0	0
4.22	UNCOATED PRINTING AND WRITING PAPER	1	1	1	1	1	1
4.221	UNCOATED WOOD CONTAINING PRINT&WRIT PAPER	0	0	0	0	0	0
4.222	UNCOATED WOODFREE PRINTING & WRIT PAPER	1	1	1	1	1	1
4.3	OTHER PAPER AND PAPERBOARD	9	9	9	9	9	9
4.31	HOUSEHOLD AND SANITARY PAPER	0	0	0	0	0	0
4.32	WRAPPING AND PACKAGING PAPER AND BOARD	8	8	8	8	8	8
4.321	LINERBOARD	1	1	1	1	1	1
4.3211	KRAFT LINER	0	0	0	0	0	0
4.32111	UNBLEACHED KRAFT LINER	0	0	0	0	0	0
4.32112	BLEACHED KRAFT LINER	0	0	0	0	0	0
4.3212	OTHER LINERBOARD	1	1	1	1	1	1
4.322	FLUTING MEDIUM	0	0	0	0	0	0
4.3221	SEMI-CHEMICAL FLUTING MEDIUM	0	0	0	0	0	0
4.3222	OTHER FLUTING MEDIUM	0	0	0	0	0	0
4.323	KRAFT WRAPPING AND PACKAGING	4	4	4	4	4	4
4.3231	SACK KRAFT	0	0	0	0	0	0
4.3232	OTHER KRAFT WRAPPING AND PACKAGING	4	4	4	4	4	4
4.324	FOLDING BOXBOARD	0	0	0	0	0	0
4.3241	PULP BASED FOLDING BOXBOARD	0	0	0	0	0	0
4.32411	BLEACHED CHEMICAL PULP FOLDING BOXBOARD	0	0	0	0	0	0
4.32412	OTHER PULP BASED FOLDING BOXBOARD	0	0	0	0	0	0
4.3242	WASTE PAPER BASED FOLDING BOXBOARD	0	0	0	0	0	0
4.325	OTHER WRAPPING AND PACKAGING N.E.S.	3	3	3	3	3	3
4.3251	OTHER WRAPPING PAPER	0	0	0	0	0	0
4.3252	OTHER PACKAGING PAPERBOARD	3	3	3	3	3	3
4.33	OTHER PAPER AND PAPERBOARD N.E.S. TOTAL	1	1	1	1	1	1
4.331	OTHER PAPER N.E.S.	0	0	0	0	0	0
4.332	OTHER PAPERBOARD N.E.S.	1	1	1	1	1	1

*)

NIGERIA

	PROCESS	1988 TOTAL CAPA-CITY	1988 OF WHICH MARKET PULP	1989 TOTAL CAPA-CITY	1989 OF WHICH MARKET PULP	1990 TOTAL CAPA-CITY	1990 OF WHICH MARKET PULP	1991 TOTAL CAPA-CITY	1991 OF WHICH MARKET PULP	1992 TOTAL CAPA-CITY	1993 TOTAL CAPA-CITY
		1000 METRIC TONS (AIR DRY) PER YEAR									
1	WOOD PULP FOR PAPER AND PAPERBOARD	213	0	263	0	313	0	313	0	313	313
1.1	MECHANICAL PULP	80	0	80	0	80	0	80	0	80	80
1.11	MECHANICAL NON-CONIFEROUS PULP	80	0	80	0	80	0	80	0	80	80
1.12	MECHANICAL CONIFEROUS PULP	0	0	0	0	0	0	0	0	0	0
1.2	THERMO-MECHANICAL PULP	0	0	0	0	0	0	0	0	0	0
1.21	THERMO-MECHANICAL NON-CONIFEROUS PULP	0	0	0	0	0	0	0	0	0	0
1.22	THERMO-MECHANICAL CONIFEROUS PULP	0	0	0	0	0	0	0	0	0	0
1.3	SEMI-CHEMICAL PULP	9	0	9	0	9	0	9	0	9	9
1.31	SEMI-CHEMICAL NON-CONIFEROUS PULP	9	0	9	0	9	0	9	0	9	9
1.32	SEMI-CHEMICAL CONIFEROUS PULP	0	0	0	0	0	0	0	0	0	0
1.4	CHEMICAL PULP TOTAL	124	0	174	0	224	0	224	0	224	224
1.41	UNBLEACHED SULPHITE PULP	0	0	0	0	0	0	0	0	0	0
1.411	UNBLEACHED NON-CONIFEROUS SULPHITE PULP	0	0	0	0	0	0	0	0	0	0
1.412	UNBLEACHED CONIFEROUS SULPHITE PULP	0	0	0	0	0	0	0	0	0	0
1.42	BLEACHED SULPHITE PULP	0	0	0	0	0	0	0	0	0	0
1.421	BLEACHED NON-CONIFEROUS SULPHITE PULP	0	0	0	0	0	0	0	0	0	0
1.422	BLEACHED CONIFEROUS SULPHITE PULP	0	0	0	0	0	0	0	0	0	0
1.43	UNBLEACHED SULPHATE PULP	124	0	124	0	124	0	124	0	124	124
1.431	UNBLEACHED NON-CONIFEROUS SULPHATE PULP	124	0	124	0	124	0	124	0	124	124
1.432	UNBLEACHED CONIFEROUS SULPHATE PULP	0	0	0	0	0	0	0	0	0	0
1.44	BLEACHED SULPHATE+SODA PULP	0	0	50	0	100	0	100	0	100	100
1.441	BLEACHED NON-CONIFEROUS SULPHATE+SODA PULP	0	0	50	0	100	0	100	0	100	100
1.442	BLEACHED CONIFEROUS SULPHATE+SODA PULP	0	0	0	0	0	0	0	0	0	0
2	PULP OF OTHER FIBRE FOR PAPER AND BOARD	0	0	0	0	0	0	0	0	0	0
2.1	PULP OF STRAW	0	0	0	0	0	0	0	0	0	0
2.2	PULP OF BAGASSE	0	0	0	0	0	0	0	0	0	0
2.3	PULP OF BAMBOO	0	0	0	0	0	0	0	0	0	0
2.4	PULP OF OTHER FIBRE	0	0	0	0	0	0	0	0	0	0
3	DISSOLVING PULP,WOOD+OTHER RAW MATERIALS	0	0	0	0	0	0	0	0	0	0
3.1	NON-CONIFEROUS DISSOLVING PULP	0	0	0	0	0	0	0	0	0	0
3.2	CONIFEROUS DISSOLVING PULP	0	0	0	0	0	0	0	0	0	0

		1988	1989	1990	1991	1992	1993
		TOTAL CAPACITY IN 1000 METRIC TONS PER YEAR					
4	PAPER AND PAPERBOARD	225	255	285	285	285	285
4.1	NEWSPRINT	100	100	100	100	100	100
4.2	OTHER PRINTING AND WRITING PAPER	64	94	124	124	124	124
4.21	COATED PRINTING AND WRITING PAPER	60	60	60	60	60	60
4.211	COATED WOOD CONTAINING PRINT&WRITING PAPER	.	.	.	.	.	.
4.212	COATED WOODFREE PRINTING & WRITING PAPER	.	.	.	.	.	.
4.22	UNCOATED PRINTING AND WRITING PAPER	4	34	64	64	64	64
4.221	UNCOATED WOOD CONTAINING PRINT&WRIT PAPER	0	0	0	0	0	0
4.222	UNCOATED WOODFREE PRINTING & WRIT PAPER	4	34	64	64	64	64
4.3	OTHER PAPER AND PAPERBOARD	61	61	61	61	61	61
4.31	HOUSEHOLD AND SANITARY PAPER	0	0	0	0	0	0
4.32	WRAPPING AND PACKAGING PAPER AND BOARD	61	61	61	61	61	61
4.321	LINERBOARD	35	35	35	35	35	35
4.3211	KRAFT LINER	35	35	35	35	35	35
4.32111	UNBLEACHED KRAFT LINER	35	35	35	35	35	35
4.32112	BLEACHED KRAFT LINER	0	0	0	0	0	0
4.3212	OTHER LINERBOARD	0	0	0	0	0	0
4.322	FLUTING MEDIUM	11	11	11	11	11	11
4.3221	SEMI-CHEMICAL FLUTING MEDIUM	11	11	11	11	11	11
4.3222	OTHER FLUTING MEDIUM	0	0	0	0	0	0
4.323	KRAFT WRAPPING AND PACKAGING	12	12	12	12	12	12
4.3231	SACK KRAFT	12	12	12	12	12	12
4.3232	OTHER KRAFT WRAPPING AND PACKAGING	0	0	0	0	0	0
4.324	FOLDING BOXBOARD	3	3	3	3	3	3
4.3241	PULP BASED FOLDING BOXBOARD	0	0	0	0	0	0
4.32411	BLEACHED CHEMICAL PULP FOLDING BOXBOARD	0	0	0	0	0	0
4.32412	OTHER PULP BASED FOLDING BOXBOARD	0	0	0	0	0	0
4.3242	WASTE PAPER BASED FOLDING BOXBOARD	3	3	3	3	3	3
4.325	OTHER WRAPPING AND PACKAGING N.E.S.	0	0	0	0	0	0
4.3251	OTHER WRAPPING PAPER	0	0	0	0	0	0
4.3252	OTHER PACKAGING PAPERBOARD	0	0	0	0	0	0
4.33	OTHER PAPER AND PAPERBOARD N.E.S. TOTAL	0	0	0	0	0	0
4.331	OTHER PAPER N.E.S.	0	0	0	0	0	0
4.332	OTHER PAPERBOARD N.E.S.	0	0	0	0	0	0

*)

ZIMBABWE

	PROCESS	1988 TOTAL CAPA-CITY	1988 OF WHICH MARKET PULP	1989 TOTAL CAPA-CITY	1989 OF WHICH MARKET PULP	1990 TOTAL CAPA-CITY	1990 OF WHICH MARKET PULP	1991 TOTAL CAPA-CITY	1991 OF WHICH MARKET PULP	1992 TOTAL CAPA-CITY	1993 TOTAL CAPA-CITY
		1000 METRIC TONS (AIR DRY) PER YEAR									
1	WOOD PULP FOR PAPER AND PAPERBOARD	39	0	40	0	41	0	56	0	64	69
1.1	MECHANICAL PULP	19	0	20	0	21	0	22	0	22	22
1.11	MECHANICAL NON-CONIFEROUS PULP	0	0	0	0	0	0	0	0	0	0
1.12	MECHANICAL CONIFEROUS PULP	19	0	20	0	21	0	22	0	22	22
1.2	THERMO-MECHANICAL PULP	0	0	0	0	0	0	0	0	0	0
1.21	THERMO-MECHANICAL NON-CONIFEROUS PULP	0	0	0	0	0	0	0	0	0	0
1.22	THERMO-MECHANICAL CONIFEROUS PULP	0	0	0	0	0	0	0	0	0	0
1.3	SEMI-CHEMICAL PULP	20	0	20	0	20	0	18	0	22	25
1.31	SEMI-CHEMICAL NON-CONIFEROUS PULP	15	0	15	0	15	0	14	0	17	19
1.32	SEMI-CHEMICAL CONIFEROUS PULP	5	0	5	0	5	0	4	0	5	6
1.4	CHEMICAL PULP TOTAL	0	0	0	0	0	0	16	0	20	22
1.41	UNBLEACHED SULPHITE PULP	0	0	0	0	0	0	.	0	.	.
1.411	UNBLEACHED NON-CONIFEROUS SULPHITE PULP	0	0	0	0	0	0	.	0	.	.
1.412	UNBLEACHED CONIFEROUS SULPHITE PULP	0	0	0	0	0	0	.	0	.	.
1.42	BLEACHED SULPHITE PULP	0	0	0	0	0	0	.	0	.	.
1.421	BLEACHED NON-CONIFEROUS SULPHITE PULP	0	0	0	0	0	0	.	0	.	.
1.422	BLEACHED CONIFEROUS SULPHITE PULP	0	0	0	0	0	0	.	0	.	.
1.43	UNBLEACHED SULPHATE PULP	0	0	0	0	0	0	.	0	.	.
1.431	UNBLEACHED NON-CONIFEROUS SULPHATE PULP	0	0	0	0	0	0	.	0	.	.
1.432	UNBLEACHED CONIFEROUS SULPHATE PULP	0	0	0	0	0	0	.	0	.	.
1.44	BLEACHED SULPHATE+SODA PULP	0	0	0	0	0	0	.	0	.	.
1.441	BLEACHED NON-CONIFEROUS SULPHATE+SODA PULP	0	0	0	0	0	0	.	0	.	.
1.442	BLEACHED CONIFEROUS SULPHATE+SODA PULP	0	0	0	0	0	0	.	0	.	.
2	PULP OF OTHER FIBRE FOR PAPER AND BOARD	0	0	0	0	0	0	0	0	0	0
2.1	PULP OF STRAW	0	0	0	0	0	0	0	0	0	0
2.2	PULP OF BAGASSE	0	0	0	0	0	0	0	0	0	0
2.3	PULP OF BAMBOO	0	0	0	0	0	0	0	0	0	0
2.4	PULP OF OTHER FIBRE	0	0	0	0	0	0	0	0	0	0
3	DISSOLVING PULP,WOOD+OTHER RAW MATERIALS	0	0	0	0	0	0	0	0	0	0
3.1	NON-CONIFEROUS DISSOLVING PULP	0	0	0	0	0	0	0	0	0	0
3.2	CONIFEROUS DISSOLVING PULP	0	0	0	0	0	0	0	0	0	0

		1988	1989	1990	1991	1992	1993
		TOTAL CAPACITY IN 1000 METRIC TONS PER YEAR					
4	PAPER AND PAPERBOARD	79	80	82	82	82	118
4.1	NEWSPRINT	18	19	21	21	21	21
4.2	OTHER PRINTING AND WRITING PAPER	2	2	2	2	2	3
4.21	COATED PRINTING AND WRITING PAPER	1	1	1	1	1	2
4.211	COATED WOOD CONTAINING PRINT&WRITING PAPER	0	0	0	0	0	0
4.212	COATED WOODFREE PRINTING & WRITING PAPER	1	1	1	1	1	2
4.22	UNCOATED PRINTING AND WRITING PAPER	1	1	1	1	1	1
4.221	UNCOATED WOOD CONTAINING PRINT&WRIT PAPER	0	0	0	0	0	0
4.222	UNCOATED WOODFREE PRINTING & WRIT PAPER	1	1	1	1	1	1
4.3	OTHER PAPER AND PAPERBOARD	59	59	59	59	59	94
4.31	HOUSEHOLD AND SANITARY PAPER	4	4	4	4	4	4
4.32	WRAPPING AND PACKAGING PAPER AND BOARD	54	53	53	53	53	88
4.321	LINERBOARD	12	13	13	13	13	18
4.3211	KRAFT LINER	12	13	13	13	13	18
4.32111	UNBLEACHED KRAFT LINER	12	13	13	13	13	18
4.32112	BLEACHED KRAFT LINER	0	0	0	0	0	0
4.3212	OTHER LINERBOARD	0	0	0	0	0	0
4.322	FLUTING MEDIUM	20	22	22	22	22	30
4.3221	SEMI-CHEMICAL FLUTING MEDIUM	20	22	22	22	22	30
4.3222	OTHER FLUTING MEDIUM	0	0	0	0	0	0
4.323	KRAFT WRAPPING AND PACKAGING	19	14	14	14	14	32
4.3231	SACK KRAFT	11	9	9	9	9	20
4.3232	OTHER KRAFT WRAPPING AND PACKAGING	8	5	5	5	5	12
4.324	FOLDING BOXBOARD	3	4	4	4	4	8
4.3241	PULP BASED FOLDING BOXBOARD	.	.	.	.	.	.
4.32411	BLEACHED CHEMICAL PULP FOLDING BOXBOARD	.	.	.	.	.	.
4.32412	OTHER PULP BASED FOLDING BOXBOARD	.	.	.	.	.	.
4.3242	WASTE PAPER BASED FOLDING BOXBOARD	.	.	.	.	.	.
4.325	OTHER WRAPPING AND PACKAGING N.E.S.	0	0	0	0	0	0
4.3251	OTHER WRAPPING PAPER	0	0	0	0	0	0
4.3252	OTHER PACKAGING PAPERBOARD	0	0	0	0	0	0
4.33	OTHER PAPER AND PAPERBOARD N.E.S. TOTAL	1	2	2	2	2	2
4.331	OTHER PAPER N.E.S.	0	0	0	0	0	0
4.332	OTHER PAPERBOARD N.E.S.	1	2	2	2	2	2

SOUTH AFRICA

	PROCESS	1988 TOTAL CAPA-CITY	1988 OF WHICH MARKET PULP	1989 TOTAL CAPA-CITY	1989 OF WHICH MARKET PULP	1990 TOTAL CAPA-CITY	1990 OF WHICH MARKET PULP	1991 TOTAL CAPA-CITY	1991 OF WHICH MARKET PULP	1992 TOTAL CAPA-CITY	1993 TOTAL CAPA-CITY
		1000 METRIC TONS (AIR DRY) PER YEAR									
1	WOOD PULP FOR PAPER AND PAPERBOARD	1450	390	1450	390	1450	390	1450	390	1450	1450
1.1	MECHANICAL PULP	220	0	220	0	220	0	220	0	220	220
1.11	MECHANICAL NON-CONIFEROUS PULP	0	0	0	0	0	0	0	0	0	0
1.12	MECHANICAL CONIFEROUS PULP	220	0	220	0	220	0	220	0	220	220
1.2	THERMO-MECHANICAL PULP	150	0	150	0	150	0	150	0	150	150
1.21	THERMO-MECHANICAL NON-CONIFEROUS PULP	0	0	0	0	0	0	0	0	0	0
1.22	THERMO-MECHANICAL CONIFEROUS PULP	150	0	150	0	150	0	150	0	150	150
1.3	SEMI-CHEMICAL PULP	164	0	164	0	164	0	164	0	164	164
1.31	SEMI-CHEMICAL NON-CONIFEROUS PULP	162	0	162	0	162	0	162	0	162	162
1.32	SEMI-CHEMICAL CONIFEROUS PULP	2	0	2	0	2	0	2	0	2	2
1.4	CHEMICAL PULP TOTAL	916	390	916	390	916	390	916	390	916	916
1.41	UNBLEACHED SULPHITE PULP	0	0	0	0	0	0	0	0	0	0
1.411	UNBLEACHED NON-CONIFEROUS SULPHITE PULP	0	0	0	0	0	0	0	0	0	0
1.412	UNBLEACHED CONIFEROUS SULPHITE PULP	0	0	0	0	0	0	0	0	0	0
1.42	BLEACHED SULPHITE PULP	0	0	0	0	0	0	0	0	0	0
1.421	BLEACHED NON-CONIFEROUS SULPHITE PULP	0	0	0	0	0	0	0	0	0	0
1.422	BLEACHED CONIFEROUS SULPHITE PULP	0	0	0	0	0	0	0	0	0	0
1.43	UNBLEACHED SULPHATE PULP	409	52	409	52	409	52	409	52	409	409
1.431	UNBLEACHED NON-CONIFEROUS SULPHATE PULP	50	0	50	0	50	0	50	0	50	50
1.432	UNBLEACHED CONIFEROUS SULPHATE PULP	359	52	359	52	359	52	359	52	359	359
1.44	BLEACHED SULPHATE+SODA PULP	507	338	507	338	507	338	507	338	507	507
1.441	BLEACHED NON-CONIFEROUS SULPHATE+SODA PULP	326	212	326	212	326	212	326	212	326	326
1.442	BLEACHED CONIFEROUS SULPHATE+SODA PULP	181	126	181	126	181	126	181	126	181	181
2	PULP OF OTHER FIBRE FOR PAPER AND BOARD	99	0	99	0	99	0	99	0	99	99
2.1	PULP OF STRAW	0	0	0	0	0	0	0	0	0	0
2.2	PULP OF BAGASSE	99	0	99	0	99	0	99	0	99	99
2.3	PULP OF BAMBOO	0	0	0	0	0	0	0	0	0	0
2.4	PULP OF OTHER FIBRE	0	0	0	0	0	0	0	0	0	0
3	DISSOLVING PULP, WOOD+OTHER RAW MATERIALS	420	420	420	420	420	420	420	420	420	420
3.1	NON-CONIFEROUS DISSOLVING PULP	420	420	420	420	420	420	420	420	420	420
3.2	CONIFEROUS DISSOLVING PULP	0	0	0	0	0	0	0	0	0	0

		1988	1989	1990	1991	1992	1993
		TOTAL CAPACITY IN 1000 METRIC TONS PER YEAR					
4	PAPER AND PAPERBOARD	1856	1871	1871	1871	1871	1871
4.1	NEWSPRINT	440	440	440	440	440	440
4.2	OTHER PRINTING AND WRITING PAPER	301	301	301	301	301	301
4.21	COATED PRINTING AND WRITING PAPER	46	46	46	46	46	46
4.211	COATED WOOD CONTAINING PRINT&WRITING PAPER	0	0	0	0	0	0
4.212	COATED WOODFREE PRINTING & WRITING PAPER	46	46	46	46	46	46
4.22	UNCOATED PRINTING AND WRITING PAPER	255	255	255	255	255	255
4.221	UNCOATED WOOD CONTAINING PRINT&WRIT PAPER	55	55	55	55	55	55
4.222	UNCOATED WOODFREE PRINTING & WRIT PAPER	200	200	200	200	200	200
4.3	OTHER PAPER AND PAPERBOARD	1115	1130	1130	1130	1130	1130
4.31	HOUSEHOLD AND SANITARY PAPER	107	107	107	107	107	107
4.32	WRAPPING AND PACKAGING PAPER AND BOARD	972	987	987	987	987	987
4.321	LINERBOARD	458	465	465	465	465	465
4.3211	KRAFT LINER	362	369	369	369	369	369
4.32111	UNBLEACHED KRAFT LINER	332	339	339	339	339	339
4.32112	BLEACHED KRAFT LINER	30	30	30	30	30	30
4.3212	OTHER LINERBOARD	96	96	96	96	96	96
4.322	FLUTING MEDIUM	227	235	235	235	235	235
4.3221	SEMI-CHEMICAL FLUTING MEDIUM	144	144	144	144	144	144
4.3222	OTHER FLUTING MEDIUM	83	91	91	91	91	91
4.323	KRAFT WRAPPING AND PACKAGING	107	107	107	107	107	107
4.3231	SACK KRAFT	83	83	83	83	83	83
4.3232	OTHER KRAFT WRAPPING AND PACKAGING	24	24	24	24	24	24
4.324	FOLDING BOXBOARD	172	172	172	172	172	172
4.3241	PULP BASED FOLDING BOXBOARD	0	0	0	0	0	0
4.32411	BLEACHED CHEMICAL PULP FOLDING BOXBOARD	0	0	0	0	0	0
4.32412	OTHER PULP BASED FOLDING BOXBOARD	0	0	0	0	0	0
4.3242	WASTE PAPER BASED FOLDING BOXBOARD	172	172	172	172	172	172
4.325	OTHER WRAPPING AND PACKAGING N.E.S.	8	8	8	8	8	8
4.3251	OTHER WRAPPING PAPER	8	8	8	8	8	8
4.3252	OTHER PACKAGING PAPERBOARD	0	0	0	0	0	0
4.33	OTHER PAPER AND PAPERBOARD N.E.S. TOTAL	36	36	36	36	36	36
4.331	OTHER PAPER N.E.S.	4	4	4	4	4	4
4.332	OTHER PAPERBOARD N.E.S.	32	32	32	32	32	32

*)

FAO PULP, PAPER AND PAPERBOARD CAPACITY SURVEY 1988-1993

SUDAN

	PROCESS	1988 TOTAL CAPA-CITY	1988 OF WHICH MARKET PULP	1989 TOTAL CAPA-CITY	1989 OF WHICH MARKET PULP	1990 TOTAL CAPA-CITY	1990 OF WHICH MARKET PULP	1991 TOTAL CAPA-CITY	1991 OF WHICH MARKET PULP	1992 TOTAL CAPA-CITY	1993 TOTAL CAPA-CITY
		1000 METRIC TONS (AIR DRY) PER YEAR									
1	WOOD PULP FOR PAPER AND PAPERBOARD	0	0	0	0	0	0	0	0	0	0
1.1	MECHANICAL PULP	0	0	0	0	0	0	0	0	0	0
1.11	MECHANICAL NON-CONIFEROUS PULP	0	0	0	0	0	0	0	0	0	0
1.12	MECHANICAL CONIFEROUS PULP	0	0	0	0	0	0	0	0	0	0
1.2	THERMO-MECHANICAL PULP	0	0	0	0	0	0	0	0	0	0
1.21	THERMO-MECHANICAL NON-CONIFEROUS PULP	0	0	0	0	0	0	0	0	0	0
1.22	THERMO-MECHANICAL CONIFEROUS PULP	0	0	0	0	0	0	0	0	0	0
1.3	SEMI-CHEMICAL PULP	0	0	0	0	0	0	0	0	0	0
1.31	SEMI-CHEMICAL NON-CONIFEROUS PULP	0	0	0	0	0	0	0	0	0	0
1.32	SEMI-CHEMICAL CONIFEROUS PULP	0	0	0	0	0	0	0	0	0	0
1.4	CHEMICAL PULP TOTAL	0	0	0	0	0	0	0	0	0	0
1.41	UNBLEACHED SULPHITE PULP	0	0	0	0	0	0	0	0	0	0
1.411	UNBLEACHED NON-CONIFEROUS SULPHITE PULP	0	0	0	0	0	0	0	0	0	0
1.412	UNBLEACHED CONIFEROUS SULPHITE PULP	0	0	0	0	0	0	0	0	0	0
1.42	BLEACHED SULPHITE PULP	0	0	0	0	0	0	0	0	0	0
1.421	BLEACHED NON-CONIFEROUS SULPHITE PULP	0	0	0	0	0	0	0	0	0	0
1.422	BLEACHED CONIFEROUS SULPHITE PULP	0	0	0	0	0	0	0	0	0	0
1.43	UNBLEACHED SULPHATE PULP	0	0	0	0	0	0	0	0	0	0
1.431	UNBLEACHED NON-CONIFEROUS SULPHATE PULP	0	0	0	0	0	0	0	0	0	0
1.432	UNBLEACHED CONIFEROUS SULPHATE PULP	0	0	0	0	0	0	0	0	0	0
1.44	BLEACHED SULPHATE+SODA PULP	0	0	0	0	0	0	0	0	0	0
1.441	BLEACHED NON-CONIFEROUS SULPHATE+SODA PULP	0	0	0	0	0	0	0	0	0	0
1.442	BLEACHED CONIFEROUS SULPHATE+SODA PULP	0	0	0	0	0	0	0	0	0	0
2	PULP OF OTHER FIBRE FOR PAPER AND BOARD	0	0	0	0	0	0	0	0	0	0
2.1	PULP OF STRAW	0	0	0	0	0	0	0	0	0	0
2.2	PULP OF BAGASSE	0	0	0	0	0	0	0	0	0	0
2.3	PULP OF BAMBOO	0	0	0	0	0	0	0	0	0	0
2.4	PULP OF OTHER FIBRE	0	0	0	0	0	0	0	0	0	0
3	DISSOLVING PULP, WOOD+OTHER RAW MATERIALS	0	0	0	0	0	0	0	0	0	0
3.1	NON-CONIFEROUS DISSOLVING PULP	0	0	0	0	0	0	0	0	0	0
3.2	CONIFEROUS DISSOLVING PULP	0	0	0	0	0	0	0	0	0	0

		1988	1989	1990	1991	1992	1993
		TOTAL CAPACITY IN 1000 METRIC TONS PER YEAR					
4	PAPER AND PAPERBOARD	8	8	8	8	8	8
4.1	NEWSPRINT	0	0	0	0	0	0
4.2	OTHER PRINTING AND WRITING PAPER	0	0	0	0	0	0
4.21	COATED PRINTING AND WRITING PAPER	0	0	0	0	0	0
4.211	COATED WOOD CONTAINING PRINT&WRITING PAPER	0	0	0	0	0	0
4.212	COATED WOODFREE PRINTING & WRITING PAPER	0	0	0	0	0	0
4.22	UNCOATED PRINTING AND WRITING PAPER	0	0	0	0	0	0
4.221	UNCOATED WOOD CONTAINING PRINT&WRIT PAPER	0	0	0	0	0	0
4.222	UNCOATED WOODFREE PRINTING & WRIT PAPER	0	0	0	0	0	0
4.3	OTHER PAPER AND PAPERBOARD	8	8	8	8	8	8
4.31	HOUSEHOLD AND SANITARY PAPER	0	0	0	0	0	0
4.32	WRAPPING AND PACKAGING PAPER AND BOARD	8	8	8	8	8	8
4.321	LINERBOARD	0	0	0	0	0	0
4.3211	KRAFT LINER	0	0	0	0	0	0
4.32111	UNBLEACHED KRAFT LINER	0	0	0	0	0	0
4.32112	BLEACHED KRAFT LINER	0	0	0	0	0	0
4.3212	OTHER LINERBOARD	0	0	0	0	0	0
4.322	FLUTING MEDIUM	0	0	0	0	0	0
4.3221	SEMI-CHEMICAL FLUTING MEDIUM	0	0	0	0	0	0
4.3222	OTHER FLUTING MEDIUM	0	0	0	0	0	0
4.323	KRAFT WRAPPING AND PACKAGING	0	0	0	0	0	0
4.3231	SACK KRAFT	0	0	0	0	0	0
4.3232	OTHER KRAFT WRAPPING AND PACKAGING	0	0	0	0	0	0
4.324	FOLDING BOXBOARD	0	0	0	0	0	0
4.3241	PULP BASED FOLDING BOXBOARD	0	0	0	0	0	0
4.32411	BLEACHED CHEMICAL PULP FOLDING BOXBOARD	0	0	0	0	0	0
4.32412	OTHER PULP BASED FOLDING BOXBOARD	0	0	0	0	0	0
4.3242	WASTE PAPER BASED FOLDING BOXBOARD	0	0	0	0	0	0
4.325	OTHER WRAPPING AND PACKAGING N.E.S.	8	8	8	8	8	8
4.3251	OTHER WRAPPING PAPER	6	6	6	6	6	6
4.3252	OTHER PACKAGING PAPERBOARD	2	2	2	2	2	2
4.33	OTHER PAPER AND PAPERBOARD N.E.S. TOTAL	0	0	0	0	0	0
4.331	OTHER PAPER N.E.S.	0	0	0	0	0	0
4.332	OTHER PAPERBOARD N.E.S.	0	0	0	0	0	0

SWAZILAND

	PROCESS	1988 TOTAL CAPACITY	1988 OF WHICH MARKET PULP	1989 TOTAL CAPACITY	1989 OF WHICH MARKET PULP	1990 TOTAL CAPACITY	1990 OF WHICH MARKET PULP	1991 TOTAL CAPACITY	1991 OF WHICH MARKET PULP	1992 TOTAL CAPACITY	1993 TOTAL CAPACITY
		1000 METRIC TONS (AIR DRY) PER YEAR									
1	WOOD PULP FOR PAPER AND PAPERBOARD	180	180	180	180	180	180	190	190	200	200
1.1	MECHANICAL PULP	0	0	0	0	0	0	0	0	0	0
1.11	MECHANICAL NON-CONIFEROUS PULP	0	0	0	0	0	0	0	0	0	0
1.12	MECHANICAL CONIFEROUS PULP	0	0	0	0	0	0	0	0	0	0
1.2	THERMO-MECHANICAL PULP	0	0	0	0	0	0	0	0	0	0
1.21	THERMO-MECHANICAL NON-CONIFEROUS PULP	0	0	0	0	0	0	0	0	0	0
1.22	THERMO-MECHANICAL CONIFEROUS PULP	0	0	0	0	0	0	0	0	0	0
1.3	SEMI-CHEMICAL PULP	0	0	0	0	0	0	0	0	0	0
1.31	SEMI-CHEMICAL NON-CONIFEROUS PULP	0	0	0	0	0	0	0	0	0	0
1.32	SEMI-CHEMICAL CONIFEROUS PULP	0	0	0	0	0	0	0	0	0	0
1.4	CHEMICAL PULP TOTAL	180	180	180	180	180	180	190	190	200	200
1.41	UNBLEACHED SULPHITE PULP	0	0	0	0	0	0	0	0	0	0
1.411	UNBLEACHED NON-CONIFEROUS SULPHITE PULP	0	0	0	0	0	0	0	0	0	0
1.412	UNBLEACHED CONIFEROUS SULPHITE PULP	0	0	0	0	0	0	0	0	0	0
1.42	BLEACHED SULPHITE PULP	0	0	0	0	0	0	0	0	0	0
1.421	BLEACHED NON-CONIFEROUS SULPHITE PULP	0	0	0	0	0	0	0	0	0	0
1.422	BLEACHED CONIFEROUS SULPHITE PULP	0	0	0	0	0	0	0	0	0	0
1.43	UNBLEACHED SULPHATE PULP	180	180	180	180	180	180	190	190	200	200
1.431	UNBLEACHED NON-CONIFEROUS SULPHATE PULP	0	0	0	0	0	0	0	0	0	0
1.432	UNBLEACHED CONIFEROUS SULPHATE PULP	180	180	180	180	180	180	190	190	200	200
1.44	BLEACHED SULPHATE+SODA PULP	0	0	0	0	0	0	0	0	0	0
1.441	BLEACHED NON-CONIFEROUS SULPHATE+SODA PULP	0	0	0	0	0	0	0	0	0	0
1.442	BLEACHED CONIFEROUS SULPHATE+SODA PULP	0	0	0	0	0	0	0	0	0	0
2	PULP OF OTHER FIBRE FOR PAPER AND BOARD	0	0	0	0	0	0	0	0	0	0
2.1	PULP OF STRAW	0	0	0	0	0	0	0	0	0	0
2.2	PULP OF BAGASSE	0	0	0	0	0	0	0	0	0	0
2.3	PULP OF BAMBOO	0	0	0	0	0	0	0	0	0	0
2.4	PULP OF OTHER FIBRE	0	0	0	0	0	0	0	0	0	0
3	DISSOLVING PULP, WOOD+OTHER RAW MATERIALS	0	0	0	0	0	0	0	0	0	0
3.1	NON-CONIFEROUS DISSOLVING PULP	0	0	0	0	0	0	0	0	0	0
3.2	CONIFEROUS DISSOLVING PULP	0	0	0	0	0	0	0	0	0	0

		1988	1989	1990	1991	1992	1993
		TOTAL CAPACITY IN 1000 METRIC TONS PER YEAR					
4	PAPER AND PAPERBOARD	0	0	0	0	0	0
4.1	NEWSPRINT	0	0	0	0	0	0
4.2	OTHER PRINTING AND WRITING PAPER	0	0	0	0	0	0
4.21	COATED PRINTING AND WRITING PAPER	0	0	0	0	0	0
4.211	COATED WOOD CONTAINING PRINT&WRITING PAPER	0	0	0	0	0	0
4.212	COATED WOODFREE PRINTING & WRITING PAPER	0	0	0	0	0	0
4.22	UNCOATED PRINTING AND WRITING PAPER	0	0	0	0	0	0
4.221	UNCOATED WOOD CONTAINING PRINT&WRIT PAPER	0	0	0	0	0	0
4.222	UNCOATED WOODFREE PRINTING & WRIT PAPER	0	0	0	0	0	0
4.3	OTHER PAPER AND PAPERBOARD	0	0	0	0	0	0
4.31	HOUSEHOLD AND SANITARY PAPER	0	0	0	0	0	0
4.32	WRAPPING AND PACKAGING PAPER AND BOARD	0	0	0	0	0	0
4.321	LINERBOARD	0	0	0	0	0	0
4.3211	KRAFT LINER	0	0	0	0	0	0
4.32111	UNBLEACHED KRAFT LINER	0	0	0	0	0	0
4.32112	BLEACHED KRAFT LINER	0	0	0	0	0	0
4.3212	OTHER LINERBOARD	0	0	0	0	0	0
4.322	FLUTING MEDIUM	0	0	0	0	0	0
4.3221	SEMI-CHEMICAL FLUTING MEDIUM	0	0	0	0	0	0
4.3222	OTHER FLUTING MEDIUM	0	0	0	0	0	0
4.323	KRAFT WRAPPING AND PACKAGING	0	0	0	0	0	0
4.3231	SACK KRAFT	0	0	0	0	0	0
4.3232	OTHER KRAFT WRAPPING AND PACKAGING	0	0	0	0	0	0
4.324	FOLDING BOXBOARD	0	0	0	0	0	0
4.3241	PULP BASED FOLDING BOXBOARD	0	0	0	0	0	0
4.32411	BLEACHED CHEMICAL PULP FOLDING BOXBOARD	0	0	0	0	0	0
4.32412	OTHER PULP BASED FOLDING BOXBOARD	0	0	0	0	0	0
4.3242	WASTE PAPER BASED FOLDING BOXBOARD	0	0	0	0	0	0
4.325	OTHER WRAPPING AND PACKAGING N.E.S.	0	0	0	0	0	0
4.3251	OTHER WRAPPING PAPER	0	0	0	0	0	0
4.3252	OTHER PACKAGING PAPERBOARD	0	0	0	0	0	0
4.33	OTHER PAPER AND PAPERBOARD N.E.S. TOTAL	0	0	0	0	0	0
4.331	OTHER PAPER N.E.S.	0	0	0	0	0	0
4.332	OTHER PAPERBOARD N.E.S.	0	0	0	0	0	0

TANZANIA

	PROCESS	1988 TOTAL CAPA-CITY	1988 OF WHICH MARKET PULP	1989 TOTAL CAPA-CITY	1989 OF WHICH MARKET PULP	1990 TOTAL CAPA-CITY	1990 OF WHICH MARKET PULP	1991 TOTAL CAPA-CITY	1991 OF WHICH MARKET PULP	1992 TOTAL CAPA-CITY	1993 TOTAL CAPA-CITY
		1000 METRIC TONS (AIR DRY) PER YEAR									
1	WOOD PULP FOR PAPER AND PAPERBOARD	67	0	55	0	70	0	80	0	86	86
1.1	MECHANICAL PULP	20	0	13	0	18	0	20	0	22	22
1.11	MECHANICAL NON-CONIFEROUS PULP	0	0	0	0	0	0	0	0	0	0
1.12	MECHANICAL CONIFEROUS PULP	20	0	13	0	18	0	20	0	22	22
1.2	THERMO-MECHANICAL PULP	0	0	0	0	0	0	0	0	0	0
1.21	THERMO-MECHANICAL NON-CONIFEROUS PULP	0	0	0	0	0	0	0	0	0	0
1.22	THERMO-MECHANICAL CONIFEROUS PULP	0	0	0	0	0	0	0	0	0	0
1.3	SEMI-CHEMICAL PULP	0	0	0	0	0	0	0	0	0	0
1.31	SEMI-CHEMICAL NON-CONIFEROUS PULP	0	0	0	0	0	0	0	0	0	0
1.32	SEMI-CHEMICAL CONIFEROUS PULP	0	0	0	0	0	0	0	0	0	0
1.4	CHEMICAL PULP TOTAL	47	0	42	0	52	0	60	0	64	64
1.41	UNBLEACHED SULPHITE PULP	0	0	0	0	0	0	0	0	0	0
1.411	UNBLEACHED NON-CONIFEROUS SULPHITE PULP	0	0	0	0	0	0	0	0	0	0
1.412	UNBLEACHED CONIFEROUS SULPHITE PULP	0	0	0	0	0	0	0	0	0	0
1.42	BLEACHED SULPHITE PULP	0	0	0	0	0	0	0	0	0	0
1.421	BLEACHED NON-CONIFEROUS SULPHITE PULP	0	0	0	0	0	0	0	0	0	0
1.422	BLEACHED CONIFEROUS SULPHITE PULP	0	0	0	0	0	0	0	0	0	0
1.43	UNBLEACHED SULPHATE PULP	32	0	28	0	33	0	39	0	41	41
1.431	UNBLEACHED NON-CONIFEROUS SULPHATE PULP	0	0	0	0	0	0	0	0	0	0
1.432	UNBLEACHED CONIFEROUS SULPHATE PULP	32	0	28	0	33	0	39	0	41	41
1.44	BLEACHED SULPHATE+SODA PULP	15	0	14	0	19	0	21	0	23	23
1.441	BLEACHED NON-CONIFEROUS SULPHATE+SODA PULP	0	0	0	0	0	0	0	0	0	0
1.442	BLEACHED CONIFEROUS SULPHATE+SODA PULP	15	0	14	0	19	0	21	0	23	23
2	PULP OF OTHER FIBRE FOR PAPER AND BOARD	0	0	0	0	0	0	0	0	0	0
2.1	PULP OF STRAW	0	0	0	0	0	0	0	0	0	0
2.2	PULP OF BAGASSE	0	0	0	0	0	0	0	0	0	0
2.3	PULP OF BAMBOO	0	0	0	0	0	0	0	0	0	0
2.4	PULP OF OTHER FIBRE	0	0	0	0	0	0	0	0	0	0
3	DISSOLVING PULP,WOOD+OTHER RAW MATERIALS	0	0	0	0	0	0	0	0	0	0
3.1	NON-CONIFEROUS DISSOLVING PULP	0	0	0	0	0	0	0	0	0	0
3.2	CONIFEROUS DISSOLVING PULP	0	0	0	0	0	0	0	0	0	0

		1988	1989	1990	1991	1992	1993
		TOTAL CAPACITY IN 1000 METRIC TONS PER YEAR					
4	PAPER AND PAPERBOARD	52	42	53	61	64	64
4.1	NEWSPRINT	17	12	17	19	20	20
4.2	OTHER PRINTING AND WRITING PAPER	8	8	10	11	12	12
4.21	COATED PRINTING AND WRITING PAPER	0	0	0	0	0	0
4.211	COATED WOOD CONTAINING PRINT&WRITING PAPER	0	0	0	0	0	0
4.212	COATED WOODFREE PRINTING & WRITING PAPER	0	0	0	0	0	0
4.22	UNCOATED PRINTING AND WRITING PAPER	8	8	10	11	12	12
4.221	UNCOATED WOOD CONTAINING PRINT&WRIT PAPER	0	5	6	7	7	7
4.222	UNCOATED WOODFREE PRINTING & WRIT PAPER	8	3	4	4	5	5
4.3	OTHER PAPER AND PAPERBOARD	27	22	26	31	32	32
4.31	HOUSEHOLD AND SANITARY PAPER	0	0	0	0	0	0
4.32	WRAPPING AND PACKAGING PAPER AND BOARD	27	22	26	31	32	32
4.321	LINERBOARD	12	6	7	8	9	9
4.3211	KRAFT LINER	12	6	7	8	9	9
4.32111	UNBLEACHED KRAFT LINER	12	6	7	8	9	9
4.32112	BLEACHED KRAFT LINER	0	0	0	0	0	0
4.3212	OTHER LINERBOARD	0	0	0	0	0	0
4.322	FLUTING MEDIUM	1	1	1	1	1	1
4.3221	SEMI-CHEMICAL FLUTING MEDIUM	0	0	0	0	0	0
4.3222	OTHER FLUTING MEDIUM	1	1	1	1	1	1
4.323	KRAFT WRAPPING AND PACKAGING	14	15	18	22	22	22
4.3231	SACK KRAFT	13	13	15	18	19	19
4.3232	OTHER KRAFT WRAPPING AND PACKAGING	1	2	3	4	3	3
4.324	FOLDING BOXBOARD	0	0	0	0	0	0
4.3241	PULP BASED FOLDING BOXBOARD	0	0	0	0	0	0
4.32411	BLEACHED CHEMICAL PULP FOLDING BOXBOARD	0	0	0	0	0	0
4.32412	OTHER PULP BASED FOLDING BOXBOARD	0	0	0	0	0	0
4.3242	WASTE PAPER BASED FOLDING BOXBOARD	0	0	0	0	0	0
4.325	OTHER WRAPPING AND PACKAGING N.E.S.	0	0	0	0	0	0
4.3251	OTHER WRAPPING PAPER	0	0	0	0	0	0
4.3252	OTHER PACKAGING PAPERBOARD	0	0	0	0	0	0
4.33	OTHER PAPER AND PAPERBOARD N.E.S. TOTAL	0	0	0	0	0	0
4.331	OTHER PAPER N.E.S.	0	0	0	0	0	0
4.332	OTHER PAPERBOARD N.E.S.	0	0	0	0	0	0

TUNISIA

	PROCESS	1988 TOTAL CAPA-CITY	1988 OF WHICH MARKET PULP	1989 TOTAL CAPA-CITY	1989 OF WHICH MARKET PULP	1990 TOTAL CAPA-CITY	1990 OF WHICH MARKET PULP	1991 TOTAL CAPA-CITY	1991 OF WHICH MARKET PULP	1992 TOTAL CAPA-CITY	1993 TOTAL CAPA-CITY
		1000 METRIC TONS (AIR DRY) PER YEAR									
1	WOOD PULP FOR PAPER AND PAPERBOARD	0	0	0	0	0	0	0	0	0	0
1.1	MECHANICAL PULP	0	0	0	0	0	0	0	0	0	0
1.11	MECHANICAL NON-CONIFEROUS PULP	0	0	0	0	0	0	0	0	0	0
1.12	MECHANICAL CONIFEROUS PULP	0	0	0	0	0	0	0	0	0	0
1.2	THERMO-MECHANICAL PULP	0	0	0	0	0	0	0	0	0	0
1.21	THERMO-MECHANICAL NON-CONIFEROUS PULP	0	0	0	0	0	0	0	0	0	0
1.22	THERMO-MECHANICAL CONIFEROUS PULP	0	0	0	0	0	0	0	0	0	0
1.3	SEMI-CHEMICAL PULP	0	0	0	0	0	0	0	0	0	0
1.31	SEMI-CHEMICAL NON-CONIFEROUS PULP	0	0	0	0	0	0	0	0	0	0
1.32	SEMI-CHEMICAL CONIFEROUS PULP	0	0	0	0	0	0	0	0	0	0
1.4	CHEMICAL PULP TOTAL	0	0	0	0	0	0	0	0	0	0
1.41	UNBLEACHED SULPHITE PULP	0	0	0	0	0	0	0	0	0	0
1.411	UNBLEACHED NON-CONIFEROUS SULPHITE PULP	0	0	0	0	0	0	0	0	0	0
1.412	UNBLEACHED CONIFEROUS SULPHITE PULP	0	0	0	0	0	0	0	0	0	0
1.42	BLEACHED SULPHITE PULP	0	0	0	0	0	0	0	0	0	0
1.421	BLEACHED NON-CONIFEROUS SULPHITE PULP	0	0	0	0	0	0	0	0	0	0
1.422	BLEACHED CONIFEROUS SULPHITE PULP	0	0	0	0	0	0	0	0	0	0
1.43	UNBLEACHED SULPHATE PULP	0	0	0	0	0	0	0	0	0	0
1.431	UNBLEACHED NON-CONIFEROUS SULPHATE PULP	0	0	0	0	0	0	0	0	0	0
1.432	UNBLEACHED CONIFEROUS SULPHATE PULP	0	0	0	0	0	0	0	0	0	0
1.44	BLEACHED SULPHATE+SODA PULP	0	0	0	0	0	0	0	0	0	0
1.441	BLEACHED NON-CONIFEROUS SULPHATE+SODA PULP	0	0	0	0	0	0	0	0	0	0
1.442	BLEACHED CONIFEROUS SULPHATE+SODA PULP	0	0	0	0	0	0	0	0	0	0
2	PULP OF OTHER FIBRE FOR PAPER AND BOARD	18	16	18	16	18	16	18	16	18	18
2.1	PULP OF STRAW	0	0	0	0	0	0	0	0	0	0
2.2	PULP OF BAGASSE	0	0	0	0	0	0	0	0	0	0
2.3	PULP OF BAMBOO	0	0	0	0	0	0	0	0	0	0
2.4	PULP OF OTHER FIBRE	18	16	18	16	18	16	18	16	18	18
3	DISSOLVING PULP,WOOD+OTHER RAW MATERIALS	0	0	0	0	0	0	0	0	0	0
3.1	NON-CONIFEROUS DISSOLVING PULP	0	0	0	0	0	0	0	0	0	0
3.2	CONIFEROUS DISSOLVING PULP	0	0	0	0	0	0	0	0	0	0

	PROCESS	1988	1989	1990	1991	1992	1993
		TOTAL CAPACITY IN 1000 METRIC TONS PER YEAR					
4	PAPER AND PAPERBOARD	70	79	86	90	90	90
4.1	NEWSPRINT	0	0	0	0	0	0
4.2	OTHER PRINTING AND WRITING PAPER	24	26	27	27	27	27
4.21	COATED PRINTING AND WRITING PAPER	2	2	3	3	3	3
4.211	COATED WOOD CONTAINING PRINT&WRITING PAPER	-	-	-	-	-	-
4.212	COATED WOODFREE PRINTING & WRITING PAPER	-	-	-	-	-	-
4.22	UNCOATED PRINTING AND WRITING PAPER	22	24	24	24	24	24
4.221	UNCOATED WOOD CONTAINING PRINT&WRIT PAPER	0	0	0	0	0	0
4.222	UNCOATED WOODFREE PRINTING & WRIT PAPER	22	24	24	24	24	24
4.3	OTHER PAPER AND PAPERBOARD	46	53	59	63	63	63
4.31	HOUSEHOLD AND SANITARY PAPER	3	3	3	3	3	3
4.32	WRAPPING AND PACKAGING PAPER AND BOARD	43	50	56	60	60	60
4.321	LINERBOARD	12	14	16	18	18	18
4.3211	KRAFT LINER	12	14	16	18	18	18
4.32111	UNBLEACHED KRAFT LINER	0	0	0	0	0	0
4.32112	BLEACHED KRAFT LINER	12	14	16	18	18	18
4.3212	OTHER LINERBOARD	0	0	0	0	0	0
4.322	FLUTING MEDIUM	8	9	10	12	12	12
4.3221	SEMI-CHEMICAL FLUTING MEDIUM	8	9	10	12	12	12
4.3222	OTHER FLUTING MEDIUM	0	0	0	0	0	0
4.323	KRAFT WRAPPING AND PACKAGING	14	17	20	20	20	20
4.3231	SACK KRAFT	12	15	18	18	18	18
4.3232	OTHER KRAFT WRAPPING AND PACKAGING	2	2	2	2	2	2
4.324	FOLDING BOXBOARD	0	0	0	0	0	0
4.3241	PULP BASED FOLDING BOXBOARD	0	0	0	0	0	0
4.32411	BLEACHED CHEMICAL PULP FOLDING BOXBOARD	0	0	0	0	0	0
4.32412	OTHER PULP BASED FOLDING BOXBOARD	0	0	0	0	0	0
4.3242	WASTE PAPER BASED FOLDING BOXBOARD	0	0	0	0	0	0
4.325	OTHER WRAPPING AND PACKAGING N.E.S.	9	10	10	10	10	10
4.3251	OTHER WRAPPING PAPER	7	8	8	8	8	8
4.3252	OTHER PACKAGING PAPERBOARD	2	2	2	2	2	2
4.33	OTHER PAPER AND PAPERBOARD N.E.S. TOTAL	0	0	0	0	0	0
4.331	OTHER PAPER N.E.S.	0	0	0	0	0	0
4.332	OTHER PAPERBOARD N.E.S.	0	0	0	0	0	0

UGANDA

	PROCESS	1988 TOTAL CAPACITY	1988 OF WHICH MARKET PULP	1989 TOTAL CAPACITY	1989 OF WHICH MARKET PULP	1990 TOTAL CAPACITY	1990 OF WHICH MARKET PULP	1991 TOTAL CAPACITY	1991 OF WHICH MARKET PULP	1992 TOTAL CAPACITY	1993 TOTAL CAPACITY
		1000 METRIC TONS (AIR DRY) PER YEAR									
1	WOOD PULP FOR PAPER AND PAPERBOARD	0	0	0	0	0	0	0	0	0	0
1.1	MECHANICAL PULP	0	0	0	0	0	0	0	0	0	0
1.11	MECHANICAL NON-CONIFEROUS PULP	0	0	0	0	0	0	0	0	0	0
1.12	MECHANICAL CONIFEROUS PULP	0	0	0	0	0	0	0	0	0	0
1.2	THERMO-MECHANICAL PULP	0	0	0	0	0	0	0	0	0	0
1.21	THERMO-MECHANICAL NON-CONIFEROUS PULP	0	0	0	0	0	0	0	0	0	0
1.22	THERMO-MECHANICAL CONIFEROUS PULP	0	0	0	0	0	0	0	0	0	0
1.3	SEMI-CHEMICAL PULP	0	0	0	0	0	0	0	0	0	0
1.31	SEMI-CHEMICAL NON-CONIFEROUS PULP	0	0	0	0	0	0	0	0	0	0
1.32	SEMI-CHEMICAL CONIFEROUS PULP	0	0	0	0	0	0	0	0	0	0
1.4	CHEMICAL PULP TOTAL	0	0	0	0	0	0	0	0	0	0
1.41	UNBLEACHED SULPHITE PULP	0	0	0	0	0	0	0	0	0	0
1.411	UNBLEACHED NON-CONIFEROUS SULPHITE PULP	0	0	0	0	0	0	0	0	0	0
1.412	UNBLEACHED CONIFEROUS SULPHITE PULP	0	0	0	0	0	0	0	0	0	0
1.42	BLEACHED SULPHITE PULP	0	0	0	0	0	0	0	0	0	0
1.421	BLEACHED NON-CONIFEROUS SULPHITE PULP	0	0	0	0	0	0	0	0	0	0
1.422	BLEACHED CONIFEROUS SULPHITE PULP	0	0	0	0	0	0	0	0	0	0
1.43	UNBLEACHED SULPHATE PULP	0	0	0	0	0	0	0	0	0	0
1.431	UNBLEACHED NON-CONIFEROUS SULPHATE PULP	0	0	0	0	0	0	0	0	0	0
1.432	UNBLEACHED CONIFEROUS SULPHATE PULP	0	0	0	0	0	0	0	0	0	0
1.44	BLEACHED SULPHATE+SODA PULP	0	0	0	0	0	0	0	0	0	0
1.441	BLEACHED NON-CONIFEROUS SULPHATE+SODA PULP	0	0	0	0	0	0	0	0	0	0
1.442	BLEACHED CONIFEROUS SULPHATE+SODA PULP	0	0	0	0	0	0	0	0	0	0
2	PULP OF OTHER FIBRE FOR PAPER AND BOARD	0	0	0	0	0	0	0	0	0	0
2.1	PULP OF STRAW	0	0	0	0	0	0	0	0	0	0
2.2	PULP OF BAGASSE	0	0	0	0	0	0	0	0	0	0
2.3	PULP OF BAMBOO	0	0	0	0	0	0	0	0	0	0
2.4	PULP OF OTHER FIBRE	0	0	0	0	0	0	0	0	0	0
3	DISSOLVING PULP, WOOD+OTHER RAW MATERIALS	0	0	0	0	0	0	0	0	0	0
3.1	NON-CONIFEROUS DISSOLVING PULP	0	0	0	0	0	0	0	0	0	0
3.2	CONIFEROUS DISSOLVING PULP	0	0	0	0	0	0	0	0	0	0

		1988	1989	1990	1991	1992	1993
		TOTAL CAPACITY IN 1000 METRIC TONS PER YEAR					
4	PAPER AND PAPERBOARD	7	7	7	7	7	7
4.1	NEWSPRINT	0	0	0	0	0	0
4.2	OTHER PRINTING AND WRITING PAPER	6	6	6	6	6	6
4.21	COATED PRINTING AND WRITING PAPER	0	0	0	0	0	0
4.211	COATED WOOD CONTAINING PRINT&WRITING PAPER	0	0	0	0	0	0
4.212	COATED WOODFREE PRINTING & WRITING PAPER	0	0	0	0	0	0
4.22	UNCOATED PRINTING AND WRITING PAPER	6	6	6	6	6	6
4.221	UNCOATED WOOD CONTAINING PRINT&WRIT PAPER	0	0	0	0	0	0
4.222	UNCOATED WOODFREE PRINTING & WRIT PAPER	6	6	6	6	6	6
4.3	OTHER PAPER AND PAPERBOARD	1	1	1	1	1	1
4.31	HOUSEHOLD AND SANITARY PAPER	0	0	0	0	0	0
4.32	WRAPPING AND PACKAGING PAPER AND BOARD	1	1	1	1	1	1
4.321	LINERBOARD	0	0	0	0	0	0
4.3211	KRAFT LINER	0	0	0	0	0	0
4.32111	UNBLEACHED KRAFT LINER	0	0	0	0	0	0
4.32112	BLEACHED KRAFT LINER	0	0	0	0	0	0
4.3212	OTHER LINERBOARD	0	0	0	0	0	0
4.322	FLUTING MEDIUM	1	1	1	1	1	1
4.3221	SEMI-CHEMICAL FLUTING MEDIUM	0	0	0	0	0	0
4.3222	OTHER FLUTING MEDIUM	1	1	1	1	1	1
4.323	KRAFT WRAPPING AND PACKAGING	0	0	0	0	0	0
4.3231	SACK KRAFT	0	0	0	0	0	0
4.3232	OTHER KRAFT WRAPPING AND PACKAGING	0	0	0	0	0	0
4.324	FOLDING BOXBOARD	0	0	0	0	0	0
4.3241	PULP BASED FOLDING BOXBOARD	0	0	0	0	0	0
4.32411	BLEACHED CHEMICAL PULP FOLDING BOXBOARD	0	0	0	0	0	0
4.32412	OTHER PULP BASED FOLDING BOXBOARD	0	0	0	0	0	0
4.3242	WASTE PAPER BASED FOLDING BOXBOARD	0	0	0	0	0	0
4.325	OTHER WRAPPING AND PACKAGING N.E.S.	0	0	0	0	0	0
4.3251	OTHER WRAPPING PAPER	0	0	0	0	0	0
4.3252	OTHER PACKAGING PAPERBOARD	0	0	0	0	0	0
4.33	OTHER PAPER AND PAPERBOARD N.E.S. TOTAL	0	0	0	0	0	0
4.331	OTHER PAPER N.E.S.	0	0	0	0	0	0
4.332	OTHER PAPERBOARD N.E.S.	0	0	0	0	0	0

*)

ZAIRE

	PROCESS	1988 TOTAL CAPACITY	1988 OF WHICH MARKET PULP	1989 TOTAL CAPACITY	1989 OF WHICH MARKET PULP	1990 TOTAL CAPACITY	1990 OF WHICH MARKET PULP	1991 TOTAL CAPACITY	1991 OF WHICH MARKET PULP	1992 TOTAL CAPACITY	1993 TOTAL CAPACITY
		1000 METRIC TONS (AIR DRY) PER YEAR									
1	WOOD PULP FOR PAPER AND PAPERBOARD	0	0	0	0	0	0	0	0	0	0
1.1	MECHANICAL PULP	0	0	0	0	0	0	0	0	0	0
1.11	MECHANICAL NON-CONIFEROUS PULP	0	0	0	0	0	0	0	0	0	0
1.12	MECHANICAL CONIFEROUS PULP	0	0	0	0	0	0	0	0	0	0
1.2	THERMO-MECHANICAL PULP	0	0	0	0	0	0	0	0	0	0
1.21	THERMO-MECHANICAL NON-CONIFEROUS PULP	0	0	0	0	0	0	0	0	0	0
1.22	THERMO-MECHANICAL CONIFEROUS PULP	0	0	0	0	0	0	0	0	0	0
1.3	SEMI-CHEMICAL PULP	0	0	0	0	0	0	0	0	0	0
1.31	SEMI-CHEMICAL NON-CONIFEROUS PULP	0	0	0	0	0	0	0	0	0	0
1.32	SEMI-CHEMICAL CONIFEROUS PULP	0	0	0	0	0	0	0	0	0	0
1.4	CHEMICAL PULP TOTAL	0	0	0	0	0	0	0	0	0	0
1.41	UNBLEACHED SULPHITE PULP	0	0	0	0	0	0	0	0	0	0
1.411	UNBLEACHED NON-CONIFEROUS SULPHITE PULP	0	0	0	0	0	0	0	0	0	0
1.412	UNBLEACHED CONIFEROUS SULPHITE PULP	0	0	0	0	0	0	0	0	0	0
1.42	BLEACHED SULPHITE PULP	0	0	0	0	0	0	0	0	0	0
1.421	BLEACHED NON-CONIFEROUS SULPHITE PULP	0	0	0	0	0	0	0	0	0	0
1.422	BLEACHED CONIFEROUS SULPHITE PULP	0	0	0	0	0	0	0	0	0	0
1.43	UNBLEACHED SULPHATE PULP	0	0	0	0	0	0	0	0	0	0
1.431	UNBLEACHED NON-CONIFEROUS SULPHATE PULP	0	0	0	0	0	0	0	0	0	0
1.432	UNBLEACHED CONIFEROUS SULPHATE PULP	0	0	0	0	0	0	0	0	0	0
1.44	BLEACHED SULPHATE+SODA PULP	0	0	0	0	0	0	0	0	0	0
1.441	BLEACHED NON-CONIFEROUS SULPHATE+SODA PULP	0	0	0	0	0	0	0	0	0	0
1.442	BLEACHED CONIFEROUS SULPHATE+SODA PULP	0	0	0	0	0	0	0	0	0	0
2	PULP OF OTHER FIBRE FOR PAPER AND BOARD	0	0	0	0	0	0	0	0	0	0
2.1	PULP OF STRAW	0	0	0	0	0	0	0	0	0	0
2.2	PULP OF BAGASSE	0	0	0	0	0	0	0	0	0	0
2.3	PULP OF BAMBOO	0	0	0	0	0	0	0	0	0	0
2.4	PULP OF OTHER FIBRE	0	0	0	0	0	0	0	0	0	0
3	DISSOLVING PULP,WOOD+OTHER RAW MATERIALS	0	0	0	0	0	0	0	0	0	0
3.1	NON-CONIFEROUS DISSOLVING PULP	0	0	0	0	0	0	0	0	0	0
3.2	CONIFEROUS DISSOLVING PULP	0	0	0	0	0	0	0	0	0	0

		1988	1989	1990	1991	1992	1993
		TOTAL CAPACITY IN 1000 METRIC TONS PER YEAR					
4	PAPER AND PAPERBOARD	2	2	2	2	2	2
4.1	NEWSPRINT	0	0	0	0	0	0
4.2	OTHER PRINTING AND WRITING PAPER	0	0	0	0	0	0
4.21	COATED PRINTING AND WRITING PAPER	0	0	0	0	0	0
4.211	COATED WOOD CONTAINING PRINT&WRITING PAPER	0	0	0	0	0	0
4.212	COATED WOODFREE PRINTING & WRITING PAPER	0	0	0	0	0	0
4.22	UNCOATED PRINTING AND WRITING PAPER	0	0	0	0	0	0
4.221	UNCOATED WOOD CONTAINING PRINT&WRIT PAPER	0	0	0	0	0	0
4.222	UNCOATED WOODFREE PRINTING & WRIT PAPER	0	0	0	0	0	0
4.3	OTHER PAPER AND PAPERBOARD	2	2	2	2	2	2
4.31	HOUSEHOLD AND SANITARY PAPER	0	0	0	0	0	0
4.32	WRAPPING AND PACKAGING PAPER AND BOARD	2	2	2	2	2	2
4.321	LINERBOARD	0	0	0	0	0	0
4.3211	KRAFT LINER	0	0	0	0	0	0
4.32111	UNBLEACHED KRAFT LINER	0	0	0	0	0	0
4.32112	BLEACHED KRAFT LINER	0	0	0	0	0	0
4.3212	OTHER LINERBOARD	0	0	0	0	0	0
4.322	FLUTING MEDIUM	0	0	0	0	0	0
4.3221	SEMI-CHEMICAL FLUTING MEDIUM	0	0	0	0	0	0
4.3222	OTHER FLUTING MEDIUM	0	0	0	0	0	0
4.323	KRAFT WRAPPING AND PACKAGING	0	0	0	0	0	0
4.3231	SACK KRAFT	0	0	0	0	0	0
4.3232	OTHER KRAFT WRAPPING AND PACKAGING	0	0	0	0	0	0
4.324	FOLDING BOXBOARD	0	0	0	0	0	0
4.3241	PULP BASED FOLDING BOXBOARD	0	0	0	0	0	0
4.32411	BLEACHED CHEMICAL PULP FOLDING BOXBOARD	0	0	0	0	0	0
4.32412	OTHER PULP BASED FOLDING BOXBOARD	0	0	0	0	0	0
4.3242	WASTE PAPER BASED FOLDING BOXBOARD	0	0	0	0	0	0
4.325	OTHER WRAPPING AND PACKAGING N.E.S.	2	2	2	2	2	2
4.3251	OTHER WRAPPING PAPER	0	0	0	0	0	0
4.3252	OTHER PACKAGING PAPERBOARD	2	2	2	2	2	2
4.33	OTHER PAPER AND PAPERBOARD N.E.S. TOTAL	0	0	0	0	0	0
4.331	OTHER PAPER N.E.S.	0	0	0	0	0	0
4.332	OTHER PAPERBOARD N.E.S.	0	0	0	0	0	0

*)

ZAMBIA

	PROCESS	1988 TOTAL CAPACITY	1988 OF WHICH MARKET PULP	1989 TOTAL CAPACITY	1989 OF WHICH MARKET PULP	1990 TOTAL CAPACITY	1990 OF WHICH MARKET PULP	1991 TOTAL CAPACITY	1991 OF WHICH MARKET PULP	1992 TOTAL CAPACITY	1993 TOTAL CAPACITY
		1000 METRIC TONS (AIR DRY) PER YEAR									
1	WOOD PULP FOR PAPER AND PAPERBOARD	8	4	8	2	12	4	14	4	14	20
1.1	MECHANICAL PULP	0	0	0	0	0	0	0	0	0	0
1.11	MECHANICAL NON-CONIFEROUS PULP	0	0	0	0	0	0	0	0	0	0
1.12	MECHANICAL CONIFEROUS PULP	0	0	0	0	0	0	0	0	0	0
1.2	THERMO-MECHANICAL PULP	8	4	8	2	12	4	14	4	14	20
1.21	THERMO-MECHANICAL NON-CONIFEROUS PULP	0	0	0	0	0	0	0	0	0	0
1.22	THERMO-MECHANICAL CONIFEROUS PULP	8	4	8	2	12	4	14	4	14	20
1.3	SEMI-CHEMICAL PULP	0	0	0	0	0	0	0	0	0	0
1.31	SEMI-CHEMICAL NON-CONIFEROUS PULP	0	0	0	0	0	0	0	0	0	0
1.32	SEMI-CHEMICAL CONIFEROUS PULP	0	0	0	0	0	0	0	0	0	0
1.4	CHEMICAL PULP TOTAL	0	0	0	0	0	0	0	0	0	0
1.41	UNBLEACHED SULPHITE PULP	0	0	0	0	0	0	0	0	0	0
1.411	UNBLEACHED NON-CONIFEROUS SULPHITE PULP	0	0	0	0	0	0	0	0	0	0
1.412	UNBLEACHED CONIFEROUS SULPHITE PULP	0	0	0	0	0	0	0	0	0	0
1.42	BLEACHED SULPHITE PULP	0	0	0	0	0	0	0	0	0	0
1.421	BLEACHED NON-CONIFEROUS SULPHITE PULP	0	0	0	0	0	0	0	0	0	0
1.422	BLEACHED CONIFEROUS SULPHITE PULP	0	0	0	0	0	0	0	0	0	0
1.43	UNBLEACHED SULPHATE PULP	0	0	0	0	0	0	0	0	0	0
1.431	UNBLEACHED NON-CONIFEROUS SULPHATE PULP	0	0	0	0	0	0	0	0	0	0
1.432	UNBLEACHED CONIFEROUS SULPHATE PULP	0	0	0	0	0	0	0	0	0	0
1.44	BLEACHED SULPHATE+SODA PULP	0	0	0	0	0	0	0	0	0	0
1.441	BLEACHED NON-CONIFEROUS SULPHATE+SODA PULP	0	0	0	0	0	0	0	0	0	0
1.442	BLEACHED CONIFEROUS SULPHATE+SODA PULP	0	0	0	0	0	0	0	0	0	0
2	PULP OF OTHER FIBRE FOR PAPER AND BOARD	2	0	3	0	3	0	3	0	3	3
2.1	PULP OF STRAW	0	0	0	0	0	0	0	0	0	0
2.2	PULP OF BAGASSE	0	0	0	0	0	0	0	0	0	0
2.3	PULP OF BAMBOO	0	0	0	0	0	0	0	0	0	0
2.4	PULP OF OTHER FIBRE	2	0	3	0	3	0	3	0	3	3
3	DISSOLVING PULP,WOOD+OTHER RAW MATERIALS	0	0	0	0	0	0	0	0	0	0
3.1	NON-CONIFEROUS DISSOLVING PULP	0	0	0	0	0	0	0	0	0	0
3.2	CONIFEROUS DISSOLVING PULP	0	0	0	0	0	0	0	0	0	0

		1988	1989	1990	1991	1992	1993
		TOTAL CAPACITY IN 1000 METRIC TONS PER YEAR					
4	PAPER AND PAPERBOARD	12	13	14	15	15	15
4.1	NEWSPRINT	4	5	6	7	7	7
4.2	OTHER PRINTING AND WRITING PAPER	2	2	2	2	2	2
4.21	COATED PRINTING AND WRITING PAPER	0	0	0	0	0	0
4.211	COATED WOOD CONTAINING PRINT&WRITING PAPER	0	0	0	0	0	0
4.212	COATED WOODFREE PRINTING & WRITING PAPER	0	0	0	0	0	0
4.22	UNCOATED PRINTING AND WRITING PAPER	2	2	2	2	2	2
4.221	UNCOATED WOOD CONTAINING PRINT&WRIT PAPER	0	0	0	0	0	0
4.222	UNCOATED WOODFREE PRINTING & WRIT PAPER	2	2	2	2	2	2
4.3	OTHER PAPER AND PAPERBOARD	6	6	6	6	6	6
4.31	HOUSEHOLD AND SANITARY PAPER	2	2	2	2	2	2
4.32	WRAPPING AND PACKAGING PAPER AND BOARD	4	4	4	4	4	4
4.321	LINERBOARD	1	1	1	1	1	1
4.3211	KRAFT LINER	1	1	1	1	1	1
4.32111	UNBLEACHED KRAFT LINER	1	1	1	1	1	1
4.32112	BLEACHED KRAFT LINER	0	0	0	0	0	0
4.3212	OTHER LINERBOARD	0	0	0	0	0	0
4.322	FLUTING MEDIUM	1	1	1	1	1	1
4.3221	SEMI-CHEMICAL FLUTING MEDIUM	.	.	.	.	.	.
4.3222	OTHER FLUTING MEDIUM	.	.	.	.	.	.
4.323	KRAFT WRAPPING AND PACKAGING	2	2	2	2	2	2
4.3231	SACK KRAFT	0	0	0	0	0	0
4.3232	OTHER KRAFT WRAPPING AND PACKAGING	2	2	2	2	2	2
4.324	FOLDING BOXBOARD	0	0	0	0	0	0
4.3241	PULP BASED FOLDING BOXBOARD	0	0	0	0	0	0
4.32411	BLEACHED CHEMICAL PULP FOLDING BOXBOARD	0	0	0	0	0	0
4.32412	OTHER PULP BASED FOLDING BOXBOARD	0	0	0	0	0	0
4.3242	WASTE PAPER BASED FOLDING BOXBOARD	0	0	0	0	0	0
4.325	OTHER WRAPPING AND PACKAGING N.E.S.	0	0	0	0	0	0
4.3251	OTHER WRAPPING PAPER	0	0	0	0	0	0
4.3252	OTHER PACKAGING PAPERBOARD	0	0	0	0	0	0
4.33	OTHER PAPER AND PAPERBOARD N.E.S. TOTAL	0	0	0	0	0	0
4.331	OTHER PAPER N.E.S.	0	0	0	0	0	0
4.332	OTHER PAPERBOARD N.E.S.	0	0	0	0	0	0

CANADA

	PROCESS	1988 TOTAL CAPA-CITY	1988 OF WHICH MARKET PULP	1989 TOTAL CAPA-CITY	1989 OF WHICH MARKET PULP	1990 TOTAL CAPA-CITY	1990 OF WHICH MARKET PULP	1991 TOTAL CAPA-CITY	1991 OF WHICH MARKET PULP	1992 TOTAL CAPA-CITY	1993 TOTAL CAPA-CITY
		1000 METRIC TONS (AIR DRY) PER YEAR									
1	WOOD PULP FOR PAPER AND PAPERBOARD	24744	8135	25757	8539	26944	8739	28142	9208	28713	28713
1.1	MECHANICAL PULP	5838	166	5768	102	5296	52	5223	32	5259	5259
1.11	MECHANICAL NON-CONIFEROUS PULP	.	.	.	.	.	.	.	.	.	.
1.12	MECHANICAL CONIFEROUS PULP	.	.	.	.	.	.	.	.	.	.
1.2	THERMO-MECHANICAL PULP	5062	579	5986	1008	7190	1095	8034	1266	8182	8182
1.21	THERMO-MECHANICAL NON-CONIFEROUS PULP	.	.	.	.	.	.	.	.	.	.
1.22	THERMO-MECHANICAL CONIFEROUS PULP	.	.	.	.	.	.	.	.	.	.
1.3	SEMI-CHEMICAL PULP	465	0	490	0	513	0	513	0	514	514
1.31	SEMI-CHEMICAL NON-CONIFEROUS PULP	.	.	.	.	.	.	.	.	.	.
1.32	SEMI-CHEMICAL CONIFEROUS PULP	.	.	.	.	.	.	.	.	.	.
1.4	CHEMICAL PULP TOTAL	13379	7390	13513	7429	13945	7592	14372	7910	14758	14758
1.41	UNBLEACHED SULPHITE PULP	1399	24	1393	41	1290	54	1260	54	1266	1266
1.411	UNBLEACHED NON-CONIFEROUS SULPHITE PULP	.	.	.	.	.	.	.	.	.	.
1.412	UNBLEACHED CONIFEROUS SULPHITE PULP	.	.	.	.	.	.	.	.	.	.
1.42	BLEACHED SULPHITE PULP	452	299	460	300	481	286	481	286	481	481
1.421	BLEACHED NON-CONIFEROUS SULPHITE PULP	.	.	.	.	.	.	.	.	.	.
1.422	BLEACHED CONIFEROUS SULPHITE PULP	.	.	.	.	.	.	.	.	.	.
1.43	UNBLEACHED SULPHATE PULP	1561	113	1562	115	1561	110	1561	110	1561	1561
1.431	UNBLEACHED NON-CONIFEROUS SULPHATE PULP	.	.	.	.	.	.	.	.	.	.
1.432	UNBLEACHED CONIFEROUS SULPHATE PULP	.	.	.	.	.	.	.	.	.	.
1.44	BLEACHED SULPHATE+SODA PULP	9967	6954	10098	6973	10613	7142	11070	7460	11450	11450
1.441	BLEACHED NON-CONIFEROUS SULPHATE+SODA PULP	1595	913	1692	935	1916	1034	2170	1251	2422	2422
1.442	BLEACHED CONIFEROUS SULPHATE+SODA PULP	8372	6041	8406	6038	8697	6108	8900	6209	9028	9028
2	PULP OF OTHER FIBRE FOR PAPER AND BOARD	0	0	0	0	0	0	0	0	0	0
2.1	PULP OF STRAW	0	0	0	0	0	0	0	0	0	0
2.2	PULP OF BAGASSE	0	0	0	0	0	0	0	0	0	0
2.3	PULP OF BAMBOO	0	0	0	0	0	0	0	0	0	0
2.4	PULP OF OTHER FIBRE	0	0	0	0	0	0	0	0	0	0
3	DISSOLVING PULP, WOOD+OTHER RAW MATERIALS	277	277	273	273	252	252	252	252	252	252
3.1	NON-CONIFEROUS DISSOLVING PULP	.	.	.	.	.	.	.	.	.	.
3.2	CONIFEROUS DISSOLVING PULP	.	.	.	.	.	.	.	.	.	.

		1988	1989	1990	1991	1992	1993
		TOTAL CAPACITY IN 1000 METRIC TONS PER YEAR					
4	PAPER AND PAPERBOARD	17028	17936	19403	20269	20640	20640
4.1	NEWSPRINT	10085	10350	11035	11565	11830	11830
4.2	OTHER PRINTING AND WRITING PAPER	3016	3566	4041	4261	4321	4321
4.21	COATED PRINTING AND WRITING PAPER	495	535	685	735	785	785
4.211	COATED WOOD CONTAINING PRINT&WRITING PAPER	350	390	520	555	585	585
4.212	COATED WOODFREE PRINTING & WRITING PAPER	145	145	165	180	200	200
4.22	UNCOATED PRINTING AND WRITING PAPER	2521	3031	3356	3526	3536	3536
4.221	UNCOATED WOOD CONTAINING PRINT&WRIT PAPER	1495	1709	1839	1982	1999	1999
4.222	UNCOATED WOODFREE PRINTING & WRIT PAPER	1026	1322	1517	1544	1537	1537
4.3	OTHER PAPER AND PAPERBOARD	3927	4020	4327	4443	4489	4489
4.31	HOUSEHOLD AND SANITARY PAPER	497	524	571	586	599	599
4.32	WRAPPING AND PACKAGING PAPER AND BOARD	3384	3446	3706	3807	3840	3840
4.321	LINERBOARD	1318	1335	1450	1458	1463	1463
4.3211	KRAFT LINER	974	974	1078	1087	1092	1092
4.32111	UNBLEACHED KRAFT LINER	.	.	.	.	.	.
4.32112	BLEACHED KRAFT LINER	.	.	.	.	.	.
4.3212	OTHER LINERBOARD	344	361	372	371	371	371
4.322	FLUTING MEDIUM	721	764	803	817	824	824
4.3221	SEMI-CHEMICAL FLUTING MEDIUM	567	607	644	653	657	657
4.3222	OTHER FLUTING MEDIUM	154	157	159	164	167	167
4.323	KRAFT WRAPPING AND PACKAGING	560	531	523	539	546	546
4.3231	SACK KRAFT	347	341	340	339	340	340
4.3232	OTHER KRAFT WRAPPING AND PACKAGING	213	190	183	200	206	206
4.324	FOLDING BOXBOARD	415	441	551	612	624	624
4.3241	PULP BASED FOLDING BOXBOARD	415	441	551	612	624	624
4.32411	BLEACHED CHEMICAL PULP FOLDING BOXBOARD	58	58	148	198	198	198
4.32412	OTHER PULP BASED FOLDING BOXBOARD	357	383	403	414	426	426
4.3242	WASTE PAPER BASED FOLDING BOXBOARD	0	0	0	0	0	0
4.325	OTHER WRAPPING AND PACKAGING N.E.S.	370	375	379	381	383	383
4.3251	OTHER WRAPPING PAPER	18	18	18	19	19	19
4.3252	OTHER PACKAGING PAPERBOARD	352	357	361	362	364	364
4.33	OTHER PAPER AND PAPERBOARD N.E.S. TOTAL	46	50	50	50	50	50
4.331	OTHER PAPER N.E.S.	46	50	50	50	50	50
4.332	OTHER PAPERBOARD N.E.S.	0	0	0	0	0	0

COSTA RICA

	PROCESS	1988 TOTAL CAPA-CITY	1988 OF WHICH MARKET PULP	1989 TOTAL CAPA-CITY	1989 OF WHICH MARKET PULP	1990 TOTAL CAPA-CITY	1990 OF WHICH MARKET PULP	1991 TOTAL CAPA-CITY	1991 OF WHICH MARKET PULP	1992 TOTAL CAPA-CITY	1993 TOTAL CAPA-CITY
		1000 METRIC TONS (AIR DRY) PER YEAR									
1	WOOD PULP FOR PAPER AND PAPERBOARD	4	0	4	0	4	0	4	0	4	4
1.1	MECHANICAL PULP	4	0	4	0	4	0	4	0	4	4
1.11	MECHANICAL NON-CONIFEROUS PULP	4	0	4	0	4	0	4	0	4	4
1.12	MECHANICAL CONIFEROUS PULP	0	0	0	0	0	0	0	0	0	0
1.2	THERMO-MECHANICAL PULP	0	0	0	0	0	0	0	0	0	0
1.21	THERMO-MECHANICAL NON-CONIFEROUS PULP	0	0	0	0	0	0	0	0	0	0
1.22	THERMO-MECHANICAL CONIFEROUS PULP	0	0	0	0	0	0	0	0	0	0
1.3	SEMI-CHEMICAL PULP	0	0	0	0	0	0	0	0	0	0
1.31	SEMI-CHEMICAL NON-CONIFEROUS PULP	0	0	0	0	0	0	0	0	0	0
1.32	SEMI-CHEMICAL CONIFEROUS PULP	0	0	0	0	0	0	0	0	0	0
1.4	CHEMICAL PULP TOTAL	0	0	0	0	0	0	0	0	0	0
1.41	UNBLEACHED SULPHITE PULP	0	0	0	0	0	0	0	0	0	0
1.411	UNBLEACHED NON-CONIFEROUS SULPHITE PULP	0	0	0	0	0	0	0	0	0	0
1.412	UNBLEACHED CONIFEROUS SULPHITE PULP	0	0	0	0	0	0	0	0	0	0
1.42	BLEACHED SULPHITE PULP	0	0	0	0	0	0	0	0	0	0
1.421	BLEACHED NON-CONIFEROUS SULPHITE PULP	0	0	0	0	0	0	0	0	0	0
1.422	BLEACHED CONIFEROUS SULPHITE PULP	0	0	0	0	0	0	0	0	0	0
1.43	UNBLEACHED SULPHATE PULP	0	0	0	0	0	0	0	0	0	0
1.431	UNBLEACHED NON-CONIFEROUS SULPHATE PULP	0	0	0	0	0	0	0	0	0	0
1.432	UNBLEACHED CONIFEROUS SULPHATE PULP	0	0	0	0	0	0	0	0	0	0
1.44	BLEACHED SULPHATE+SODA PULP	0	0	0	0	0	0	0	0	0	0
1.441	BLEACHED NON-CONIFEROUS SULPHATE+SODA PULP	0	0	0	0	0	0	0	0	0	0
1.442	BLEACHED CONIFEROUS SULPHATE+SODA PULP	0	0	0	0	0	0	0	0	0	0
2	PULP OF OTHER FIBRE FOR PAPER AND BOARD	0	0	0	0	0	0	0	0	0	0
2.1	PULP OF STRAW	0	0	0	0	0	0	0	0	0	0
2.2	PULP OF BAGASSE	0	0	0	0	0	0	0	0	0	0
2.3	PULP OF BAMBOO	0	0	0	0	0	0	0	0	0	0
2.4	PULP OF OTHER FIBRE	0	0	0	0	0	0	0	0	0	0
3	DISSOLVING PULP, WOOD+OTHER RAW MATERIALS	0	0	0	0	0	0	0	0	0	0
3.1	NON-CONIFEROUS DISSOLVING PULP	0	0	0	0	0	0	0	0	0	0
3.2	CONIFEROUS DISSOLVING PULP	0	0	0	0	0	0	0	0	0	0

		1988	1989	1990	1991	1992	1993
		TOTAL CAPACITY IN 1000 METRIC TONS PER YEAR					
4	PAPER AND PAPERBOARD	19	19	19	19	19	19
4.1	NEWSPRINT	0	0	0	0	0	0
4.2	OTHER PRINTING AND WRITING PAPER	0	0	0	0	0	0
4.21	COATED PRINTING AND WRITING PAPER	0	0	0	0	0	0
4.211	COATED WOOD CONTAINING PRINT&WRITING PAPER	0	0	0	0	0	0
4.212	COATED WOODFREE PRINTING & WRITING PAPER	0	0	0	0	0	0
4.22	UNCOATED PRINTING AND WRITING PAPER	0	0	0	0	0	0
4.221	UNCOATED WOOD CONTAINING PRINT&WRIT PAPER	0	0	0	0	0	0
4.222	UNCOATED WOODFREE PRINTING & WRIT PAPER	0	0	0	0	0	0
4.3	OTHER PAPER AND PAPERBOARD	19	19	19	19	19	19
4.31	HOUSEHOLD AND SANITARY PAPER	18	18	18	18	18	18
4.32	WRAPPING AND PACKAGING PAPER AND BOARD	1	1	1	1	1	1
4.321	LINERBOARD	0	0	0	0	0	0
4.3211	KRAFT LINER	0	0	0	0	0	0
4.32111	UNBLEACHED KRAFT LINER	0	0	0	0	0	0
4.32112	BLEACHED KRAFT LINER	0	0	0	0	0	0
4.3212	OTHER LINERBOARD	0	0	0	0	0	0
4.322	FLUTING MEDIUM	0	0	0	0	0	0
4.3221	SEMI-CHEMICAL FLUTING MEDIUM	0	0	0	0	0	0
4.3222	OTHER FLUTING MEDIUM	0	0	0	0	0	0
4.323	KRAFT WRAPPING AND PACKAGING	1	1	1	1	1	1
4.3231	SACK KRAFT	0	0	0	0	0	0
4.3232	OTHER KRAFT WRAPPING AND PACKAGING	1	1	1	1	1	1
4.324	FOLDING BOXBOARD	0	0	0	0	0	0
4.3241	PULP BASED FOLDING BOXBOARD	0	0	0	0	0	0
4.32411	BLEACHED CHEMICAL PULP FOLDING BOXBOARD	0	0	0	0	0	0
4.32412	OTHER PULP BASED FOLDING BOXBOARD	0	0	0	0	0	0
4.3242	WASTE PAPER BASED FOLDING BOXBOARD	0	0	0	0	0	0
4.325	OTHER WRAPPING AND PACKAGING N.E.S.	0	0	0	0	0	0
4.3251	OTHER WRAPPING PAPER	0	0	0	0	0	0
4.3252	OTHER PACKAGING PAPERBOARD	0	0	0	0	0	0
4.33	OTHER PAPER AND PAPERBOARD N.E.S. TOTAL	0	0	0	0	0	0
4.331	OTHER PAPER N.E.S.	0	0	0	0	0	0
4.332	OTHER PAPERBOARD N.E.S.	0	0	0	0	0	0

*)

CUBA

	PROCESS	1988 TOTAL CAPA-CITY	1988 OF WHICH MARKET PULP	1989 TOTAL CAPA-CITY	1989 OF WHICH MARKET PULP	1990 TOTAL CAPA-CITY	1990 OF WHICH MARKET PULP	1991 TOTAL CAPA-CITY	1991 OF WHICH MARKET PULP	1992 TOTAL CAPA-CITY	1993 TOTAL CAPA-CITY
		1000 METRIC TONS (AIR DRY) PER YEAR									
1	WOOD PULP FOR PAPER AND PAPERBOARD	0	0	0	0	0	0	0	0	0	0
1.1	MECHANICAL PULP	0	0	0	0	0	0	0	0	0	0
1.11	MECHANICAL NON-CONIFEROUS PULP	0	0	0	0	0	0	0	0	0	0
1.12	MECHANICAL CONIFEROUS PULP	0	0	0	0	0	0	0	0	0	0
1.2	THERMO-MECHANICAL PULP	0	0	0	0	0	0	0	0	0	0
1.21	THERMO-MECHANICAL NON-CONIFEROUS PULP	0	0	0	0	0	0	0	0	0	0
1.22	THERMO-MECHANICAL CONIFEROUS PULP	0	0	0	0	0	0	0	0	0	0
1.3	SEMI-CHEMICAL PULP	0	0	0	0	0	0	0	0	0	0
1.31	SEMI-CHEMICAL NON-CONIFEROUS PULP	0	0	0	0	0	0	0	0	0	0
1.32	SEMI-CHEMICAL CONIFEROUS PULP	0	0	0	0	0	0	0	0	0	0
1.4	CHEMICAL PULP TOTAL	0	0	0	0	0	0	0	0	0	0
1.41	UNBLEACHED SULPHITE PULP	0	0	0	0	0	0	0	0	0	0
1.411	UNBLEACHED NON-CONIFEROUS SULPHITE PULP	0	0	0	0	0	0	0	0	0	0
1.412	UNBLEACHED CONIFEROUS SULPHITE PULP	0	0	0	0	0	0	0	0	0	0
1.42	BLEACHED SULPHITE PULP	0	0	0	0	0	0	0	0	0	0
1.421	BLEACHED NON-CONIFEROUS SULPHITE PULP	0	0	0	0	0	0	0	0	0	0
1.422	BLEACHED CONIFEROUS SULPHITE PULP	0	0	0	0	0	0	0	0	0	0
1.43	UNBLEACHED SULPHATE PULP	0	0	0	0	0	0	0	0	0	0
1.431	UNBLEACHED NON-CONIFEROUS SULPHATE PULP	0	0	0	0	0	0	0	0	0	0
1.432	UNBLEACHED CONIFEROUS SULPHATE PULP	0	0	0	0	0	0	0	0	0	0
1.44	BLEACHED SULPHATE+SODA PULP	0	0	0	0	0	0	0	0	0	0
1.441	BLEACHED NON-CONIFEROUS SULPHATE+SODA PULP	0	0	0	0	0	0	0	0	0	0
1.442	BLEACHED CONIFEROUS SULPHATE+SODA PULP	0	0	0	0	0	0	0	0	0	0
2	PULP OF OTHER FIBRE FOR PAPER AND BOARD	108	0	108	0	108	0	108	0	108	108
2.1	PULP OF STRAW	0	0	0	0	0	0	0	0	0	0
2.2	PULP OF BAGASSE	108	0	108	0	108	0	108	0	108	108
2.3	PULP OF BAMBOO	0	0	0	0	0	0	0	0	0	0
2.4	PULP OF OTHER FIBRE	0	0	0	0	0	0	0	0	0	0
3	DISSOLVING PULP, WOOD+OTHER RAW MATERIALS	0	0	0	0	0	0	0	0	0	0
3.1	NON-CONIFEROUS DISSOLVING PULP	0	0	0	0	0	0	0	0	0	0
3.2	CONIFEROUS DISSOLVING PULP	0	0	0	0	0	0	0	0	0	0

		1988	1989	1990	1991	1992	1993
		TOTAL CAPACITY IN 1000 METRIC TONS PER YEAR					
4	PAPER AND PAPERBOARD	258	258	258	258	258	258
4.1	NEWSPRINT	9	9	9	9	9	9
4.2	OTHER PRINTING AND WRITING PAPER	97	97	97	97	97	97
4.21	COATED PRINTING AND WRITING PAPER	0	0	0	0	0	0
4.211	COATED WOOD CONTAINING PRINT&WRITING PAPER	0	0	0	0	0	0
4.212	COATED WOODFREE PRINTING & WRITING PAPER	0	0	0	0	0	0
4.22	UNCOATED PRINTING AND WRITING PAPER	97	97	97	97	97	97
4.221	UNCOATED WOOD CONTAINING PRINT&WRIT PAPER	0	0	0	0	0	0
4.222	UNCOATED WOODFREE PRINTING & WRIT PAPER	97	97	97	97	97	97
4.3	OTHER PAPER AND PAPERBOARD	152	152	152	152	152	152
4.31	HOUSEHOLD AND SANITARY PAPER	16	16	16	16	16	16
4.32	WRAPPING AND PACKAGING PAPER AND BOARD	126	126	126	126	126	126
4.321	LINERBOARD	30	30	30	30	30	30
4.3211	KRAFT LINER	0	0	0	0	0	0
4.32111	UNBLEACHED KRAFT LINER	0	0	0	0	0	0
4.32112	BLEACHED KRAFT LINER	0	0	0	0	0	0
4.3212	OTHER LINERBOARD	30	30	30	30	30	30
4.322	FLUTING MEDIUM	16	16	16	16	16	16
4.3221	SEMI-CHEMICAL FLUTING MEDIUM	0	0	0	0	0	0
4.3222	OTHER FLUTING MEDIUM	16	16	16	16	16	16
4.323	KRAFT WRAPPING AND PACKAGING	21	21	21	21	21	21
4.3231	SACK KRAFT	0	0	0	0	0	0
4.3232	OTHER KRAFT WRAPPING AND PACKAGING	21	21	21	21	21	21
4.324	FOLDING BOXBOARD	50	50	50	50	50	50
4.3241	PULP BASED FOLDING BOXBOARD	10	10	10	10	10	10
4.32411	BLEACHED CHEMICAL PULP FOLDING BOXBOARD	10	10	10	10	10	10
4.32412	OTHER PULP BASED FOLDING BOXBOARD	0	0	0	0	0	0
4.3242	WASTE PAPER BASED FOLDING BOXBOARD	40	40	40	40	40	40
4.325	OTHER WRAPPING AND PACKAGING N.E.S.	9	9	9	9	9	9
4.3251	OTHER WRAPPING PAPER	9	9	9	9	9	9
4.3252	OTHER PACKAGING PAPERBOARD	0	0	0	0	0	0
4.33	OTHER PAPER AND PAPERBOARD N.E.S. TOTAL	10	10	10	10	10	10
4.331	OTHER PAPER N.E.S.	3	3	3	3	3	3
4.332	OTHER PAPERBOARD N.E.S.	7	7	7	7	7	7

*)

DOMINICAN REPUBLIC

	PROCESS	1988 TOTAL CAPACITY	1988 OF WHICH MARKET PULP	1989 TOTAL CAPACITY	1989 OF WHICH MARKET PULP	1990 TOTAL CAPACITY	1990 OF WHICH MARKET PULP	1991 TOTAL CAPACITY	1991 OF WHICH MARKET PULP	1992 TOTAL CAPACITY	1993 TOTAL CAPACITY
		1000 METRIC TONS (AIR DRY) PER YEAR									
1	WOOD PULP FOR PAPER AND PAPERBOARD	0	0	0	0	0	0	0	0	0	0
1.1	MECHANICAL PULP	0	0	0	0	0	0	0	0	0	0
1.11	MECHANICAL NON-CONIFEROUS PULP	0	0	0	0	0	0	0	0	0	0
1.12	MECHANICAL CONIFEROUS PULP	0	0	0	0	0	0	0	0	0	0
1.2	THERMO-MECHANICAL PULP	0	0	0	0	0	0	0	0	0	0
1.21	THERMO-MECHANICAL NON-CONIFEROUS PULP	0	0	0	0	0	0	0	0	0	0
1.22	THERMO-MECHANICAL CONIFEROUS PULP	0	0	0	0	0	0	0	0	0	0
1.3	SEMI-CHEMICAL PULP	0	0	0	0	0	0	0	0	0	0
1.31	SEMI-CHEMICAL NON-CONIFEROUS PULP	0	0	0	0	0	0	0	0	0	0
1.32	SEMI-CHEMICAL CONIFEROUS PULP	0	0	0	0	0	0	0	0	0	0
1.4	CHEMICAL PULP TOTAL	0	0	0	0	0	0	0	0	0	0
1.41	UNBLEACHED SULPHITE PULP	0	0	0	0	0	0	0	0	0	0
1.411	UNBLEACHED NON-CONIFEROUS SULPHITE PULP	0	0	0	0	0	0	0	0	0	0
1.412	UNBLEACHED CONIFEROUS SULPHITE PULP	0	0	0	0	0	0	0	0	0	0
1.42	BLEACHED SULPHITE PULP	0	0	0	0	0	0	0	0	0	0
1.421	BLEACHED NON-CONIFEROUS SULPHITE PULP	0	0	0	0	0	0	0	0	0	0
1.422	BLEACHED CONIFEROUS SULPHITE PULP	0	0	0	0	0	0	0	0	0	0
1.43	UNBLEACHED SULPHATE PULP	0	0	0	0	0	0	0	0	0	0
1.431	UNBLEACHED NON-CONIFEROUS SULPHATE PULP	0	0	0	0	0	0	0	0	0	0
1.432	UNBLEACHED CONIFEROUS SULPHATE PULP	0	0	0	0	0	0	0	0	0	0
1.44	BLEACHED SULPHATE+SODA PULP	0	0	0	0	0	0	0	0	0	0
1.441	BLEACHED NON-CONIFEROUS SULPHATE+SODA PULP	0	0	0	0	0	0	0	0	0	0
1.442	BLEACHED CONIFEROUS SULPHATE+SODA PULP	0	0	0	0	0	0	0	0	0	0
2	PULP OF OTHER FIBRE FOR PAPER AND BOARD	0	0	0	0	0	0	0	0	0	0
2.1	PULP OF STRAW	0	0	0	0	0	0	0	0	0	0
2.2	PULP OF BAGASSE	0	0	0	0	0	0	0	0	0	0
2.3	PULP OF BAMBOO	0	0	0	0	0	0	0	0	0	0
2.4	PULP OF OTHER FIBRE	0	0	0	0	0	0	0	0	0	0
3	DISSOLVING PULP, WOOD+OTHER RAW MATERIALS	0	0	0	0	0	0	0	0	0	0
3.1	NON-CONIFEROUS DISSOLVING PULP	0	0	0	0	0	0	0	0	0	0
3.2	CONIFEROUS DISSOLVING PULP	0	0	0	0	0	0	0	0	0	0

		1988	1989	1990	1991	1992	1993
		TOTAL CAPACITY IN 1000 METRIC TONS PER YEAR					
4	PAPER AND PAPERBOARD	64	64	64	64	64	64
4.1	NEWSPRINT	0	0	0	0	0	0
4.2	OTHER PRINTING AND WRITING PAPER	5	5	5	5	5	5
4.21	COATED PRINTING AND WRITING PAPER	0	0	0	0	0	0
4.211	COATED WOOD CONTAINING PRINT&WRITING PAPER	0	0	0	0	0	0
4.212	COATED WOODFREE PRINTING & WRITING PAPER	0	0	0	0	0	0
4.22	UNCOATED PRINTING AND WRITING PAPER	5	5	5	5	5	5
4.221	UNCOATED WOOD CONTAINING PRINT&WRIT PAPER	0	0	0	0	0	0
4.222	UNCOATED WOODFREE PRINTING & WRIT PAPER	5	5	5	5	5	5
4.3	OTHER PAPER AND PAPERBOARD	59	59	59	59	59	59
4.31	HOUSEHOLD AND SANITARY PAPER	0	0	0	0	0	0
4.32	WRAPPING AND PACKAGING PAPER AND BOARD	55	55	55	55	55	55
4.321	LINERBOARD	20	20	20	20	20	20
4.3211	KRAFT LINER	.	.	.	.	.	.
4.32111	UNBLEACHED KRAFT LINER	.	.	.	.	.	.
4.32112	BLEACHED KRAFT LINER	.	.	.	.	.	.
4.3212	OTHER LINERBOARD	.	.	.	.	.	.
4.322	FLUTING MEDIUM	18	18	18	18	18	18
4.3221	SEMI-CHEMICAL FLUTING MEDIUM	.	.	.	.	.	.
4.3222	OTHER FLUTING MEDIUM	.	.	.	.	.	.
4.323	KRAFT WRAPPING AND PACKAGING	4	4	4	4	4	4
4.3231	SACK KRAFT	0	0	0	0	0	0
4.3232	OTHER KRAFT WRAPPING AND PACKAGING	4	4	4	4	4	4
4.324	FOLDING BOXBOARD	13	13	13	13	13	13
4.3241	PULP BASED FOLDING BOXBOARD	.	.	.	.	.	.
4.32411	BLEACHED CHEMICAL PULP FOLDING BOXBOARD	.	.	.	.	.	.
4.32412	OTHER PULP BASED FOLDING BOXBOARD	.	.	.	.	.	.
4.3242	WASTE PAPER BASED FOLDING BOXBOARD	.	.	.	.	.	.
4.325	OTHER WRAPPING AND PACKAGING N.E.S.	0	0	0	0	0	0
4.3251	OTHER WRAPPING PAPER	0	0	0	0	0	0
4.3252	OTHER PACKAGING PAPERBOARD	0	0	0	0	0	0
4.33	OTHER PAPER AND PAPERBOARD N.E.S. TOTAL	4	4	4	4	4	4
4.331	OTHER PAPER N.E.S.	2	2	2	2	2	2
4.332	OTHER PAPERBOARD N.E.S.	2	2	2	2	2	2

*)

EL SALVADOR

	PROCESS	1988 TOTAL CAPA-CITY	1988 OF WHICH MARKET PULP	1989 TOTAL CAPA-CITY	1989 OF WHICH MARKET PULP	1990 TOTAL CAPA-CITY	1990 OF WHICH MARKET PULP	1991 TOTAL CAPA-CITY	1991 OF WHICH MARKET PULP	1992 TOTAL CAPA-CITY	1993 TOTAL CAPA-CITY
		1000 METRIC TONS (AIR DRY) PER YEAR									
1	WOOD PULP FOR PAPER AND PAPERBOARD	0	0	0	0	0	0	0	0	0	0
1.1	MECHANICAL PULP	0	0	0	0	0	0	0	0	0	0
1.11	MECHANICAL NON-CONIFEROUS PULP	0	0	0	0	0	0	0	0	0	0
1.12	MECHANICAL CONIFEROUS PULP	0	0	0	0	0	0	0	0	0	0
1.2	THERMO-MECHANICAL PULP	0	0	0	0	0	0	0	0	0	0
1.21	THERMO-MECHANICAL NON-CONIFEROUS PULP	0	0	0	0	0	0	0	0	0	0
1.22	THERMO-MECHANICAL CONIFEROUS PULP	0	0	0	0	0	0	0	0	0	0
1.3	SEMI-CHEMICAL PULP	0	0	0	0	0	0	0	0	0	0
1.31	SEMI-CHEMICAL NON-CONIFEROUS PULP	0	0	0	0	0	0	0	0	0	0
1.32	SEMI-CHEMICAL CONIFEROUS PULP	0	0	0	0	0	0	0	0	0	0
1.4	CHEMICAL PULP TOTAL	0	0	0	0	0	0	0	0	0	0
1.41	UNBLEACHED SULPHITE PULP	0	0	0	0	0	0	0	0	0	0
1.411	UNBLEACHED NON-CONIFEROUS SULPHITE PULP	0	0	0	0	0	0	0	0	0	0
1.412	UNBLEACHED CONIFEROUS SULPHITE PULP	0	0	0	0	0	0	0	0	0	0
1.42	BLEACHED SULPHITE PULP	0	0	0	0	0	0	0	0	0	0
1.421	BLEACHED NON-CONIFEROUS SULPHITE PULP	0	0	0	0	0	0	0	0	0	0
1.422	BLEACHED CONIFEROUS SULPHITE PULP	0	0	0	0	0	0	0	0	0	0
1.43	UNBLEACHED SULPHATE PULP	0	0	0	0	0	0	0	0	0	0
1.431	UNBLEACHED NON-CONIFEROUS SULPHATE PULP	0	0	0	0	0	0	0	0	0	0
1.432	UNBLEACHED CONIFEROUS SULPHATE PULP	0	0	0	0	0	0	0	0	0	0
1.44	BLEACHED SULPHATE+SODA PULP	0	0	0	0	0	0	0	0	0	0
1.441	BLEACHED NON-CONIFEROUS SULPHATE+SODA PULP	0	0	0	0	0	0	0	0	0	0
1.442	BLEACHED CONIFEROUS SULPHATE+SODA PULP	0	0	0	0	0	0	0	0	0	0
2	PULP OF OTHER FIBRE FOR PAPER AND BOARD	0	0	0	0	0	0	0	0	0	0
2.1	PULP OF STRAW	0	0	0	0	0	0	0	0	0	0
2.2	PULP OF BAGASSE	0	0	0	0	0	0	0	0	0	0
2.3	PULP OF BAMBOO	0	0	0	0	0	0	0	0	0	0
2.4	PULP OF OTHER FIBRE	0	0	0	0	0	0	0	0	0	0
3	DISSOLVING PULP,WOOD+OTHER RAW MATERIALS	0	0	0	0	0	0	0	0	0	0
3.1	NON-CONIFEROUS DISSOLVING PULP	0	0	0	0	0	0	0	0	0	0
3.2	CONIFEROUS DISSOLVING PULP	0	0	0	0	0	0	0	0	0	0

		1988	1989	1990	1991	1992	1993
		TOTAL CAPACITY IN 1000 METRIC TONS PER YEAR					
4	PAPER AND PAPERBOARD	56	56	56	56	56	56
4.1	NEWSPRINT	14	14	14	14	14	14
4.2	OTHER PRINTING AND WRITING PAPER	3	3	3	3	3	3
4.21	COATED PRINTING AND WRITING PAPER	0	0	0	0	0	0
4.211	COATED WOOD CONTAINING PRINT&WRITING PAPER	0	0	0	0	0	0
4.212	COATED WOODFREE PRINTING & WRITING PAPER	0	0	0	0	0	0
4.22	UNCOATED PRINTING AND WRITING PAPER	0	0	0	0	0	0
4.221	UNCOATED WOOD CONTAINING PRINT&WRIT PAPER	0	0	0	0	0	0
4.222	UNCOATED WOODFREE PRINTING & WRIT PAPER	0	0	0	0	0	0
4.3	OTHER PAPER AND PAPERBOARD	39	39	39	39	39	39
4.31	HOUSEHOLD AND SANITARY PAPER	3	3	3	3	3	3
4.32	WRAPPING AND PACKAGING PAPER AND BOARD	19	19	19	19	19	19
4.321	LINERBOARD	0	0	0	0	0	0
4.3211	KRAFT LINER	0	0	0	0	0	0
4.32111	UNBLEACHED KRAFT LINER	0	0	0	0	0	0
4.32112	BLEACHED KRAFT LINER	0	0	0	0	0	0
4.3212	OTHER LINERBOARD	0	0	0	0	0	0
4.322	FLUTING MEDIUM	0	0	0	0	0	0
4.3221	SEMI-CHEMICAL FLUTING MEDIUM	0	0	0	0	0	0
4.3222	OTHER FLUTING MEDIUM	0	0	0	0	0	0
4.323	KRAFT WRAPPING AND PACKAGING	0	0	0	0	0	0
4.3231	SACK KRAFT	0	0	0	0	0	0
4.3232	OTHER KRAFT WRAPPING AND PACKAGING	0	0	0	0	0	0
4.324	FOLDING BOXBOARD	0	0	0	0	0	0
4.3241	PULP BASED FOLDING BOXBOARD	0	0	0	0	0	0
4.32411	BLEACHED CHEMICAL PULP FOLDING BOXBOARD	0	0	0	0	0	0
4.32412	OTHER PULP BASED FOLDING BOXBOARD	0	0	0	0	0	0
4.3242	WASTE PAPER BASED FOLDING BOXBOARD	0	0	0	0	0	0
4.325	OTHER WRAPPING AND PACKAGING N.E.S.	0	0	0	0	0	0
4.3251	OTHER WRAPPING PAPER	0	0	0	0	0	0
4.3252	OTHER PACKAGING PAPERBOARD	0	0	0	0	0	0
4.33	OTHER PAPER AND PAPERBOARD N.E.S. TOTAL	17	17	17	17	17	17
4.331	OTHER PAPER N.E.S.	0	0	0	0	0	0
4.332	OTHER PAPERBOARD N.E.S.	0	0	0	0	0	0

*)

GUATEMALA

	PROCESS	1988 TOTAL CAPACITY	1988 OF WHICH MARKET PULP	1989 TOTAL CAPACITY	1989 OF WHICH MARKET PULP	1990 TOTAL CAPACITY	1990 OF WHICH MARKET PULP	1991 TOTAL CAPACITY	1991 OF WHICH MARKET PULP	1992 TOTAL CAPACITY	1993 TOTAL CAPACITY
		1000 METRIC TONS (AIR DRY) PER YEAR									
1	WOOD PULP FOR PAPER AND PAPERBOARD	0	0	0	0	0	0	0	0	0	0
1.1	MECHANICAL PULP	0	0	0	0	0	0	0	0	0	0
1.11	MECHANICAL NON-CONIFEROUS PULP	0	0	0	0	0	0	0	0	0	0
1.12	MECHANICAL CONIFEROUS PULP	0	0	0	0	0	0	0	0	0	0
1.2	THERMO-MECHANICAL PULP	0	0	0	0	0	0	0	0	0	0
1.21	THERMO-MECHANICAL NON-CONIFEROUS PULP	0	0	0	0	0	0	0	0	0	0
1.22	THERMO-MECHANICAL CONIFEROUS PULP	0	0	0	0	0	0	0	0	0	0
1.3	SEMI-CHEMICAL PULP	0	0	0	0	0	0	0	0	0	0
1.31	SEMI-CHEMICAL NON-CONIFEROUS PULP	0	0	0	0	0	0	0	0	0	0
1.32	SEMI-CHEMICAL CONIFEROUS PULP	0	0	0	0	0	0	0	0	0	0
1.4	CHEMICAL PULP TOTAL	0	0	0	0	0	0	0	0	0	0
1.41	UNBLEACHED SULPHITE PULP	0	0	0	0	0	0	0	0	0	0
1.411	UNBLEACHED NON-CONIFEROUS SULPHITE PULP	0	0	0	0	0	0	0	0	0	0
1.412	UNBLEACHED CONIFEROUS SULPHITE PULP	0	0	0	0	0	0	0	0	0	0
1.42	BLEACHED SULPHITE PULP	0	0	0	0	0	0	0	0	0	0
1.421	BLEACHED NON-CONIFEROUS SULPHITE PULP	0	0	0	0	0	0	0	0	0	0
1.422	BLEACHED CONIFEROUS SULPHITE PULP	0	0	0	0	0	0	0	0	0	0
1.43	UNBLEACHED SULPHATE PULP	0	0	0	0	0	0	0	0	0	0
1.431	UNBLEACHED NON-CONIFEROUS SULPHATE PULP	0	0	0	0	0	0	0	0	0	0
1.432	UNBLEACHED CONIFEROUS SULPHATE PULP	0	0	0	0	0	0	0	0	0	0
1.44	BLEACHED SULPHATE+SODA PULP	0	0	0	0	0	0	0	0	0	0
1.441	BLEACHED NON-CONIFEROUS SULPHATE+SODA PULP	0	0	0	0	0	0	0	0	0	0
1.442	BLEACHED CONIFEROUS SULPHATE+SODA PULP	0	0	0	0	0	0	0	0	0	0
2	PULP OF OTHER FIBRE FOR PAPER AND BOARD	0	0	0	0	0	0	0	0	0	0
2.1	PULP OF STRAW	0	0	0	0	0	0	0	0	0	0
2.2	PULP OF BAGASSE	0	0	0	0	0	0	0	0	0	0
2.3	PULP OF BAMBOO	0	0	0	0	0	0	0	0	0	0
2.4	PULP OF OTHER FIBRE	0	0	0	0	0	0	0	0	0	0
3	DISSOLVING PULP,WOOD+OTHER RAW MATERIALS	0	0	0	0	0	0	0	0	0	0
3.1	NON-CONIFEROUS DISSOLVING PULP	0	0	0	0	0	0	0	0	0	0
3.2	CONIFEROUS DISSOLVING PULP	0	0	0	0	0	0	0	0	0	0

		1988	1989	1990	1991	1992	1993
		TOTAL CAPACITY IN 1000 METRIC TONS PER YEAR					
4	PAPER AND PAPERBOARD	46	46	46	46	46	46
4.1	NEWSPRINT	0	0	0	0	0	0
4.2	OTHER PRINTING AND WRITING PAPER	16	16	16	16	16	16
4.21	COATED PRINTING AND WRITING PAPER	0	0	0	0	0	0
4.211	COATED WOOD CONTAINING PRINT&WRITING PAPER	0	0	0	0	0	0
4.212	COATED WOODFREE PRINTING & WRITING PAPER	0	0	0	0	0	0
4.22	UNCOATED PRINTING AND WRITING PAPER	16	16	16	16	16	16
4.221	UNCOATED WOOD CONTAINING PRINT&WRIT PAPER	.	.	.	.	.	.
4.222	UNCOATED WOODFREE PRINTING & WRIT PAPER	.	.	.	.	.	.
4.3	OTHER PAPER AND PAPERBOARD	30	30	30	30	30	30
4.31	HOUSEHOLD AND SANITARY PAPER	4	4	4	4	4	4
4.32	WRAPPING AND PACKAGING PAPER AND BOARD	18	18	18	18	18	18
4.321	LINERBOARD	0	0	0	0	0	0
4.3211	KRAFT LINER	0	0	0	0	0	0
4.32111	UNBLEACHED KRAFT LINER	0	0	0	0	0	0
4.32112	BLEACHED KRAFT LINER	0	0	0	0	0	0
4.3212	OTHER LINERBOARD	0	0	0	0	0	0
4.322	FLUTING MEDIUM	0	0	0	0	0	0
4.3221	SEMI-CHEMICAL FLUTING MEDIUM	0	0	0	0	0	0
4.3222	OTHER FLUTING MEDIUM	0	0	0	0	0	0
4.323	KRAFT WRAPPING AND PACKAGING	13	13	13	13	13	13
4.3231	SACK KRAFT	0	0	0	0	0	0
4.3232	OTHER KRAFT WRAPPING AND PACKAGING	13	13	13	13	13	13
4.324	FOLDING BOXBOARD	5	5	5	5	5	5
4.3241	PULP BASED FOLDING BOXBOARD	0	0	0	0	0	0
4.32411	BLEACHED CHEMICAL PULP FOLDING BOXBOARD	0	0	0	0	0	0
4.32412	OTHER PULP BASED FOLDING BOXBOARD	0	0	0	0	0	0
4.3242	WASTE PAPER BASED FOLDING BOXBOARD	5	5	5	5	5	5
4.325	OTHER WRAPPING AND PACKAGING N.E.S.	0	0	0	0	0	0
4.3251	OTHER WRAPPING PAPER	0	0	0	0	0	0
4.3252	OTHER PACKAGING PAPERBOARD	0	0	0	0	0	0
4.33	OTHER PAPER AND PAPERBOARD N.E.S. TOTAL	8	8	8	8	8	8
4.331	OTHER PAPER N.E.S.	0	0	0	0	0	0
4.332	OTHER PAPERBOARD N.E.S.	8	8	8	8	8	8

*)

HONDURAS

	PROCESS	1988 TOTAL CAPACITY	1988 OF WHICH MARKET PULP	1989 TOTAL CAPACITY	1989 OF WHICH MARKET PULP	1990 TOTAL CAPACITY	1990 OF WHICH MARKET PULP	1991 TOTAL CAPACITY	1991 OF WHICH MARKET PULP	1992 TOTAL CAPACITY	1993 TOTAL CAPACITY
		1000 METRIC TONS (AIR DRY) PER YEAR									
1	WOOD PULP FOR PAPER AND PAPERBOARD	0	0	0	0	0	0	0	0	0	0
1.1	MECHANICAL PULP	0	0	0	0	0	0	0	0	0	0
1.11	MECHANICAL NON-CONIFEROUS PULP	0	0	0	0	0	0	0	0	0	0
1.12	MECHANICAL CONIFEROUS PULP	0	0	0	0	0	0	0	0	0	0
1.2	THERMO-MECHANICAL PULP	0	0	0	0	0	0	0	0	0	0
1.21	THERMO-MECHANICAL NON-CONIFEROUS PULP	0	0	0	0	0	0	0	0	0	0
1.22	THERMO-MECHANICAL CONIFEROUS PULP	0	0	0	0	0	0	0	0	0	0
1.3	SEMI-CHEMICAL PULP	0	0	0	0	0	0	0	0	0	0
1.31	SEMI-CHEMICAL NON-CONIFEROUS PULP	0	0	0	0	0	0	0	0	0	0
1.32	SEMI-CHEMICAL CONIFEROUS PULP	0	0	0	0	0	0	0	0	0	0
1.4	CHEMICAL PULP TOTAL	0	0	0	0	0	0	0	0	0	0
1.41	UNBLEACHED SULPHITE PULP	0	0	0	0	0	0	0	0	0	0
1.411	UNBLEACHED NON-CONIFEROUS SULPHITE PULP	0	0	0	0	0	0	0	0	0	0
1.412	UNBLEACHED CONIFEROUS SULPHITE PULP	0	0	0	0	0	0	0	0	0	0
1.42	BLEACHED SULPHITE PULP	0	0	0	0	0	0	0	0	0	0
1.421	BLEACHED NON-CONIFEROUS SULPHITE PULP	0	0	0	0	0	0	0	0	0	0
1.422	BLEACHED CONIFEROUS SULPHITE PULP	0	0	0	0	0	0	0	0	0	0
1.43	UNBLEACHED SULPHATE PULP	0	0	0	0	0	0	0	0	0	0
1.431	UNBLEACHED NON-CONIFEROUS SULPHATE PULP	0	0	0	0	0	0	0	0	0	0
1.432	UNBLEACHED CONIFEROUS SULPHATE PULP	0	0	0	0	0	0	0	0	0	0
1.44	BLEACHED SULPHATE+SODA PULP	0	0	0	0	0	0	0	0	0	0
1.441	BLEACHED NON-CONIFEROUS SULPHATE+SODA PULP	0	0	0	0	0	0	0	0	0	0
1.442	BLEACHED CONIFEROUS SULPHATE+SODA PULP	0	0	0	0	0	0	0	0	0	0
2	PULP OF OTHER FIBRE FOR PAPER AND BOARD	0	0	0	0	0	0	0	0	0	0
2.1	PULP OF STRAW	0	0	0	0	0	0	0	0	0	0
2.2	PULP OF BAGASSE	0	0	0	0	0	0	0	0	0	0
2.3	PULP OF BAMBOO	0	0	0	0	0	0	0	0	0	0
2.4	PULP OF OTHER FIBRE	0	0	0	0	0	0	0	0	0	0
3	DISSOLVING PULP,WOOD+OTHER RAW MATERIALS	0	0	0	0	0	0	0	0	0	0
3.1	NON-CONIFEROUS DISSOLVING PULP	0	0	0	0	0	0	0	0	0	0
3.2	CONIFEROUS DISSOLVING PULP	0	0	0	0	0	0	0	0	0	0

		1988	1989	1990	1991	1992	1993
		TOTAL CAPACITY IN 1000 METRIC TONS PER YEAR					
4	PAPER AND PAPERBOARD	14	14	14	14	14	14
4.1	NEWSPRINT	0	0	0	0	0	0
4.2	OTHER PRINTING AND WRITING PAPER	5	5	5	5	5	5
4.21	COATED PRINTING AND WRITING PAPER	0	0	0	0	0	0
4.211	COATED WOOD CONTAINING PRINT&WRITING PAPER	0	0	0	0	0	0
4.212	COATED WOODFREE PRINTING & WRITING PAPER	0	0	0	0	0	0
4.22	UNCOATED PRINTING AND WRITING PAPER	5	5	5	5	5	5
4.221	UNCOATED WOOD CONTAINING PRINT&WRIT PAPER	5	5	5	5	5	5
4.222	UNCOATED WOODFREE PRINTING & WRIT PAPER	0	0	0	0	0	0
4.3	OTHER PAPER AND PAPERBOARD	9	9	9	9	9	9
4.31	HOUSEHOLD AND SANITARY PAPER	4	4	4	4	4	4
4.32	WRAPPING AND PACKAGING PAPER AND BOARD	5	5	5	5	5	5
4.321	LINERBOARD	0	0	0	0	0	0
4.3211	KRAFT LINER	0	0	0	0	0	0
4.32111	UNBLEACHED KRAFT LINER	0	0	0	0	0	0
4.32112	BLEACHED KRAFT LINER	0	0	0	0	0	0
4.3212	OTHER LINERBOARD	0	0	0	0	0	0
4.322	FLUTING MEDIUM	5	5	5	5	5	5
4.3221	SEMI-CHEMICAL FLUTING MEDIUM	0	0	0	0	0	0
4.3222	OTHER FLUTING MEDIUM	5	5	5	5	5	5
4.323	KRAFT WRAPPING AND PACKAGING	0	0	0	0	0	0
4.3231	SACK KRAFT	0	0	0	0	0	0
4.3232	OTHER KRAFT WRAPPING AND PACKAGING	0	0	0	0	0	0
4.324	FOLDING BOXBOARD	0	0	0	0	0	0
4.3241	PULP BASED FOLDING BOXBOARD	0	0	0	0	0	0
4.32411	BLEACHED CHEMICAL PULP FOLDING BOXBOARD	0	0	0	0	0	0
4.32412	OTHER PULP BASED FOLDING BOXBOARD	0	0	0	0	0	0
4.3242	WASTE PAPER BASED FOLDING BOXBOARD	0	0	0	0	0	0
4.325	OTHER WRAPPING AND PACKAGING N.E.S.	0	0	0	0	0	0
4.3251	OTHER WRAPPING PAPER	0	0	0	0	0	0
4.3252	OTHER PACKAGING PAPERBOARD	0	0	0	0	0	0
4.33	OTHER PAPER AND PAPERBOARD N.E.S. TOTAL	0	0	0	0	0	0
4.331	OTHER PAPER N.E.S.	0	0	0	0	0	0
4.332	OTHER PAPERBOARD N.E.S.	0	0	0	0	0	0

*)

FAO PULP, PAPER AND PAPERBOARD CAPACITY SURVEY 1988-1993

JAMAICA

	PROCESS	1988 TOTAL CAPA-CITY	1988 OF WHICH MARKET PULP	1989 TOTAL CAPA-CITY	1989 OF WHICH MARKET PULP	1990 TOTAL CAPA-CITY	1990 OF WHICH MARKET PULP	1991 TOTAL CAPA-CITY	1991 OF WHICH MARKET PULP	1992 TOTAL CAPA-CITY	1993 TOTAL CAPA-CITY
		1000 METRIC TONS (AIR DRY) PER YEAR									
1	WOOD PULP FOR PAPER AND PAPERBOARD	0	0	0	0	0	0	0	0	0	0
1.1	MECHANICAL PULP	0	0	0	0	0	0	0	0	0	0
1.11	MECHANICAL NON-CONIFEROUS PULP	0	0	0	0	0	0	0	0	0	0
1.12	MECHANICAL CONIFEROUS PULP	0	0	0	0	0	0	0	0	0	0
1.2	THERMO-MECHANICAL PULP	0	0	0	0	0	0	0	0	0	0
1.21	THERMO-MECHANICAL NON-CONIFEROUS PULP	0	0	0	0	0	0	0	0	0	0
1.22	THERMO-MECHANICAL CONIFEROUS PULP	0	0	0	0	0	0	0	0	0	0
1.3	SEMI-CHEMICAL PULP	0	0	0	0	0	0	0	0	0	0
1.31	SEMI-CHEMICAL NON-CONIFEROUS PULP	0	0	0	0	0	0	0	0	0	0
1.32	SEMI-CHEMICAL CONIFEROUS PULP	0	0	0	0	0	0	0	0	0	0
1.4	CHEMICAL PULP TOTAL	0	0	0	0	0	0	0	0	0	0
1.41	UNBLEACHED SULPHITE PULP	0	0	0	0	0	0	0	0	0	0
1.411	UNBLEACHED NON-CONIFEROUS SULPHITE PULP	0	0	0	0	0	0	0	0	0	0
1.412	UNBLEACHED CONIFEROUS SULPHITE PULP	0	0	0	0	0	0	0	0	0	0
1.42	BLEACHED SULPHITE PULP	0	0	0	0	0	0	0	0	0	0
1.421	BLEACHED NON-CONIFEROUS SULPHITE PULP	0	0	0	0	0	0	0	0	0	0
1.422	BLEACHED CONIFEROUS SULPHITE PULP	0	0	0	0	0	0	0	0	0	0
1.43	UNBLEACHED SULPHATE PULP	0	0	0	0	0	0	0	0	0	0
1.431	UNBLEACHED NON-CONIFEROUS SULPHATE PULP	0	0	0	0	0	0	0	0	0	0
1.432	UNBLEACHED CONIFEROUS SULPHATE PULP	0	0	0	0	0	0	0	0	0	0
1.44	BLEACHED SULPHATE+SODA PULP	0	0	0	0	0	0	0	0	0	0
1.441	BLEACHED NON-CONIFEROUS SULPHATE+SODA PULP	0	0	0	0	0	0	0	0	0	0
1.442	BLEACHED CONIFEROUS SULPHATE+SODA PULP	0	0	0	0	0	0	0	0	0	0
2	PULP OF OTHER FIBRE FOR PAPER AND BOARD	0	0	0	0	0	0	0	0	0	0
2.1	PULP OF STRAW	0	0	0	0	0	0	0	0	0	0
2.2	PULP OF BAGASSE	0	0	0	0	0	0	0	0	0	0
2.3	PULP OF BAMBOO	0	0	0	0	0	0	0	0	0	0
2.4	PULP OF OTHER FIBRE	0	0	0	0	0	0	0	0	0	0
3	DISSOLVING PULP, WOOD+OTHER RAW MATERIALS	0	0	0	0	0	0	0	0	0	0
3.1	NON-CONIFEROUS DISSOLVING PULP	0	0	0	0	0	0	0	0	0	0
3.2	CONIFEROUS DISSOLVING PULP	0	0	0	0	0	0	0	0	0	0

		1988	1989	1990	1991	1992	1993
		TOTAL CAPACITY IN 1000 METRIC TONS PER YEAR					
4	PAPER AND PAPERBOARD	7	7	7	12	14	14
4.1	NEWSPRINT	0	0	0	0	0	0
4.2	OTHER PRINTING AND WRITING PAPER	0	0	0	0	0	0
4.21	COATED PRINTING AND WRITING PAPER	0	0	0	0	0	0
4.211	COATED WOOD CONTAINING PRINT&WRITING PAPER	0	0	0	0	0	0
4.212	COATED WOODFREE PRINTING & WRITING PAPER	0	0	0	0	0	0
4.22	UNCOATED PRINTING AND WRITING PAPER	0	0	0	0	0	0
4.221	UNCOATED WOOD CONTAINING PRINT&WRIT PAPER	0	0	0	0	0	0
4.222	UNCOATED WOODFREE PRINTING & WRIT PAPER	0	0	0	0	0	0
4.3	OTHER PAPER AND PAPERBOARD	7	7	7	12	14	14
4.31	HOUSEHOLD AND SANITARY PAPER	7	7	7	12	14	14
4.32	WRAPPING AND PACKAGING PAPER AND BOARD	0	0	0	0	0	0
4.321	LINERBOARD	0	0	0	0	0	0
4.3211	KRAFT LINER	0	0	0	0	0	0
4.32111	UNBLEACHED KRAFT LINER	0	0	0	0	0	0
4.32112	BLEACHED KRAFT LINER	0	0	0	0	0	0
4.3212	OTHER LINERBOARD	0	0	0	0	0	0
4.322	FLUTING MEDIUM	0	0	0	0	0	0
4.3221	SEMI-CHEMICAL FLUTING MEDIUM	0	0	0	0	0	0
4.3222	OTHER FLUTING MEDIUM	0	0	0	0	0	0
4.323	KRAFT WRAPPING AND PACKAGING	0	0	0	0	0	0
4.3231	SACK KRAFT	0	0	0	0	0	0
4.3232	OTHER KRAFT WRAPPING AND PACKAGING	0	0	0	0	0	0
4.324	FOLDING BOXBOARD	0	0	0	0	0	0
4.3241	PULP BASED FOLDING BOXBOARD	0	0	0	0	0	0
4.32411	BLEACHED CHEMICAL PULP FOLDING BOXBOARD	0	0	0	0	0	0
4.32412	OTHER PULP BASED FOLDING BOXBOARD	0	0	0	0	0	0
4.3242	WASTE PAPER BASED FOLDING BOXBOARD	0	0	0	0	0	0
4.325	OTHER WRAPPING AND PACKAGING N.E.S.	0	0	0	0	0	0
4.3251	OTHER WRAPPING PAPER	0	0	0	0	0	0
4.3252	OTHER PACKAGING PAPERBOARD	0	0	0	0	0	0
4.33	OTHER PAPER AND PAPERBOARD N.E.S. TOTAL	0	0	0	0	0	0
4.331	OTHER PAPER N.E.S.	0	0	0	0	0	0
4.332	OTHER PAPERBOARD N.E.S.	0	0	0	0	0	0

MEXICO

	PROCESS	1988 TOTAL CAPACITY	1988 OF WHICH MARKET PULP	1989 TOTAL CAPACITY	1989 OF WHICH MARKET PULP	1990 TOTAL CAPACITY	1990 OF WHICH MARKET PULP	1991 TOTAL CAPACITY	1991 OF WHICH MARKET PULP	1992 TOTAL CAPACITY	1993 TOTAL CAPACITY
		1000 METRIC TONS (AIR DRY) PER YEAR									
1	WOOD PULP FOR PAPER AND PAPERBOARD	765	0	855	0	871	0	898	0	898	898
1.1	MECHANICAL PULP	145	0	145	0	145	0	145	0	145	145
1.11	MECHANICAL NON-CONIFEROUS PULP	0	0	0	0	0	0	0	0	0	0
1.12	MECHANICAL CONIFEROUS PULP	0	0	0	0	0	0	0	0	0	0
1.2	THERMO-MECHANICAL PULP	75	0	150	0	150	0	150	0	150	150
1.21	THERMO-MECHANICAL NON-CONIFEROUS PULP	0	0	0	0	0	0	0	0	0	0
1.22	THERMO-MECHANICAL CONIFEROUS PULP	0	0	0	0	0	0	0	0	0	0
1.3	SEMI-CHEMICAL PULP	0	0	0	0	0	0	0	0	0	0
1.31	SEMI-CHEMICAL NON-CONIFEROUS PULP	0	0	0	0	0	0	0	0	0	0
1.32	SEMI-CHEMICAL CONIFEROUS PULP	0	0	0	0	0	0	0	0	0	0
1.4	CHEMICAL PULP TOTAL	546	0	560	0	576	0	603	0	603	603
1.41	UNBLEACHED SULPHITE PULP	0	0	0	0	0	0	0	0	0	0
1.411	UNBLEACHED NON-CONIFEROUS SULPHITE PULP	0	0	0	0	0	0	0	0	0	0
1.412	UNBLEACHED CONIFEROUS SULPHITE PULP	0	0	0	0	0	0	0	0	0	0
1.42	BLEACHED SULPHITE PULP	0	0	0	0	0	0	0	0	0	0
1.421	BLEACHED NON-CONIFEROUS SULPHITE PULP	0	0	0	0	0	0	0	0	0	0
1.422	BLEACHED CONIFEROUS SULPHITE PULP	0	0	0	0	0	0	0	0	0	0
1.43	UNBLEACHED SULPHATE PULP	262	0	262	0	278	0	305	0	305	305
1.431	UNBLEACHED NON-CONIFEROUS SULPHATE PULP	0	0	0	0	0	0	0	0	0	0
1.432	UNBLEACHED CONIFEROUS SULPHATE PULP	0	0	0	0	0	0	0	0	0	0
1.44	BLEACHED SULPHATE+SODA PULP	284	0	298	0	298	0	298	0	298	298
1.441	BLEACHED NON-CONIFEROUS SULPHATE+SODA PULP	0	0	0	0	0	0	0	0	0	0
1.442	BLEACHED CONIFEROUS SULPHATE+SODA PULP	284	0	298	0	298	0	298	0	298	298
2	PULP OF OTHER FIBRE FOR PAPER AND BOARD	295	0	295	0	295	0	295	0	295	295
2.1	PULP OF STRAW	3	0	3	0	3	0	3	0	3	3
2.2	PULP OF BAGASSE	292	0	292	0	292	0	292	0	292	292
2.3	PULP OF BAMBOO	0	0	0	0	0	0	0	0	0	0
2.4	PULP OF OTHER FIBRE	0	0	0	0	0	0	0	0	0	0
3	DISSOLVING PULP, WOOD+OTHER RAW MATERIALS	0	0	0	0	0	0	0	0	0	0
3.1	NON-CONIFEROUS DISSOLVING PULP	0	0	0	0	0	0	0	0	0	0
3.2	CONIFEROUS DISSOLVING PULP	0	0	0	0	0	0	0	0	0	0

		1988	1989	1990	1991	1992	1993
		TOTAL CAPACITY IN 1000 METRIC TONS PER YEAR					
4	PAPER AND PAPERBOARD	3444	3613	3728	3824	3872	3872
4.1	NEWSPRINT	420	420	420	480	520	520
4.2	OTHER PRINTING AND WRITING PAPER	617	635	642	648	649	649
4.21	COATED PRINTING AND WRITING PAPER	.	.	.	.	.	.
4.211	COATED WOOD CONTAINING PRINT&WRITING PAPER	.	.	.	.	.	.
4.212	COATED WOODFREE PRINTING & WRITING PAPER	.	.	.	.	.	.
4.22	UNCOATED PRINTING AND WRITING PAPER	.	.	.	.	.	.
4.221	UNCOATED WOOD CONTAINING PRINT&WRIT PAPER	.	.	.	.	.	.
4.222	UNCOATED WOODFREE PRINTING & WRIT PAPER	.	.	.	.	.	.
4.3	OTHER PAPER AND PAPERBOARD	2407	2558	2666	2696	2703	2703
4.31	HOUSEHOLD AND SANITARY PAPER	441	445	445	445	445	445
4.32	WRAPPING AND PACKAGING PAPER AND BOARD	1895	2042	2150	2180	2187	2187
4.321	LINERBOARD	1183	1283	1360	1387	1393	1393
4.3211	KRAFT LINER	.	.	.	.	.	.
4.32111	UNBLEACHED KRAFT LINER	.	.	.	.	.	.
4.32112	BLEACHED KRAFT LINER	.	.	.	.	.	.
4.3212	OTHER LINERBOARD	.	.	.	.	.	.
4.322	FLUTING MEDIUM	0	0	0	0	0	0
4.3221	SEMI-CHEMICAL FLUTING MEDIUM	0	0	0	0	0	0
4.3222	OTHER FLUTING MEDIUM	0	0	0	0	0	0
4.323	KRAFT WRAPPING AND PACKAGING	350	378	399	402	402	402
4.3231	SACK KRAFT	.	.	.	.	.	.
4.3232	OTHER KRAFT WRAPPING AND PACKAGING	.	.	.	.	.	.
4.324	FOLDING BOXBOARD	362	381	391	391	392	392
4.3241	PULP BASED FOLDING BOXBOARD	.	.	.	.	.	.
4.32411	BLEACHED CHEMICAL PULP FOLDING BOXBOARD	.	.	.	.	.	.
4.32412	OTHER PULP BASED FOLDING BOXBOARD	.	.	.	.	.	.
4.3242	WASTE PAPER BASED FOLDING BOXBOARD	.	.	.	.	.	.
4.325	OTHER WRAPPING AND PACKAGING N.E.S.	0	0	0	0	0	0
4.3251	OTHER WRAPPING PAPER	0	0	0	0	0	0
4.3252	OTHER PACKAGING PAPERBOARD	0	0	0	0	0	0
4.33	OTHER PAPER AND PAPERBOARD N.E.S. TOTAL	71	71	71	71	71	71
4.331	OTHER PAPER N.E.S.	71	71	71	71	71	71
4.332	OTHER PAPERBOARD N.E.S.	0	0	0	0	0	0

*)

PANAMA

	PROCESS	1988 TOTAL CAPA-CITY	1988 OF WHICH MARKET PULP	1989 TOTAL CAPA-CITY	1989 OF WHICH MARKET PULP	1990 TOTAL CAPA-CITY	1990 OF WHICH MARKET PULP	1991 TOTAL CAPA-CITY	1991 OF WHICH MARKET PULP	1992 TOTAL CAPA-CITY	1993 TOTAL CAPA-CITY
		1000 METRIC TONS (AIR DRY) PER YEAR									
1	WOOD PULP FOR PAPER AND PAPERBOARD	0	0	0	0	0	0	0	0	0	0
1.1	MECHANICAL PULP	0	0	0	0	0	0	0	0	0	0
1.11	MECHANICAL NON-CONIFEROUS PULP	0	0	0	0	0	0	0	0	0	0
1.12	MECHANICAL CONIFEROUS PULP	0	0	0	0	0	0	0	0	0	0
1.2	THERMO-MECHANICAL PULP	0	0	0	0	0	0	0	0	0	0
1.21	THERMO-MECHANICAL NON-CONIFEROUS PULP	0	0	0	0	0	0	0	0	0	0
1.22	THERMO-MECHANICAL CONIFEROUS PULP	0	0	0	0	0	0	0	0	0	0
1.3	SEMI-CHEMICAL PULP	0	0	0	0	0	0	0	0	0	0
1.31	SEMI-CHEMICAL NON-CONIFEROUS PULP	0	0	0	0	0	0	0	0	0	0
1.32	SEMI-CHEMICAL CONIFEROUS PULP	0	0	0	0	0	0	0	0	0	0
1.4	CHEMICAL PULP TOTAL	0	0	0	0	0	0	0	0	0	0
1.41	UNBLEACHED SULPHITE PULP	0	0	0	0	0	0	0	0	0	0
1.411	UNBLEACHED NON-CONIFEROUS SULPHITE PULP	0	0	0	0	0	0	0	0	0	0
1.412	UNBLEACHED CONIFEROUS SULPHITE PULP	0	0	0	0	0	0	0	0	0	0
1.42	BLEACHED SULPHITE PULP	0	0	0	0	0	0	0	0	0	0
1.421	BLEACHED NON-CONIFEROUS SULPHITE PULP	0	0	0	0	0	0	0	0	0	0
1.422	BLEACHED CONIFEROUS SULPHITE PULP	0	0	0	0	0	0	0	0	0	0
1.43	UNBLEACHED SULPHATE PULP	0	0	0	0	0	0	0	0	0	0
1.431	UNBLEACHED NON-CONIFEROUS SULPHATE PULP	0	0	0	0	0	0	0	0	0	0
1.432	UNBLEACHED CONIFEROUS SULPHATE PULP	0	0	0	0	0	0	0	0	0	0
1.44	BLEACHED SULPHATE+SODA PULP	0	0	0	0	0	0	0	0	0	0
1.441	BLEACHED NON-CONIFEROUS SULPHATE+SODA PULP	0	0	0	0	0	0	0	0	0	0
1.442	BLEACHED CONIFEROUS SULPHATE+SODA PULP	0	0	0	0	0	0	0	0	0	0
2	PULP OF OTHER FIBRE FOR PAPER AND BOARD	0	0	0	0	0	0	0	0	0	0
2.1	PULP OF STRAW	0	0	0	0	0	0	0	0	0	0
2.2	PULP OF BAGASSE	0	0	0	0	0	0	0	0	0	0
2.3	PULP OF BAMBOO	0	0	0	0	0	0	0	0	0	0
2.4	PULP OF OTHER FIBRE	0	0	0	0	0	0	0	0	0	0
3	DISSOLVING PULP,WOOD+OTHER RAW MATERIALS	0	0	0	0	0	0	0	0	0	0
3.1	NON-CONIFEROUS DISSOLVING PULP	0	0	0	0	0	0	0	0	0	0
3.2	CONIFEROUS DISSOLVING PULP	0	0	0	0	0	0	0	0	0	0

		1988	1989	1990	1991	1992	1993
		TOTAL CAPACITY IN 1000 METRIC TONS PER YEAR					
4	PAPER AND PAPERBOARD	26	26	26	26	26	26
4.1	NEWSPRINT	0	0	0	0	0	0
4.2	OTHER PRINTING AND WRITING PAPER	0	0	0	0	0	0
4.21	COATED PRINTING AND WRITING PAPER	0	0	0	0	0	0
4.211	COATED WOOD CONTAINING PRINT&WRITING PAPER	0	0	0	0	0	0
4.212	COATED WOODFREE PRINTING & WRITING PAPER	0	0	0	0	0	0
4.22	UNCOATED PRINTING AND WRITING PAPER	0	0	0	0	0	0
4.221	UNCOATED WOOD CONTAINING PRINT&WRIT PAPER	0	0	0	0	0	0
4.222	UNCOATED WOODFREE PRINTING & WRIT PAPER	0	0	0	0	0	0
4.3	OTHER PAPER AND PAPERBOARD	26	26	26	26	26	26
4.31	HOUSEHOLD AND SANITARY PAPER	13	13	13	13	13	13
4.32	WRAPPING AND PACKAGING PAPER AND BOARD	13	13	13	13	13	13
4.321	LINERBOARD	6	6	6	6	6	6
4.3211	KRAFT LINER	0	0	0	0	0	0
4.32111	UNBLEACHED KRAFT LINER	0	0	0	0	0	0
4.32112	BLEACHED KRAFT LINER	0	0	0	0	0	0
4.3212	OTHER LINERBOARD	6	6	6	6	6	6
4.322	FLUTING MEDIUM	3	3	3	3	3	3
4.3221	SEMI-CHEMICAL FLUTING MEDIUM	0	0	0	0	0	0
4.3222	OTHER FLUTING MEDIUM	3	3	3	3	3	3
4.323	KRAFT WRAPPING AND PACKAGING	4	4	4	4	4	4
4.3231	SACK KRAFT	4	4	4	4	4	4
4.3232	OTHER KRAFT WRAPPING AND PACKAGING	0	0	0	0	0	0
4.324	FOLDING BOXBOARD	0	0	0	0	0	0
4.3241	PULP BASED FOLDING BOXBOARD	0	0	0	0	0	0
4.32411	BLEACHED CHEMICAL PULP FOLDING BOXBOARD	0	0	0	0	0	0
4.32412	OTHER PULP BASED FOLDING BOXBOARD	0	0	0	0	0	0
4.3242	WASTE PAPER BASED FOLDING BOXBOARD	0	0	0	0	0	0
4.325	OTHER WRAPPING AND PACKAGING N.E.S.	0	0	0	0	0	0
4.3251	OTHER WRAPPING PAPER	0	0	0	0	0	0
4.3252	OTHER PACKAGING PAPERBOARD	0	0	0	0	0	0
4.33	OTHER PAPER AND PAPERBOARD N.E.S. TOTAL	0	0	0	0	0	0
4.331	OTHER PAPER N.E.S.	0	0	0	0	0	0
4.332	OTHER PAPERBOARD N.E.S.	0	0	0	0	0	0

*)

UNITED STATES

	PROCESS	1988 TOTAL CAPA-CITY	1988 OF WHICH MARKET PULP	1989 TOTAL CAPA-CITY	1989 OF WHICH MARKET PULP	1990 TOTAL CAPA-CITY	1990 OF WHICH MARKET PULP	1991 TOTAL CAPA-CITY	1991 OF WHICH MARKET PULP	1992 TOTAL CAPA-CITY	1993 TOTAL CAPA-CITY
		1000 METRIC TONS (AIR DRY) PER YEAR									
1	WOOD PULP FOR PAPER AND PAPERBOARD	55837	6784	56911	6839	58541	7064	60444	7260	61079	61079
1.1	MECHANICAL PULP	3289	13	3372	13	3498	13	3554	13	3577	3577
1.11	MECHANICAL NON-CONIFEROUS PULP	164	13	169	13	175	13	178	13	179	179
1.12	MECHANICAL CONIFEROUS PULP	3125	0	3203	0	3323	0	3376	0	3398	3398
1.2	THERMO-MECHANICAL PULP	2783	0	2909	0	3149	0	3329	0	3349	3349
1.21	THERMO-MECHANICAL NON-CONIFEROUS PULP	139	0	145	0	157	0	166	0	167	167
1.22	THERMO-MECHANICAL CONIFEROUS PULP	2644	0	2764	0	2992	0	3163	0	3182	3182
1.3	SEMI-CHEMICAL PULP	4331	0	4423	0	4532	0	4601	0	4604	4604
1.31	SEMI-CHEMICAL NON-CONIFEROUS PULP	4331	0	4423	0	4532	0	4601	0	4604	4604
1.32	SEMI-CHEMICAL CONIFEROUS PULP	0	0	0	0	0	0	0	0	0	0
1.4	CHEMICAL PULP TOTAL	45434	6771	46207	6826	47362	7051	48960	7247	49549	49549
1.41	UNBLEACHED SULPHITE PULP	165	0	165	0	165	0	165	0	165	165
1.411	UNBLEACHED NON-CONIFEROUS SULPHITE PULP	0	0	0	0	0	0	0	0	0	0
1.412	UNBLEACHED CONIFEROUS SULPHITE PULP	165	0	165	0	165	0	165	0	165	165
1.42	BLEACHED SULPHITE PULP	1276	259	1279	259	1280	259	1278	259	1278	1278
1.421	BLEACHED NON-CONIFEROUS SULPHITE PULP	383	0	384	0	384	0	383	0	383	383
1.422	BLEACHED CONIFEROUS SULPHITE PULP	893	259	895	259	896	259	895	259	895	895
1.43	UNBLEACHED SULPHATE PULP	20217	166	20467	164	20886	163	21636	163	21702	21702
1.431	UNBLEACHED NON-CONIFEROUS SULPHATE PULP	1011	0	1023	0	1044	0	1082	0	1085	1085
1.432	UNBLEACHED CONIFEROUS SULPHATE PULP	19206	166	19444	164	19842	163	20554	163	20617	20617
1.44	BLEACHED SULPHATE+SODA PULP	23776	6346	24296	6403	25031	6629	25881	6825	26404	26404
1.441	BLEACHED NON-CONIFEROUS SULPHATE+SODA PULP	11130	2611	11503	2644	11954	2730	12364	2733	12698	12698
1.442	BLEACHED CONIFEROUS SULPHATE+SODA PULP	12646	3735	12793	3759	13077	3899	13517	4092	13706	13706
2	PULP OF OTHER FIBRE FOR PAPER AND BOARD	312	.	318	.	318	.	318	.	318	318
2.1	PULP OF STRAW	.	.	.	.	.	.	.	.	.	.
2.2	PULP OF BAGASSE	.	.	.	.	.	.	.	.	.	.
2.3	PULP OF BAMBOO	.	.	.	.	.	.	.	.	.	.
2.4	PULP OF OTHER FIBRE	.	.	.	.	.	.	.	.	.	.
3	DISSOLVING PULP,WOOD+OTHER RAW MATERIALS	1271	1271	1272	1272	1272	1272	1272	1272	1272	1272
3.1	NON-CONIFEROUS DISSOLVING PULP	445	445	445	445	445	445	445	445	445	445
3.2	CONIFEROUS DISSOLVING PULP	826	826	827	827	827	827	827	827	827	827

		1988	1989	1990	1991	1992	1993
		TOTAL CAPACITY IN 1000 METRIC TONS PER YEAR					
4	PAPER AND PAPERBOARD	73719	75760	78360	81340	82227	82272
4.1	NEWSPRINT	5548	5716	6239	6457	6465	6465
4.2	OTHER PRINTING AND WRITING PAPER	20672	21493	22279	23353	23827	23872
4.21	COATED PRINTING AND WRITING PAPER	7105	7447	7873	8300	8397	8397
4.211	COATED WOOD CONTAINING PRINT&WRITING PAPER	3970	4062	4227	4267	4271	4271
4.212	COATED WOODFREE PRINTING & WRITING PAPER	3135	3385	3646	4033	4126	4126
4.22	UNCOATED PRINTING AND WRITING PAPER	13567	14046	14406	15053	15430	15475
4.221	UNCOATED WOOD CONTAINING PRINT&WRIT PAPER	1539	1598	1601	1701	1780	1780
4.222	UNCOATED WOODFREE PRINTING & WRIT PAPER	12028	12448	12805	13352	13650	13695
4.3	OTHER PAPER AND PAPERBOARD	47499	48551	49842	51530	51935	51935
4.31	HOUSEHOLD AND SANITARY PAPER	5104	5223	5394	5530	5538	5538
4.32	WRAPPING AND PACKAGING PAPER AND BOARD	38464	39377	40445	41934	42328	42328
4.321	LINERBOARD	17548	18004	18681	19602	19876	19876
4.3211	KRAFT LINER	17037	17465	18123	19023	19285	19285
4.32111	UNBLEACHED KRAFT LINER	16886	17313	17959	18854	19116	19116
4.32112	BLEACHED KRAFT LINER	151	152	164	169	169	169
4.3212	OTHER LINERBOARD	511	539	558	579	591	591
4.322	FLUTING MEDIUM	6936	7280	7503	7704	7749	7749
4.3221	SEMI-CHEMICAL FLUTING MEDIUM	5258	5431	5589	5778	5823	5823
4.3222	OTHER FLUTING MEDIUM	1678	1849	1914	1926	1926	1926
4.323	KRAFT WRAPPING AND PACKAGING	3329	3333	3327	3352	3329	3329
4.3231	SACK KRAFT	885	887	885	892	885	885
4.3232	OTHER KRAFT WRAPPING AND PACKAGING	2444	2446	2442	2460	2444	2444
4.324	FOLDING BOXBOARD	7404	7451	7596	7909	8002	8002
4.3241	PULP BASED FOLDING BOXBOARD	5071	5127	5249	5553	5641	5641
4.32411	BLEACHED CHEMICAL PULP FOLDING BOXBOARD	4093	4125	4203	4354	4378	4378
4.32412	OTHER PULP BASED FOLDING BOXBOARD	978	1002	1046	1199	1263	1263
4.3242	WASTE PAPER BASED FOLDING BOXBOARD	2333	2324	2347	2356	2361	2361
4.325	OTHER WRAPPING AND PACKAGING N.E.S.	3247	3309	3338	3367	3372	3372
4.3251	OTHER WRAPPING PAPER	0	0	0	0	0	0
4.3252	OTHER PACKAGING PAPERBOARD	3247	3309	3338	3367	3372	3372
4.33	OTHER PAPER AND PAPERBOARD N.E.S. TOTAL	3931	3951	4003	4066	4069	4069
4.331	OTHER PAPER N.E.S.	1814	1828	1866	1919	1920	1920
4.332	OTHER PAPERBOARD N.E.S.	2117	2123	2137	2147	2149	2149

ARGENTINA

	PROCESS	1988 TOTAL OF CAPA-CITY	1988 WHICH MARKET PULP	1989 TOTAL OF CAPA-CITY	1989 WHICH MARKET PULP	1990 TOTAL OF CAPA-CITY	1990 WHICH MARKET PULP	1991 TOTAL OF CAPA-CITY	1991 WHICH MARKET PULP	1992 TOTAL CAPA-CITY	1993 TOTAL CAPA-CITY
		1000 METRIC TONS (AIR DRY) PER YEAR									
1	WOOD PULP FOR PAPER AND PAPERBOARD	658	195	708	195	778	265	868	265	918	918
1.1	MECHANICAL PULP	50	5	80	5	80	5	80	5	80	80
1.11	MECHANICAL NON-CONIFEROUS PULP	50	5	80	5	80	5	80	5	80	80
1.12	MECHANICAL CONIFEROUS PULP	0	0	0	0	0	0	0	0	0	0
1.2	THERMO-MECHANICAL PULP	0	0	0	0	0	0	0	0	0	0
1.21	THERMO-MECHANICAL NON-CONIFEROUS PULP	0	0	0	0	0	0	0	0	0	0
1.22	THERMO-MECHANICAL CONIFEROUS PULP	0	0	0	0	0	0	0	0	0	0
1.3	SEMI-CHEMICAL PULP	200	10	220	10	220	10	220	10	220	220
1.31	SEMI-CHEMICAL NON-CONIFEROUS PULP	200	10	220	10	220	10	220	10	220	220
1.32	SEMI-CHEMICAL CONIFEROUS PULP	0	0	0	0	0	0	0	0	0	0
1.4	CHEMICAL PULP TOTAL	408	180	408	180	478	250	568	250	618	618
1.41	UNBLEACHED SULPHITE PULP	0	0	0	0	0	0	0	0	0	0
1.411	UNBLEACHED NON-CONIFEROUS SULPHITE PULP	0	0	0	0	0	0	0	0	0	0
1.412	UNBLEACHED CONIFEROUS SULPHITE PULP	0	0	0	0	0	0	0	0	0	0
1.42	BLEACHED SULPHITE PULP	40	10	40	10	40	10	40	10	40	40
1.421	BLEACHED NON-CONIFEROUS SULPHITE PULP	10	10	10	10	10	10	10	10	10	10
1.422	BLEACHED CONIFEROUS SULPHITE PULP	30	0	30	0	30	0	30	0	30	30
1.43	UNBLEACHED SULPHATE PULP	138	0	138	0	138	0	138	0	138	138
1.431	UNBLEACHED NON-CONIFEROUS SULPHATE PULP	15	0	15	0	15	0	15	0	15	15
1.432	UNBLEACHED CONIFEROUS SULPHATE PULP	123	0	123	0	123	0	123	0	123	123
1.44	BLEACHED SULPHATE+SODA PULP	230	170	230	170	300	240	390	240	440	440
1.441	BLEACHED NON-CONIFEROUS SULPHATE+SODA PULP	60	0	60	0	95	35	140	35	165	165
1.442	BLEACHED CONIFEROUS SULPHATE+SODA PULP	170	170	170	170	205	205	250	205	275	275
2	PULP OF OTHER FIBRE FOR PAPER AND BOARD	140	0	140	0	140	0	140	0	140	140
2.1	PULP OF STRAW	0	0	0	0	0	0	0	0	0	0
2.2	PULP OF BAGASSE	135	0	135	0	135	0	135	0	135	135
2.3	PULP OF BAMBOO	0	0	0	0	0	0	0	0	0	0
2.4	PULP OF OTHER FIBRE	5	0	5	0	5	0	5	0	5	5
3	DISSOLVING PULP, WOOD+OTHER RAW MATERIALS	14	0	14	0	14	0	14	0	14	14
3.1	NON-CONIFEROUS DISSOLVING PULP	14	0	14	0	14	0	14	0	14	14
3.2	CONIFEROUS DISSOLVING PULP	0	0	0	0	0	0	0	0	0	0

		1988	1989	1990	1991	1992	1993
		TOTAL CAPACITY IN 1000 METRIC TONS PER YEAR					
4	PAPER AND PAPERBOARD	1168	1194	1194	1194	1194	1194
4.1	NEWSPRINT	225	249	249	249	249	249
4.2	OTHER PRINTING AND WRITING PAPER	260	260	260	260	260	260
4.21	COATED PRINTING AND WRITING PAPER	50	50	50	50	50	50
4.211	COATED WOOD CONTAINING PRINT&WRITING PAPER	35	35	35	35	35	35
4.212	COATED WOODFREE PRINTING & WRITING PAPER	15	15	15	15	15	15
4.22	UNCOATED PRINTING AND WRITING PAPER	210	210	210	210	210	210
4.221	UNCOATED WOOD CONTAINING PRINT&WRIT PAPER	35	35	35	35	35	35
4.222	UNCOATED WOODFREE PRINTING & WRIT PAPER	175	175	175	175	175	175
4.3	OTHER PAPER AND PAPERBOARD	683	685	685	685	685	685
4.31	HOUSEHOLD AND SANITARY PAPER	65	65	65	65	65	65
4.32	WRAPPING AND PACKAGING PAPER AND BOARD	563	563	563	563	563	563
4.321	LINERBOARD	149	149	149	149	149	149
4.3211	KRAFT LINER	54	54	54	54	54	54
4.32111	UNBLEACHED KRAFT LINER	49	49	49	49	49	49
4.32112	BLEACHED KRAFT LINER	5	5	5	5	5	5
4.3212	OTHER LINERBOARD	95	95	95	95	95	95
4.322	FLUTING MEDIUM	120	120	120	120	120	120
4.3221	SEMI-CHEMICAL FLUTING MEDIUM	40	40	40	40	40	40
4.3222	OTHER FLUTING MEDIUM	80	80	80	80	80	80
4.323	KRAFT WRAPPING AND PACKAGING	134	134	134	134	134	134
4.3231	SACK KRAFT	99	99	99	99	99	99
4.3232	OTHER KRAFT WRAPPING AND PACKAGING	35	35	35	35	35	35
4.324	FOLDING BOXBOARD	50	50	50	50	50	50
4.3241	PULP BASED FOLDING BOXBOARD	35	35	35	35	35	35
4.32411	BLEACHED CHEMICAL PULP FOLDING BOXBOARD	25	25	25	25	25	25
4.32412	OTHER PULP BASED FOLDING BOXBOARD	10	10	10	10	10	10
4.3242	WASTE PAPER BASED FOLDING BOXBOARD	15	15	15	15	15	15
4.325	OTHER WRAPPING AND PACKAGING N.E.S.	110	110	110	110	110	110
4.3251	OTHER WRAPPING PAPER	60	60	60	60	60	60
4.3252	OTHER PACKAGING PAPERBOARD	50	50	50	50	50	50
4.33	OTHER PAPER AND PAPERBOARD N.E.S. TOTAL	55	57	57	57	57	57
4.331	OTHER PAPER N.E.S.	30	32	32	32	32	32
4.332	OTHER PAPERBOARD N.E.S.	25	25	25	25	25	25

*)

BOLIVIA

	PROCESS	1988 TOTAL CAPACITY	1988 OF WHICH MARKET PULP	1989 TOTAL CAPACITY	1989 OF WHICH MARKET PULP	1990 TOTAL CAPACITY	1990 OF WHICH MARKET PULP	1991 TOTAL CAPACITY	1991 OF WHICH MARKET PULP	1992 TOTAL CAPACITY	1993 TOTAL CAPACITY
		1000 METRIC TONS (AIR DRY) PER YEAR									
1	WOOD PULP FOR PAPER AND PAPERBOARD	0	0	0	0	0	0	0	0	0	0
1.1	MECHANICAL PULP	0	0	0	0	0	0	0	0	0	0
1.11	MECHANICAL NON-CONIFEROUS PULP	0	0	0	0	0	0	0	0	0	0
1.12	MECHANICAL CONIFEROUS PULP	0	0	0	0	0	0	0	0	0	0
1.2	THERMO-MECHANICAL PULP	0	0	0	0	0	0	0	0	0	0
1.21	THERMO-MECHANICAL NON-CONIFEROUS PULP	0	0	0	0	0	0	0	0	0	0
1.22	THERMO-MECHANICAL CONIFEROUS PULP	0	0	0	0	0	0	0	0	0	0
1.3	SEMI-CHEMICAL PULP	0	0	0	0	0	0	0	0	0	0
1.31	SEMI-CHEMICAL NON-CONIFEROUS PULP	0	0	0	0	0	0	0	0	0	0
1.32	SEMI-CHEMICAL CONIFEROUS PULP	0	0	0	0	0	0	0	0	0	0
1.4	CHEMICAL PULP TOTAL	0	0	0	0	0	0	0	0	0	0
1.41	UNBLEACHED SULPHITE PULP	0	0	0	0	0	0	0	0	0	0
1.411	UNBLEACHED NON-CONIFEROUS SULPHITE PULP	0	0	0	0	0	0	0	0	0	0
1.412	UNBLEACHED CONIFEROUS SULPHITE PULP	0	0	0	0	0	0	0	0	0	0
1.42	BLEACHED SULPHITE PULP	0	0	0	0	0	0	0	0	0	0
1.421	BLEACHED NON-CONIFEROUS SULPHITE PULP	0	0	0	0	0	0	0	0	0	0
1.422	BLEACHED CONIFEROUS SULPHITE PULP	0	0	0	0	0	0	0	0	0	0
1.43	UNBLEACHED SULPHATE PULP	0	0	0	0	0	0	0	0	0	0
1.431	UNBLEACHED NON-CONIFEROUS SULPHATE PULP	0	0	0	0	0	0	0	0	0	0
1.432	UNBLEACHED CONIFEROUS SULPHATE PULP	0	0	0	0	0	0	0	0	0	0
1.44	BLEACHED SULPHATE+SODA PULP	0	0	0	0	0	0	0	0	0	0
1.441	BLEACHED NON-CONIFEROUS SULPHATE+SODA PULP	0	0	0	0	0	0	0	0	0	0
1.442	BLEACHED CONIFEROUS SULPHATE+SODA PULP	0	0	0	0	0	0	0	0	0	0
2	PULP OF OTHER FIBRE FOR PAPER AND BOARD	1	0	1	0	1	0	1	0	1	1
2.1	PULP OF STRAW	0	0	0	0	0	0	0	0	0	0
2.2	PULP OF BAGASSE	0	0	0	0	0	0	0	0	0	0
2.3	PULP OF BAMBOO	0	0	0	0	0	0	0	0	0	0
2.4	PULP OF OTHER FIBRE	1	0	1	0	1	0	1	0	1	1
3	DISSOLVING PULP, WOOD+OTHER RAW MATERIALS	0	0	0	0	0	0	0	0	0	0
3.1	NON-CONIFEROUS DISSOLVING PULP	0	0	0	0	0	0	0	0	0	0
3.2	CONIFEROUS DISSOLVING PULP	0	0	0	0	0	0	0	0	0	0

		1988	1989	1990	1991	1992	1993
		TOTAL CAPACITY IN 1000 METRIC TONS PER YEAR					
4	PAPER AND PAPERBOARD	4	4	4	4	4	4
4.1	NEWSPRINT	0	0	0	0	0	0
4.2	OTHER PRINTING AND WRITING PAPER	0	0	0	0	0	0
4.21	COATED PRINTING AND WRITING PAPER	0	0	0	0	0	0
4.211	COATED WOOD CONTAINING PRINT&WRITING PAPER	0	0	0	0	0	0
4.212	COATED WOODFREE PRINTING & WRITING PAPER	0	0	0	0	0	0
4.22	UNCOATED PRINTING AND WRITING PAPER	0	0	0	0	0	0
4.221	UNCOATED WOOD CONTAINING PRINT&WRIT PAPER	0	0	0	0	0	0
4.222	UNCOATED WOODFREE PRINTING & WRIT PAPER	0	0	0	0	0	0
4.3	OTHER PAPER AND PAPERBOARD	4	4	4	4	4	4
4.31	HOUSEHOLD AND SANITARY PAPER	0	0	0	0	0	0
4.32	WRAPPING AND PACKAGING PAPER AND BOARD	4	4	4	4	4	4
4.321	LINERBOARD	0	0	0	0	0	0
4.3211	KRAFT LINER	0	0	0	0	0	0
4.32111	UNBLEACHED KRAFT LINER	0	0	0	0	0	0
4.32112	BLEACHED KRAFT LINER	0	0	0	0	0	0
4.3212	OTHER LINERBOARD	0	0	0	0	0	0
4.322	FLUTING MEDIUM	0	0	0	0	0	0
4.3221	SEMI-CHEMICAL FLUTING MEDIUM	0	0	0	0	0	0
4.3222	OTHER FLUTING MEDIUM	0	0	0	0	0	0
4.323	KRAFT WRAPPING AND PACKAGING	0	0	0	0	0	0
4.3231	SACK KRAFT	0	0	0	0	0	0
4.3232	OTHER KRAFT WRAPPING AND PACKAGING	0	0	0	0	0	0
4.324	FOLDING BOXBOARD	0	0	0	0	0	0
4.3241	PULP BASED FOLDING BOXBOARD	0	0	0	0	0	0
4.32411	BLEACHED CHEMICAL PULP FOLDING BOXBOARD	0	0	0	0	0	0
4.32412	OTHER PULP BASED FOLDING BOXBOARD	0	0	0	0	0	0
4.3242	WASTE PAPER BASED FOLDING BOXBOARD	0	0	0	0	0	0
4.325	OTHER WRAPPING AND PACKAGING N.E.S.	4	4	4	4	4	4
4.3251	OTHER WRAPPING PAPER	0	0	0	0	0	0
4.3252	OTHER PACKAGING PAPERBOARD	4	4	4	4	4	4
4.33	OTHER PAPER AND PAPERBOARD N.E.S. TOTAL	0	0	0	0	0	0
4.331	OTHER PAPER N.E.S.	0	0	0	0	0	0
4.332	OTHER PAPERBOARD N.E.S.	0	0	0	0	0	0

*)

BRAZIL

	PROCESS	1988 TOTAL CAPACITY	1988 OF WHICH MARKET PULP	1989 TOTAL CAPACITY	1989 OF WHICH MARKET PULP	1990 TOTAL CAPACITY	1990 OF WHICH MARKET PULP	1991 TOTAL CAPACITY	1991 OF WHICH MARKET PULP	1992 TOTAL CAPACITY	1993 TOTAL CAPACITY
		1000 METRIC TONS (AIR DRY) PER YEAR									
1	WOOD PULP FOR PAPER AND PAPERBOARD	4264	1601	4573	1678	4960	1733	5927	2246	6824	7397
1.1	MECHANICAL PULP	440	69	440	70	452	72	516	75	619	676
1.11	MECHANICAL NON-CONIFEROUS PULP	0	0	0	0	0	0	0	0	0	0
1.12	MECHANICAL CONIFEROUS PULP	440	69	440	70	452	72	516	75	619	676
1.2	THERMO-MECHANICAL PULP	115	14	115	14	172	20	271	25	436	460
1.21	THERMO-MECHANICAL NON-CONIFEROUS PULP	0	0	0	0	0	0	0	0	0	0
1.22	THERMO-MECHANICAL CONIFEROUS PULP	115	14	115	14	172	20	271	25	436	460
1.3	SEMI-CHEMICAL PULP	150	0	225	0	285	0	300	0	300	300
1.31	SEMI-CHEMICAL NON-CONIFEROUS PULP	120	0	178	0	233	0	246	0	246	246
1.32	SEMI-CHEMICAL CONIFEROUS PULP	30	0	47	0	52	0	54	0	54	54
1.4	CHEMICAL PULP TOTAL	3559	1518	3793	1594	4051	1641	4840	2146	5469	5961
1.41	UNBLEACHED SULPHITE PULP	6	3	6	3	6	3	6	3	6	6
1.411	UNBLEACHED NON-CONIFEROUS SULPHITE PULP	0	0	0	0	0	0	0	0	0	0
1.412	UNBLEACHED CONIFEROUS SULPHITE PULP	6	3	6	3	6	3	6	3	6	6
1.42	BLEACHED SULPHITE PULP	31	31	32	32	32	32	32	32	32	32
1.421	BLEACHED NON-CONIFEROUS SULPHITE PULP	0	0	0	0	0	0	0	0	0	0
1.422	BLEACHED CONIFEROUS SULPHITE PULP	31	31	32	32	32	32	32	32	32	32
1.43	UNBLEACHED SULPHATE PULP	1161	69	1205	69	1342	76	1399	81	1420	1367
1.431	UNBLEACHED NON-CONIFEROUS SULPHATE PULP	149	56	149	56	149	56	149	56	149	149
1.432	UNBLEACHED CONIFEROUS SULPHATE PULP	1012	13	1056	13	1193	20	1250	25	1271	1218
1.44	BLEACHED SULPHATE+SODA PULP	2361	1415	2550	1490	2671	1530	3403	2030	4011	4556
1.441	BLEACHED NON-CONIFEROUS SULPHATE+SODA PULP	2217	1300	2351	1340	2434	1350	3050	1810	3633	4134
1.442	BLEACHED CONIFEROUS SULPHATE+SODA PULP	144	115	199	150	237	180	353	220	378	422
2	PULP OF OTHER FIBRE FOR PAPER AND BOARD	175	0	175	0	175	0	175	0	175	175
2.1	PULP OF STRAW	0	0	0	0	0	0	0	0	0	0
2.2	PULP OF BAGASSE	78	0	78	0	78	0	78	0	78	78
2.3	PULP OF BAMBOO	45	0	45	0	45	0	45	0	45	45
2.4	PULP OF OTHER FIBRE	52	0	52	0	52	0	52	0	52	52
3	DISSOLVING PULP, WOOD+OTHER RAW MATERIALS	84	48	84	48	84	48	84	48	84	84
3.1	NON-CONIFEROUS DISSOLVING PULP	33	33	33	33	33	33	33	33	33	33
3.2	CONIFEROUS DISSOLVING PULP	51	15	51	15	51	15	51	15	51	51

		1988	1989	1990	1991	1992	1993
		TOTAL CAPACITY IN 1000 METRIC TONS PER YEAR					
4	PAPER AND PAPERBOARD	5446	5533	5782	6415	7054	7512
4.1	NEWSPRINT	258	263	267	388	484	508
4.2	OTHER PRINTING AND WRITING PAPER	1498	1532	1614	1841	2126	2436
4.21	COATED PRINTING AND WRITING PAPER	120	120	122	122	132	132
4.211	COATED WOOD CONTAINING PRINT&WRITING PAPER	0	0	0	0	0	0
4.212	COATED WOODFREE PRINTING & WRITING PAPER	120	120	122	122	132	132
4.22	UNCOATED PRINTING AND WRITING PAPER	1378	1412	1492	1719	1994	2304
4.221	UNCOATED WOOD CONTAINING PRINT&WRIT PAPER	0	0	0	0	0	0
4.222	UNCOATED WOODFREE PRINTING & WRIT PAPER	1378	1412	1492	1719	1994	2304
4.3	OTHER PAPER AND PAPERBOARD	3690	3738	3901	4186	4444	4568
4.31	HOUSEHOLD AND SANITARY PAPER	384	405	411	471	517	528
4.32	WRAPPING AND PACKAGING PAPER AND BOARD	3018	3045	3202	3427	3639	3752
4.321	LINERBOARD	958	973	1088	1225	1278	1293
4.3211	KRAFT LINER	776	791	906	1043	1096	1111
4.32111	UNBLEACHED KRAFT LINER	776	791	906	1043	1096	1111
4.32112	BLEACHED KRAFT LINER	0	0	0	0	0	0
4.3212	OTHER LINERBOARD	182	182	182	182	182	182
4.322	FLUTING MEDIUM	693	696	696	741	777	786
4.3221	SEMI-CHEMICAL FLUTING MEDIUM	0	0	0	0	0	0
4.3222	OTHER FLUTING MEDIUM	693	696	696	741	777	786
4.323	KRAFT WRAPPING AND PACKAGING	628	635	677	706	738	760
4.3231	SACK KRAFT	356	363	369	379	404	426
4.3232	OTHER KRAFT WRAPPING AND PACKAGING	272	272	308	327	334	334
4.324	FOLDING BOXBOARD	528	530	530	544	635	702
4.3241	PULP BASED FOLDING BOXBOARD	180	180	180	180	180	180
4.32411	BLEACHED CHEMICAL PULP FOLDING BOXBOARD	45	45	45	45	45	45
4.32412	OTHER PULP BASED FOLDING BOXBOARD	135	135	135	135	135	135
4.3242	WASTE PAPER BASED FOLDING BOXBOARD	348	350	350	364	455	522
4.325	OTHER WRAPPING AND PACKAGING N.E.S.	211	211	211	211	211	211
4.3251	OTHER WRAPPING PAPER	211	211	211	211	211	211
4.3252	OTHER PACKAGING PAPERBOARD	0	0	0	0	0	0
4.33	OTHER PAPER AND PAPERBOARD N.E.S. TOTAL	288	288	288	288	288	288
4.331	OTHER PAPER N.E.S.	176	176	176	176	176	176
4.332	OTHER PAPERBOARD N.E.S.	112	112	112	112	112	112

CHILE

	PROCESS	1988 TOTAL CAPACITY	1988 OF WHICH MARKET PULP	1989 TOTAL CAPACITY	1989 OF WHICH MARKET PULP	1990 TOTAL CAPACITY	1990 OF WHICH MARKET PULP	1991 TOTAL CAPACITY	1991 OF WHICH MARKET PULP	1992 TOTAL CAPACITY	1993 TOTAL CAPACITY
		1000 METRIC TONS (AIR DRY) PER YEAR									
1	WOOD PULP FOR PAPER AND PAPERBOARD	922	541	940	549	1024	608	1152	718	1755	1881
1.1	MECHANICAL PULP	200	.	200	.	215	.	233	.	233	233
1.11	MECHANICAL NON-CONIFEROUS PULP	.	.	.	.	.	.	.	.	.	.
1.12	MECHANICAL CONIFEROUS PULP	200	.	200	.	215	.	233	.	233	233
1.2	THERMO-MECHANICAL PULP	.	.	.	.	.	.	.	.	.	.
1.21	THERMO-MECHANICAL NON-CONIFEROUS PULP	.	.	.	.	.	.	.	.	.	.
1.22	THERMO-MECHANICAL CONIFEROUS PULP	.	.	.	.	.	.	.	.	.	.
1.3	SEMI-CHEMICAL PULP	.	.	.	.	.	.	.	.	.	.
1.31	SEMI-CHEMICAL NON-CONIFEROUS PULP	.	.	.	.	.	.	.	.	.	.
1.32	SEMI-CHEMICAL CONIFEROUS PULP	.	.	.	.	.	.	.	.	.	.
1.4	CHEMICAL PULP TOTAL	722	541	740	549	809	608	919	718	1522	1648
1.41	UNBLEACHED SULPHITE PULP	25	.	25	.	25	.	25	.	25	25
1.411	UNBLEACHED NON-CONIFEROUS SULPHITE PULP	.	.	.	.	.	.	.	.	.	.
1.412	UNBLEACHED CONIFEROUS SULPHITE PULP	25	.	25	.	25	.	25	.	25	25
1.42	BLEACHED SULPHITE PULP	.	.	.	.	.	.	.	.	.	.
1.421	BLEACHED NON-CONIFEROUS SULPHITE PULP	.	.	.	.	.	.	.	.	.	.
1.422	BLEACHED CONIFEROUS SULPHITE PULP	.	.	.	.	.	.	.	.	.	.
1.43	UNBLEACHED SULPHATE PULP	283	227	283	227	321	265	321	265	265	265
1.431	UNBLEACHED NON-CONIFEROUS SULPHATE PULP	3	0	3	0	3	0	3	0	0	0
1.432	UNBLEACHED CONIFEROUS SULPHATE PULP	280	227	280	227	318	265	318	265	265	265
1.44	BLEACHED SULPHATE+SODA PULP	414	314	432	322	463	343	573	453	1232	1358
1.441	BLEACHED NON-CONIFEROUS SULPHATE+SODA PULP	38	0	38	0	38	0	148	110	268	268
1.442	BLEACHED CONIFEROUS SULPHATE+SODA PULP	376	314	394	322	425	343	425	343	964	1090
2	PULP OF OTHER FIBRE FOR PAPER AND BOARD	0	0	0	0	0	0	0	0	0	0
2.1	PULP OF STRAW	0	0	0	0	0	0	0	0	0	0
2.2	PULP OF BAGASSE	0	0	0	0	0	0	0	0	0	0
2.3	PULP OF BAMBOO	0	0	0	0	0	0	0	0	0	0
2.4	PULP OF OTHER FIBRE	0	0	0	0	0	0	0	0	0	0
3	DISSOLVING PULP, WOOD+OTHER RAW MATERIALS	0	0	0	0	0	0	0	0	0	0
3.1	NON-CONIFEROUS DISSOLVING PULP	0	0	0	0	0	0	0	0	0	0
3.2	CONIFEROUS DISSOLVING PULP	0	0	0	0	0	0	0	0	0	0

		1988	1989	1990	1991	1992	1993
		TOTAL CAPACITY IN 1000 METRIC TONS PER YEAR					
4	PAPER AND PAPERBOARD	485	481	504	521	528	528
4.1	NEWSPRINT	184	180	188	203	210	210
4.2	OTHER PRINTING AND WRITING PAPER	81	81	83	85	85	85
4.21	COATED PRINTING AND WRITING PAPER	10	10	10	10	10	10
4.211	COATED WOOD CONTAINING PRINT&WRITING PAPER	2	2	2	2	2	2
4.212	COATED WOODFREE PRINTING & WRITING PAPER	8	8	8	8	8	8
4.22	UNCOATED PRINTING AND WRITING PAPER	71	71	73	75	75	75
4.221	UNCOATED WOOD CONTAINING PRINT&WRIT PAPER	20	20	22	24	24	24
4.222	UNCOATED WOODFREE PRINTING & WRIT PAPER	51	51	51	51	51	51
4.3	OTHER PAPER AND PAPERBOARD	220	220	233	233	233	233
4.31	HOUSEHOLD AND SANITARY PAPER	55	55	67	67	67	67
4.32	WRAPPING AND PACKAGING PAPER AND BOARD	160	160	161	161	161	161
4.321	LINERBOARD	52	52	52	52	52	52
4.3211	KRAFT LINER	50	50	50	50	50	50
4.32111	UNBLEACHED KRAFT LINER	45	45	45	45	45	45
4.32112	BLEACHED KRAFT LINER	5	5	5	5	5	5
4.3212	OTHER LINERBOARD	2	2	2	2	2	2
4.322	FLUTING MEDIUM	33	33	34	34	34	34
4.3221	SEMI-CHEMICAL FLUTING MEDIUM	32	32	33	33	33	33
4.3222	OTHER FLUTING MEDIUM	1	1	1	1	1	1
4.323	KRAFT WRAPPING AND PACKAGING	28	28	28	28	28	28
4.3231	SACK KRAFT	20	20	20	20	20	20
4.3232	OTHER KRAFT WRAPPING AND PACKAGING	8	8	8	8	8	8
4.324	FOLDING BOXBOARD	37	37	37	37	37	37
4.3241	PULP BASED FOLDING BOXBOARD	5	5	5	5	5	5
4.32411	BLEACHED CHEMICAL PULP FOLDING BOXBOARD	5	5	5	5	5	5
4.32412	OTHER PULP BASED FOLDING BOXBOARD	.	.	.	.	.	.
4.3242	WASTE PAPER BASED FOLDING BOXBOARD	32	32	32	32	32	32
4.325	OTHER WRAPPING AND PACKAGING N.E.S.	10	10	10	10	10	10
4.3251	OTHER WRAPPING PAPER	7	7	7	7	7	7
4.3252	OTHER PACKAGING PAPERBOARD	3	3	3	3	3	3
4.33	OTHER PAPER AND PAPERBOARD N.E.S. TOTAL	5	5	5	5	5	5
4.331	OTHER PAPER N.E.S.	1	1	1	1	1	1
4.332	OTHER PAPERBOARD N.E.S.	4	4	4	4	4	4

COLOMBIA

	PROCESS	1988 TOTAL CAPACITY	1988 OF WHICH MARKET PULP	1989 TOTAL CAPACITY	1989 OF WHICH MARKET PULP	1990 TOTAL CAPACITY	1990 OF WHICH MARKET PULP	1991 TOTAL CAPACITY	1991 OF WHICH MARKET PULP	1992 TOTAL CAPACITY	1993 TOTAL CAPACITY
		1000 METRIC TONS (AIR DRY) PER YEAR									
1	WOOD PULP FOR PAPER AND PAPERBOARD	166	.	166	.	176	.	196	.	196	216
1.1	MECHANICAL PULP	.	.	.	.	10	.	30	.	30	40
1.11	MECHANICAL NON-CONIFEROUS PULP	.	.	.	.	.	.	.	.	.	.
1.12	MECHANICAL CONIFEROUS PULP	.	.	.	.	.	.	.	.	.	.
1.2	THERMO-MECHANICAL PULP	.	.	.	.	.	.	.	.	.	.
1.21	THERMO-MECHANICAL NON-CONIFEROUS PULP	.	.	.	.	.	.	.	.	.	.
1.22	THERMO-MECHANICAL CONIFEROUS PULP	.	.	.	.	.	.	.	.	.	.
1.3	SEMI-CHEMICAL PULP	34	.	34	.	34	.	34	.	34	34
1.31	SEMI-CHEMICAL NON-CONIFEROUS PULP	30	.	30	.	30	.	30	.	30	30
1.32	SEMI-CHEMICAL CONIFEROUS PULP	4	.	4	.	4	.	4	.	4	4
1.4	CHEMICAL PULP TOTAL	132	.	132	.	132	.	132	.	132	142
1.41	UNBLEACHED SULPHITE PULP	.	.	.	.	.	.	.	.	.	.
1.411	UNBLEACHED NON-CONIFEROUS SULPHITE PULP	.	.	.	.	.	.	.	.	.	.
1.412	UNBLEACHED CONIFEROUS SULPHITE PULP	.	.	.	.	.	.	.	.	.	.
1.42	BLEACHED SULPHITE PULP	50	.	50	.	50	.	50	.	50	60
1.421	BLEACHED NON-CONIFEROUS SULPHITE PULP	20	.	20	.	20	.	20	.	20	30
1.422	BLEACHED CONIFEROUS SULPHITE PULP	30	.	30	.	30	.	30	.	30	30
1.43	UNBLEACHED SULPHATE PULP	64	.	64	.	64	.	64	.	64	64
1.431	UNBLEACHED NON-CONIFEROUS SULPHATE PULP	2	.	2	.	2	.	2	.	2	2
1.432	UNBLEACHED CONIFEROUS SULPHATE PULP	62	.	62	.	62	.	62	.	62	62
1.44	BLEACHED SULPHATE+SODA PULP	.	.	.	.	.	.	.	.	.	.
1.441	BLEACHED NON-CONIFEROUS SULPHATE+SODA PULP	.	.	.	.	.	.	.	.	.	.
1.442	BLEACHED CONIFEROUS SULPHATE+SODA PULP	.	.	.	.	.	.	.	.	.	.
2	PULP OF OTHER FIBRE FOR PAPER AND BOARD	100	0	103	0	117	0	139	0	167	173
2.1	PULP OF STRAW	0	0	0	0	0	0	0	0	0	0
2.2	PULP OF BAGASSE	98	0	98	0	110	0	132	0	160	166
2.3	PULP OF BAMBOO	0	0	0	0	0	0	0	0	0	0
2.4	PULP OF OTHER FIBRE	2	0	5	0	7	0	7	0	7	7
3	DISSOLVING PULP, WOOD+OTHER RAW MATERIALS	.	.	.	.	.	.	.	.	.	.
3.1	NON-CONIFEROUS DISSOLVING PULP	.	.	.	.	.	.	.	.	.	.
3.2	CONIFEROUS DISSOLVING PULP	.	.	.	.	.	.	.	.	.	.

		1988	1989	1990	1991	1992	1993
		TOTAL CAPACITY IN 1000 METRIC TONS PER YEAR					
4	PAPER AND PAPERBOARD	569	578	617	685	721	759
4.1	NEWSPRINT	0	0	0	0	0	0
4.2	OTHER PRINTING AND WRITING PAPER	135	139	163	207	239	262
4.21	COATED PRINTING AND WRITING PAPER	.	.	.	.	.	.
4.211	COATED WOOD CONTAINING PRINT&WRITING PAPER	.	.	.	.	.	.
4.212	COATED WOODFREE PRINTING & WRITING PAPER	.	.	.	.	.	.
4.22	UNCOATED PRINTING AND WRITING PAPER	.	.	.	.	.	.
4.221	UNCOATED WOOD CONTAINING PRINT&WRIT PAPER	.	.	.	.	.	.
4.222	UNCOATED WOODFREE PRINTING & WRIT PAPER	.	.	.	.	.	.
4.3	OTHER PAPER AND PAPERBOARD	434	439	454	478	482	497
4.31	HOUSEHOLD AND SANITARY PAPER	87	91	94	100	101	101
4.32	WRAPPING AND PACKAGING PAPER AND BOARD	297	300	312	331	334	349
4.321	LINERBOARD	.	.	.	.	.	.
4.3211	KRAFT LINER	.	.	.	.	.	.
4.32111	UNBLEACHED KRAFT LINER	.	.	.	.	.	.
4.32112	BLEACHED KRAFT LINER	.	.	.	.	.	.
4.3212	OTHER LINERBOARD	.	.	.	.	.	.
4.322	FLUTING MEDIUM	.	.	.	.	.	.
4.3221	SEMI-CHEMICAL FLUTING MEDIUM	.	.	.	.	.	.
4.3222	OTHER FLUTING MEDIUM	.	.	.	.	.	.
4.323	KRAFT WRAPPING AND PACKAGING	.	.	.	.	.	.
4.3231	SACK KRAFT	.	.	.	.	.	.
4.3232	OTHER KRAFT WRAPPING AND PACKAGING	.	.	.	.	.	.
4.324	FOLDING BOXBOARD	.	.	.	.	.	.
4.3241	PULP BASED FOLDING BOXBOARD	.	.	.	.	.	.
4.32411	BLEACHED CHEMICAL PULP FOLDING BOXBOARD	.	.	.	.	.	.
4.32412	OTHER PULP BASED FOLDING BOXBOARD	.	.	.	.	.	.
4.3242	WASTE PAPER BASED FOLDING BOXBOARD	.	.	.	.	.	.
4.325	OTHER WRAPPING AND PACKAGING N.E.S.	.	.	.	.	.	.
4.3251	OTHER WRAPPING PAPER	.	.	.	.	.	.
4.3252	OTHER PACKAGING PAPERBOARD	.	.	.	.	.	.
4.33	OTHER PAPER AND PAPERBOARD N.E.S. TOTAL	50	48	48	47	47	47
4.331	OTHER PAPER N.E.S.	.	.	.	.	.	.
4.332	OTHER PAPERBOARD N.E.S.	.	.	.	.	.	.

ECUADOR

	PROCESS	1988 TOTAL CAPACITY	1988 OF WHICH MARKET PULP	1989 TOTAL CAPACITY	1989 OF WHICH MARKET PULP	1990 TOTAL CAPACITY	1990 OF WHICH MARKET PULP	1991 TOTAL CAPACITY	1991 OF WHICH MARKET PULP	1992 TOTAL CAPACITY	1993 TOTAL CAPACITY
		1000 METRIC TONS (AIR DRY) PER YEAR									
1	WOOD PULP FOR PAPER AND PAPERBOARD	0	0	0	0	0	0	0	0	0	0
1.1	MECHANICAL PULP	0	0	0	0	0	0	0	0	0	0
1.11	MECHANICAL NON-CONIFEROUS PULP	0	0	0	0	0	0	0	0	0	0
1.12	MECHANICAL CONIFEROUS PULP	0	0	0	0	0	0	0	0	0	0
1.2	THERMO-MECHANICAL PULP	0	0	0	0	0	0	0	0	0	0
1.21	THERMO-MECHANICAL NON-CONIFEROUS PULP	0	0	0	0	0	0	0	0	0	0
1.22	THERMO-MECHANICAL CONIFEROUS PULP	0	0	0	0	0	0	0	0	0	0
1.3	SEMI-CHEMICAL PULP	0	0	0	0	0	0	0	0	0	0
1.31	SEMI-CHEMICAL NON-CONIFEROUS PULP	0	0	0	0	0	0	0	0	0	0
1.32	SEMI-CHEMICAL CONIFEROUS PULP	0	0	0	0	0	0	0	0	0	0
1.4	CHEMICAL PULP TOTAL	0	0	0	0	0	0	0	0	0	0
1.41	UNBLEACHED SULPHITE PULP	0	0	0	0	0	0	0	0	0	0
1.411	UNBLEACHED NON-CONIFEROUS SULPHITE PULP	0	0	0	0	0	0	0	0	0	0
1.412	UNBLEACHED CONIFEROUS SULPHITE PULP	0	0	0	0	0	0	0	0	0	0
1.42	BLEACHED SULPHITE PULP	0	0	0	0	0	0	0	0	0	0
1.421	BLEACHED NON-CONIFEROUS SULPHITE PULP	0	0	0	0	0	0	0	0	0	0
1.422	BLEACHED CONIFEROUS SULPHITE PULP	0	0	0	0	0	0	0	0	0	0
1.43	UNBLEACHED SULPHATE PULP	0	0	0	0	0	0	0	0	0	0
1.431	UNBLEACHED NON-CONIFEROUS SULPHATE PULP	0	0	0	0	0	0	0	0	0	0
1.432	UNBLEACHED CONIFEROUS SULPHATE PULP	0	0	0	0	0	0	0	0	0	0
1.44	BLEACHED SULPHATE+SODA PULP	0	0	0	0	0	0	0	0	0	0
1.441	BLEACHED NON-CONIFEROUS SULPHATE+SODA PULP	0	0	0	0	0	0	0	0	0	0
1.442	BLEACHED CONIFEROUS SULPHATE+SODA PULP	0	0	0	0	0	0	0	0	0	0
2	PULP OF OTHER FIBRE FOR PAPER AND BOARD	6	0	6	0	7	0	8	0	8	8
2.1	PULP OF STRAW	0	0	0	0	0	0	0	0	0	0
2.2	PULP OF BAGASSE	6	0	6	0	7	0	8	0	8	8
2.3	PULP OF BAMBOO	0	0	0	0	0	0	0	0	0	0
2.4	PULP OF OTHER FIBRE	0	0	0	0	0	0	0	0	0	0
3	DISSOLVING PULP, WOOD+OTHER RAW MATERIALS	0	0	0	0	0	0	0	0	0	0
3.1	NON-CONIFEROUS DISSOLVING PULP	0	0	0	0	0	0	0	0	0	0
3.2	CONIFEROUS DISSOLVING PULP	0	0	0	0	0	0	0	0	0	0

		1988	1989	1990	1991	1992	1993
		TOTAL CAPACITY IN 1000 METRIC TONS PER YEAR					
4	PAPER AND PAPERBOARD	74	74	77	77	77	77
4.1	NEWSPRINT	0	0	0	0	0	0
4.2	OTHER PRINTING AND WRITING PAPER	0	0	0	0	0	0
4.21	COATED PRINTING AND WRITING PAPER	0	0	0	0	0	0
4.211	COATED WOOD CONTAINING PRINT&WRITING PAPER	0	0	0	0	0	0
4.212	COATED WOODFREE PRINTING & WRITING PAPER	0	0	0	0	0	0
4.22	UNCOATED PRINTING AND WRITING PAPER	0	0	0	0	0	0
4.221	UNCOATED WOOD CONTAINING PRINT&WRIT PAPER	0	0	0	0	0	0
4.222	UNCOATED WOODFREE PRINTING & WRIT PAPER	0	0	0	0	0	0
4.3	OTHER PAPER AND PAPERBOARD	74	74	77	77	77	77
4.31	HOUSEHOLD AND SANITARY PAPER	22	22	25	25	25	25
4.32	WRAPPING AND PACKAGING PAPER AND BOARD	52	52	52	52	52	52
4.321	LINERBOARD	0	0	0	0	0	0
4.3211	KRAFT LINER	0	0	0	0	0	0
4.32111	UNBLEACHED KRAFT LINER	0	0	0	0	0	0
4.32112	BLEACHED KRAFT LINER	0	0	0	0	0	0
4.3212	OTHER LINERBOARD	0	0	0	0	0	0
4.322	FLUTING MEDIUM	28	28	28	28	28	28
4.3221	SEMI-CHEMICAL FLUTING MEDIUM	0	0	0	0	0	0
4.3222	OTHER FLUTING MEDIUM	28	28	28	28	28	28
4.323	KRAFT WRAPPING AND PACKAGING	18	18	18	18	18	18
4.3231	SACK KRAFT	13	13	13	13	13	13
4.3232	OTHER KRAFT WRAPPING AND PACKAGING	5	5	5	5	5	5
4.324	FOLDING BOXBOARD	6	6	6	6	6	6
4.3241	PULP BASED FOLDING BOXBOARD	0	0	0	0	0	0
4.32411	BLEACHED CHEMICAL PULP FOLDING BOXBOARD	0	0	0	0	0	0
4.32412	OTHER PULP BASED FOLDING BOXBOARD	0	0	0	0	0	0
4.3242	WASTE PAPER BASED FOLDING BOXBOARD	6	6	6	6	6	6
4.325	OTHER WRAPPING AND PACKAGING N.E.S.	0	0	0	0	0	0
4.3251	OTHER WRAPPING PAPER	0	0	0	0	0	0
4.3252	OTHER PACKAGING PAPERBOARD	0	0	0	0	0	0
4.33	OTHER PAPER AND PAPERBOARD N.E.S. TOTAL	0	0	0	0	0	0
4.331	OTHER PAPER N.E.S.	0	0	0	0	0	0
4.332	OTHER PAPERBOARD N.E.S.	0	0	0	0	0	0

*)

PARAGUAY

	PROCESS	1988 TOTAL CAPACITY	1988 OF WHICH MARKET PULP	1989 TOTAL CAPACITY	1989 OF WHICH MARKET PULP	1990 TOTAL CAPACITY	1990 OF WHICH MARKET PULP	1991 TOTAL CAPACITY	1991 OF WHICH MARKET PULP	1992 TOTAL CAPACITY	1993 TOTAL CAPACITY
		1000 METRIC TONS (AIR DRY) PER YEAR									
1	WOOD PULP FOR PAPER AND PAPERBOARD	0	0	0	0	0	0	0	0	0	0
1.1	MECHANICAL PULP	0	0	0	0	0	0	0	0	0	0
1.11	MECHANICAL NON-CONIFEROUS PULP	0	0	0	0	0	0	0	0	0	0
1.12	MECHANICAL CONIFEROUS PULP	0	0	0	0	0	0	0	0	0	0
1.2	THERMO-MECHANICAL PULP	0	0	0	0	0	0	0	0	0	0
1.21	THERMO-MECHANICAL NON-CONIFEROUS PULP	0	0	0	0	0	0	0	0	0	0
1.22	THERMO-MECHANICAL CONIFEROUS PULP	0	0	0	0	0	0	0	0	0	0
1.3	SEMI-CHEMICAL PULP	0	0	0	0	0	0	0	0	0	0
1.31	SEMI-CHEMICAL NON-CONIFEROUS PULP	0	0	0	0	0	0	0	0	0	0
1.32	SEMI-CHEMICAL CONIFEROUS PULP	0	0	0	0	0	0	0	0	0	0
1.4	CHEMICAL PULP TOTAL	0	0	0	0	0	0	0	0	0	0
1.41	UNBLEACHED SULPHITE PULP	0	0	0	0	0	0	0	0	0	0
1.411	UNBLEACHED NON-CONIFEROUS SULPHITE PULP	0	0	0	0	0	0	0	0	0	0
1.412	UNBLEACHED CONIFEROUS SULPHITE PULP	0	0	0	0	0	0	0	0	0	0
1.42	BLEACHED SULPHITE PULP	0	0	0	0	0	0	0	0	0	0
1.421	BLEACHED NON-CONIFEROUS SULPHITE PULP	0	0	0	0	0	0	0	0	0	0
1.422	BLEACHED CONIFEROUS SULPHITE PULP	0	0	0	0	0	0	0	0	0	0
1.43	UNBLEACHED SULPHATE PULP	0	0	0	0	0	0	0	0	0	0
1.431	UNBLEACHED NON-CONIFEROUS SULPHATE PULP	0	0	0	0	0	0	0	0	0	0
1.432	UNBLEACHED CONIFEROUS SULPHATE PULP	0	0	0	0	0	0	0	0	0	0
1.44	BLEACHED SULPHATE+SODA PULP	0	0	0	0	0	0	0	0	0	0
1.441	BLEACHED NON-CONIFEROUS SULPHATE+SODA PULP	0	0	0	0	0	0	0	0	0	0
1.442	BLEACHED CONIFEROUS SULPHATE+SODA PULP	0	0	0	0	0	0	0	0	0	0
2	PULP OF OTHER FIBRE FOR PAPER AND BOARD	0	0	0	0	0	0	0	0	0	0
2.1	PULP OF STRAW	0	0	0	0	0	0	0	0	0	0
2.2	PULP OF BAGASSE	0	0	0	0	0	0	0	0	0	0
2.3	PULP OF BAMBOO	0	0	0	0	0	0	0	0	0	0
2.4	PULP OF OTHER FIBRE	0	0	0	0	0	0	0	0	0	0
3	DISSOLVING PULP,WOOD+OTHER RAW MATERIALS	0	0	0	0	0	0	0	0	0	0
3.1	NON-CONIFEROUS DISSOLVING PULP	0	0	0	0	0	0	0	0	0	0
3.2	CONIFEROUS DISSOLVING PULP	0	0	0	0	0	0	0	0	0	0

		1988	1989	1990	1991	1992	1993
		TOTAL CAPACITY IN 1000 METRIC TONS PER YEAR					
4	PAPER AND PAPERBOARD	15	15	15	15	15	15
4.1	NEWSPRINT	0	0	0	0	0	0
4.2	OTHER PRINTING AND WRITING PAPER	0	0	0	0	0	0
4.21	COATED PRINTING AND WRITING PAPER	0	0	0	0	0	0
4.211	COATED WOOD CONTAINING PRINT&WRITING PAPER	0	0	0	0	0	0
4.212	COATED WOODFREE PRINTING & WRITING PAPER	0	0	0	0	0	0
4.22	UNCOATED PRINTING AND WRITING PAPER	0	0	0	0	0	0
4.221	UNCOATED WOOD CONTAINING PRINT&WRIT PAPER	0	0	0	0	0	0
4.222	UNCOATED WOODFREE PRINTING & WRIT PAPER	0	0	0	0	0	0
4.3	OTHER PAPER AND PAPERBOARD	15	15	15	15	15	15
4.31	HOUSEHOLD AND SANITARY PAPER	4	4	4	4	4	4
4.32	WRAPPING AND PACKAGING PAPER AND BOARD	11	11	11	11	11	11
4.321	LINERBOARD	3	3	3	3	3	3
4.3211	KRAFT LINER	0	0	0	0	0	0
4.32111	UNBLEACHED KRAFT LINER	0	0	0	0	0	0
4.32112	BLEACHED KRAFT LINER	0	0	0	0	0	0
4.3212	OTHER LINERBOARD	3	3	3	3	3	3
4.322	FLUTING MEDIUM	4	4	4	4	4	4
4.3221	SEMI-CHEMICAL FLUTING MEDIUM	1	1	1	1	1	1
4.3222	OTHER FLUTING MEDIUM	3	3	3	3	3	3
4.323	KRAFT WRAPPING AND PACKAGING	0	0	0	0	0	0
4.3231	SACK KRAFT	0	0	0	0	0	0
4.3232	OTHER KRAFT WRAPPING AND PACKAGING	0	0	0	0	0	0
4.324	FOLDING BOXBOARD	3	3	3	3	3	3
4.3241	PULP BASED FOLDING BOXBOARD	0	0	0	0	0	0
4.32411	BLEACHED CHEMICAL PULP FOLDING BOXBOARD	0	0	0	0	0	0
4.32412	OTHER PULP BASED FOLDING BOXBOARD	0	0	0	0	0	0
4.3242	WASTE PAPER BASED FOLDING BOXBOARD	3	3	3	3	3	3
4.325	OTHER WRAPPING AND PACKAGING N.E.S.	1	1	1	1	1	1
4.3251	OTHER WRAPPING PAPER	0	0	0	0	0	0
4.3252	OTHER PACKAGING PAPERBOARD	1	1	1	1	1	1
4.33	OTHER PAPER AND PAPERBOARD N.E.S. TOTAL	0	0	0	0	0	0
4.331	OTHER PAPER N.E.S.	0	0	0	0	0	0
4.332	OTHER PAPEEBOARD N.E.S.	0	0	0	0	0	0

PERU

	PROCESS	1988 TOTAL OF CAPA-CITY	1988 WHICH MARKET PULP	1989 TOTAL OF CAPA-CITY	1989 WHICH MARKET PULP	1990 TOTAL OF CAPA-CITY	1990 WHICH MARKET PULP	1991 TOTAL OF CAPA-CITY	1991 WHICH MARKET PULP	1992 TOTAL CAPA-CITY	1993 TOTAL CAPA-CITY
		1000 METRIC TONS (AIR DRY) PER YEAR									
1	WOOD PULP FOR PAPER AND PAPERBOARD	15	0	15	0	15	0	15	0	15	15
1.1	MECHANICAL PULP	0	0	0	0	0	0	0	0	0	0
1.11	MECHANICAL NON-CONIFEROUS PULP	0	0	0	0	0	0	0	0	0	0
1.12	MECHANICAL CONIFEROUS PULP	0	0	0	0	0	0	0	0	0	0
1.2	THERMO-MECHANICAL PULP	0	0	0	0	0	0	0	0	0	0
1.21	THERMO-MECHANICAL NON-CONIFEROUS PULP	0	0	0	0	0	0	0	0	0	0
1.22	THERMO-MECHANICAL CONIFEROUS PULP	0	0	0	0	0	0	0	0	0	0
1.3	SEMI-CHEMICAL PULP	0	0	0	0	0	0	0	0	0	0
1.31	SEMI-CHEMICAL NON-CONIFEROUS PULP	0	0	0	0	0	0	0	0	0	0
1.32	SEMI-CHEMICAL CONIFEROUS PULP	0	0	0	0	0	0	0	0	0	0
1.4	CHEMICAL PULP TOTAL	15	0	15	0	15	0	15	0	15	15
1.41	UNBLEACHED SULPHITE PULP	0	0	0	0	0	0	0	0	0	0
1.411	UNBLEACHED NON-CONIFEROUS SULPHITE PULP	0	0	0	0	0	0	0	0	0	0
1.412	UNBLEACHED CONIFEROUS SULPHITE PULP	0	0	0	0	0	0	0	0	0	0
1.42	BLEACHED SULPHITE PULP	0	0	0	0	0	0	0	0	0	0
1.421	BLEACHED NON-CONIFEROUS SULPHITE PULP	0	0	0	0	0	0	0	0	0	0
1.422	BLEACHED CONIFEROUS SULPHITE PULP	0	0	0	0	0	0	0	0	0	0
1.43	UNBLEACHED SULPHATE PULP	0	0	0	0	0	0	0	0	0	0
1.431	UNBLEACHED NON-CONIFEROUS SULPHATE PULP	0	0	0	0	0	0	0	0	0	0
1.432	UNBLEACHED CONIFEROUS SULPHATE PULP	0	0	0	0	0	0	0	0	0	0
1.44	BLEACHED SULPHATE+SODA PULP	15	0	15	0	15	0	15	0	15	15
1.441	BLEACHED NON-CONIFEROUS SULPHATE+SODA PULP	0	0	0	0	0	0	0	0	0	0
1.442	BLEACHED CONIFEROUS SULPHATE+SODA PULP	15	0	15	0	15	0	15	0	15	15
2	PULP OF OTHER FIBRE FOR PAPER AND BOARD	296	0	296	0	296	0	296	0	296	296
2.1	PULP OF STRAW	0	0	0	0	0	0	0	0	0	0
2.2	PULP OF BAGASSE	296	0	296	0	296	0	296	0	296	296
2.3	PULP OF BAMBOO	0	0	0	0	0	0	0	0	0	0
2.4	PULP OF OTHER FIBRE	0	0	0	0	0	0	0	0	0	0
3	DISSOLVING PULP,WOOD+OTHER RAW MATERIALS	0	0	0	0	0	0	0	0	0	0
3.1	NON-CONIFEROUS DISSOLVING PULP	0	0	0	0	0	0	0	0	0	0
3.2	CONIFEROUS DISSOLVING PULP	0	0	0	0	0	0	0	0	0	0

		1988	1989	1990	1991	1992	1993
		TOTAL CAPACITY IN 1000 METRIC TONS PER YEAR					
4	PAPER AND PAPERBOARD	361	392	397	397	397	397
4.1	NEWSPRINT	110	110	110	110	110	110
4.2	OTHER PRINTING AND WRITING PAPER	66	93	93	93	93	93
4.21	COATED PRINTING AND WRITING PAPER	5	5	5	5	5	5
4.211	COATED WOOD CONTAINING PRINT&WRITING PAPER	-	-	-	-	-	-
4.212	COATED WOODFREE PRINTING & WRITING PAPER	-	-	-	-	-	-
4.22	UNCOATED PRINTING AND WRITING PAPER	61	88	88	88	88	88
4.221	UNCOATED WOOD CONTAINING PRINT&WRIT PAPER	-	-	-	-	-	-
4.222	UNCOATED WOODFREE PRINTING & WRIT PAPER	-	-	-	-	-	-
4.3	OTHER PAPER AND PAPERBOARD	185	189	194	194	194	194
4.31	HOUSEHOLD AND SANITARY PAPER	32	36	41	41	41	41
4.32	WRAPPING AND PACKAGING PAPER AND BOARD	149	149	149	149	149	149
4.321	LINERBOARD	32	32	32	32	32	32
4.3211	KRAFT LINER	32	32	32	32	32	32
4.32111	UNBLEACHED KRAFT LINER	32	32	32	32	32	32
4.32112	BLEACHED KRAFT LINER	0	0	0	0	0	0
4.3212	OTHER LINERBOARD	0	0	0	0	0	0
4.322	FLUTING MEDIUM	47	47	47	47	47	47
4.3221	SEMI-CHEMICAL FLUTING MEDIUM	47	47	47	47	47	47
4.3222	OTHER FLUTING MEDIUM	0	0	0	0	0	0
4.323	KRAFT WRAPPING AND PACKAGING	53	53	53	53	53	53
4.3231	SACK KRAFT	32	32	32	32	32	32
4.3232	OTHER KRAFT WRAPPING AND PACKAGING	21	21	21	21	21	21
4.324	FOLDING BOXBOARD	17	17	17	17	17	17
4.3241	PULP BASED FOLDING BOXBOARD	17	17	17	17	17	17
4.32411	BLEACHED CHEMICAL PULP FOLDING BOXBOARD	17	17	17	17	17	17
4.32412	OTHER PULP BASED FOLDING BOXBOARD	0	0	0	0	0	0
4.3242	WASTE PAPER BASED FOLDING BOXBOARD	0	0	0	0	0	0
4.325	OTHER WRAPPING AND PACKAGING N.E.S.	0	0	0	0	0	0
4.3251	OTHER WRAPPING PAPER	0	0	0	0	0	0
4.3252	OTHER PACKAGING PAPERBOARD	0	0	0	0	0	0
4.33	OTHER PAPER AND PAPERBOARD N.E.S. TOTAL	4	4	4	4	4	4
4.331	OTHER PAPER N.E.S.	0	0	0	0	0	0
4.332	OTHER PAPERBOARD N.E.S.	4	4	4	4	4	4

*)

URUGUAY

	PROCESS	1988 TOTAL CAPA-CITY	1988 OF WHICH MARKET PULP	1989 TOTAL CAPA-CITY	1989 OF WHICH MARKET PULP	1990 TOTAL CAPA-CITY	1990 OF WHICH MARKET PULP	1991 TOTAL CAPA-CITY	1991 OF WHICH MARKET PULP	1992 TOTAL CAPA-CITY	1993 TOTAL CAPA-CITY
		1000 METRIC TONS (AIR DRY) PER YEAR									
1	WOOD PULP FOR PAPER AND PAPERBOARD	32	0	32	0	32	0	34	0	34	34
1.1	MECHANICAL PULP	2	0	2	0	2	0	2	0	2	2
1.11	MECHANICAL NON-CONIFEROUS PULP	1	0	1	0	1	0	1	0	1	1
1.12	MECHANICAL CONIFEROUS PULP	1	0	1	0	1	0	1	0	1	1
1.2	THERMO-MECHANICAL PULP	0	0	0	0	0	0	0	0	0	0
1.21	THERMO-MECHANICAL NON-CONIFEROUS PULP	0	0	0	0	0	0	0	0	0	0
1.22	THERMO-MECHANICAL CONIFEROUS PULP	0	0	0	0	0	0	0	0	0	0
1.3	SEMI-CHEMICAL PULP	3	0	3	0	3	0	3	0	3	3
1.31	SEMI-CHEMICAL NON-CONIFEROUS PULP	3	0	3	0	3	0	3	0	3	3
1.32	SEMI-CHEMICAL CONIFEROUS PULP	0	0	0	0	0	0	0	0	0	0
1.4	CHEMICAL PULP TOTAL	27	0	27	0	27	0	29	0	29	29
1.41	UNBLEACHED SULPHITE PULP	0	0	0	0	0	0	0	0	0	0
1.411	UNBLEACHED NON-CONIFEROUS SULPHITE PULP	0	0	0	0	0	0	0	0	0	0
1.412	UNBLEACHED CONIFEROUS SULPHITE PULP	0	0	0	0	0	0	0	0	0	0
1.42	BLEACHED SULPHITE PULP	0	0	0	0	0	0	0	0	0	0
1.421	BLEACHED NON-CONIFEROUS SULPHITE PULP	0	0	0	0	0	0	0	0	0	0
1.422	BLEACHED CONIFEROUS SULPHITE PULP	0	0	0	0	0	0	0	0	0	0
1.43	UNBLEACHED SULPHATE PULP	0	0	0	0	0	0	0	0	0	0
1.431	UNBLEACHED NON-CONIFEROUS SULPHATE PULP	0	0	0	0	0	0	0	0	0	0
1.432	UNBLEACHED CONIFEROUS SULPHATE PULP	0	0	0	0	0	0	0	0	0	0
1.44	BLEACHED SULPHATE+SODA PULP	27	0	27	0	27	0	29	0	29	29
1.441	BLEACHED NON-CONIFEROUS SULPHATE+SODA PULP	20	0	20	0	20	0	22	0	22	22
1.442	BLEACHED CONIFEROUS SULPHATE+SODA PULP	7	0	7	0	7	0	7	0	7	7
2	PULP OF OTHER FIBRE FOR PAPER AND BOARD	0	0	0	0	0	0	0	0	0	0
2.1	PULP OF STRAW	0	0	0	0	0	0	0	0	0	0
2.2	PULP OF BAGASSE	0	0	0	0	0	0	0	0	0	0
2.3	PULP OF BAMBOO	0	0	0	0	0	0	0	0	0	0
2.4	PULP OF OTHER FIBRE	0	0	0	0	0	0	0	0	0	0
3	DISSOLVING PULP,WOOD+OTHER RAW MATERIALS	0	0	0	0	0	0	0	0	0	0
3.1	NON-CONIFEROUS DISSOLVING PULP	0	0	0	0	0	0	0	0	0	0
3.2	CONIFEROUS DISSOLVING PULP	0	0	0	0	0	0	0	0	0	0

		1988	1989	1990	1991	1992	1993
		TOTAL CAPACITY IN 1000 METRIC TONS PER YEAR					
4	PAPER AND PAPERBOARD	27	27	27	27	30	30
4.1	NEWSPRINT	0	0	0	0	0	0
4.2	OTHER PRINTING AND WRITING PAPER	0	0	0	0	0	0
4.21	COATED PRINTING AND WRITING PAPER	0	0	0	0	0	0
4.211	COATED WOOD CONTAINING PRINT&WRITING PAPER	0	0	0	0	0	0
4.212	COATED WOODFREE PRINTING & WRITING PAPER	0	0	0	0	0	0
4.22	UNCOATED PRINTING AND WRITING PAPER	0	0	0	0	0	0
4.221	UNCOATED WOOD CONTAINING PRINT&WRIT PAPER	0	0	0	0	0	0
4.222	UNCOATED WOODFREE PRINTING & WRIT PAPER	0	0	0	0	0	0
4.3	OTHER PAPER AND PAPERBOARD	27	27	27	27	30	30
4.31	HOUSEHOLD AND SANITARY PAPER	0	0	0	0	0	0
4.32	WRAPPING AND PACKAGING PAPER AND BOARD	23	23	23	23	25	25
4.321	LINERBOARD	12	12	12	12	12	12
4.3211	KRAFT LINER	0	0	0	0	0	0
4.32111	UNBLEACHED KRAFT LINER	0	0	0	0	0	0
4.32112	BLEACHED KRAFT LINER	0	0	0	0	0	0
4.3212	OTHER LINERBOARD	12	12	12	12	12	12
4.322	FLUTING MEDIUM	0	0	0	0	0	0
4.3221	SEMI-CHEMICAL FLUTING MEDIUM	0	0	0	0	0	0
4.3222	OTHER FLUTING MEDIUM	0	0	0	0	0	0
4.323	KRAFT WRAPPING AND PACKAGING	11	11	11	11	13	13
4.3231	SACK KRAFT	4	4	4	4	4	4
4.3232	OTHER KRAFT WRAPPING AND PACKAGING	7	7	7	7	9	9
4.324	FOLDING BOXBOARD	0	0	0	0	0	0
4.3241	PULP BASED FOLDING BOXBOARD	0	0	0	0	0	0
4.32411	BLEACHED CHEMICAL PULP FOLDING BOXBOARD	0	0	0	0	0	0
4.32412	OTHER PULP BASED FOLDING BOXBOARD	0	0	0	0	0	0
4.3242	WASTE PAPER BASED FOLDING BOXBOARD	0	0	0	0	0	0
4.325	OTHER WRAPPING AND PACKAGING N.E.S.	0	0	0	0	0	0
4.3251	OTHER WRAPPING PAPER	0	0	0	0	0	0
4.3252	OTHER PACKAGING PAPERBOARD	0	0	0	0	0	0
4.33	OTHER PAPER AND PAPERBOARD N.E.S. TOTAL	4	4	4	4	5	5
4.331	OTHER PAPER N.E.S.	.	.	.	.	.	.
4.332	OTHER PAPERBOARD N.E.S.	.	.	.	.	.	.

VENEZUELA

	PROCESS	1988 TOTAL CAPA-CITY	1988 OF WHICH MARKET PULP	1989 TOTAL CAPA-CITY	1989 OF WHICH MARKET PULP	1990 TOTAL CAPA-CITY	1990 OF WHICH MARKET PULP	1991 TOTAL CAPA-CITY	1991 OF WHICH MARKET PULP	1992 TOTAL CAPA-CITY	1993 TOTAL CAPA-CITY
		1000 METRIC TONS (AIR DRY) PER YEAR									
1	WOOD PULP FOR PAPER AND PAPERBOARD	184	0	184	0	184	0	184	0	284	384
1.1	MECHANICAL PULP	34	0	34	0	34	0	34	0	134	234
1.11	MECHANICAL NON-CONIFEROUS PULP	.	.	.	0	.	0	.	0	.	.
1.12	MECHANICAL CONIFEROUS PULP	.	.	.	0	.	0	.	0	.	.
1.2	THERMO-MECHANICAL PULP	.	.	.	0	.	0	.	0	.	.
1.21	THERMO-MECHANICAL NON-CONIFEROUS PULP	.	.	.	0	.	0	.	0	.	.
1.22	THERMO-MECHANICAL CONIFEROUS PULP	.	.	.	0	.	0	.	0	.	.
1.3	SEMI-CHEMICAL PULP	.	.	.	0	.	0	.	0	.	.
1.31	SEMI-CHEMICAL NON-CONIFEROUS PULP	.	.	.	0	.	0	.	0	.	.
1.32	SEMI-CHEMICAL CONIFEROUS PULP	.	.	.	0	.	0	.	0	.	.
1.4	CHEMICAL PULP TOTAL	.	.	.	0	.	0	.	0	.	.
1.41	UNBLEACHED SULPHITE PULP	.	.	.	0	.	0	.	0	.	.
1.411	UNBLEACHED NON-CONIFEROUS SULPHITE PULP	.	.	.	0	.	0	.	0	.	.
1.412	UNBLEACHED CONIFEROUS SULPHITE PULP	.	.	.	0	.	0	.	0	.	.
1.42	BLEACHED SULPHITE PULP	.	.	.	0	.	0	.	0	.	.
1.421	BLEACHED NON-CONIFEROUS SULPHITE PULP	.	.	.	0	.	0	.	0	.	.
1.422	BLEACHED CONIFEROUS SULPHITE PULP	.	.	.	0	.	0	.	0	.	.
1.43	UNBLEACHED SULPHATE PULP	.	.	.	0	.	0	.	0	.	.
1.431	UNBLEACHED NON-CONIFEROUS SULPHATE PULP	.	.	.	0	.	0	.	0	.	.
1.432	UNBLEACHED CONIFEROUS SULPHATE PULP	.	.	.	0	.	0	.	0	.	.
1.44	BLEACHED SULPHATE+SODA PULP	.	.	.	0	.	0	.	0	.	.
1.441	BLEACHED NON-CONIFEROUS SULPHATE+SODA PULP	.	.	.	0	.	0	.	0	.	.
1.442	BLEACHED CONIFEROUS SULPHATE+SODA PULP	.	.	.	0	.	0	.	0	.	.
2	PULP OF OTHER FIBRE FOR PAPER AND BOARD	150	0	150	0	150	0	150	0	150	150
2.1	PULP OF STRAW	0	0	0	0	0	0	0	0	0	0
2.2	PULP OF BAGASSE	150	0	150	0	150	0	150	0	150	150
2.3	PULP OF BAMBOO	0	0	0	0	0	0	0	0	0	0
2.4	PULP OF OTHER FIBRE	0	0	0	0	0	0	0	0	0	0
3	DISSOLVING PULP, WOOD+OTHER RAW MATERIALS	0	0	0	0	0	0	0	0	0	0
3.1	NON-CONIFEROUS DISSOLVING PULP	0	0	0	0	0	0	0	0	0	0
3.2	CONIFEROUS DISSOLVING PULP	0	0	0	0	0	0	0	0	0	0

		1988	1989	1990	1991	1992	1993
		TOTAL CAPACITY IN 1000 METRIC TONS PER YEAR					
4	PAPER AND PAPERBOARD	785	785	785	785	985	985
4.1	NEWSPRINT	0	0	0	0	200	200
4.2	OTHER PRINTING AND WRITING PAPER	110	110	110	110	110	110
4.21	COATED PRINTING AND WRITING PAPER	.	.	.	.	.	.
4.211	COATED WOOD CONTAINING PRINT&WRITING PAPER	.	.	.	.	.	.
4.212	COATED WOODFREE PRINTING & WRITING PAPER	.	.	.	.	.	.
4.22	UNCOATED PRINTING AND WRITING PAPER	.	.	.	.	.	.
4.221	UNCOATED WOOD CONTAINING PRINT&WRIT PAPER	.	.	.	.	.	.
4.222	UNCOATED WOODFREE PRINTING & WRIT PAPER	.	.	.	.	.	.
4.3	OTHER PAPER AND PAPERBOARD	675	675	675	675	675	675
4.31	HOUSEHOLD AND SANITARY PAPER	178	178	178	178	178	178
4.32	WRAPPING AND PACKAGING PAPER AND BOARD	484	484	484	484	484	484
4.321	LINERBOARD	131	131	131	131	131	131
4.3211	KRAFT LINER	.	.	.	.	.	.
4.32111	UNBLEACHED KRAFT LINER	.	.	.	.	.	.
4.32112	BLEACHED KRAFT LINER	.	.	.	.	.	.
4.3212	OTHER LINERBOARD	.	.	.	.	.	.
4.322	FLUTING MEDIUM	66	66	66	66	66	66
4.3221	SEMI-CHEMICAL FLUTING MEDIUM	.	.	.	.	.	.
4.3222	OTHER FLUTING MEDIUM	.	.	.	.	.	.
4.323	KRAFT WRAPPING AND PACKAGING	137	137	137	137	137	137
4.3231	SACK KRAFT	.	.	.	.	.	.
4.3232	OTHER KRAFT WRAPPING AND PACKAGING	.	.	.	.	.	.
4.324	FOLDING BOXBOARD	150	150	150	150	150	150
4.3241	PULP BASED FOLDING BOXBOARD	.	.	.	.	.	.
4.32411	BLEACHED CHEMICAL PULP FOLDING BOXBOARD	.	.	.	.	.	.
4.32412	OTHER PULP BASED FOLDING BOXBOARD	.	.	.	.	.	.
4.3242	WASTE PAPER BASED FOLDING BOXBOARD	.	.	.	.	.	.
4.325	OTHER WRAPPING AND PACKAGING N.E.S.	0	0	0	0	0	0
4.3251	OTHER WRAPPING PAPER	0	0	0	0	0	0
4.3252	OTHER PACKAGING PAPERBOARD	0	0	0	0	0	0
4.33	OTHER PAPER AND PAPERBOARD N.E.S. TOTAL	13	13	13	13	13	13
4.331	OTHER PAPER N.E.S.	.	.	.	.	.	.
4.332	OTHER PAPERBOARD N.E.S.	.	.	.	.	.	.

BANGLADESH

	PROCESS	1988 TOTAL CAPACITY	1988 OF WHICH MARKET PULP	1989 TOTAL CAPACITY	1989 OF WHICH MARKET PULP	1990 TOTAL CAPACITY	1990 OF WHICH MARKET PULP	1991 TOTAL CAPACITY	1991 OF WHICH MARKET PULP	1992 TOTAL CAPACITY	1993 TOTAL CAPACITY
		1000 METRIC TONS (AIR DRY) PER YEAR									
1	WOOD PULP FOR PAPER AND PAPERBOARD	53	0	53	0	53	0	53	0	53	53
1.1	MECHANICAL PULP	0	0	0	0	0	0	0	0	0	0
1.11	MECHANICAL NON-CONIFEROUS PULP	0	0	0	0	0	0	0	0	0	0
1.12	MECHANICAL CONIFEROUS PULP	0	0	0	0	0	0	0	0	0	0
1.2	THERMO-MECHANICAL PULP	0	0	0	0	0	0	0	0	0	0
1.21	THERMO-MECHANICAL NON-CONIFEROUS PULP	0	0	0	0	0	0	0	0	0	0
1.22	THERMO-MECHANICAL CONIFEROUS PULP	0	0	0	0	0	0	0	0	0	0
1.3	SEMI-CHEMICAL PULP	41	0	41	0	41	0	41	0	41	41
1.31	SEMI-CHEMICAL NON-CONIFEROUS PULP	.	.	.	.	.	.	.	.	.	.
1.32	SEMI-CHEMICAL CONIFEROUS PULP	.	.	.	.	.	.	.	.	.	.
1.4	CHEMICAL PULP TOTAL	12	0	12	0	12	0	12	0	12	12
1.41	UNBLEACHED SULPHITE PULP	0	0	0	0	0	0	0	0	0	0
1.411	UNBLEACHED NON-CONIFEROUS SULPHITE PULP	0	0	0	0	0	0	0	0	0	0
1.412	UNBLEACHED CONIFEROUS SULPHITE PULP	0	0	0	0	0	0	0	0	0	0
1.42	BLEACHED SULPHITE PULP	9	0	9	0	9	0	9	0	9	9
1.421	BLEACHED NON-CONIFEROUS SULPHITE PULP	.	.	.	.	.	.	.	.	.	.
1.422	BLEACHED CONIFEROUS SULPHITE PULP	.	.	.	.	.	.	.	.	.	.
1.43	UNBLEACHED SULPHATE PULP	3	0	3	0	3	0	3	0	3	3
1.431	UNBLEACHED NON-CONIFEROUS SULPHATE PULP	.	.	.	.	.	.	.	.	.	.
1.432	UNBLEACHED CONIFEROUS SULPHATE PULP	.	.	.	.	.	.	.	.	.	.
1.44	BLEACHED SULPHATE+SODA PULP	0	0	0	0	0	0	0	0	0	0
1.441	BLEACHED NON-CONIFEROUS SULPHATE+SODA PULP	0	0	0	0	0	0	0	0	0	0
1.442	BLEACHED CONIFEROUS SULPHATE+SODA PULP	0	0	0	0	0	0	0	0	0	0
2	PULP OF OTHER FIBRE FOR PAPER AND BOARD	63	0	63	0	63	0	63	0	63	63
2.1	PULP OF STRAW	0	0	0	0	0	0	0	0	0	0
2.2	PULP OF BAGASSE	15	0	15	0	15	0	15	0	15	15
2.3	PULP OF BAMBOO	42	0	42	0	42	0	42	0	42	42
2.4	PULP OF OTHER FIBRE	6	0	6	0	6	0	6	0	6	6
3	DISSOLVING PULP, WOOD+OTHER RAW MATERIALS	5	0	5	0	5	0	5	0	5	5
3.1	NON-CONIFEROUS DISSOLVING PULP	5	0	5	0	5	0	5	0	5	5
3.2	CONIFEROUS DISSOLVING PULP	0	0	0	0	0	0	0	0	0	0

		1988	1989	1990	1991	1992	1993
		TOTAL CAPACITY IN 1000 METRIC TONS PER YEAR					
4	PAPER AND PAPERBOARD	108	108	108	108	108	108
4.1	NEWSPRINT	38	38	38	38	38	38
4.2	OTHER PRINTING AND WRITING PAPER	62	62	62	62	62	62
4.21	COATED PRINTING AND WRITING PAPER	10	10	10	10	10	10
4.211	COATED WOOD CONTAINING PRINT&WRITING PAPER	0	0	0	0	0	0
4.212	COATED WOODFREE PRINTING & WRITING PAPER	10	10	10	10	10	10
4.22	UNCOATED PRINTING AND WRITING PAPER	52	52	52	52	52	52
4.221	UNCOATED WOOD CONTAINING PRINT&WRIT PAPER	10	10	10	10	10	10
4.222	UNCOATED WOODFREE PRINTING & WRIT PAPER	42	42	42	42	42	42
4.3	OTHER PAPER AND PAPERBOARD	8	8	8	8	8	8
4.31	HOUSEHOLD AND SANITARY PAPER	0	0	0	0	0	0
4.32	WRAPPING AND PACKAGING PAPER AND BOARD	5	5	5	5	5	5
4.321	LINERBOARD	2	2	2	2	2	2
4.3211	KRAFT LINER	2	2	2	2	2	2
4.32111	UNBLEACHED KRAFT LINER	2	2	2	2	2	2
4.32112	BLEACHED KRAFT LINER	0	0	0	0	0	0
4.3212	OTHER LINERBOARD	0	0	0	0	0	0
4.322	FLUTING MEDIUM	0	0	0	0	0	0
4.3221	SEMI-CHEMICAL FLUTING MEDIUM	0	0	0	0	0	0
4.3222	OTHER FLUTING MEDIUM	0	0	0	0	0	0
4.323	KRAFT WRAPPING AND PACKAGING	3	3	3	3	3	3
4.3231	SACK KRAFT	.	.	.	.	.	.
4.3232	OTHER KRAFT WRAPPING AND PACKAGING	.	.	.	.	.	.
4.324	FOLDING BOXBOARD	0	0	0	0	0	0
4.3241	PULP BASED FOLDING BOXBOARD	0	0	0	0	0	0
4.32411	BLEACHED CHEMICAL PULP FOLDING BOXBOARD	0	0	0	0	0	0
4.32412	OTHER PULP BASED FOLDING BOXBOARD	0	0	0	0	0	0
4.3242	WASTE PAPER BASED FOLDING BOXBOARD	0	0	0	0	0	0
4.325	OTHER WRAPPING AND PACKAGING N.E.S.	0	0	0	0	0	0
4.3251	OTHER WRAPPING PAPER	0	0	0	0	0	0
4.3252	OTHER PACKAGING PAPERBOARD	0	0	0	0	0	0
4.33	OTHER PAPER AND PAPERBOARD N.E.S. TOTAL	3	3	3	3	3	3
4.331	OTHER PAPER N.E.S.	3	3	3	3	3	3
4.332	OTHER PAPERBOARD N.E.S.	0	0	0	0	0	0

*)

BURMA

	PROCESS	1988 TOTAL CAPA-CITY	1988 OF WHICH MARKET PULP	1989 TOTAL CAPA-CITY	1989 OF WHICH MARKET PULP	1990 TOTAL CAPA-CITY	1990 OF WHICH MARKET PULP	1991 TOTAL CAPA-CITY	1991 OF WHICH MARKET PULP	1992 TOTAL CAPA-CITY	1993 TOTAL CAPA-CITY
		1000 METRIC TONS (AIR DRY) PER YEAR									
1	WOOD PULP FOR PAPER AND PAPERBOARD	0	0	0	0	0	0	0	0	0	0
1.1	MECHANICAL PULP	0	0	0	0	0	0	0	0	0	0
1.11	MECHANICAL NON-CONIFEROUS PULP	0	0	0	0	0	0	0	0	0	0
1.12	MECHANICAL CONIFEROUS PULP	0	0	0	0	0	0	0	0	0	0
1.2	THERMO-MECHANICAL PULP	0	0	0	0	0	0	0	0	0	0
1.21	THERMO-MECHANICAL NON-CONIFEROUS PULP	0	0	0	0	0	0	0	0	0	0
1.22	THERMO-MECHANICAL CONIFEROUS PULP	0	0	0	0	0	0	0	0	0	0
1.3	SEMI-CHEMICAL PULP	0	0	0	0	0	0	0	0	0	0
1.31	SEMI-CHEMICAL NON-CONIFEROUS PULP	0	0	0	0	0	0	0	0	0	0
1.32	SEMI-CHEMICAL CONIFEROUS PULP	0	0	0	0	0	0	0	0	0	0
1.4	CHEMICAL PULP TOTAL	0	0	0	0	0	0	0	0	0	0
1.41	UNBLEACHED SULPHITE PULP	0	0	0	0	0	0	0	0	0	0
1.411	UNBLEACHED NON-CONIFEROUS SULPHITE PULP	0	0	0	0	0	0	0	0	0	0
1.412	UNBLEACHED CONIFEROUS SULPHITE PULP	0	0	0	0	0	0	0	0	0	0
1.42	BLEACHED SULPHITE PULP	0	0	0	0	0	0	0	0	0	0
1.421	BLEACHED NON-CONIFEROUS SULPHITE PULP	0	0	0	0	0	0	0	0	0	0
1.422	BLEACHED CONIFEROUS SULPHITE PULP	0	0	0	0	0	0	0	0	0	0
1.43	UNBLEACHED SULPHATE PULP	0	0	0	0	0	0	0	0	0	0
1.431	UNBLEACHED NON-CONIFEROUS SULPHATE PULP	0	0	0	0	0	0	0	0	0	0
1.432	UNBLEACHED CONIFEROUS SULPHATE PULP	0	0	0	0	0	0	0	0	0	0
1.44	BLEACHED SULPHATE+SODA PULP	0	0	0	0	0	0	0	0	0	0
1.441	BLEACHED NON-CONIFEROUS SULPHATE+SODA PULP	0	0	0	0	0	0	0	0	0	0
1.442	BLEACHED CONIFEROUS SULPHATE+SODA PULP	0	0	0	0	0	0	0	0	0	0
2	PULP OF OTHER FIBRE FOR PAPER AND BOARD	20	0	20	0	20	0	20	0	20	20
2.1	PULP OF STRAW	0	0	0	0	0	0	0	0	0	0
2.2	PULP OF BAGASSE	0	0	0	0	0	0	0	0	0	0
2.3	PULP OF BAMBOO	20	0	20	0	20	0	20	0	20	20
2.4	PULP OF OTHER FIBRE	0	0	0	0	0	0	0	0	0	0
3	DISSOLVING PULP,WOOD+OTHER RAW MATERIALS	0	0	0	0	0	0	0	0	0	0
3.1	NON-CONIFEROUS DISSOLVING PULP	0	0	0	0	0	0	0	0	0	0
3.2	CONIFEROUS DISSOLVING PULP	0	0	0	0	0	0	0	0	0	0

		1988	1989	1990	1991	1992	1993
		TOTAL CAPACITY IN 1000 METRIC TONS PER YEAR					
4	PAPER AND PAPERBOARD	26	26	26	26	28	28
4.1	NEWSPRINT	0	0	0	0	0	0
4.2	OTHER PRINTING AND WRITING PAPER	17	17	17	17	17	17
4.21	COATED PRINTING AND WRITING PAPER	0	0	0	0	0	0
4.211	COATED WOOD CONTAINING PRINT&WRITING PAPER	0	0	0	0	0	0
4.212	COATED WOODFREE PRINTING & WRITING PAPER	0	0	0	0	0	0
4.22	UNCOATED PRINTING AND WRITING PAPER	17	17	17	17	17	17
4.221	UNCOATED WOOD CONTAINING PRINT&WRIT PAPER	0	0	0	0	0	0
4.222	UNCOATED WOODFREE PRINTING & WRIT PAPER	17	17	17	17	17	17
4.3	OTHER PAPER AND PAPERBOARD	9	9	9	9	11	11
4.31	HOUSEHOLD AND SANITARY PAPER	0	0	0	0	0	0
4.32	WRAPPING AND PACKAGING PAPER AND BOARD	9	9	9	9	11	11
4.321	LINERBOARD	0	0	0	0	2	2
4.3211	KRAFT LINER	0	0	0	0	0	0
4.32111	UNBLEACHED KRAFT LINER	0	0	0	0	0	0
4.32112	BLEACHED KRAFT LINER	0	0	0	0	0	0
4.3212	OTHER LINERBOARD	0	0	0	0	2	2
4.322	FLUTING MEDIUM	0	0	0	0	0	0
4.3221	SEMI-CHEMICAL FLUTING MEDIUM	0	0	0	0	0	0
4.3222	OTHER FLUTING MEDIUM	0	0	0	0	0	0
4.323	KRAFT WRAPPING AND PACKAGING	8	8	8	8	8	8
4.3231	SACK KRAFT	8	8	8	8	8	8
4.3232	OTHER KRAFT WRAPPING AND PACKAGING	0	0	0	0	0	0
4.324	FOLDING BOXBOARD	1	1	1	1	1	1
4.3241	PULP BASED FOLDING BOXBOARD	0	0	0	0	0	0
4.32411	BLEACHED CHEMICAL PULP FOLDING BOXBOARD	0	0	0	0	0	0
4.32412	OTHER PULP BASED FOLDING BOXBOARD	0	0	0	0	0	0
4.3242	WASTE PAPER BASED FOLDING BOXBOARD	1	1	1	1	1	1
4.325	OTHER WRAPPING AND PACKAGING N.E.S.	0	0	0	0	0	0
4.3251	OTHER WRAPPING PAPER	0	0	0	0	0	0
4.3252	OTHER PACKAGING PAPERBOARD	0	0	0	0	0	0
4.33	OTHER PAPER AND PAPERBOARD N.E.S. TOTAL	0	0	0	0	0	0
4.331	OTHER PAPER N.E.S.	0	0	0	0	0	0
4.332	OTHER PAPERBOARD N.E.S.	0	0	0	0	0	0

CHINA

	PROCESS	1988 TOTAL CAPACITY	1988 OF WHICH MARKET PULP	1989 TOTAL CAPACITY	1989 OF WHICH MARKET PULP	1990 TOTAL CAPACITY	1990 OF WHICH MARKET PULP	1991 TOTAL CAPACITY	1991 OF WHICH MARKET PULP	1992 TOTAL CAPACITY	1993 TOTAL CAPACITY
		1000 METRIC TONS (AIR DRY) PER YEAR									
1	WOOD PULP FOR PAPER AND PAPERBOARD	1785	0	1785	0	1785	0	1785	0	1785	1785
1.1	MECHANICAL PULP	500	0	500	0	500	0	500	0	500	500
1.11	MECHANICAL NON-CONIFEROUS PULP	250	0	250	0	250	0	250	0	250	250
1.12	MECHANICAL CONIFEROUS PULP	250	0	250	0	250	0	250	0	250	250
1.2	THERMO-MECHANICAL PULP	55	0	55	0	55	0	55	0	55	55
1.21	THERMO-MECHANICAL NON-CONIFEROUS PULP	25	0	25	0	25	0	25	0	25	25
1.22	THERMO-MECHANICAL CONIFEROUS PULP	30	0	30	0	30	0	30	0	30	30
1.3	SEMI-CHEMICAL PULP	30	0	30	0	30	0	30	0	30	30
1.31	SEMI-CHEMICAL NON-CONIFEROUS PULP	20	0	20	0	20	0	20	0	20	20
1.32	SEMI-CHEMICAL CONIFEROUS PULP	10	0	10	0	10	0	10	0	10	10
1.4	CHEMICAL PULP TOTAL	1200	0	1200	0	1200	0	1200	0	1200	1200
1.41	UNBLEACHED SULPHITE PULP	30	0	30	0	30	0	30	0	30	30
1.411	UNBLEACHED NON-CONIFEROUS SULPHITE PULP	10	0	10	0	10	0	10	0	10	10
1.412	UNBLEACHED CONIFEROUS SULPHITE PULP	20	0	20	0	20	0	20	0	20	20
1.42	BLEACHED SULPHITE PULP	70	0	70	0	70	0	70	0	70	70
1.421	BLEACHED NON-CONIFEROUS SULPHITE PULP	20	0	20	0	20	0	20	0	20	20
1.422	BLEACHED CONIFEROUS SULPHITE PULP	50	0	50	0	50	0	50	0	50	50
1.43	UNBLEACHED SULPHATE PULP	1100	0	1100	0	1100	0	1100	0	1100	1100
1.431	UNBLEACHED NON-CONIFEROUS SULPHATE PULP	100	0	100	0	100	0	100	0	100	100
1.432	UNBLEACHED CONIFEROUS SULPHATE PULP	1000	0	1000	0	1000	0	1000	0	1000	1000
1.44	BLEACHED SULPHATE+SODA PULP	0	0	0	0	0	0	0	0	0	0
1.441	BLEACHED NON-CONIFEROUS SULPHATE+SODA PULP	0	0	0	0	0	0	0	0	0	0
1.442	BLEACHED CONIFEROUS SULPHATE+SODA PULP	0	0	0	0	0	0	0	0	0	0
2	PULP OF OTHER FIBRE FOR PAPER AND BOARD	8950	0	8950	0	8950	0	8950	0	8950	8950
2.1	PULP OF STRAW	4000	0	4000	0	4000	0	4000	0	4000	4000
2.2	PULP OF BAGASSE	300	0	300	0	300	0	300	0	300	300
2.3	PULP OF BAMBOO	200	0	200	0	200	0	200	0	200	200
2.4	PULP OF OTHER FIBRE	4450	0	4450	0	4450	0	4450	0	4450	4450
3	DISSOLVING PULP, WOOD+OTHER RAW MATERIALS	35	0	35	0	35	0	35	0	35	35
3.1	NON-CONIFEROUS DISSOLVING PULP	0	0	0	0	0	0	0	0	0	0
3.2	CONIFEROUS DISSOLVING PULP	35	0	35	0	35	0	35	0	35	35

		1988	1989	1990	1991	1992	1993
		TOTAL CAPACITY IN 1000 METRIC TONS PER YEAR					
4	PAPER AND PAPERBOARD	13350	13350	13350	13350	13350	13350
4.1	NEWSPRINT	700	700	700	700	700	700
4.2	OTHER PRINTING AND WRITING PAPER	3500	3500	3500	3500	3500	3500
4.21	COATED PRINTING AND WRITING PAPER	200	200	200	200	200	200
4.211	COATED WOOD CONTAINING PRINT&WRITING PAPER	100	100	100	100	100	100
4.212	COATED WOODFREE PRINTING & WRITING PAPER	100	100	100	100	100	100
4.22	UNCOATED PRINTING AND WRITING PAPER	3300	3300	3300	3300	3300	3300
4.221	UNCOATED WOOD CONTAINING PRINT&WRIT PAPER	900	900	900	900	900	900
4.222	UNCOATED WOODFREE PRINTING & WRIT PAPER	2400	2400	2400	2400	2400	2400
4.3	OTHER PAPER AND PAPERBOARD	9150	9150	9150	9150	9150	9150
4.31	HOUSEHOLD AND SANITARY PAPER	70	70	70	70	70	70
4.32	WRAPPING AND PACKAGING PAPER AND BOARD	4950	4950	4950	4950	4950	4950
4.321	LINERBOARD	900	900	900	900	900	900
4.3211	KRAFT LINER	800	800	800	800	800	800
4.32111	UNBLEACHED KRAFT LINER	700	700	700	700	700	700
4.32112	BLEACHED KRAFT LINER	100	100	100	100	100	100
4.3212	OTHER LINERBOARD	100	100	100	100	100	100
4.322	FLUTING MEDIUM	1000	1000	1000	1000	1000	1000
4.3221	SEMI-CHEMICAL FLUTING MEDIUM	250	250	250	250	250	250
4.3222	OTHER FLUTING MEDIUM	750	750	750	750	750	750
4.323	KRAFT WRAPPING AND PACKAGING	1000	1000	1000	1000	1000	1000
4.3231	SACK KRAFT	550	550	550	550	550	550
4.3232	OTHER KRAFT WRAPPING AND PACKAGING	450	450	450	450	450	450
4.324	FOLDING BOXBOARD	1100	1100	1100	1100	1100	1100
4.3241	PULP BASED FOLDING BOXBOARD	800	800	800	800	800	800
4.32411	BLEACHED CHEMICAL PULP FOLDING BOXBOARD	200	200	200	200	200	200
4.32412	OTHER PULP BASED FOLDING BOXBOARD	600	600	600	600	600	600
4.3242	WASTE PAPER BASED FOLDING BOXBOARD	300	300	300	300	300	300
4.325	OTHER WRAPPING AND PACKAGING N.E.S.	950	950	950	950	950	950
4.3251	OTHER WRAPPING PAPER	250	250	250	250	250	250
4.3252	OTHER PACKAGING PAPERBOARD	700	700	700	700	700	700
4.33	OTHER PAPER AND PAPERBOARD N.E.S. TOTAL	4130	4130	4130	4130	4130	4130
4.331	OTHER PAPER N.E.S.	1900	1900	1900	1900	1900	1900
4.332	OTHER PAPERBOARD N.E.S.	2230	2230	2230	2230	2230	2230

CYPRUS

	PROCESS	1988 TOTAL CAPACITY	1988 OF WHICH MARKET PULP	1989 TOTAL CAPACITY	1989 OF WHICH MARKET PULP	1990 TOTAL CAPACITY	1990 OF WHICH MARKET PULP	1991 TOTAL CAPACITY	1991 OF WHICH MARKET PULP	1992 TOTAL CAPACITY	1993 TOTAL CAPACITY
		1000 METRIC TONS (AIR DRY) PER YEAR									
1	WOOD PULP FOR PAPER AND PAPERBOARD	0	0	0	0	0	0	0	0	0	0
1.1	MECHANICAL PULP	0	0	0	0	0	0	0	0	0	0
1.11	MECHANICAL NON-CONIFEROUS PULP	0	0	0	0	0	0	0	0	0	0
1.12	MECHANICAL CONIFEROUS PULP	0	0	0	0	0	0	0	0	0	0
1.2	THERMO-MECHANICAL PULP	0	0	0	0	0	0	0	0	0	0
1.21	THERMO-MECHANICAL NON-CONIFEROUS PULP	0	0	0	0	0	0	0	0	0	0
1.22	THERMO-MECHANICAL CONIFEROUS PULP	0	0	0	0	0	0	0	0	0	0
1.3	SEMI-CHEMICAL PULP	0	0	0	0	0	0	0	0	0	0
1.31	SEMI-CHEMICAL NON-CONIFEROUS PULP	0	0	0	0	0	0	0	0	0	0
1.32	SEMI-CHEMICAL CONIFEROUS PULP	0	0	0	0	0	0	0	0	0	0
1.4	CHEMICAL PULP TOTAL	0	0	0	0	0	0	0	0	0	0
1.41	UNBLEACHED SULPHITE PULP	0	0	0	0	0	0	0	0	0	0
1.411	UNBLEACHED NON-CONIFEROUS SULPHITE PULP	0	0	0	0	0	0	0	0	0	0
1.412	UNBLEACHED CONIFEROUS SULPHITE PULP	0	0	0	0	0	0	0	0	0	0
1.42	BLEACHED SULPHITE PULP	0	0	0	0	0	0	0	0	0	0
1.421	BLEACHED NON-CONIFEROUS SULPHITE PULP	0	0	0	0	0	0	0	0	0	0
1.422	BLEACHED CONIFEROUS SULPHITE PULP	0	0	0	0	0	0	0	0	0	0
1.43	UNBLEACHED SULPHATE PULP	0	0	0	0	0	0	0	0	0	0
1.431	UNBLEACHED NON-CONIFEROUS SULPHATE PULP	0	0	0	0	0	0	0	0	0	0
1.432	UNBLEACHED CONIFEROUS SULPHATE PULP	0	0	0	0	0	0	0	0	0	0
1.44	BLEACHED SULPHATE+SODA PULP	0	0	0	0	0	0	0	0	0	0
1.441	BLEACHED NON-CONIFEROUS SULPHATE+SODA PULP	0	0	0	0	0	0	0	0	0	0
1.442	BLEACHED CONIFEROUS SULPHATE+SODA PULP	0	0	0	0	0	0	0	0	0	0
2	PULP OF OTHER FIBRE FOR PAPER AND BOARD	0	0	0	0	0	0	0	0	0	0
2.1	PULP OF STRAW	0	0	0	0	0	0	0	0	0	0
2.2	PULP OF BAGASSE	0	0	0	0	0	0	0	0	0	0
2.3	PULP OF BAMBOO	0	0	0	0	0	0	0	0	0	0
2.4	PULP OF OTHER FIBRE	0	0	0	0	0	0	0	0	0	0
3	DISSOLVING PULP, WOOD+OTHER RAW MATERIALS	0	0	0	0	0	0	0	0	0	0
3.1	NON-CONIFEROUS DISSOLVING PULP	0	0	0	0	0	0	0	0	0	0
3.2	CONIFEROUS DISSOLVING PULP	0	0	0	0	0	0	0	0	0	0

		1988	1989	1990	1991	1992	1993
		TOTAL CAPACITY IN 1000 METRIC TONS PER YEAR					
4	PAPER AND PAPERBOARD	0	0	0	0	0	0
4.1	NEWSPRINT	0	0	0	0	0	0
4.2	OTHER PRINTING AND WRITING PAPER	0	0	0	0	0	0
4.21	COATED PRINTING AND WRITING PAPER	0	0	0	0	0	0
4.211	COATED WOOD CONTAINING PRINT&WRITING PAPER	0	0	0	0	0	0
4.212	COATED WOODFREE PRINTING & WRITING PAPER	0	0	0	0	0	0
4.22	UNCOATED PRINTING AND WRITING PAPER	0	0	0	0	0	0
4.221	UNCOATED WOOD CONTAINING PRINT&WRIT PAPER	0	0	0	0	0	0
4.222	UNCOATED WOODFREE PRINTING & WRIT PAPER	0	0	0	0	0	0
4.3	OTHER PAPER AND PAPERBOARD	0	0	0	0	0	0
4.31	HOUSEHOLD AND SANITARY PAPER	0	0	0	0	0	0
4.32	WRAPPING AND PACKAGING PAPER AND BOARD	0	0	0	0	0	0
4.321	LINERBOARD	0	0	0	0	0	0
4.3211	KRAFT LINER	0	0	0	0	0	0
4.32111	UNBLEACHED KRAFT LINER	0	0	0	0	0	0
4.32112	BLEACHED KRAFT LINER	0	0	0	0	0	0
4.3212	OTHER LINERBOARD	0	0	0	0	0	0
4.322	FLUTING MEDIUM	0	0	0	0	0	0
4.3221	SEMI-CHEMICAL FLUTING MEDIUM	0	0	0	0	0	0
4.3222	OTHER FLUTING MEDIUM	0	0	0	0	0	0
4.323	KRAFT WRAPPING AND PACKAGING	0	0	0	0	0	0
4.3231	SACK KRAFT	0	0	0	0	0	0
4.3232	OTHER KRAFT WRAPPING AND PACKAGING	0	0	0	0	0	0
4.324	FOLDING BOXBOARD	0	0	0	0	0	0
4.3241	PULP BASED FOLDING BOXBOARD	0	0	0	0	0	0
4.32411	BLEACHED CHEMICAL PULP FOLDING BOXBOARD	0	0	0	0	0	0
4.32412	OTHER PULP BASED FOLDING BOXBOARD	0	0	0	0	0	0
4.3242	WASTE PAPER BASED FOLDING BOXBOARD	0	0	0	0	0	0
4.325	OTHER WRAPPING AND PACKAGING N.E.S.	0	0	0	0	0	0
4.3251	OTHER WRAPPING PAPER	0	0	0	0	0	0
4.3252	OTHER PACKAGING PAPERBOARD	0	0	0	0	0	0
4.33	OTHER PAPER AND PAPERBOARD N.E.S. TOTAL	0	0	0	0	0	0
4.331	OTHER PAPER N.E.S.	0	0	0	0	0	0
4.332	OTHER PAPERBOARD N.E.S.	0	0	0	0	0	0

*)

HONG KONG

	PROCESS	1988 TOTAL CAPA-CITY	1988 OF WHICH MARKET PULP	1989 TOTAL CAPA-CITY	1989 OF WHICH MARKET PULP	1990 TOTAL CAPA-CITY	1990 OF WHICH MARKET PULP	1991 TOTAL CAPA-CITY	1991 OF WHICH MARKET PULP	1992 TOTAL CAPA-CITY	1993 TOTAL CAPA-CITY
		1000 METRIC TONS (AIR DRY) PER YEAR									
1	WOOD PULP FOR PAPER AND PAPERBOARD *	0	0	0	0	0	0	0	0	0	0
1.1	MECHANICAL PULP	0	0	0	0	0	0	0	0	0	0
1.11	MECHANICAL NON-CONIFEROUS PULP	0	0	0	0	0	0	0	0	0	0
1.12	MECHANICAL CONIFEROUS PULP	0	0	0	0	0	0	0	0	0	0
1.2	THERMO-MECHANICAL PULP	0	0	0	0	0	0	0	0	0	0
1.21	THERMO-MECHANICAL NON-CONIFEROUS PULP	0	0	0	0	0	0	0	0	0	0
1.22	THERMO-MECHANICAL CONIFEROUS PULP	0	0	0	0	0	0	0	0	0	0
1.3	SEMI-CHEMICAL PULP	0	0	0	0	0	0	0	0	0	0
1.31	SEMI-CHEMICAL NON-CONIFEROUS PULP	0	0	0	0	0	0	0	0	0	0
1.32	SEMI-CHEMICAL CONIFEROUS PULP	0	0	0	0	0	0	0	0	0	0
1.4	CHEMICAL PULP TOTAL	0	0	0	0	0	0	0	0	0	0
1.41	UNBLEACHED SULPHITE PULP	0	0	0	0	0	0	0	0	0	0
1.411	UNBLEACHED NON-CONIFEROUS SULPHITE PULP	0	0	0	0	0	0	0	0	0	0
1.412	UNBLEACHED CONIFEROUS SULPHITE PULP	0	0	0	0	0	0	0	0	0	0
1.42	BLEACHED SULPHITE PULP	0	0	0	0	0	0	0	0	0	0
1.421	BLEACHED NON-CONIFEROUS SULPHITE PULP	0	0	0	0	0	0	0	0	0	0
1.422	BLEACHED CONIFEROUS SULPHITE PULP	0	0	0	0	0	0	0	0	0	0
1.43	UNBLEACHED SULPHATE PULP	0	0	0	0	0	0	0	0	0	0
1.431	UNBLEACHED NON-CONIFEROUS SULPHATE PULP	0	0	0	0	0	0	0	0	0	0
1.432	UNBLEACHED CONIFEROUS SULPHATE PULP	0	0	0	0	0	0	0	0	0	0
1.44	BLEACHED SULPHATE+SODA PULP	0	0	0	0	0	0	0	0	0	0
1.441	BLEACHED NON-CONIFEROUS SULPHATE+SODA PULP	0	0	0	0	0	0	0	0	0	0
1.442	BLEACHED CONIFEROUS SULPHATE+SODA PULP	0	0	0	0	0	0	0	0	0	0
2	PULP OF OTHER FIBRE FOR PAPER AND BOARD	0	0	0	0	0	0	0	0	0	0
2.1	PULP OF STRAW	0	0	0	0	0	0	0	0	0	0
2.2	PULP OF BAGASSE	0	0	0	0	0	0	0	0	0	0
2.3	PULP OF BAMBOO	0	0	0	0	0	0	0	0	0	0
2.4	PULP OF OTHER FIBRE	0	0	0	0	0	0	0	0	0	0
3	DISSOLVING PULP, WOOD+OTHER RAW MATERIALS	0	0	0	0	0	0	0	0	0	0
3.1	NON-CONIFEROUS DISSOLVING PULP	0	0	0	0	0	0	0	0	0	0
3.2	CONIFEROUS DISSOLVING PULP	0	0	0	0	0	0	0	0	0	0

		1988	1989	1990	1991	1992	1993
		TOTAL CAPACITY IN 1000 METRIC TONS PER YEAR					
4	PAPER AND PAPERBOARD	53	53	53	53	53	53
4.1	NEWSPRINT	0	0	0	0	0	0
4.2	OTHER PRINTING AND WRITING PAPER	0	0	0	0	0	0
4.21	COATED PRINTING AND WRITING PAPER	0	0	0	0	0	0
4.211	COATED WOOD CONTAINING PRINT&WRITING PAPER	0	0	0	0	0	0
4.212	COATED WOODFREE PRINTING & WRITING PAPER	0	0	0	0	0	0
4.22	UNCOATED PRINTING AND WRITING PAPER	0	0	0	0	0	0
4.221	UNCOATED WOOD CONTAINING PRINT&WRIT PAPER	0	0	0	0	0	0
4.222	UNCOATED WOODFREE PRINTING & WRIT PAPER	0	0	0	0	0	0
4.3	OTHER PAPER AND PAPERBOARD	53	53	53	53	53	53
4.31	HOUSEHOLD AND SANITARY PAPER	1	1	1	1	1	1
4.32	WRAPPING AND PACKAGING PAPER AND BOARD	52	52	52	52	52	52
4.321	LINERBOARD	0	0	0	0	0	0
4.3211	KRAFT LINER	0	0	0	0	0	0
4.32111	UNBLEACHED KRAFT LINER	0	0	0	0	0	0
4.32112	BLEACHED KRAFT LINER	0	0	0	0	0	0
4.3212	OTHER LINERBOARD	0	0	0	0	0	0
4.322	FLUTING MEDIUM	52	52	52	52	52	52
4.3221	SEMI-CHEMICAL FLUTING MEDIUM	0	0	0	0	0	0
4.3222	OTHER FLUTING MEDIUM	52	52	52	52	52	52
4.323	KRAFT WRAPPING AND PACKAGING	0	0	0	0	0	0
4.3231	SACK KRAFT	0	0	0	0	0	0
4.3232	OTHER KRAFT WRAPPING AND PACKAGING	0	0	0	0	0	0
4.324	FOLDING BOXBOARD	0	0	0	0	0	0
4.3241	PULP BASED FOLDING BOXBOARD	0	0	0	0	0	0
4.32411	BLEACHED CHEMICAL PULP FOLDING BOXBOARD	0	0	0	0	0	0
4.32412	OTHER PULP BASED FOLDING BOXBOARD	0	0	0	0	0	0
4.3242	WASTE PAPER BASED FOLDING BOXBOARD	0	0	0	0	0	0
4.325	OTHER WRAPPING AND PACKAGING N.E.S.	0	0	0	0	0	0
4.3251	OTHER WRAPPING PAPER	0	0	0	0	0	0
4.3252	OTHER PACKAGING PAPERBOARD	0	0	0	0	0	0
4.33	OTHER PAPER AND PAPERBOARD N.E.S. TOTAL	0	0	0	0	0	0
4.331	OTHER PAPER N.E.S.	0	0	0	0	0	0
4.332	OTHER PAPERBOARD N.E.S.	0	0	0	0	0	0

*)

INDIA

	PROCESS	1988 TOTAL CAPA-CITY	1988 OF WHICH MARKET PULP	1989 TOTAL CAPA-CITY	1989 OF WHICH MARKET PULP	1990 TOTAL CAPA-CITY	1990 OF WHICH MARKET PULP	1991 TOTAL CAPA-CITY	1991 OF WHICH MARKET PULP	1992 TOTAL CAPA-CITY	1993 TOTAL CAPA-CITY
		1000 METRIC TONS (AIR DRY) PER YEAR									
1	WOOD PULP FOR PAPER AND PAPERBOARD	750	70	750	70	750	70	750	70	750	750
1.1	MECHANICAL PULP	80	0	80	0	80	0	80	0	80	80
1.11	MECHANICAL NON-CONIFEROUS PULP	80	0	80	0	80	0	80	0	80	80
1.12	MECHANICAL CONIFEROUS PULP	0	0	0	0	0	0	0	0	0	0
1.2	THERMO-MECHANICAL PULP	80	0	80	0	80	0	80	0	80	80
1.21	THERMO-MECHANICAL NON-CONIFEROUS PULP	80	0	80	0	80	0	80	0	80	80
1.22	THERMO-MECHANICAL CONIFEROUS PULP	0	0	0	0	0	0	0	0	0	0
1.3	SEMI-CHEMICAL PULP	80	0	80	0	80	0	80	0	80	80
1.31	SEMI-CHEMICAL NON-CONIFEROUS PULP	80	0	80	0	80	0	80	0	80	80
1.32	SEMI-CHEMICAL CONIFEROUS PULP	0	0	0	0	0	0	0	0	0	0
1.4	CHEMICAL PULP TOTAL	510	70	510	70	510	70	510	70	510	510
1.41	UNBLEACHED SULPHITE PULP	0	0	0	0	0	0	0	0	0	0
1.411	UNBLEACHED NON-CONIFEROUS SULPHITE PULP	0	0	0	0	0	0	0	0	0	0
1.412	UNBLEACHED CONIFEROUS SULPHITE PULP	0	0	0	0	0	0	0	0	0	0
1.42	BLEACHED SULPHITE PULP	0	0	0	0	0	0	0	0	0	0
1.421	BLEACHED NON-CONIFEROUS SULPHITE PULP	0	0	0	0	0	0	0	0	0	0
1.422	BLEACHED CONIFEROUS SULPHITE PULP	0	0	0	0	0	0	0	0	0	0
1.43	UNBLEACHED SULPHATE PULP	250	30	250	30	250	30	250	30	250	250
1.431	UNBLEACHED NON-CONIFEROUS SULPHATE PULP	250	30	250	30	250	30	250	30	250	250
1.432	UNBLEACHED CONIFEROUS SULPHATE PULP	0	0	0	0	0	0	0	0	0	0
1.44	BLEACHED SULPHATE+SODA PULP	260	40	260	40	260	40	260	40	260	260
1.441	BLEACHED NON-CONIFEROUS SULPHATE+SODA PULP	260	40	260	40	260	40	260	40	260	260
1.442	BLEACHED CONIFEROUS SULPHATE+SODA PULP	0	0	0	0	0	0	0	0	0	0
2	PULP OF OTHER FIBRE FOR PAPER AND BOARD	2040	40	2040	40	2040	40	2040	40	2040	2040
2.1	PULP OF STRAW	400	0	400	0	400	0	400	0	400	400
2.2	PULP OF BAGASSE	90	0	90	0	90	0	90	0	90	90
2.3	PULP OF BAMBOO	1300	40	1300	40	1300	40	1300	40	1300	1300
2.4	PULP OF OTHER FIBRE	250	0	250	0	250	0	250	0	250	250
3	DISSOLVING PULP,WOOD+OTHER RAW MATERIALS	250	50	250	50	250	50	250	50	250	250
3.1	NON-CONIFEROUS DISSOLVING PULP	250	50	250	50	250	50	250	50	250	250
3.2	CONIFEROUS DISSOLVING PULP	0	0	0	0	0	0	0	0	0	0

		1988	1989	1990	1991	1992	1993
		TOTAL CAPACITY IN 1000 METRIC TONS PER YEAR					
4	PAPER AND PAPERBOARD	2040	2040	2040	2040	2040	2040
4.1	NEWSPRINT	300	300	300	300	300	300
4.2	OTHER PRINTING AND WRITING PAPER	840	840	840	840	840	840
4.21	COATED PRINTING AND WRITING PAPER	40	40	40	40	40	40
4.211	COATED WOOD CONTAINING PRINT&WRITING PAPER	0	0	0	0	0	0
4.212	COATED WOODFREE PRINTING & WRITING PAPER	40	40	40	40	40	40
4.22	UNCOATED PRINTING AND WRITING PAPER	800	800	800	800	800	800
4.221	UNCOATED WOOD CONTAINING PRINT&WRIT PAPER	0	0	0	0	0	0
4.222	UNCOATED WOODFREE PRINTING & WRIT PAPER	800	800	800	800	800	800
4.3	OTHER PAPER AND PAPERBOARD	900	900	900	900	900	900
4.31	HOUSEHOLD AND SANITARY PAPER	10	10	10	10	10	10
4.32	WRAPPING AND PACKAGING PAPER AND BOARD	890	890	890	890	890	890
4.321	LINERBOARD	80	80	80	80	80	80
4.3211	KRAFT LINER	80	80	80	80	80	80
4.32111	UNBLEACHED KRAFT LINER	80	80	80	80	80	80
4.32112	BLEACHED KRAFT LINER	0	0	0	0	0	0
4.3212	OTHER LINERBOARD	0	0	0	0	0	0
4.322	FLUTING MEDIUM	0	0	0	0	0	0
4.3221	SEMI-CHEMICAL FLUTING MEDIUM	0	0	0	0	0	0
4.3222	OTHER FLUTING MEDIUM	0	0	0	0	0	0
4.323	KRAFT WRAPPING AND PACKAGING	410	410	410	410	410	410
4.3231	SACK KRAFT	10	10	10	10	10	10
4.3232	OTHER KRAFT WRAPPING AND PACKAGING	400	400	400	400	400	400
4.324	FOLDING BOXBOARD	0	0	0	0	0	0
4.3241	PULP BASED FOLDING BOXBOARD	0	0	0	0	0	0
4.32411	BLEACHED CHEMICAL PULP FOLDING BOXBOARD	0	0	0	0	0	0
4.32412	OTHER PULP BASED FOLDING BOXBOARD	0	0	0	0	0	0
4.3242	WASTE PAPER BASED FOLDING BOXBOARD	0	0	0	0	0	0
4.325	OTHER WRAPPING AND PACKAGING N.E.S.	400	400	400	400	400	400
4.3251	OTHER WRAPPING PAPER	0	0	0	0	0	0
4.3252	OTHER PACKAGING PAPERBOARD	400	400	400	400	400	400
4.33	OTHER PAPER AND PAPERBOARD N.E.S. TOTAL	0	0	0	0	0	0
4.331	OTHER PAPER N.E.S.	0	0	0	0	0	0
4.332	OTHER PAPERBOARD N.E.S.	0	0	0	0	0	0

*)

INDONESIA

	PROCESS	1988 TOTAL CAPACITY	1988 OF WHICH MARKET PULP	1989 TOTAL CAPACITY	1989 OF WHICH MARKET PULP	1990 TOTAL CAPACITY	1990 OF WHICH MARKET PULP	1991 TOTAL CAPACITY	1991 OF WHICH MARKET PULP	1992 TOTAL CAPACITY	1993 TOTAL CAPACITY
		1000 METRIC TONS (AIR DRY) PER YEAR									
1	WOOD PULP FOR PAPER AND PAPERBOARD	417	135	417	135	612	235	642	235	592	592
1.1	MECHANICAL PULP	10	0	10	0	10	0	10	0	10	10
1.11	MECHANICAL NON-CONIFEROUS PULP	0	0	0	0	0	0	0	0	0	0
1.12	MECHANICAL CONIFEROUS PULP	10	0	10	0	10	0	10	0	10	10
1.2	THERMO-MECHANICAL PULP	0	0	0	0	0	0	30	0	30	30
1.21	THERMO-MECHANICAL NON-CONIFEROUS PULP	0	0	0	0	0	0	0	0	0	0
1.22	THERMO-MECHANICAL CONIFEROUS PULP	0	0	0	0	0	0	30	0	30	30
1.3	SEMI-CHEMICAL PULP	48	0	48	0	108	0	108	0	108	108
1.31	SEMI-CHEMICAL NON-CONIFEROUS PULP	48	0	48	0	108	0	108	0	108	108
1.32	SEMI-CHEMICAL CONIFEROUS PULP	0	0	0	0	0	0	0	0	0	0
1.4	CHEMICAL PULP TOTAL	359	135	359	135	494	235	494	235	444	444
1.41	UNBLEACHED SULPHITE PULP	0	0	0	0	0	0	0	0	0	0
1.411	UNBLEACHED NON-CONIFEROUS SULPHITE PULP	0	0	0	0	0	0	0	0	0	0
1.412	UNBLEACHED CONIFEROUS SULPHITE PULP	0	0	0	0	0	0	0	0	0	0
1.42	BLEACHED SULPHITE PULP	0	0	0	0	0	0	0	0	0	0
1.421	BLEACHED NON-CONIFEROUS SULPHITE PULP	0	0	0	0	0	0	0	0	0	0
1.422	BLEACHED CONIFEROUS SULPHITE PULP	0	0	0	0	0	0	0	0	0	0
1.43	UNBLEACHED SULPHATE PULP	135	0	135	0	135	0	135	0	135	135
1.431	UNBLEACHED NON-CONIFEROUS SULPHATE PULP	0	0	0	0	0	0	0	0	0	0
1.432	UNBLEACHED CONIFEROUS SULPHATE PULP	135	0	135	0	135	0	135	0	135	135
1.44	BLEACHED SULPHATE+SODA PULP	224	135	224	135	359	235	359	235	309	309
1.441	BLEACHED NON-CONIFEROUS SULPHATE+SODA PULP	89	0	89	0	224	100	224	100	224	224
1.442	BLEACHED CONIFEROUS SULPHATE+SODA PULP	135	135	135	135	135	135	135	135	85	85
2	PULP OF OTHER FIBRE FOR PAPER AND BOARD	477	.	477	.	477	.	477	.	477	477
2.1	PULP OF STRAW	43	.	43	.	43	.	43	.	43	43
2.2	PULP OF BAGASSE	183	.	183	.	183	.	183	.	183	183
2.3	PULP OF BAMBOO	11	.	11	.	11	.	11	.	11	11
2.4	PULP OF OTHER FIBRE	240	.	240	.	240	.	240	.	240	240
3	DISSOLVING PULP, WOOD+OTHER RAW MATERIALS	0	0	0	0	0	0	0	0	50	50
3.1	NON-CONIFEROUS DISSOLVING PULP	0	0	0	0	0	0	0	0	0	0
3.2	CONIFEROUS DISSOLVING PULP	0	0	0	0	0	0	0	0	50	50

	PROCESS	1988	1989	1990	1991	1992	1993
		TOTAL CAPACITY IN 1000 METRIC TONS PER YEAR					
4	PAPER AND PAPERBOARD	1236	1384	1494	1608	1608	1608
4.1	NEWSPRINT	180	180	180	230	230	230
4.2	OTHER PRINTING AND WRITING PAPER	490	490	590	590	590	590
4.21	COATED PRINTING AND WRITING PAPER	100	100	100	100	100	100
4.211	COATED WOOD CONTAINING PRINT&WRITING PAPER	0	0	0	0	0	0
4.212	COATED WOODFREE PRINTING & WRITING PAPER	100	100	100	100	100	100
4.22	UNCOATED PRINTING AND WRITING PAPER	390	390	490	490	490	490
4.221	UNCOATED WOOD CONTAINING PRINT&WRIT PAPER	0	0	0	0	0	0
4.222	UNCOATED WOODFREE PRINTING & WRIT PAPER	390	390	490	490	490	490
4.3	OTHER PAPER AND PAPERBOARD	566	714	724	788	788	788
4.31	HOUSEHOLD AND SANITARY PAPER	16	16	26	26	26	26
4.32	WRAPPING AND PACKAGING PAPER AND BOARD	537	682	682	742	742	742
4.321	LINERBOARD	130	150	150	210	210	210
4.3211	KRAFT LINER	130	150	150	210	210	210
4.32111	UNBLEACHED KRAFT LINER	130	150	150	210	210	210
4.32112	BLEACHED KRAFT LINER	0	0	0	0	0	0
4.3212	OTHER LINERBOARD	0	0	0	0	0	0
4.322	FLUTING MEDIUM	136	136	136	136	136	136
4.3221	SEMI-CHEMICAL FLUTING MEDIUM	100	100	100	100	100	100
4.3222	OTHER FLUTING MEDIUM	36	36	36	36	36	36
4.323	KRAFT WRAPPING AND PACKAGING	83	168	168	168	168	168
4.3231	SACK KRAFT	50	135	135	135	135	135
4.3232	OTHER KRAFT WRAPPING AND PACKAGING	33	33	33	33	33	33
4.324	FOLDING BOXBOARD	188	228	228	228	228	228
4.3241	PULP BASED FOLDING BOXBOARD	30	60	60	60	60	60
4.32411	BLEACHED CHEMICAL PULP FOLDING BOXBOARD	30	60	60	60	60	60
4.32412	OTHER PULP BASED FOLDING BOXBOARD	0	0	0	0	0	0
4.3242	WASTE PAPER BASED FOLDING BOXBOARD	158	168	168	168	168	168
4.325	OTHER WRAPPING AND PACKAGING N.E.S.	0	0	0	0	0	0
4.3251	OTHER WRAPPING PAPER	0	0	0	0	0	0
4.3252	OTHER PACKAGING PAPERBOARD	0	0	0	0	0	0
4.33	OTHER PAPER AND PAPERBOARD N.E.S. TOTAL	13	16	16	20	20	20
4.331	OTHER PAPER N.E.S.	13	16	16	20	20	20
4.332	OTHER PAPERBOARD N.E.S.	0	0	0	0	0	0

*)

IRAN

	PROCESS	1988 TOTAL CAPA-CITY	1988 OF WHICH MARKET PULP	1989 TOTAL CAPA-CITY	1989 OF WHICH MARKET PULP	1990 TOTAL CAPA-CITY	1990 OF WHICH MARKET PULP	1991 TOTAL CAPA-CITY	1991 OF WHICH MARKET PULP	1992 TOTAL CAPA-CITY	1993 TOTAL CAPA-CITY
		1000 METRIC TONS (AIR DRY) PER YEAR									
1	WOOD PULP FOR PAPER AND PAPERBOARD	225	0	225	0	225	0	225	0	225	225
1.1	MECHANICAL PULP	0	0	0	0	0	0	0	0	0	0
1.11	MECHANICAL NON-CONIFEROUS PULP	0	0	0	0	0	0	0	0	0	0
1.12	MECHANICAL CONIFEROUS PULP	0	0	0	0	0	0	0	0	0	0
1.2	THERMO-MECHANICAL PULP	0	0	0	0	0	0	0	0	0	0
1.21	THERMO-MECHANICAL NON-CONIFEROUS PULP	0	0	0	0	0	0	0	0	0	0
1.22	THERMO-MECHANICAL CONIFEROUS PULP	0	0	0	0	0	0	0	0	0	0
1.3	SEMI-CHEMICAL PULP	90	0	90	0	90	0	90	0	90	90
1.31	SEMI-CHEMICAL NON-CONIFEROUS PULP	90	0	90	0	90	0	90	0	90	90
1.32	SEMI-CHEMICAL CONIFEROUS PULP	0	0	0	0	0	0	0	0	0	0
1.4	CHEMICAL PULP TOTAL	135	0	135	0	135	0	135	0	135	135
1.41	UNBLEACHED SULPHITE PULP	15	0	15	0	15	0	15	0	15	15
1.411	UNBLEACHED NON-CONIFEROUS SULPHITE PULP	15	0	15	0	15	0	15	0	15	15
1.412	UNBLEACHED CONIFEROUS SULPHITE PULP	0	0	0	0	0	0	0	0	0	0
1.42	BLEACHED SULPHITE PULP	0	0	0	0	0	0	0	0	0	0
1.421	BLEACHED NON-CONIFEROUS SULPHITE PULP	0	0	0	0	0	0	0	0	0	0
1.422	BLEACHED CONIFEROUS SULPHITE PULP	0	0	0	0	0	0	0	0	0	0
1.43	UNBLEACHED SULPHATE PULP	120	0	120	0	120	0	120	0	120	120
1.431	UNBLEACHED NON-CONIFEROUS SULPHATE PULP	120	0	120	0	120	0	120	0	120	120
1.432	UNBLEACHED CONIFEROUS SULPHATE PULP	0	0	0	0	0	0	0	0	0	0
1.44	BLEACHED SULPHATE+SODA PULP	0	0	0	0	0	0	0	0	0	0
1.441	BLEACHED NON-CONIFEROUS SULPHATE+SODA PULP	0	0	0	0	0	0	0	0	0	0
1.442	BLEACHED CONIFEROUS SULPHATE+SODA PULP	0	0	0	0	0	0	0	0	0	0
2	PULP OF OTHER FIBRE FOR PAPER AND BOARD	60	0	60	0	60	0	60	0	60	60
2.1	PULP OF STRAW	0	0	0	0	0	0	0	0	0	0
2.2	PULP OF BAGASSE	60	0	60	0	60	0	60	0	60	60
2.3	PULP OF BAMBOO	0	0	0	0	0	0	0	0	0	0
2.4	PULP OF OTHER FIBRE	0	0	0	0	0	0	0	0	0	0
3	DISSOLVING PULP,WOOD+OTHER RAW MATERIALS	0	0	0	0	0	0	0	0	0	0
3.1	NON-CONIFEROUS DISSOLVING PULP	0	0	0	0	0	0	0	0	0	0
3.2	CONIFEROUS DISSOLVING PULP	0	0	0	0	0	0	0	0	0	0

		1988	1989	1990	1991	1992	1993
		TOTAL CAPACITY IN 1000 METRIC TONS PER YEAR					
4	PAPER AND PAPERBOARD	369	369	369	369	369	369
4.1	NEWSPRINT	20	20	20	20	20	20
4.2	OTHER PRINTING AND WRITING PAPER	90	90	90	90	90	90
4.21	COATED PRINTING AND WRITING PAPER	0	0	0	0	0	0
4.211	COATED WOOD CONTAINING PRINT&WRITING PAPER	0	0	0	0	0	0
4.212	COATED WOODFREE PRINTING & WRITING PAPER	0	0	0	0	0	0
4.22	UNCOATED PRINTING AND WRITING PAPER	90	90	90	90	90	90
4.221	UNCOATED WOOD CONTAINING PRINT&WRIT PAPER	0	0	0	0	0	0
4.222	UNCOATED WOODFREE PRINTING & WRIT PAPER	90	90	90	90	90	90
4.3	OTHER PAPER AND PAPERBOARD	259	259	259	259	259	259
4.31	HOUSEHOLD AND SANITARY PAPER	9	9	9	9	9	9
4.32	WRAPPING AND PACKAGING PAPER AND BOARD	250	250	250	250	250	250
4.321	LINERBOARD	60	60	60	60	60	60
4.3211	KRAFT LINER	60	60	60	60	60	60
4.32111	UNBLEACHED KRAFT LINER	60	60	60	60	60	60
4.32112	BLEACHED KRAFT LINER	0	0	0	0	0	0
4.3212	OTHER LINERBOARD	0	0	0	0	0	0
4.322	FLUTING MEDIUM	80	80	80	80	80	80
4.3221	SEMI-CHEMICAL FLUTING MEDIUM	80	80	80	80	80	80
4.3222	OTHER FLUTING MEDIUM	0	0	0	0	0	0
4.323	KRAFT WRAPPING AND PACKAGING	60	60	60	60	60	60
4.3231	SACK KRAFT	0	0	0	0	0	0
4.3232	OTHER KRAFT WRAPPING AND PACKAGING	60	60	60	60	60	60
4.324	FOLDING BOXBOARD	20	20	20	20	20	20
4.3241	PULP BASED FOLDING BOXBOARD	20	20	20	20	20	20
4.32411	BLEACHED CHEMICAL PULP FOLDING BOXBOARD	0	0	0	0	0	0
4.32412	OTHER PULP BASED FOLDING BOXBOARD	20	20	20	20	20	20
4.3242	WASTE PAPER BASED FOLDING BOXBOARD	0	0	0	0	0	0
4.325	OTHER WRAPPING AND PACKAGING N.E.S.	30	30	30	30	30	30
4.3251	OTHER WRAPPING PAPER	0	0	0	0	0	0
4.3252	OTHER PACKAGING PAPERBOARD	30	30	30	30	30	30
4.33	OTHER PAPER AND PAPERBOARD N.E.S. TOTAL	0	0	0	0	0	0
4.331	OTHER PAPER N.E.S.	0	0	0	0	0	0
4.332	OTHER PAPERBOARD N.E.S.	0	0	0	0	0	0

*)

IRAQ

	PROCESS	1988 TOTAL CAPACITY	1988 OF WHICH MARKET PULP	1989 TOTAL CAPACITY	1989 OF WHICH MARKET PULP	1990 TOTAL CAPACITY	1990 OF WHICH MARKET PULP	1991 TOTAL CAPACITY	1991 OF WHICH MARKET PULP	1992 TOTAL CAPACITY	1993 TOTAL CAPACITY
		1000 METRIC TONS (AIR DRY) PER YEAR									
1	WOOD PULP FOR PAPER AND PAPERBOARD	0	0	0	0	0	0	0	0	0	0
1.1	MECHANICAL PULP	0	0	0	0	0	0	0	0	0	0
1.11	MECHANICAL NON-CONIFEROUS PULP	0	0	0	0	0	0	0	0	0	0
1.12	MECHANICAL CONIFEROUS PULP	0	0	0	0	0	0	0	0	0	0
1.2	THERMO-MECHANICAL PULP	0	0	0	0	0	0	0	0	0	0
1.21	THERMO-MECHANICAL NON-CONIFEROUS PULP	0	0	0	0	0	0	0	0	0	0
1.22	THERMO-MECHANICAL CONIFEROUS PULP	0	0	0	0	0	0	0	0	0	0
1.3	SEMI-CHEMICAL PULP	0	0	0	0	0	0	0	0	0	0
1.31	SEMI-CHEMICAL NON-CONIFEROUS PULP	0	0	0	0	0	0	0	0	0	0
1.32	SEMI-CHEMICAL CONIFEROUS PULP	0	0	0	0	0	0	0	0	0	0
1.4	CHEMICAL PULP TOTAL	0	0	0	0	0	0	0	0	0	0
1.41	UNBLEACHED SULPHITE PULP	0	0	0	0	0	0	0	0	0	0
1.411	UNBLEACHED NON-CONIFEROUS SULPHITE PULP	0	0	0	0	0	0	0	0	0	0
1.412	UNBLEACHED CONIFEROUS SULPHITE PULP	0	0	0	0	0	0	0	0	0	0
1.42	BLEACHED SULPHITE PULP	0	0	0	0	0	0	0	0	0	0
1.421	BLEACHED NON-CONIFEROUS SULPHITE PULP	0	0	0	0	0	0	0	0	0	0
1.422	BLEACHED CONIFEROUS SULPHITE PULP	0	0	0	0	0	0	0	0	0	0
1.43	UNBLEACHED SULPHATE PULP	0	0	0	0	0	0	0	0	0	0
1.431	UNBLEACHED NON-CONIFEROUS SULPHATE PULP	0	0	0	0	0	0	0	0	0	0
1.432	UNBLEACHED CONIFEROUS SULPHATE PULP	0	0	0	0	0	0	0	0	0	0
1.44	BLEACHED SULPHATE+SODA PULP	0	0	0	0	0	0	0	0	0	0
1.441	BLEACHED NON-CONIFEROUS SULPHATE+SODA PULP	0	0	0	0	0	0	0	0	0	0
1.442	BLEACHED CONIFEROUS SULPHATE+SODA PULP	0	0	0	0	0	0	0	0	0	0
2	PULP OF OTHER FIBRE FOR PAPER AND BOARD	101	0	101	0	101	0	101	0	101	101
2.1	PULP OF STRAW	0	0	0	0	0	0	0	0	0	0
2.2	PULP OF BAGASSE	27	0	27	0	27	0	27	0	27	27
2.3	PULP OF BAMBOO	0	0	0	0	0	0	0	0	0	0
2.4	PULP OF OTHER FIBRE	74	0	74	0	74	0	74	0	74	74
3	DISSOLVING PULP, WOOD+OTHER RAW MATERIALS	0	0	0	0	0	0	0	0	0	0
3.1	NON-CONIFEROUS DISSOLVING PULP	0	0	0	0	0	0	0	0	0	0
3.2	CONIFEROUS DISSOLVING PULP	0	0	0	0	0	0	0	0	0	0

		1988	1989	1990	1991	1992	1993
		TOTAL CAPACITY IN 1000 METRIC TONS PER YEAR					
4	PAPER AND PAPERBOARD	122	122	122	122	122	122
4.1	NEWSPRINT	0	0	0	0	0	0
4.2	OTHER PRINTING AND WRITING PAPER	41	41	41	41	41	41
4.21	COATED PRINTING AND WRITING PAPER	0	0	0	0	0	0
4.211	COATED WOOD CONTAINING PRINT&WRITING PAPER	0	0	0	0	0	0
4.212	COATED WOODFREE PRINTING & WRITING PAPER	0	0	0	0	0	0
4.22	UNCOATED PRINTING AND WRITING PAPER	41	41	41	41	41	41
4.221	UNCOATED WOOD CONTAINING PRINT&WRIT PAPER	-	-	-	-	-	-
4.222	UNCOATED WOODFREE PRINTING & WRIT PAPER	-	-	-	-	-	-
4.3	OTHER PAPER AND PAPERBOARD	81	81	81	81	81	81
4.31	HOUSEHOLD AND SANITARY PAPER	5	5	5	5	5	5
4.32	WRAPPING AND PACKAGING PAPER AND BOARD	76	76	76	76	76	76
4.321	LINERBOARD	15	15	15	15	15	15
4.3211	KRAFT LINER	0	0	0	0	0	0
4.32111	UNBLEACHED KRAFT LINER	0	0	0	0	0	0
4.32112	BLEACHED KRAFT LINER	0	0	0	0	0	0
4.3212	OTHER LINERBOARD	15	15	15	15	15	15
4.322	FLUTING MEDIUM	0	0	0	0	0	0
4.3221	SEMI-CHEMICAL FLUTING MEDIUM	0	0	0	0	0	0
4.3222	OTHER FLUTING MEDIUM	0	0	0	0	0	0
4.323	KRAFT WRAPPING AND PACKAGING	30	30	30	30	30	30
4.3231	SACK KRAFT	-	-	-	-	-	-
4.3232	OTHER KRAFT WRAPPING AND PACKAGING	-	-	-	-	-	-
4.324	FOLDING BOXBOARD	28	28	28	28	28	28
4.3241	PULP BASED FOLDING BOXBOARD	28	28	28	28	28	28
4.32411	BLEACHED CHEMICAL PULP FOLDING BOXBOARD	0	0	0	0	0	0
4.32412	OTHER PULP BASED FOLDING BOXBOARD	28	28	28	28	28	28
4.3242	WASTE PAPER BASED FOLDING BOXBOARD	0	0	0	0	0	0
4.325	OTHER WRAPPING AND PACKAGING N.E.S.	3	3	3	3	3	3
4.3251	OTHER WRAPPING PAPER	0	0	0	0	0	0
4.3252	OTHER PACKAGING PAPERBOARD	3	3	3	3	3	3
4.33	OTHER PAPER AND PAPERBOARD N.E.S. TOTAL	0	0	0	0	0	0
4.331	OTHER PAPER N.E.S.	0	0	0	0	0	0
4.332	OTHER PAPERBOARD N.E.S.	0	0	0	0	0	0

*)

ISRAEL

	PROCESS	1988 TOTAL CAPACITY	1988 OF WHICH MARKET PULP	1989 TOTAL CAPACITY	1989 OF WHICH MARKET PULP	1990 TOTAL CAPACITY	1990 OF WHICH MARKET PULP	1991 TOTAL CAPACITY	1991 OF WHICH MARKET PULP	1992 TOTAL CAPACITY	1993 TOTAL CAPACITY
		1000 METRIC TONS (AIR DRY) PER YEAR									
1	WOOD PULP FOR PAPER AND PAPERBOARD	0	0	0	0	0	0	0	0	0	0
1.1	MECHANICAL PULP	0	0	0	0	0	0	0	0	0	0
1.11	MECHANICAL NON-CONIFEROUS PULP	0	0	0	0	0	0	0	0	0	0
1.12	MECHANICAL CONIFEROUS PULP	0	0	0	0	0	0	0	0	0	0
1.2	THERMO-MECHANICAL PULP	0	0	0	0	0	0	0	0	0	0
1.21	THERMO-MECHANICAL NON-CONIFEROUS PULP	0	0	0	0	0	0	0	0	0	0
1.22	THERMO-MECHANICAL CONIFEROUS PULP	0	0	0	0	0	0	0	0	0	0
1.3	SEMI-CHEMICAL PULP	0	0	0	0	0	0	0	0	0	0
1.31	SEMI-CHEMICAL NON-CONIFEROUS PULP	0	0	0	0	0	0	0	0	0	0
1.32	SEMI-CHEMICAL CONIFEROUS PULP	0	0	0	0	0	0	0	0	0	0
1.4	CHEMICAL PULP TOTAL	0	0	0	0	0	0	0	0	0	0
1.41	UNBLEACHED SULPHITE PULP	0	0	0	0	0	0	0	0	0	0
1.411	UNBLEACHED NON-CONIFEROUS SULPHITE PULP	0	0	0	0	0	0	0	0	0	0
1.412	UNBLEACHED CONIFEROUS SULPHITE PULP	0	0	0	0	0	0	0	0	0	0
1.42	BLEACHED SULPHITE PULP	0	0	0	0	0	0	0	0	0	0
1.421	BLEACHED NON-CONIFEROUS SULPHITE PULP	0	0	0	0	0	0	0	0	0	0
1.422	BLEACHED CONIFEROUS SULPHITE PULP	0	0	0	0	0	0	0	0	0	0
1.43	UNBLEACHED SULPHATE PULP	0	0	0	0	0	0	0	0	0	0
1.431	UNBLEACHED NON-CONIFEROUS SULPHATE PULP	0	0	0	0	0	0	0	0	0	0
1.432	UNBLEACHED CONIFEROUS SULPHATE PULP	0	0	0	0	0	0	0	0	0	0
1.44	BLEACHED SULPHATE+SODA PULP	0	0	0	0	0	0	0	0	0	0
1.441	BLEACHED NON-CONIFEROUS SULPHATE+SODA PULP	0	0	0	0	0	0	0	0	0	0
1.442	BLEACHED CONIFEROUS SULPHATE+SODA PULP	0	0	0	0	0	0	0	0	0	0
2	PULP OF OTHER FIBRE FOR PAPER AND BOARD	0	0	0	0	0	0	0	0	0	0
2.1	PULP OF STRAW	0	0	0	0	0	0	0	0	0	0
2.2	PULP OF BAGASSE	0	0	0	0	0	0	0	0	0	0
2.3	PULP OF BAMBOO	0	0	0	0	0	0	0	0	0	0
2.4	PULP OF OTHER FIBRE	0	0	0	0	0	0	0	0	0	0
3	DISSOLVING PULP, WOOD+OTHER RAW MATERIALS	0	0	0	0	0	0	0	0	0	0
3.1	NON-CONIFEROUS DISSOLVING PULP	0	0	0	0	0	0	0	0	0	0
3.2	CONIFEROUS DISSOLVING PULP	0	0	0	0	0	0	0	0	0	0

		1988	1989	1990	1991	1992	1993
		TOTAL CAPACITY IN 1000 METRIC TONS PER YEAR					
4	PAPER AND PAPERBOARD	185	195	210	215	215	215
4.1	NEWSPRINT	2	2	2	2	2	2
4.2	OTHER PRINTING AND WRITING PAPER	72	67	71	75	75	75
4.21	COATED PRINTING AND WRITING PAPER	7	7	7	7	7	7
4.211	COATED WOOD CONTAINING PRINT&WRITING PAPER	0	0	0	0	0	0
4.212	COATED WOODFREE PRINTING & WRITING PAPER	7	7	7	7	7	7
4.22	UNCOATED PRINTING AND WRITING PAPER	65	60	64	68	68	68
4.221	UNCOATED WOOD CONTAINING PRINT&WRIT PAPER	5	5	5	5	5	5
4.222	UNCOATED WOODFREE PRINTING & WRIT PAPER	60	55	59	63	63	63
4.3	OTHER PAPER AND PAPERBOARD	111	126	137	138	138	138
4.31	HOUSEHOLD AND SANITARY PAPER	34	40	49	49	49	49
4.32	WRAPPING AND PACKAGING PAPER AND BOARD	72	81	83	84	84	84
4.321	LINERBOARD	7	11	11	11	11	11
4.3211	KRAFT LINER	0	0	0	0	0	0
4.32111	UNBLEACHED KRAFT LINER	0	0	0	0	0	0
4.32112	BLEACHED KRAFT LINER	0	0	0	0	0	0
4.3212	OTHER LINERBOARD	7	11	11	11	11	11
4.322	FLUTING MEDIUM	50	55	57	58	58	58
4.3221	SEMI-CHEMICAL FLUTING MEDIUM	0	0	0	0	0	0
4.3222	OTHER FLUTING MEDIUM	50	55	57	58	58	58
4.323	KRAFT WRAPPING AND PACKAGING	3	3	3	3	3	3
4.3231	SACK KRAFT	0	0	0	0	0	0
4.3232	OTHER KRAFT WRAPPING AND PACKAGING	3	3	3	3	3	3
4.324	FOLDING BOXBOARD	12	12	12	12	12	12
4.3241	PULP BASED FOLDING BOXBOARD	0	0	0	0	0	0
4.32411	BLEACHED CHEMICAL PULP FOLDING BOXBOARD	0	0	0	0	0	0
4.32412	OTHER PULP BASED FOLDING BOXBOARD	0	0	0	0	0	0
4.3242	WASTE PAPER BASED FOLDING BOXBOARD	12	12	12	12	12	12
4.325	OTHER WRAPPING AND PACKAGING N.E.S.	0	0	0	0	0	0
4.3251	OTHER WRAPPING PAPER	0	0	0	0	0	0
4.3252	OTHER PACKAGING PAPERBOARD	0	0	0	0	0	0
4.33	OTHER PAPER AND PAPERBOARD N.E.S. TOTAL	5	5	5	5	5	5
4.331	OTHER PAPER N.E.S.	0	0	0	0	0	0
4.332	OTHER PAPERBOARD N.E.S.	5	5	5	5	5	5

JAPAN

	PROCESS	1988 TOTAL CAPA-CITY	1988 OF WHICH MARKET PULP	1989 TOTAL CAPA-CITY	1989 OF WHICH MARKET PULP	1990 TOTAL CAPA-CITY	1990 OF WHICH MARKET PULP	1991 TOTAL CAPA-CITY	1991 OF WHICH MARKET PULP	1992 TOTAL CAPA-CITY	1993 TOTAL CAPA-CITY
		1000 METRIC TONS (AIR DRY) PER YEAR									
1	WOOD PULP FOR PAPER AND PAPERBOARD	12847	817	13548	817	14023	817	14407	817	14407	14407
1.1	MECHANICAL PULP	1569	8	1588	8	1622	8	1622	8	1622	1622
1.11	MECHANICAL NON-CONIFEROUS PULP	0	0	0	0	0	0	0	0	0	0
1.12	MECHANICAL CONIFEROUS PULP	1569	8	1588	8	1622	8	1622	8	1622	1622
1.2	THERMO-MECHANICAL PULP	1616	0	1778	0	1825	0	1825	0	1825	1825
1.21	THERMO-MECHANICAL NON-CONIFEROUS PULP	0	0	0	0	0	0	0	0	0	0
1.22	THERMO-MECHANICAL CONIFEROUS PULP	1616	0	1778	0	1825	0	1825	0	1825	1825
1.3	SEMI-CHEMICAL PULP	1124	16	1002	16	1002	16	1002	16	1002	1002
1.31	SEMI-CHEMICAL NON-CONIFEROUS PULP	674	16	601	16	601	16	601	16	601	601
1.32	SEMI-CHEMICAL CONIFEROUS PULP	450	0	401	0	401	0	401	0	401	401
1.4	CHEMICAL PULP TOTAL	8538	793	9180	793	9574	793	9958	793	9958	9958
1.41	UNBLEACHED SULPHITE PULP	.	.	.	.	.	.	.	.	.	.
1.411	UNBLEACHED NON-CONIFEROUS SULPHITE PULP	.	.	.	.	.	.	.	.	.	.
1.412	UNBLEACHED CONIFEROUS SULPHITE PULP	.	.	.	.	.	.	.	.	.	.
1.42	BLEACHED SULPHITE PULP	67	23	59	23	59	23	59	23	59	59
1.421	BLEACHED NON-CONIFEROUS SULPHITE PULP	17	0	15	0	15	0	15	0	15	15
1.422	BLEACHED CONIFEROUS SULPHITE PULP	50	23	44	23	44	23	44	23	44	44
1.43	UNBLEACHED SULPHATE PULP	3083	315	3083	315	3083	315	3083	315	3083	3083
1.431	UNBLEACHED NON-CONIFEROUS SULPHATE PULP	617	30	617	30	617	30	617	30	617	617
1.432	UNBLEACHED CONIFEROUS SULPHATE PULP	2466	285	2466	285	2466	285	2466	285	2466	2466
1.44	BLEACHED SULPHATE+SODA PULP	5388	455	6038	455	6432	455	6816	455	6816	6816
1.441	BLEACHED NON-CONIFEROUS SULPHATE+SODA PULP	4434	431	4934	431	5383	431	5767	431	5767	5767
1.442	BLEACHED CONIFEROUS SULPHATE+SODA PULP	954	24	1104	24	1049	24	1049	24	1049	1049
2	PULP OF OTHER FIBRE FOR PAPER AND BOARD	4	4	4	4	4	4	4	4	4	4
2.1	PULP OF STRAW	0	0	0	0	0	0	0	0	0	0
2.2	PULP OF BAGASSE	0	0	0	0	0	0	0	0	0	0
2.3	PULP OF BAMBOO	0	0	0	0	0	0	0	0	0	0
2.4	PULP OF OTHER FIBRE	4	4	4	4	4	4	4	4	4	4
3	DISSOLVING PULP,WOOD+OTHER RAW MATERIALS	325	319	325	319	325	319	325	319	325	325
3.1	NON-CONIFEROUS DISSOLVING PULP	228	223	228	223	228	223	228	223	228	228
3.2	CONIFEROUS DISSOLVING PULP	97	96	97	96	97	96	97	96	97	97

		1988	1989	1990	1991	1992	1993
		TOTAL CAPACITY IN 1000 METRIC TONS PER YEAR					
4	PAPER AND PAPERBOARD	27143	28534	29805	30480	31014	31554
4.1	NEWSPRINT	3208	3431	3709	3784	3859	3936
4.2	OTHER PRINTING AND WRITING PAPER	7986	8720	9375	9665	9803	9944
4.21	COATED PRINTING AND WRITING PAPER	3150	3471	3698	3773	3793	3814
4.211	COATED WOOD CONTAINING PRINT&WRITING PAPER	.	.	.	.	.	.
4.212	COATED WOODFREE PRINTING & WRITING PAPER	.	.	.	.	.	.
4.22	UNCOATED PRINTING AND WRITING PAPER	4836	5249	5677	5892	6010	6130
4.221	UNCOATED WOOD CONTAINING PRINT&WRIT PAPER	2343	2434	2491	2541	2592	2644
4.222	UNCOATED WOODFREE PRINTING & WRIT PAPER	2493	2815	3186	3351	3418	3486
4.3	OTHER PAPER AND PAPERBOARD	15949	16383	16721	17031	17352	17674
4.31	HOUSEHOLD AND SANITARY PAPER	1390	1441	1492	1522	1553	1584
4.32	WRAPPING AND PACKAGING PAPER AND BOARD	11461	11696	11915	12129	12351	12573
4.321	LINERBOARD	4935	5034	5134	5237	5342	5449
4.3211	KRAFT LINER	2652	2705	2759	2814	2871	2928
4.32111	UNBLEACHED KRAFT LINER	.	.	.	.	.	.
4.32112	BLEACHED KRAFT LINER	.	.	.	.	.	.
4.3212	OTHER LINERBOARD	2283	2329	2375	2423	2471	2521
4.322	FLUTING MEDIUM	3078	3119	3203	3266	3332	3398
4.3221	SEMI-CHEMICAL FLUTING MEDIUM	1438	1467	1496	1526	1557	1588
4.3222	OTHER FLUTING MEDIUM	1640	1672	1707	1740	1775	1810
4.323	KRAFT WRAPPING AND PACKAGING	1209	1261	1293	1319	1346	1372
4.3231	SACK KRAFT	558	569	581	592	604	616
4.3232	OTHER KRAFT WRAPPING AND PACKAGING	651	692	712	727	742	756
4.324	FOLDING BOXBOARD	1777	1795	1813	1831	1849	1868
4.3241	PULP BASED FOLDING BOXBOARD	722	729	737	744	751	759
4.32411	BLEACHED CHEMICAL PULP FOLDING BOXBOARD	.	.	.	.	.	.
4.32412	OTHER PULP BASED FOLDING BOXBOARD	.	.	.	.	.	.
4.3242	WASTE PAPER BASED FOLDING BOXBOARD	1055	1066	1076	1087	1098	1109
4.325	OTHER WRAPPING AND PACKAGING N.E.S.	462	467	472	476	482	486
4.3251	OTHER WRAPPING PAPER	16	17	17	17	18	18
4.3252	OTHER PACKAGING PAPERBOARD	446	450	455	459	464	468
4.33	OTHER PAPER AND PAPERBOARD N.E.S. TOTAL	3098	3246	3314	3380	3448	3517
4.331	OTHER PAPER N.E.S.	1792	1914	1955	1994	2034	2075
4.332	OTHER PAPERBOARD N.E.S.	1306	1332	1359	1386	1414	1442

JORDAN

	PROCESS	1988 TOTAL CAPA-CITY	1988 OF WHICH MARKET PULP	1989 TOTAL CAPA-CITY	1989 OF WHICH MARKET PULP	1990 TOTAL CAPA-CITY	1990 OF WHICH MARKET PULP	1991 TOTAL CAPA-CITY	1991 OF WHICH MARKET PULP	1992 TOTAL CAPA-CITY	1993 TOTAL CAPA-CITY
		1000 METRIC TONS (AIR DRY) PER YEAR									
1	WOOD PULP FOR PAPER AND PAPERBOARD	0	0	0	0	0	0	0	0	0	0
1.1	MECHANICAL PULP	0	0	0	0	0	0	0	0	0	0
1.11	MECHANICAL NON-CONIFEROUS PULP	0	0	0	0	0	0	0	0	0	0
1.12	MECHANICAL CONIFEROUS PULP	0	0	0	0	0	0	0	0	0	0
1.2	THERMO-MECHANICAL PULP	0	0	0	0	0	0	0	0	0	0
1.21	THERMO-MECHANICAL NON-CONIFEROUS PULP	0	0	0	0	0	0	0	0	0	0
1.22	THERMO-MECHANICAL CONIFEROUS PULP	0	0	0	0	0	0	0	0	0	0
1.3	SEMI-CHEMICAL PULP	0	0	0	0	0	0	0	0	0	0
1.31	SEMI-CHEMICAL NON-CONIFEROUS PULP	0	0	0	0	0	0	0	0	0	0
1.32	SEMI-CHEMICAL CONIFEROUS PULP	0	0	0	0	0	0	0	0	0	0
1.4	CHEMICAL PULP TOTAL	0	0	0	0	0	0	0	0	0	0
1.41	UNBLEACHED SULPHITE PULP	0	0	0	0	0	0	0	0	0	0
1.411	UNBLEACHED NON-CONIFEROUS SULPHITE PULP	0	0	0	0	0	0	0	0	0	0
1.412	UNBLEACHED CONIFEROUS SULPHITE PULP	0	0	0	0	0	0	0	0	0	0
1.42	BLEACHED SULPHITE PULP	0	0	0	0	0	0	0	0	0	0
1.421	BLEACHED NON-CONIFEROUS SULPHITE PULP	0	0	0	0	0	0	0	0	0	0
1.422	BLEACHED CONIFEROUS SULPHITE PULP	0	0	0	0	0	0	0	0	0	0
1.43	UNBLEACHED SULPHATE PULP	0	0	0	0	0	0	0	0	0	0
1.431	UNBLEACHED NON-CONIFEROUS SULPHATE PULP	0	0	0	0	0	0	0	0	0	0
1.432	UNBLEACHED CONIFEROUS SULPHATE PULP	0	0	0	0	0	0	0	0	0	0
1.44	BLEACHED SULPHATE+SODA PULP	0	0	0	0	0	0	0	0	0	0
1.441	BLEACHED NON-CONIFEROUS SULPHATE+SODA PULP	0	0	0	0	0	0	0	0	0	0
1.442	BLEACHED CONIFEROUS SULPHATE+SODA PULP	0	0	0	0	0	0	0	0	0	0
2	PULP OF OTHER FIBRE FOR PAPER AND BOARD	0	0	0	0	0	0	0	0	0	0
2.1	PULP OF STRAW	0	0	0	0	0	0	0	0	0	0
2.2	PULP OF BAGASSE	0	0	0	0	0	0	0	0	0	0
2.3	PULP OF BAMBOO	0	0	0	0	0	0	0	0	0	0
2.4	PULP OF OTHER FIBRE	0	0	0	0	0	0	0	0	0	0
3	DISSOLVING PULP, WOOD+OTHER RAW MATERIALS	0	0	0	0	0	0	0	0	0	0
3.1	NON-CONIFEROUS DISSOLVING PULP	0	0	0	0	0	0	0	0	0	0
3.2	CONIFEROUS DISSOLVING PULP	0	0	0	0	0	0	0	0	0	0

		1988	1989	1990	1991	1992	1993
		TOTAL CAPACITY IN 1000 METRIC TONS PER YEAR					
4	PAPER AND PAPERBOARD	16	17	17	17	17	17
4.1	NEWSPRINT	0	0	0	0	0	0
4.2	OTHER PRINTING AND WRITING PAPER	0	0	0	0	0	0
4.21	COATED PRINTING AND WRITING PAPER	0	0	0	0	0	0
4.211	COATED WOOD CONTAINING PRINT&WRITING PAPER	0	0	0	0	0	0
4.212	COATED WOODFREE PRINTING & WRITING PAPER	0	0	0	0	0	0
4.22	UNCOATED PRINTING AND WRITING PAPER	0	0	0	0	0	0
4.221	UNCOATED WOOD CONTAINING PRINT&WRIT PAPER	0	0	0	0	0	0
4.222	UNCOATED WOODFREE PRINTING & WRIT PAPER	0	0	0	0	0	0
4.3	OTHER PAPER AND PAPERBOARD	16	17	17	17	17	17
4.31	HOUSEHOLD AND SANITARY PAPER	8	7	7	7	7	7
4.32	WRAPPING AND PACKAGING PAPER AND BOARD	7	8	8	8	8	8
4.321	LINERBOARD	0	0	0	0	0	0
4.3211	KRAFT LINER	0	0	0	0	0	0
4.32111	UNBLEACHED KRAFT LINER	0	0	0	0	0	0
4.32112	BLEACHED KRAFT LINER	0	0	0	0	0	0
4.3212	OTHER LINERBOARD	0	0	0	0	0	0
4.322	FLUTING MEDIUM	7	8	8	8	8	8
4.3221	SEMI-CHEMICAL FLUTING MEDIUM	0	0	0	0	0	0
4.3222	OTHER FLUTING MEDIUM	7	8	8	8	8	8
4.323	KRAFT WRAPPING AND PACKAGING	0	0	0	0	0	0
4.3231	SACK KRAFT	0	0	0	0	0	0
4.3232	OTHER KRAFT WRAPPING AND PACKAGING	0	0	0	0	0	0
4.324	FOLDING BOXBOARD	0	0	0	0	0	0
4.3241	PULP BASED FOLDING BOXBOARD	0	0	0	0	0	0
4.32411	BLEACHED CHEMICAL PULP FOLDING BOXBOARD	0	0	0	0	0	0
4.32412	OTHER PULP BASED FOLDING BOXBOARD	0	0	0	0	0	0
4.3242	WASTE PAPER BASED FOLDING BOXBOARD	0	0	0	0	0	0
4.325	OTHER WRAPPING AND PACKAGING N.E.S.	0	0	0	0	0	0
4.3251	OTHER WRAPPING PAPER	0	0	0	0	0	0
4.3252	OTHER PACKAGING PAPERBOARD	0	0	0	0	0	0
4.33	OTHER PAPER AND PAPERBOARD N.E.S. TOTAL	1	2	2	2	2	2
4.331	OTHER PAPER N.E.S.	0	0	0	0	0	0
4.332	OTHER PAPERBOARD N.E.S.	1	2	2	2	2	2

KAMPUCHEA, DEMOCRATIC

	PROCESS	1988 TOTAL CAPACITY	1988 OF WHICH MARKET PULP	1989 TOTAL CAPACITY	1989 OF WHICH MARKET PULP	1990 TOTAL CAPACITY	1990 OF WHICH MARKET PULP	1991 TOTAL CAPACITY	1991 OF WHICH MARKET PULP	1992 TOTAL CAPACITY	1993 TOTAL CAPACITY
		1000 METRIC TONS (AIR DRY) PER YEAR									
1	WOOD PULP FOR PAPER AND PAPERBOARD	0	0	0	0	0	0	0	0	0	0
1.1	MECHANICAL PULP	0	0	0	0	0	0	0	0	0	0
1.11	MECHANICAL NON-CONIFEROUS PULP	0	0	0	0	0	0	0	0	0	0
1.12	MECHANICAL CONIFEROUS PULP	0	0	0	0	0	0	0	0	0	0
1.2	THERMO-MECHANICAL PULP	0	0	0	0	0	0	0	0	0	0
1.21	THERMO-MECHANICAL NON-CONIFEROUS PULP	0	0	0	0	0	0	0	0	0	0
1.22	THERMO-MECHANICAL CONIFEROUS PULP	0	0	0	0	0	0	0	0	0	0
1.3	SEMI-CHEMICAL PULP	0	0	0	0	0	0	0	0	0	0
1.31	SEMI-CHEMICAL NON-CONIFEROUS PULP	0	0	0	0	0	0	0	0	0	0
1.32	SEMI-CHEMICAL CONIFEROUS PULP	0	0	0	0	0	0	0	0	0	0
1.4	CHEMICAL PULP TOTAL	0	0	0	0	0	0	0	0	0	0
1.41	UNBLEACHED SULPHITE PULP	0	0	0	0	0	0	0	0	0	0
1.411	UNBLEACHED NON-CONIFEROUS SULPHITE PULP	0	0	0	0	0	0	0	0	0	0
1.412	UNBLEACHED CONIFEROUS SULPHITE PULP	0	0	0	0	0	0	0	0	0	0
1.42	BLEACHED SULPHITE PULP	0	0	0	0	0	0	0	0	0	0
1.421	BLEACHED NON-CONIFEROUS SULPHITE PULP	0	0	0	0	0	0	0	0	0	0
1.422	BLEACHED CONIFEROUS SULPHITE PULP	0	0	0	0	0	0	0	0	0	0
1.43	UNBLEACHED SULPHATE PULP	0	0	0	0	0	0	0	0	0	0
1.431	UNBLEACHED NON-CONIFEROUS SULPHATE PULP	0	0	0	0	0	0	0	0	0	0
1.432	UNBLEACHED CONIFEROUS SULPHATE PULP	0	0	0	0	0	0	0	0	0	0
1.44	BLEACHED SULPHATE+SODA PULP	0	0	0	0	0	0	0	0	0	0
1.441	BLEACHED NON-CONIFEROUS SULPHATE+SODA PULP	0	0	0	0	0	0	0	0	0	0
1.442	BLEACHED CONIFEROUS SULPHATE+SODA PULP	0	0	0	0	0	0	0	0	0	0
2	PULP OF OTHER FIBRE FOR PAPER AND BOARD	6	0	6	0	6	0	6	0	6	6
2.1	PULP OF STRAW	5	0	5	0	5	0	5	0	5	5
2.2	PULP OF BAGASSE	0	0	0	0	0	0	0	0	0	0
2.3	PULP OF BAMBOO	1	0	1	0	1	0	1	0	1	1
2.4	PULP OF OTHER FIBRE	0	0	0	0	0	0	0	0	0	0
3	DISSOLVING PULP,WOOD+OTHER RAW MATERIALS	0	0	0	0	0	0	0	0	0	0
3.1	NON-CONIFEROUS DISSOLVING PULP	0	0	0	0	0	0	0	0	0	0
3.2	CONIFEROUS DISSOLVING PULP	0	0	0	0	0	0	0	0	0	0

	PROCESS	1988	1989	1990	1991	1992	1993
		TOTAL CAPACITY IN 1000 METRIC TONS PER YEAR					
4	PAPER AND PAPERBOARD	5	5	5	5	5	5
4.1	NEWSPRINT	0	0	0	0	0	0
4.2	OTHER PRINTING AND WRITING PAPER	3	3	3	3	3	3
4.21	COATED PRINTING AND WRITING PAPER	0	0	0	0	0	0
4.211	COATED WOOD CONTAINING PRINT&WRITING PAPER	0	0	0	0	0	0
4.212	COATED WOODFREE PRINTING & WRITING PAPER	0	0	0	0	0	0
4.22	UNCOATED PRINTING AND WRITING PAPER	3	3	3	3	3	3
4.221	UNCOATED WOOD CONTAINING PRINT&WRIT PAPER	0	0	0	0	0	0
4.222	UNCOATED WOODFREE PRINTING & WRIT PAPER	3	3	3	3	3	3
4.3	OTHER PAPER AND PAPERBOARD	2	2	2	2	2	2
4.31	HOUSEHOLD AND SANITARY PAPER	0	0	0	0	0	0
4.32	WRAPPING AND PACKAGING PAPER AND BOARD	2	2	2	2	2	2
4.321	LINERBOARD	0	0	0	0	0	0
4.3211	KRAFT LINER	0	0	0	0	0	0
4.32111	UNBLEACHED KRAFT LINER	0	0	0	0	0	0
4.32112	BLEACHED KRAFT LINER	0	0	0	0	0	0
4.3212	OTHER LINERBOARD	0	0	0	0	0	0
4.322	FLUTING MEDIUM	0	0	0	0	0	0
4.3221	SEMI-CHEMICAL FLUTING MEDIUM	0	0	0	0	0	0
4.3222	OTHER FLUTING MEDIUM	0	0	0	0	0	0
4.323	KRAFT WRAPPING AND PACKAGING	0	0	0	0	0	0
4.3231	SACK KRAFT	0	0	0	0	0	0
4.3232	OTHER KRAFT WRAPPING AND PACKAGING	0	0	0	0	0	0
4.324	FOLDING BOXBOARD	0	0	0	0	0	0
4.3241	PULP BASED FOLDING BOXBOARD	0	0	0	0	0	0
4.32411	BLEACHED CHEMICAL PULP FOLDING BOXBOARD	0	0	0	0	0	0
4.32412	OTHER PULP BASED FOLDING BOXBOARD	0	0	0	0	0	0
4.3242	WASTE PAPER BASED FOLDING BOXBOARD	0	0	0	0	0	0
4.325	OTHER WRAPPING AND PACKAGING N.E.S.	2	2	2	2	2	2
4.3251	OTHER WRAPPING PAPER	2	2	2	2	2	2
4.3252	OTHER PACKAGING PAPERBOARD	0	0	0	0	0	0
4.33	OTHER PAPER AND PAPERBOARD N.E.S. TOTAL	0	0	0	0	0	0
4.331	OTHER PAPER N.E.S.	0	0	0	0	0	0
4.332	OTHER PAPERBOARD N.E.S.	0	0	0	0	0	0

*)

KOREA, DEM. PEOPLE'S REP.

	PROCESS	1988 TOTAL CAPACITY	1988 OF WHICH MARKET PULP	1989 TOTAL CAPACITY	1989 OF WHICH MARKET PULP	1990 TOTAL CAPACITY	1990 OF WHICH MARKET PULP	1991 TOTAL CAPACITY	1991 OF WHICH MARKET PULP	1992 TOTAL CAPACITY	1993 TOTAL CAPACITY
		1000 METRIC TONS (AIR DRY) PER YEAR									
1	WOOD PULP FOR PAPER AND PAPERBOARD	56	0	56	0	56	0	56	0	56	56
1.1	MECHANICAL PULP	13	0	13	0	13	0	13	0	13	13
1.11	MECHANICAL NON-CONIFEROUS PULP	.	0	.	0	.	0	.	0	.	.
1.12	MECHANICAL CONIFEROUS PULP	.	0	.	0	.	0	.	0	.	.
1.2	THERMO-MECHANICAL PULP	0	0	0	0	0	0	0	0	0	0
1.21	THERMO-MECHANICAL NON-CONIFEROUS PULP	0	0	0	0	0	0	0	0	0	0
1.22	THERMO-MECHANICAL CONIFEROUS PULP	0	0	0	0	0	0	0	0	0	0
1.3	SEMI-CHEMICAL PULP	0	0	0	0	0	0	0	0	0	0
1.31	SEMI-CHEMICAL NON-CONIFEROUS PULP	0	0	0	0	0	0	0	0	0	0
1.32	SEMI-CHEMICAL CONIFEROUS PULP	0	0	0	0	0	0	0	0	0	0
1.4	CHEMICAL PULP TOTAL	43	0	43	0	43	0	43	0	43	43
1.41	UNBLEACHED SULPHITE PULP	.	0	.	0	.	0	.	0	.	.
1.411	UNBLEACHED NON-CONIFEROUS SULPHITE PULP	.	0	.	0	.	0	.	0	.	.
1.412	UNBLEACHED CONIFEROUS SULPHITE PULP	.	0	.	0	.	0	.	0	.	.
1.42	BLEACHED SULPHITE PULP	.	0	.	0	.	0	.	0	.	.
1.421	BLEACHED NON-CONIFEROUS SULPHITE PULP	.	0	.	0	.	0	.	0	.	.
1.422	BLEACHED CONIFEROUS SULPHITE PULP	.	0	.	0	.	0	.	0	.	.
1.43	UNBLEACHED SULPHATE PULP	.	0	.	0	.	0	.	0	.	.
1.431	UNBLEACHED NON-CONIFEROUS SULPHATE PULP	.	0	.	0	.	0	.	0	.	.
1.432	UNBLEACHED CONIFEROUS SULPHATE PULP	.	0	.	0	.	0	.	0	.	.
1.44	BLEACHED SULPHATE+SODA PULP	43	0	43	0	43	0	43	0	43	43
1.441	BLEACHED NON-CONIFEROUS SULPHATE+SODA PULP	.	0	.	0	.	0	.	0	.	.
1.442	BLEACHED CONIFEROUS SULPHATE+SODA PULP	.	0	.	0	.	0	.	0	.	.
2	PULP OF OTHER FIBRE FOR PAPER AND BOARD	50	0	50	0	50	0	50	0	50	50
2.1	PULP OF STRAW	0	0	0	0	0	0	0	0	0	0
2.2	PULP OF BAGASSE	0	0	0	0	0	0	0	0	0	0
2.3	PULP OF BAMBOO	0	0	0	0	0	0	0	0	0	0
2.4	PULP OF OTHER FIBRE	50	0	50	0	50	0	50	0	50	50
3	DISSOLVING PULP,WOOD+OTHER RAW MATERIALS	0	0	0	0	0	0	0	0	0	0
3.1	NON-CONIFEROUS DISSOLVING PULP	0	0	0	0	0	0	0	0	0	0
3.2	CONIFEROUS DISSOLVING PULP	0	0	0	0	0	0	0	0	0	0

		1988	1989	1990	1991	1992	1993
		TOTAL CAPACITY IN 1000 METRIC TONS PER YEAR					
4	PAPER AND PAPERBOARD	140	140	140	140	140	140
4.1	NEWSPRINT	0	0	0	0	0	0
4.2	OTHER PRINTING AND WRITING PAPER	30	30	30	30	30	30
4.21	COATED PRINTING AND WRITING PAPER	.	.	.	.	.	.
4.211	COATED WOOD CONTAINING PRINT&WRITING PAPER	.	.	.	.	.	.
4.212	COATED WOODFREE PRINTING & WRITING PAPER	.	.	.	.	.	.
4.22	UNCOATED PRINTING AND WRITING PAPER	.	.	.	.	.	.
4.221	UNCOATED WOOD CONTAINING PRINT&WRIT PAPER	.	.	.	.	.	.
4.222	UNCOATED WOODFREE PRINTING & WRIT PAPER	.	.	.	.	.	.
4.3	OTHER PAPER AND PAPERBOARD	110	110	110	110	110	110
4.31	HOUSEHOLD AND SANITARY PAPER	.	.	.	.	.	.
4.32	WRAPPING AND PACKAGING PAPER AND BOARD	.	.	.	.	.	.
4.321	LINERBOARD	.	.	.	.	.	.
4.3211	KRAFT LINER	.	.	.	.	.	.
4.32111	UNBLEACHED KRAFT LINER	.	.	.	.	.	.
4.32112	BLEACHED KRAFT LINER	.	.	.	.	.	.
4.3212	OTHER LINERBOARD	.	.	.	.	.	.
4.322	FLUTING MEDIUM	.	.	.	.	.	.
4.3221	SEMI-CHEMICAL FLUTING MEDIUM	.	.	.	.	.	.
4.3222	OTHER FLUTING MEDIUM	.	.	.	.	.	.
4.323	KRAFT WRAPPING AND PACKAGING	.	.	.	.	.	.
4.3231	SACK KRAFT	.	.	.	.	.	.
4.3232	OTHER KRAFT WRAPPING AND PACKAGING	.	.	.	.	.	.
4.324	FOLDING BOXBOARD	.	.	.	.	.	.
4.3241	PULP BASED FOLDING BOXBOARD	.	.	.	.	.	.
4.32411	BLEACHED CHEMICAL PULP FOLDING BOXBOARD	.	.	.	.	.	.
4.32412	OTHER PULP BASED FOLDING BOXBOARD	.	.	.	.	.	.
4.3242	WASTE PAPER BASED FOLDING BOXBOARD	.	.	.	.	.	.
4.325	OTHER WRAPPING AND PACKAGING N.E.S.	.	.	.	.	.	.
4.3251	OTHER WRAPPING PAPER	.	.	.	.	.	.
4.3252	OTHER PACKAGING PAPERBOARD	.	.	.	.	.	.
4.33	OTHER PAPER AND PAPERBOARD N.E.S. TOTAL	.	.	.	.	.	.
4.331	OTHER PAPER N.E.S.	.	.	.	.	.	.
4.332	OTHER PAPERBOARD N.E.S.	.	.	.	.	.	.

*)

KOREA, REPUBLIC OF

	PROCESS	1988 TOTAL CAPACITY	1988 OF WHICH MARKET PULP	1989 TOTAL CAPACITY	1989 OF WHICH MARKET PULP	1990 TOTAL CAPACITY	1990 OF WHICH MARKET PULP	1991 TOTAL CAPACITY	1991 OF WHICH MARKET PULP	1992 TOTAL CAPACITY	1993 TOTAL CAPACITY
		1000 METRIC TONS (AIR DRY) PER YEAR									
1	WOOD PULP FOR PAPER AND PAPERBOARD	390	140	390	140	390	140	390	140	590	590
1.1	MECHANICAL PULP	250	0	250	0	250	0	250	0	250	250
1.11	MECHANICAL NON-CONIFEROUS PULP	-	-	-	-	-	-	-	-	-	-
1.12	MECHANICAL CONIFEROUS PULP	-	-	-	-	-	-	-	-	-	-
1.2	THERMO-MECHANICAL PULP	0	0	0	0	0	0	0	0	0	0
1.21	THERMO-MECHANICAL NON-CONIFEROUS PULP	0	0	0	0	0	0	0	0	0	0
1.22	THERMO-MECHANICAL CONIFEROUS PULP	0	0	0	0	0	0	0	0	0	0
1.3	SEMI-CHEMICAL PULP	0	0	0	0	0	0	0	0	0	0
1.31	SEMI-CHEMICAL NON-CONIFEROUS PULP	0	0	0	0	0	0	0	0	0	0
1.32	SEMI-CHEMICAL CONIFEROUS PULP	0	0	0	0	0	0	0	0	0	0
1.4	CHEMICAL PULP TOTAL	140	140	140	140	140	140	140	140	340	340
1.41	UNBLEACHED SULPHITE PULP	0	0	0	0	0	0	0	0	0	0
1.411	UNBLEACHED NON-CONIFEROUS SULPHITE PULP	0	0	0	0	0	0	0	0	0	0
1.412	UNBLEACHED CONIFEROUS SULPHITE PULP	0	0	0	0	0	0	0	0	0	0
1.42	BLEACHED SULPHITE PULP	0	0	0	0	0	0	0	0	0	0
1.421	BLEACHED NON-CONIFEROUS SULPHITE PULP	0	0	0	0	0	0	0	0	0	0
1.422	BLEACHED CONIFEROUS SULPHITE PULP	0	0	0	0	0	0	0	0	0	0
1.43	UNBLEACHED SULPHATE PULP	0	0	0	0	0	0	0	0	0	0
1.431	UNBLEACHED NON-CONIFEROUS SULPHATE PULP	0	0	0	0	0	0	0	0	0	0
1.432	UNBLEACHED CONIFEROUS SULPHATE PULP	0	0	0	0	0	0	0	0	0	0
1.44	BLEACHED SULPHATE+SODA PULP	140	140	140	140	140	140	140	140	340	340
1.441	BLEACHED NON-CONIFEROUS SULPHATE+SODA PULP	-	-	-	-	-	-	-	-	-	-
1.442	BLEACHED CONIFEROUS SULPHATE+SODA PULP	-	-	-	-	-	-	-	-	-	-
2	PULP OF OTHER FIBRE FOR PAPER AND BOARD	0	0	0	0	0	0	0	0	0	0
2.1	PULP OF STRAW	0	0	0	0	0	0	0	0	0	0
2.2	PULP OF BAGASSE	0	0	0	0	0	0	0	0	0	0
2.3	PULP OF BAMBOO	0	0	0	0	0	0	0	0	0	0
2.4	PULP OF OTHER FIBRE	0	0	0	0	0	0	0	0	0	0
3	DISSOLVING PULP, WOOD+OTHER RAW MATERIALS	0	0	0	0	0	0	0	0	0	0
3.1	NON-CONIFEROUS DISSOLVING PULP	0	0	0	0	0	0	0	0	0	0
3.2	CONIFEROUS DISSOLVING PULP	0	0	0	0	0	0	0	0	0	0

		1988	1989	1990	1991	1992	1993
		TOTAL CAPACITY IN 1000 METRIC TONS PER YEAR					
4	PAPER AND PAPERBOARD	4112	4699	4959	4959	4959	4959
4.1	NEWSPRINT	386	429	566	566	566	566
4.2	OTHER PRINTING AND WRITING PAPER	832	931	988	988	988	988
4.21	COATED PRINTING AND WRITING PAPER	316	363	385	385	385	385
4.211	COATED WOOD CONTAINING PRINT&WRITING PAPER	0	0	0	0	0	0
4.212	COATED WOODFREE PRINTING & WRITING PAPER	316	363	385	385	385	385
4.22	UNCOATED PRINTING AND WRITING PAPER	516	568	603	603	603	603
4.221	UNCOATED WOOD CONTAINING PRINT&WRIT PAPER	-	-	-	-	-	-
4.222	UNCOATED WOODFREE PRINTING & WRIT PAPER	-	-	-	-	-	-
4.3	OTHER PAPER AND PAPERBOARD	2894	3339	3405	3405	3405	3405
4.31	HOUSEHOLD AND SANITARY PAPER	148	183	205	205	205	205
4.32	WRAPPING AND PACKAGING PAPER AND BOARD	2570	2975	3018	3018	3018	3018
4.321	LINERBOARD	980	1192	1196	1196	1196	1196
4.3211	KRAFT LINER	-	-	-	-	-	-
4.32111	UNBLEACHED KRAFT LINER	-	-	-	-	-	-
4.32112	BLEACHED KRAFT LINER	-	-	-	-	-	-
4.3212	OTHER LINERBOARD	-	-	-	-	-	-
4.322	FLUTING MEDIUM	616	676	676	676	676	676
4.3221	SEMI-CHEMICAL FLUTING MEDIUM	0	0	0	0	0	0
4.3222	OTHER FLUTING MEDIUM	616	676	676	676	676	676
4.323	KRAFT WRAPPING AND PACKAGING	229	229	229	229	229	229
4.3231	SACK KRAFT	229	229	229	229	229	229
4.3232	OTHER KRAFT WRAPPING AND PACKAGING	-	-	-	-	-	-
4.324	FOLDING BOXBOARD	628	761	800	800	800	800
4.3241	PULP BASED FOLDING BOXBOARD	-	-	-	-	-	-
4.32411	BLEACHED CHEMICAL PULP FOLDING BOXBOARD	-	-	-	-	-	-
4.32412	OTHER PULP BASED FOLDING BOXBOARD	-	-	-	-	-	-
4.3242	WASTE PAPER BASED FOLDING BOXBOARD	628	761	800	800	800	800
4.325	OTHER WRAPPING AND PACKAGING N.E.S.	117	117	117	117	117	117
4.3251	OTHER WRAPPING PAPER	0	0	0	0	0	0
4.3252	OTHER PACKAGING PAPERBOARD	117	117	117	117	117	117
4.33	OTHER PAPER AND PAPERBOARD N.E.S. TOTAL	176	181	182	182	182	182
4.331	OTHER PAPER N.E.S.	176	181	182	182	182	182
4.332	OTHER PAPERBOARD N.E.S.	0	0	0	0	0	0

LEBANON

	PROCESS	1988 TOTAL CAPACITY	1988 OF WHICH MARKET PULP	1989 TOTAL CAPACITY	1989 OF WHICH MARKET PULP	1990 TOTAL CAPACITY	1990 OF WHICH MARKET PULP	1991 TOTAL CAPACITY	1991 OF WHICH MARKET PULP	1992 TOTAL CAPACITY	1993 TOTAL CAPACITY
		1000 METRIC TONS (AIR DRY) PER YEAR									
1	WOOD PULP FOR PAPER AND PAPERBOARD	0	0	0	0	0	0	0	0	0	0
1.1	MECHANICAL PULP	0	0	0	0	0	0	0	0	0	0
1.11	MECHANICAL NON-CONIFEROUS PULP	0	0	0	0	0	0	0	0	0	0
1.12	MECHANICAL CONIFEROUS PULP	0	0	0	0	0	0	0	0	0	0
1.2	THERMO-MECHANICAL PULP	0	0	0	0	0	0	0	0	0	0
1.21	THERMO-MECHANICAL NON-CONIFEROUS PULP	0	0	0	0	0	0	0	0	0	0
1.22	THERMO-MECHANICAL CONIFEROUS PULP	0	0	0	0	0	0	0	0	0	0
1.3	SEMI-CHEMICAL PULP	0	0	0	0	0	0	0	0	0	0
1.31	SEMI-CHEMICAL NON-CONIFEROUS PULP	0	0	0	0	0	0	0	0	0	0
1.32	SEMI-CHEMICAL CONIFEROUS PULP	0	0	0	0	0	0	0	0	0	0
1.4	CHEMICAL PULP TOTAL	0	0	0	0	0	0	0	0	0	0
1.41	UNBLEACHED SULPHITE PULP	0	0	0	0	0	0	0	0	0	0
1.411	UNBLEACHED NON-CONIFEROUS SULPHITE PULP	0	0	0	0	0	0	0	0	0	0
1.412	UNBLEACHED CONIFEROUS SULPHITE PULP	0	0	0	0	0	0	0	0	0	0
1.42	BLEACHED SULPHITE PULP	0	0	0	0	0	0	0	0	0	0
1.421	BLEACHED NON-CONIFEROUS SULPHITE PULP	0	0	0	0	0	0	0	0	0	0
1.422	BLEACHED CONIFEROUS SULPHITE PULP	0	0	0	0	0	0	0	0	0	0
1.43	UNBLEACHED SULPHATE PULP	0	0	0	0	0	0	0	0	0	0
1.431	UNBLEACHED NON-CONIFEROUS SULPHATE PULP	0	0	0	0	0	0	0	0	0	0
1.432	UNBLEACHED CONIFEROUS SULPHATE PULP	0	0	0	0	0	0	0	0	0	0
1.44	BLEACHED SULPHATE+SODA PULP	0	0	0	0	0	0	0	0	0	0
1.441	BLEACHED NON-CONIFEROUS SULPHATE+SODA PULP	0	0	0	0	0	0	0	0	0	0
1.442	BLEACHED CONIFEROUS SULPHATE+SODA PULP	0	0	0	0	0	0	0	0	0	0
2	PULP OF OTHER FIBRE FOR PAPER AND BOARD	0	0	0	0	0	0	0	0	0	0
2.1	PULP OF STRAW	0	0	0	0	0	0	0	0	0	0
2.2	PULP OF BAGASSE	0	0	0	0	0	0	0	0	0	0
2.3	PULP OF BAMBOO	0	0	0	0	0	0	0	0	0	0
2.4	PULP OF OTHER FIBRE	0	0	0	0	0	0	0	0	0	0
3	DISSOLVING PULP, WOOD+OTHER RAW MATERIALS	0	0	0	0	0	0	0	0	0	0
3.1	NON-CONIFEROUS DISSOLVING PULP	0	0	0	0	0	0	0	0	0	0
3.2	CONIFEROUS DISSOLVING PULP	0	0	0	0	0	0	0	0	0	0

		1988	1989	1990	1991	1992	1993
		TOTAL CAPACITY IN 1000 METRIC TONS PER YEAR					
4	PAPER AND PAPERBOARD	45	45	45	45	45	45
4.1	NEWSPRINT	0	0	0	0	0	0
4.2	OTHER PRINTING AND WRITING PAPER	0	0	0	0	0	0
4.21	COATED PRINTING AND WRITING PAPER	0	0	0	0	0	0
4.211	COATED WOOD CONTAINING PRINT&WRITING PAPER	0	0	0	0	0	0
4.212	COATED WOODFREE PRINTING & WRITING PAPER	0	0	0	0	0	0
4.22	UNCOATED PRINTING AND WRITING PAPER	0	0	0	0	0	0
4.221	UNCOATED WOOD CONTAINING PRINT&WRIT PAPER	0	0	0	0	0	0
4.222	UNCOATED WOODFREE PRINTING & WRIT PAPER	0	0	0	0	0	0
4.3	OTHER PAPER AND PAPERBOARD	45	45	45	45	45	45
4.31	HOUSEHOLD AND SANITARY PAPER	2	2	2	2	2	2
4.32	WRAPPING AND PACKAGING PAPER AND BOARD	43	43	43	43	43	43
4.321	LINERBOARD	0	0	0	0	0	0
4.3211	KRAFT LINER	0	0	0	0	0	0
4.32111	UNBLEACHED KRAFT LINER	0	0	0	0	0	0
4.32112	BLEACHED KRAFT LINER	0	0	0	0	0	0
4.3212	OTHER LINERBOARD	0	0	0	0	0	0
4.322	FLUTING MEDIUM	13	13	13	13	13	13
4.3221	SEMI-CHEMICAL FLUTING MEDIUM	-	-	-	-	-	-
4.3222	OTHER FLUTING MEDIUM	-	-	-	-	-	-
4.323	KRAFT WRAPPING AND PACKAGING	0	0	0	0	0	0
4.3231	SACK KRAFT	0	0	0	0	0	0
4.3232	OTHER KRAFT WRAPPING AND PACKAGING	0	0	0	0	0	0
4.324	FOLDING BOXBOARD	20	20	20	20	20	20
4.3241	PULP BASED FOLDING BOXBOARD	0	0	0	0	0	0
4.32411	BLEACHED CHEMICAL PULP FOLDING BOXBOARD	0	0	0	0	0	0
4.32412	OTHER PULP BASED FOLDING BOXBOARD	0	0	0	0	0	0
4.3242	WASTE PAPER BASED FOLDING BOXBOARD	20	20	20	20	20	20
4.325	OTHER WRAPPING AND PACKAGING N.E.S.	10	10	10	10	10	10
4.3251	OTHER WRAPPING PAPER	-	-	-	-	-	-
4.3252	OTHER PACKAGING PAPERBOARD	-	-	-	-	-	-
4.33	OTHER PAPER AND PAPERBOARD N.E.S. TOTAL	0	0	0	0	0	0
4.331	OTHER PAPER N.E.S.	0	0	0	0	0	0
4.332	OTHER PAPERBOARD N.E.S.	0	0	0	0	0	0

*)

MALAYSIA

	PROCESS	1988 TOTAL CAPACITY	1988 OF WHICH MARKET PULP	1989 TOTAL CAPACITY	1989 OF WHICH MARKET PULP	1990 TOTAL CAPACITY	1990 OF WHICH MARKET PULP	1991 TOTAL CAPACITY	1991 OF WHICH MARKET PULP	1992 TOTAL CAPACITY	1993 TOTAL CAPACITY
		1000 METRIC TONS (AIR DRY) PER YEAR									
1	WOOD PULP FOR PAPER AND PAPERBOARD	77	0	99	0	110	0	110	0	110	110
1.1	MECHANICAL PULP	0	0	0	0	0	0	0	0	0	0
1.11	MECHANICAL NON-CONIFEROUS PULP	0	0	0	0	0	0	0	0	0	0
1.12	MECHANICAL CONIFEROUS PULP	0	0	0	0	0	0	0	0	0	0
1.2	THERMO-MECHANICAL PULP	0	0	0	0	0	0	0	0	0	0
1.21	THERMO-MECHANICAL NON-CONIFEROUS PULP	0	0	0	0	0	0	0	0	0	0
1.22	THERMO-MECHANICAL CONIFEROUS PULP	0	0	0	0	0	0	0	0	0	0
1.3	SEMI-CHEMICAL PULP	77	0	99	0	110	0	110	0	110	110
1.31	SEMI-CHEMICAL NON-CONIFEROUS PULP	.	0	.	0	.	0	.	0	.	.
1.32	SEMI-CHEMICAL CONIFEROUS PULP	.	0	.	0	.	0	.	0	.	.
1.4	CHEMICAL PULP TOTAL	0	0	0	0	0	0	0	0	0	0
1.41	UNBLEACHED SULPHITE PULP	0	0	0	0	0	0	0	0	0	0
1.411	UNBLEACHED NON-CONIFEROUS SULPHITE PULP	0	0	0	0	0	0	0	0	0	0
1.412	UNBLEACHED CONIFEROUS SULPHITE PULP	0	0	0	0	0	0	0	0	0	0
1.42	BLEACHED SULPHITE PULP	0	0	0	0	0	0	0	0	0	0
1.421	BLEACHED NON-CONIFEROUS SULPHITE PULP	0	0	0	0	0	0	0	0	0	0
1.422	BLEACHED CONIFEROUS SULPHITE PULP	0	0	0	0	0	0	0	0	0	0
1.43	UNBLEACHED SULPHATE PULP	0	0	0	0	0	0	0	0	0	0
1.431	UNBLEACHED NON-CONIFEROUS SULPHATE PULP	0	0	0	0	0	0	0	0	0	0
1.432	UNBLEACHED CONIFEROUS SULPHATE PULP	0	0	0	0	0	0	0	0	0	0
1.44	BLEACHED SULPHATE+SODA PULP	0	0	0	0	0	0	0	0	0	0
1.441	BLEACHED NON-CONIFEROUS SULPHATE+SODA PULP	0	0	0	0	0	0	0	0	0	0
1.442	BLEACHED CONIFEROUS SULPHATE+SODA PULP	0	0	0	0	0	0	0	0	0	0
2	PULP OF OTHER FIBRE FOR PAPER AND BOARD	0	0	0	0	0	0	0	0	0	0
2.1	PULP OF STRAW	0	0	0	0	0	0	0	0	0	0
2.2	PULP OF BAGASSE	0	0	0	0	0	0	0	0	0	0
2.3	PULP OF BAMBOO	0	0	0	0	0	0	0	0	0	0
2.4	PULP OF OTHER FIBRE	0	0	0	0	0	0	0	0	0	0
3	DISSOLVING PULP, WOOD+OTHER RAW MATERIALS	0	0	0	0	0	0	0	0	0	0
3.1	NON-CONIFEROUS DISSOLVING PULP	0	0	0	0	0	0	0	0	0	0
3.2	CONIFEROUS DISSOLVING PULP	0	0	0	0	0	0	0	0	0	0

		1988	1989	1990	1991	1992	1993
		TOTAL CAPACITY IN 1000 METRIC TONS PER YEAR					
4	PAPER AND PAPERBOARD	164	263	330	414	414	414
4.1	NEWSPRINT	0	37	88	150	150	150
4.2	OTHER PRINTING AND WRITING PAPER	87	121	137	159	159	159
4.21	COATED PRINTING AND WRITING PAPER	0	9	12	17	17	17
4.211	COATED WOOD CONTAINING PRINT&WRITING PAPER	0	.	.	.	.	.
4.212	COATED WOODFREE PRINTING & WRITING PAPER	0	.	.	.	.	.
4.22	UNCOATED PRINTING AND WRITING PAPER	87	112	125	142	142	142
4.221	UNCOATED WOOD CONTAINING PRINT&WRIT PAPER	.	.	.	.	.	.
4.222	UNCOATED WOODFREE PRINTING & WRIT PAPER	.	.	.	.	.	.
4.3	OTHER PAPER AND PAPERBOARD	77	105	105	105	105	105
4.31	HOUSEHOLD AND SANITARY PAPER	21	41	41	41	41	41
4.32	WRAPPING AND PACKAGING PAPER AND BOARD	40	48	48	48	48	48
4.321	LINERBOARD	12	20	20	20	20	20
4.3211	KRAFT LINER	.	.	.	.	.	.
4.32111	UNBLEACHED KRAFT LINER	.	.	.	.	.	.
4.32112	BLEACHED KRAFT LINER	.	.	.	.	.	.
4.3212	OTHER LINERBOARD	.	.	.	.	.	.
4.322	FLUTING MEDIUM	9	9	9	9	9	9
4.3221	SEMI-CHEMICAL FLUTING MEDIUM	0	0	0	0	0	0
4.3222	OTHER FLUTING MEDIUM	9	9	9	9	9	9
4.323	KRAFT WRAPPING AND PACKAGING	0	0	0	0	0	0
4.3231	SACK KRAFT	0	0	0	0	0	0
4.3232	OTHER KRAFT WRAPPING AND PACKAGING	0	0	0	0	0	0
4.324	FOLDING BOXBOARD	14	14	14	14	14	14
4.3241	PULP BASED FOLDING BOXBOARD	0	0	0	0	0	0
4.32411	BLEACHED CHEMICAL PULP FOLDING BOXBOARD	0	0	0	0	0	0
4.32412	OTHER PULP BASED FOLDING BOXBOARD	0	0	0	0	0	0
4.3242	WASTE PAPER BASED FOLDING BOXBOARD	14	14	14	14	14	14
4.325	OTHER WRAPPING AND PACKAGING N.E.S.	5	5	5	5	5	5
4.3251	OTHER WRAPPING PAPER	.	.	.	.	.	.
4.3252	OTHER PACKAGING PAPERBOARD	.	.	.	.	.	.
4.33	OTHER PAPER AND PAPERBOARD N.E.S. TOTAL	16	16	16	16	16	16
4.331	OTHER PAPER N.E.S.	13	13	13	13	13	13
4.332	OTHER PAPERBOARD N.E.S.	3	3	3	3	3	3

*)

MONGOLIA

	PROCESS	1988 TOTAL CAPACITY	1988 OF WHICH MARKET PULP	1989 TOTAL CAPACITY	1989 OF WHICH MARKET PULP	1990 TOTAL CAPACITY	1990 OF WHICH MARKET PULP	1991 TOTAL CAPACITY	1991 OF WHICH MARKET PULP	1992 TOTAL CAPACITY	1993 TOTAL CAPACITY
		1000 METRIC TONS (AIR DRY) PER YEAR									
1	WOOD PULP FOR PAPER AND PAPERBOARD	0	0	0	0	0	0	0	0	0	0
1.1	MECHANICAL PULP	0	0	0	0	0	0	0	0	0	0
1.11	MECHANICAL NON-CONIFEROUS PULP	0	0	0	0	0	0	0	0	0	0
1.12	MECHANICAL CONIFEROUS PULP	0	0	0	0	0	0	0	0	0	0
1.2	THERMO-MECHANICAL PULP	0	0	0	0	0	0	0	0	0	0
1.21	THERMO-MECHANICAL NON-CONIFEROUS PULP	0	0	0	0	0	0	0	0	0	0
1.22	THERMO-MECHANICAL CONIFEROUS PULP	0	0	0	0	0	0	0	0	0	0
1.3	SEMI-CHEMICAL PULP	0	0	0	0	0	0	0	0	0	0
1.31	SEMI-CHEMICAL NON-CONIFEROUS PULP	0	0	0	0	0	0	0	0	0	0
1.32	SEMI-CHEMICAL CONIFEROUS PULP	0	0	0	0	0	0	0	0	0	0
1.4	CHEMICAL PULP TOTAL	0	0	0	0	0	0	0	0	0	0
1.41	UNBLEACHED SULPHITE PULP	0	0	0	0	0	0	0	0	0	0
1.411	UNBLEACHED NON-CONIFEROUS SULPHITE PULP	0	0	0	0	0	0	0	0	0	0
1.412	UNBLEACHED CONIFEROUS SULPHITE PULP	0	0	0	0	0	0	0	0	0	0
1.42	BLEACHED SULPHITE PULP	0	0	0	0	0	0	0	0	0	0
1.421	BLEACHED NON-CONIFEROUS SULPHITE PULP	0	0	0	0	0	0	0	0	0	0
1.422	BLEACHED CONIFEROUS SULPHITE PULP	0	0	0	0	0	0	0	0	0	0
1.43	UNBLEACHED SULPHATE PULP	0	0	0	0	0	0	0	0	0	0
1.431	UNBLEACHED NON-CONIFEROUS SULPHATE PULP	0	0	0	0	0	0	0	0	0	0
1.432	UNBLEACHED CONIFEROUS SULPHATE PULP	0	0	0	0	0	0	0	0	0	0
1.44	BLEACHED SULPHATE+SODA PULP	0	0	0	0	0	0	0	0	0	0
1.441	BLEACHED NON-CONIFEROUS SULPHATE+SODA PULP	0	0	0	0	0	0	0	0	0	0
1.442	BLEACHED CONIFEROUS SULPHATE+SODA PULP	0	0	0	0	0	0	0	0	0	0
2	PULP OF OTHER FIBRE FOR PAPER AND BOARD	0	0	0	0	0	0	0	0	0	0
2.1	PULP OF STRAW	0	0	0	0	0	0	0	0	0	0
2.2	PULP OF BAGASSE	0	0	0	0	0	0	0	0	0	0
2.3	PULP OF BAMBOO	0	0	0	0	0	0	0	0	0	0
2.4	PULP OF OTHER FIBRE	0	0	0	0	0	0	0	0	0	0
3	DISSOLVING PULP, WOOD+OTHER RAW MATERIALS	0	0	0	0	0	0	0	0	0	0
3.1	NON-CONIFEROUS DISSOLVING PULP	0	0	0	0	0	0	0	0	0	0
3.2	CONIFEROUS DISSOLVING PULP	0	0	0	0	0	0	0	0	0	0

		1988	1989	1990	1991	1992	1993
		TOTAL CAPACITY IN 1000 METRIC TONS PER YEAR					
4	PAPER AND PAPERBOARD	0	0	0	0	0	0
4.1	NEWSPRINT	0	0	0	0	0	0
4.2	OTHER PRINTING AND WRITING PAPER	0	0	0	0	0	0
4.21	COATED PRINTING AND WRITING PAPER	0	0	0	0	0	0
4.211	COATED WOOD CONTAINING PRINT&WRITING PAPER	0	0	0	0	0	0
4.212	COATED WOODFREE PRINTING & WRITING PAPER	0	0	0	0	0	0
4.22	UNCOATED PRINTING AND WRITING PAPER	0	0	0	0	0	0
4.221	UNCOATED WOOD CONTAINING PRINT&WRIT PAPER	0	0	0	0	0	0
4.222	UNCOATED WOODFREE PRINTING & WRIT PAPER	0	0	0	0	0	0
4.3	OTHER PAPER AND PAPERBOARD	0	0	0	0	0	0
4.31	HOUSEHOLD AND SANITARY PAPER	0	0	0	0	0	0
4.32	WRAPPING AND PACKAGING PAPER AND BOARD	0	0	0	0	0	0
4.321	LINERBOARD	0	0	0	0	0	0
4.3211	KRAFT LINER	0	0	0	0	0	0
4.32111	UNBLEACHED KRAFT LINER	0	0	0	0	0	0
4.32112	BLEACHED KRAFT LINER	0	0	0	0	0	0
4.3212	OTHER LINERBOARD	0	0	0	0	0	0
4.322	FLUTING MEDIUM	0	0	0	0	0	0
4.3221	SEMI-CHEMICAL FLUTING MEDIUM	0	0	0	0	0	0
4.3222	OTHER FLUTING MEDIUM	0	0	0	0	0	0
4.323	KRAFT WRAPPING AND PACKAGING	0	0	0	0	0	0
4.3231	SACK KRAFT	0	0	0	0	0	0
4.3232	OTHER KRAFT WRAPPING AND PACKAGING	0	0	0	0	0	0
4.324	FOLDING BOXBOARD	0	0	0	0	0	0
4.3241	PULP BASED FOLDING BOXBOARD	0	0	0	0	0	0
4.32411	BLEACHED CHEMICAL PULP FOLDING BOXBOARD	0	0	0	0	0	0
4.32412	OTHER PULP BASED FOLDING BOXBOARD	0	0	0	0	0	0
4.3242	WASTE PAPER BASED FOLDING BOXBOARD	0	0	0	0	0	0
4.325	OTHER WRAPPING AND PACKAGING N.E.S.	0	0	0	0	0	0
4.3251	OTHER WRAPPING PAPER	0	0	0	0	0	0
4.3252	OTHER PACKAGING PAPERBOARD	0	0	0	0	0	0
4.33	OTHER PAPER AND PAPERBOARD N.E.S. TOTAL	0	0	0	0	0	0
4.331	OTHER PAPER N.E.S.	0	0	0	0	0	0
4.332	OTHER PAPERBOARD N.E.S.	0	0	0	0	0	0

*)

NEPAL

	PROCESS	1988 TOTAL CAPACITY	1988 OF WHICH MARKET PULP	1989 TOTAL CAPACITY	1989 OF WHICH MARKET PULP	1990 TOTAL CAPACITY	1990 OF WHICH MARKET PULP	1991 TOTAL CAPACITY	1991 OF WHICH MARKET PULP	1992 TOTAL CAPACITY	1993 TOTAL CAPACITY
		1000 METRIC TONS (AIR DRY) PER YEAR									
1	WOOD PULP FOR PAPER AND PAPERBOARD	0	0	0	0	0	0	0	0	0	0
1.1	MECHANICAL PULP	0	0	0	0	0	0	0	0	0	0
1.11	MECHANICAL NON-CONIFEROUS PULP	0	0	0	0	0	0	0	0	0	0
1.12	MECHANICAL CONIFEROUS PULP	0	0	0	0	0	0	0	0	0	0
1.2	THERMO-MECHANICAL PULP	0	0	0	0	0	0	0	0	0	0
1.21	THERMO-MECHANICAL NON-CONIFEROUS PULP	0	0	0	0	0	0	0	0	0	0
1.22	THERMO-MECHANICAL CONIFEROUS PULP	0	0	0	0	0	0	0	0	0	0
1.3	SEMI-CHEMICAL PULP	0	0	0	0	0	0	0	0	0	0
1.31	SEMI-CHEMICAL NON-CONIFEROUS PULP	0	0	0	0	0	0	0	0	0	0
1.32	SEMI-CHEMICAL CONIFEROUS PULP	0	0	0	0	0	0	0	0	0	0
1.4	CHEMICAL PULP TOTAL	0	0	0	0	0	0	0	0	0	0
1.41	UNBLEACHED SULPHITE PULP	0	0	0	0	0	0	0	0	0	0
1.411	UNBLEACHED NON-CONIFEROUS SULPHITE PULP	0	0	0	0	0	0	0	0	0	0
1.412	UNBLEACHED CONIFEROUS SULPHITE PULP	0	0	0	0	0	0	0	0	0	0
1.42	BLEACHED SULPHITE PULP	0	0	0	0	0	0	0	0	0	0
1.421	BLEACHED NON-CONIFEROUS SULPHITE PULP	0	0	0	0	0	0	0	0	0	0
1.422	BLEACHED CONIFEROUS SULPHITE PULP	0	0	0	0	0	0	0	0	0	0
1.43	UNBLEACHED SULPHATE PULP	0	0	0	0	0	0	0	0	0	0
1.431	UNBLEACHED NON-CONIFEROUS SULPHATE PULP	0	0	0	0	0	0	0	0	0	0
1.432	UNBLEACHED CONIFEROUS SULPHATE PULP	0	0	0	0	0	0	0	0	0	0
1.44	BLEACHED SULPHATE+SODA PULP	0	0	0	0	0	0	0	0	0	0
1.441	BLEACHED NON-CONIFEROUS SULPHATE+SODA PULP	0	0	0	0	0	0	0	0	0	0
1.442	BLEACHED CONIFEROUS SULPHATE+SODA PULP	0	0	0	0	0	0	0	0	0	0
2	PULP OF OTHER FIBRE FOR PAPER AND BOARD	5	0	5	0	5	0	11	0	15	15
2.1	PULP OF STRAW	2	0	2	0	2	0	5	0	7	7
2.2	PULP OF BAGASSE	0	0	0	0	0	0	0	0	0	0
2.3	PULP OF BAMBOO	2	0	2	0	2	0	5	0	7	7
2.4	PULP OF OTHER FIBRE	1	0	1	0	1	0	1	0	1	1
3	DISSOLVING PULP, WOOD+OTHER RAW MATERIALS	0	0	0	0	0	0	0	0	0	0
3.1	NON-CONIFEROUS DISSOLVING PULP	0	0	0	0	0	0	0	0	0	0
3.2	CONIFEROUS DISSOLVING PULP	0	0	0	0	0	0	0	0	0	0

		1988	1989	1990	1991	1992	1993
		TOTAL CAPACITY IN 1000 METRIC TONS PER YEAR					
4	PAPER AND PAPERBOARD	5	5	5	2	2	2
4.1	NEWSPRINT	0	0	0	0	0	0
4.2	OTHER PRINTING AND WRITING PAPER	4	4	4	1	1	1
4.21	COATED PRINTING AND WRITING PAPER	0	0	0	0	0	0
4.211	COATED WOOD CONTAINING PRINT&WRITING PAPER	0	0	0	0	0	0
4.212	COATED WOODFREE PRINTING & WRITING PAPER	0	0	0	0	0	0
4.22	UNCOATED PRINTING AND WRITING PAPER	4	4	4	1	1	1
4.221	UNCOATED WOOD CONTAINING PRINT&WRIT PAPER	0	0	0	0	0	0
4.222	UNCOATED WOODFREE PRINTING & WRIT PAPER	4	4	4	1	1	1
4.3	OTHER PAPER AND PAPERBOARD	1	1	1	1	1	1
4.31	HOUSEHOLD AND SANITARY PAPER	0	0	0	0	0	0
4.32	WRAPPING AND PACKAGING PAPER AND BOARD	1	1	1	1	1	1
4.321	LINERBOARD	.	.	.	.	.	.
4.3211	KRAFT LINER	.	.	.	.	.	.
4.32111	UNBLEACHED KRAFT LINER	.	.	.	.	.	.
4.32112	BLEACHED KRAFT LINER	.	.	.	.	.	.
4.3212	OTHER LINERBOARD	.	.	.	.	.	.
4.322	FLUTING MEDIUM	.	.	.	.	.	.
4.3221	SEMI-CHEMICAL FLUTING MEDIUM	.	.	.	.	.	.
4.3222	OTHER FLUTING MEDIUM	.	.	.	.	.	.
4.323	KRAFT WRAPPING AND PACKAGING	.	.	.	.	.	.
4.3231	SACK KRAFT	.	.	.	.	.	.
4.3232	OTHER KRAFT WRAPPING AND PACKAGING	.	.	.	.	.	.
4.324	FOLDING BOXBOARD	.	.	.	.	.	.
4.3241	PULP BASED FOLDING BOXBOARD	.	.	.	.	.	.
4.32411	BLEACHED CHEMICAL PULP FOLDING BOXBOARD	.	.	.	.	.	.
4.32412	OTHER PULP BASED FOLDING BOXBOARD	.	.	.	.	.	.
4.3242	WASTE PAPER BASED FOLDING BOXBOARD	.	.	.	.	.	.
4.325	OTHER WRAPPING AND PACKAGING N.E.S.	.	.	.	.	.	.
4.3251	OTHER WRAPPING PAPER	.	.	.	.	.	.
4.3252	OTHER PACKAGING PAPERBOARD	.	.	.	.	.	.
4.33	OTHER PAPER AND PAPERBOARD N.E.S. TOTAL	.	.	.	.	.	.
4.331	OTHER PAPER N.E.S.	.	.	.	.	.	.
4.332	OTHER PAPERBOARD N.E.S.	.	.	.	.	.	.

*)

PAKISTAN

	PROCESS	1988 TOTAL CAPACITY	1988 OF WHICH MARKET PULP	1989 TOTAL CAPACITY	1989 OF WHICH MARKET PULP	1990 TOTAL CAPACITY	1990 OF WHICH MARKET PULP	1991 TOTAL CAPACITY	1991 OF WHICH MARKET PULP	1992 TOTAL CAPACITY	1993 TOTAL CAPACITY
		1000 METRIC TONS (AIR DRY) PER YEAR									
1	WOOD PULP FOR PAPER AND PAPERBOARD	0	0	0	0	0	0	0	0	0	0
1.1	MECHANICAL PULP	0	0	0	0	0	0	0	0	0	0
1.11	MECHANICAL NON-CONIFEROUS PULP	0	0	0	0	0	0	0	0	0	0
1.12	MECHANICAL CONIFEROUS PULP	0	0	0	0	0	0	0	0	0	0
1.2	THERMO-MECHANICAL PULP	0	0	0	0	0	0	0	0	0	0
1.21	THERMO-MECHANICAL NON-CONIFEROUS PULP	0	0	0	0	0	0	0	0	0	0
1.22	THERMO-MECHANICAL CONIFEROUS PULP	0	0	0	0	0	0	0	0	0	0
1.3	SEMI-CHEMICAL PULP	0	0	0	0	0	0	0	0	0	0
1.31	SEMI-CHEMICAL NON-CONIFEROUS PULP	0	0	0	0	0	0	0	0	0	0
1.32	SEMI-CHEMICAL CONIFEROUS PULP	0	0	0	0	0	0	0	0	0	0
1.4	CHEMICAL PULP TOTAL	0	0	0	0	0	0	0	0	0	0
1.41	UNBLEACHED SULPHITE PULP	0	0	0	0	0	0	0	0	0	0
1.411	UNBLEACHED NON-CONIFEROUS SULPHITE PULP	0	0	0	0	0	0	0	0	0	0
1.412	UNBLEACHED CONIFEROUS SULPHITE PULP	0	0	0	0	0	0	0	0	0	0
1.42	BLEACHED SULPHITE PULP	0	0	0	0	0	0	0	0	0	0
1.421	BLEACHED NON-CONIFEROUS SULPHITE PULP	0	0	0	0	0	0	0	0	0	0
1.422	BLEACHED CONIFEROUS SULPHITE PULP	0	0	0	0	0	0	0	0	0	0
1.43	UNBLEACHED SULPHATE PULP	0	0	0	0	0	0	0	0	0	0
1.431	UNBLEACHED NON-CONIFEROUS SULPHATE PULP	0	0	0	0	0	0	0	0	0	0
1.432	UNBLEACHED CONIFEROUS SULPHATE PULP	0	0	0	0	0	0	0	0	0	0
1.44	BLEACHED SULPHATE+SODA PULP	0	0	0	0	0	0	0	0	0	0
1.441	BLEACHED NON-CONIFEROUS SULPHATE+SODA PULP	0	0	0	0	0	0	0	0	0	0
1.442	BLEACHED CONIFEROUS SULPHATE+SODA PULP	0	0	0	0	0	0	0	0	0	0
2	PULP OF OTHER FIBRE FOR PAPER AND BOARD	383	0	383	0	383	0	383	0	383	383
2.1	PULP OF STRAW	142	0	142	0	142	0	142	0	142	142
2.2	PULP OF BAGASSE	142	0	142	0	142	0	142	0	142	142
2.3	PULP OF BAMBOO	0	0	0	0	0	0	0	0	0	0
2.4	PULP OF OTHER FIBRE	99	0	99	0	99	0	99	0	99	99
3	DISSOLVING PULP, WOOD+OTHER RAW MATERIALS	0	0	0	0	0	0	0	0	0	0
3.1	NON-CONIFEROUS DISSOLVING PULP	0	0	0	0	0	0	0	0	0	0
3.2	CONIFEROUS DISSOLVING PULP	0	0	0	0	0	0	0	0	0	0

		1988	1989	1990	1991	1992	1993
		TOTAL CAPACITY IN 1000 METRIC TONS PER YEAR					
4	PAPER AND PAPERBOARD	362	380	380	379	379	379
4.1	NEWSPRINT	47	53	59	66	66	66
4.2	OTHER PRINTING AND WRITING PAPER	139	156	175	195	195	195
4.21	COATED PRINTING AND WRITING PAPER	0	0	0	0	0	0
4.211	COATED WOOD CONTAINING PRINT&WRITING PAPER	0	0	0	0	0	0
4.212	COATED WOODFREE PRINTING & WRITING PAPER	0	0	0	0	0	0
4.22	UNCOATED PRINTING AND WRITING PAPER	139	156	175	195	195	195
4.221	UNCOATED WOOD CONTAINING PRINT&WRIT PAPER	139	156	175	195	195	195
4.222	UNCOATED WOODFREE PRINTING & WRIT PAPER	0	0	0	0	0	0
4.3	OTHER PAPER AND PAPERBOARD	176	171	146	118	118	118
4.31	HOUSEHOLD AND SANITARY PAPER	0	0	0	0	0	0
4.32	WRAPPING AND PACKAGING PAPER AND BOARD	99	99	99	99	99	99
4.321	LINERBOARD	0	0	0	0	0	0
4.3211	KRAFT LINER	0	0	0	0	0	0
4.32111	UNBLEACHED KRAFT LINER	0	0	0	0	0	0
4.32112	BLEACHED KRAFT LINER	0	0	0	0	0	0
4.3212	OTHER LINERBOARD	0	0	0	0	0	0
4.322	FLUTING MEDIUM	19	19	19	19	19	19
4.3221	SEMI-CHEMICAL FLUTING MEDIUM	19	19	19	19	19	19
4.3222	OTHER FLUTING MEDIUM	0	0	0	0	0	0
4.323	KRAFT WRAPPING AND PACKAGING	0	0	0	0	0	0
4.3231	SACK KRAFT	0	0	0	0	0	0
4.3232	OTHER KRAFT WRAPPING AND PACKAGING	0	0	0	0	0	0
4.324	FOLDING BOXBOARD	80	80	80	80	80	80
4.3241	PULP BASED FOLDING BOXBOARD	80	80	80	80	80	80
4.32411	BLEACHED CHEMICAL PULP FOLDING BOXBOARD	0	0	0	0	0	0
4.32412	OTHER PULP BASED FOLDING BOXBOARD	80	80	80	80	80	80
4.3242	WASTE PAPER BASED FOLDING BOXBOARD	0	0	0	0	0	0
4.325	OTHER WRAPPING AND PACKAGING N.E.S.	0	0	0	0	0	0
4.3251	OTHER WRAPPING PAPER	0	0	0	0	0	0
4.3252	OTHER PACKAGING PAPERBOARD	0	0	0	0	0	0
4.33	OTHER PAPER AND PAPERBOARD N.E.S. TOTAL	77	72	47	19	19	19
4.331	OTHER PAPER N.E.S.	77	72	47	19	19	19
4.332	OTHER PAPERBOARD N.E.S.	0	0	0	0	0	0

*)

PHILIPPINES

	PROCESS	1988 TOTAL CAPACITY	1988 OF WHICH MARKET PULP	1989 TOTAL CAPACITY	1989 OF WHICH MARKET PULP	1990 TOTAL CAPACITY	1990 OF WHICH MARKET PULP	1991 TOTAL CAPACITY	1991 OF WHICH MARKET PULP	1992 TOTAL CAPACITY	1993 TOTAL CAPACITY
		1000 METRIC TONS (AIR DRY) PER YEAR									
1	WOOD PULP FOR PAPER AND PAPERBOARD	162	0	162	0	162	0	162	0	162	162
1.1	MECHANICAL PULP	37	0	37	0	37	0	37	0	37	37
1.11	MECHANICAL NON-CONIFEROUS PULP	37	0	37	0	37	0	37	0	37	37
1.12	MECHANICAL CONIFEROUS PULP	0	0	0	0	0	0	0	0	0	0
1.2	THERMO-MECHANICAL PULP	15	0	15	0	15	0	15	0	15	15
1.21	THERMO-MECHANICAL NON-CONIFEROUS PULP	15	0	15	0	15	0	15	0	15	15
1.22	THERMO-MECHANICAL CONIFEROUS PULP	0	0	0	0	0	0	0	0	0	0
1.3	SEMI-CHEMICAL PULP	0	0	0	0	0	0	0	0	0	0
1.31	SEMI-CHEMICAL NON-CONIFEROUS PULP	0	0	0	0	0	0	0	0	0	0
1.32	SEMI-CHEMICAL CONIFEROUS PULP	0	0	0	0	0	0	0	0	0	0
1.4	CHEMICAL PULP TOTAL	110	0	110	0	110	0	110	0	110	110
1.41	UNBLEACHED SULPHITE PULP	0	0	0	0	0	0	0	0	0	0
1.411	UNBLEACHED NON-CONIFEROUS SULPHITE PULP	0	0	0	0	0	0	0	0	0	0
1.412	UNBLEACHED CONIFEROUS SULPHITE PULP	0	0	0	0	0	0	0	0	0	0
1.42	BLEACHED SULPHITE PULP	0	0	0	0	0	0	0	0	0	0
1.421	BLEACHED NON-CONIFEROUS SULPHITE PULP	0	0	0	0	0	0	0	0	0	0
1.422	BLEACHED CONIFEROUS SULPHITE PULP	0	0	0	0	0	0	0	0	0	0
1.43	UNBLEACHED SULPHATE PULP	66	0	66	0	66	0	66	0	66	66
1.431	UNBLEACHED NON-CONIFEROUS SULPHATE PULP	66	0	66	0	66	0	66	0	66	66
1.432	UNBLEACHED CONIFEROUS SULPHATE PULP	0	0	0	0	0	0	0	0	0	0
1.44	BLEACHED SULPHATE+SODA PULP	44	0	44	0	44	0	44	0	44	44
1.441	BLEACHED NON-CONIFEROUS SULPHATE+SODA PULP	44	0	44	0	44	0	44	0	44	44
1.442	BLEACHED CONIFEROUS SULPHATE+SODA PULP	0	0	0	0	0	0	0	0	0	0
2	PULP OF OTHER FIBRE FOR PAPER AND BOARD	33	10	33	10	33	10	33	10	33	33
2.1	PULP OF STRAW	0	0	0	0	0	0	0	0	0	0
2.2	PULP OF BAGASSE	22	0	22	0	22	0	22	0	22	22
2.3	PULP OF BAMBOO	0	0	0	0	0	0	0	0	0	0
2.4	PULP OF OTHER FIBRE	11	10	11	10	11	10	11	10	11	11
3	DISSOLVING PULP, WOOD+OTHER RAW MATERIALS	0	0	0	0	0	0	0	0	0	0
3.1	NON-CONIFEROUS DISSOLVING PULP	0	0	0	0	0	0	0	0	0	0
3.2	CONIFEROUS DISSOLVING PULP	0	0	0	0	0	0	0	0	0	0

		1988	1989	1990	1991	1992	1993
		TOTAL CAPACITY IN 1000 METRIC TONS PER YEAR					
4	PAPER AND PAPERBOARD	506	564	579	579	579	579
4.1	NEWSPRINT	102	127	142	142	142	142
4.2	OTHER PRINTING AND WRITING PAPER	92	101	101	101	101	101
4.21	COATED PRINTING AND WRITING PAPER	0	0	0	0	0	0
4.211	COATED WOOD CONTAINING PRINT&WRITING PAPER	0	0	0	0	0	0
4.212	COATED WOODFREE PRINTING & WRITING PAPER	0	0	0	0	0	0
4.22	UNCOATED PRINTING AND WRITING PAPER	92	101	101	101	101	101
4.221	UNCOATED WOOD CONTAINING PRINT&WRIT PAPER	0	0	0	0	0	0
4.222	UNCOATED WOODFREE PRINTING & WRIT PAPER	92	101	101	101	101	101
4.3	OTHER PAPER AND PAPERBOARD	312	336	336	336	336	336
4.31	HOUSEHOLD AND SANITARY PAPER	24	24	24	24	24	24
4.32	WRAPPING AND PACKAGING PAPER AND BOARD	265	289	289	289	289	289
4.321	LINERBOARD	83	92	92	92	92	92
4.3211	KRAFT LINER	83	92	92	92	92	92
4.32111	UNBLEACHED KRAFT LINER	83	92	92	92	92	92
4.32112	BLEACHED KRAFT LINER	0	0	0	0	0	0
4.3212	OTHER LINERBOARD	0	0	0	0	0	0
4.322	FLUTING MEDIUM	62	68	68	68	68	68
4.3221	SEMI-CHEMICAL FLUTING MEDIUM	0	0	0	0	0	0
4.3222	OTHER FLUTING MEDIUM	62	68	68	68	68	68
4.323	KRAFT WRAPPING AND PACKAGING	55	55	55	55	55	55
4.3231	SACK KRAFT	35	35	35	35	35	35
4.3232	OTHER KRAFT WRAPPING AND PACKAGING	20	20	20	20	20	20
4.324	FOLDING BOXBOARD	65	74	74	74	74	74
4.3241	PULP BASED FOLDING BOXBOARD	0	0	0	0	0	0
4.32411	BLEACHED CHEMICAL PULP FOLDING BOXBOARD	0	0	0	0	0	0
4.32412	OTHER PULP BASED FOLDING BOXBOARD	0	0	0	0	0	0
4.3242	WASTE PAPER BASED FOLDING BOXBOARD	65	74	74	74	74	74
4.325	OTHER WRAPPING AND PACKAGING N.E.S.	0	0	0	0	0	0
4.3251	OTHER WRAPPING PAPER	0	0	0	0	0	0
4.3252	OTHER PACKAGING PAPERBOARD	0	0	0	0	0	0
4.33	OTHER PAPER AND PAPERBOARD N.E.S. TOTAL	23	23	23	23	23	23
4.331	OTHER PAPER N.E.S.	3	3	3	3	3	3
4.332	OTHER PAPERBOARD N.E.S.	20	20	20	20	20	20

*)

SINGAPORE

	PROCESS	1988 TOTAL CAPA-CITY	1988 OF WHICH MARKET PULP	1989 TOTAL CAPA-CITY	1989 OF WHICH MARKET PULP	1990 TOTAL CAPA-CITY	1990 OF WHICH MARKET PULP	1991 TOTAL CAPA-CITY	1991 OF WHICH MARKET PULP	1992 TOTAL CAPA-CITY	1993 TOTAL CAPA-CITY
		1000 METRIC TONS (AIR DRY) PER YEAR									
1	WOOD PULP FOR PAPER AND PAPERBOARD	0	0	0	0	0	0	0	0	0	0
1.1	MECHANICAL PULP	0	0	0	0	0	0	0	0	0	0
1.11	MECHANICAL NON-CONIFEROUS PULP	0	0	0	0	0	0	0	0	0	0
1.12	MECHANICAL CONIFEROUS PULP	0	0	0	0	0	0	0	0	0	0
1.2	THERMO-MECHANICAL PULP	0	0	0	0	0	0	0	0	0	0
1.21	THERMO-MECHANICAL NON-CONIFEROUS PULP	0	0	0	0	0	0	0	0	0	0
1.22	THERMO-MECHANICAL CONIFEROUS PULP	0	0	0	0	0	0	0	0	0	0
1.3	SEMI-CHEMICAL PULP	0	0	0	0	0	0	0	0	0	0
1.31	SEMI-CHEMICAL NON-CONIFEROUS PULP	0	0	0	0	0	0	0	0	0	0
1.32	SEMI-CHEMICAL CONIFEROUS PULP	0	0	0	0	0	0	0	0	0	0
1.4	CHEMICAL PULP TOTAL	0	0	0	0	0	0	0	0	0	0
1.41	UNBLEACHED SULPHITE PULP	0	0	0	0	0	0	0	0	0	0
1.411	UNBLEACHED NON-CONIFEROUS SULPHITE PULP	0	0	0	0	0	0	0	0	0	0
1.412	UNBLEACHED CONIFEROUS SULPHITE PULP	0	0	0	0	0	0	0	0	0	0
1.42	BLEACHED SULPHITE PULP	0	0	0	0	0	0	0	0	0	0
1.421	BLEACHED NON-CONIFEROUS SULPHITE PULP	0	0	0	0	0	0	0	0	0	0
1.422	BLEACHED CONIFEROUS SULPHITE PULP	0	0	0	0	0	0	0	0	0	0
1.43	UNBLEACHED SULPHATE PULP	0	0	0	0	0	0	0	0	0	0
1.431	UNBLEACHED NON-CONIFEROUS SULPHATE PULP	0	0	0	0	0	0	0	0	0	0
1.432	UNBLEACHED CONIFEROUS SULPHATE PULP	0	0	0	0	0	0	0	0	0	0
1.44	BLEACHED SULPHATE+SODA PULP	0	0	0	0	0	0	0	0	0	0
1.441	BLEACHED NON-CONIFEROUS SULPHATE+SODA PULP	0	0	0	0	0	0	0	0	0	0
1.442	BLEACHED CONIFEROUS SULPHATE+SODA PULP	0	0	0	0	0	0	0	0	0	0
2	PULP OF OTHER FIBRE FOR PAPER AND BOARD	0	0	0	0	0	0	0	0	0	0
2.1	PULP OF STRAW	0	0	0	0	0	0	0	0	0	0
2.2	PULP OF BAGASSE	0	0	0	0	0	0	0	0	0	0
2.3	PULP OF BAMBOO	0	0	0	0	0	0	0	0	0	0
2.4	PULP OF OTHER FIBRE	0	0	0	0	0	0	0	0	0	0
3	DISSOLVING PULP, WOOD+OTHER RAW MATERIALS	0	0	0	0	0	0	0	0	0	0
3.1	NON-CONIFEROUS DISSOLVING PULP	0	0	0	0	0	0	0	0	0	0
3.2	CONIFEROUS DISSOLVING PULP	0	0	0	0	0	0	0	0	0	0

		1988	1989	1990	1991	1992	1993
		TOTAL CAPACITY IN 1000 METRIC TONS PER YEAR					
4	PAPER AND PAPERBOARD	47	47	47	47	47	47
4.1	NEWSPRINT	0	0	0	0	0	0
4.2	OTHER PRINTING AND WRITING PAPER	0	0	0	0	0	0
4.21	COATED PRINTING AND WRITING PAPER	0	0	0	0	0	0
4.211	COATED WOOD CONTAINING PRINT&WRITING PAPER	0	0	0	0	0	0
4.212	COATED WOODFREE PRINTING & WRITING PAPER	0	0	0	0	0	0
4.22	UNCOATED PRINTING AND WRITING PAPER	0	0	0	0	0	0
4.221	UNCOATED WOOD CONTAINING PRINT&WRIT PAPER	0	0	0	0	0	0
4.222	UNCOATED WOODFREE PRINTING & WRIT PAPER	0	0	0	0	0	0
4.3	OTHER PAPER AND PAPERBOARD	47	47	47	47	47	47
4.31	HOUSEHOLD AND SANITARY PAPER	5	5	5	5	5	5
4.32	WRAPPING AND PACKAGING PAPER AND BOARD	42	42	42	42	42	42
4.321	LINERBOARD	3	3	3	3	3	3
4.3211	KRAFT LINER	0	0	0	0	0	0
4.32111	UNBLEACHED KRAFT LINER	0	0	0	0	0	0
4.32112	BLEACHED KRAFT LINER	0	0	0	0	0	0
4.3212	OTHER LINERBOARD	3	3	3	3	3	3
4.322	FLUTING MEDIUM	21	21	21	21	21	21
4.3221	SEMI-CHEMICAL FLUTING MEDIUM	0	0	0	0	0	0
4.3222	OTHER FLUTING MEDIUM	21	21	21	21	21	21
4.323	KRAFT WRAPPING AND PACKAGING	0	0	0	0	0	0
4.3231	SACK KRAFT	0	0	0	0	0	0
4.3232	OTHER KRAFT WRAPPING AND PACKAGING	0	0	0	0	0	0
4.324	FOLDING BOXBOARD	18	18	18	18	18	18
4.3241	PULP BASED FOLDING BOXBOARD	0	0	0	0	0	0
4.32411	BLEACHED CHEMICAL PULP FOLDING BOXBOARD	0	0	0	0	0	0
4.32412	OTHER PULP BASED FOLDING BOXBOARD	0	0	0	0	0	0
4.3242	WASTE PAPER BASED FOLDING BOXBOARD	18	18	18	18	18	18
4.325	OTHER WRAPPING AND PACKAGING N.E.S.	0	0	0	0	0	0
4.3251	OTHER WRAPPING PAPER	0	0	0	0	0	0
4.3252	OTHER PACKAGING PAPERBOARD	0	0	0	0	0	0
4.33	OTHER PAPER AND PAPERBOARD N.E.S. TOTAL	0	0	0	0	0	0
4.331	OTHER PAPER N.E.S.	0	0	0	0	0	0
4.332	OTHER PAPERBOARD N.E.S.	0	0	0	0	0	0

*)

SRI LANKA

	PROCESS	1988 TOTAL CAPACITY	1988 OF WHICH MARKET PULP	1989 TOTAL CAPACITY	1989 OF WHICH MARKET PULP	1990 TOTAL CAPACITY	1990 OF WHICH MARKET PULP	1991 TOTAL CAPACITY	1991 OF WHICH MARKET PULP	1992 TOTAL CAPACITY	1993 TOTAL CAPACITY
		1000 METRIC TONS (AIR DRY) PER YEAR									
1	WOOD PULP FOR PAPER AND PAPERBOARD	2	0	2	0	15	0	15	0	16	16
1.1	MECHANICAL PULP	.	.	.	0	.	0	.	0	.	.
1.11	MECHANICAL NON-CONIFEROUS PULP	.	.	.	0	.	0	.	0	.	.
1.12	MECHANICAL CONIFEROUS PULP	.	.	.	0	.	0	.	0	.	.
1.2	THERMO-MECHANICAL PULP	.	.	.	0	.	0	.	0	.	.
1.21	THERMO-MECHANICAL NON-CONIFEROUS PULP	.	.	.	0	.	0	.	0	.	.
1.22	THERMO-MECHANICAL CONIFEROUS PULP	.	.	.	0	.	0	.	0	.	.
1.3	SEMI-CHEMICAL PULP	.	.	.	0	.	0	.	0	.	.
1.31	SEMI-CHEMICAL NON-CONIFEROUS PULP	.	.	.	0	.	0	.	0	.	.
1.32	SEMI-CHEMICAL CONIFEROUS PULP	.	.	.	0	.	0	.	0	.	.
1.4	CHEMICAL PULP TOTAL	.	.	.	0	.	0	.	0	.	.
1.41	UNBLEACHED SULPHITE PULP	.	.	.	0	.	0	.	0	.	.
1.411	UNBLEACHED NON-CONIFEROUS SULPHITE PULP	.	.	.	0	.	0	.	0	.	.
1.412	UNBLEACHED CONIFEROUS SULPHITE PULP	.	.	.	0	.	0	.	0	.	.
1.42	BLEACHED SULPHITE PULP	.	.	.	0	.	0	.	0	.	.
1.421	BLEACHED NON-CONIFEROUS SULPHITE PULP	.	.	.	0	.	0	.	0	.	.
1.422	BLEACHED CONIFEROUS SULPHITE PULP	.	.	.	0	.	0	.	0	.	.
1.43	UNBLEACHED SULPHATE PULP	.	.	.	0	.	0	.	0	.	.
1.431	UNBLEACHED NON-CONIFEROUS SULPHATE PULP	.	.	.	0	.	0	.	0	.	.
1.432	UNBLEACHED CONIFEROUS SULPHATE PULP	.	.	.	0	.	0	.	0	.	.
1.44	BLEACHED SULPHATE+SODA PULP	.	.	.	0	.	0	.	0	.	.
1.441	BLEACHED NON-CONIFEROUS SULPHATE+SODA PULP	.	.	.	0	.	0	.	0	.	.
1.442	BLEACHED CONIFEROUS SULPHATE+SODA PULP	.	.	.	0	.	0	.	0	.	.
2	PULP OF OTHER FIBRE FOR PAPER AND BOARD	17	0	18	0	18	0	18	0	18	18
2.1	PULP OF STRAW	17	0	18	0	18	0	18	0	18	18
2.2	PULP OF BAGASSE	0	0	0	0	0	0	0	0	0	0
2.3	PULP OF BAMBOO	0	0	0	0	0	0	0	0	0	0
2.4	PULP OF OTHER FIBRE	0	0	0	0	0	0	0	0	0	0
3	DISSOLVING PULP, WOOD+OTHER RAW MATERIALS	0	0	0	0	0	0	0	0	0	0
3.1	NON-CONIFEROUS DISSOLVING PULP	0	0	0	0	0	0	0	0	0	0
3.2	CONIFEROUS DISSOLVING PULP	0	0	0	0	0	0	0	0	0	0

		1988	1989	1990	1991	1992	1993
		TOTAL CAPACITY IN 1000 METRIC TONS PER YEAR					
4	PAPER AND PAPERBOARD	40	40	40	40	40	40
4.1	NEWSPRINT	.	.	.	.	.	.
4.2	OTHER PRINTING AND WRITING PAPER	.	.	.	.	.	.
4.21	COATED PRINTING AND WRITING PAPER	.	.	.	.	.	.
4.211	COATED WOOD CONTAINING PRINT&WRITING PAPER	.	.	.	.	.	.
4.212	COATED WOODFREE PRINTING & WRITING PAPER	.	.	.	.	.	.
4.22	UNCOATED PRINTING AND WRITING PAPER	.	.	.	.	.	.
4.221	UNCOATED WOOD CONTAINING PRINT&WRIT PAPER	.	.	.	.	.	.
4.222	UNCOATED WOODFREE PRINTING & WRIT PAPER	.	.	.	.	.	.
4.3	OTHER PAPER AND PAPERBOARD	.	.	.	.	.	.
4.31	HOUSEHOLD AND SANITARY PAPER	.	.	.	.	.	.
4.32	WRAPPING AND PACKAGING PAPER AND BOARD	.	.	.	.	.	.
4.321	LINERBOARD	.	.	.	.	.	.
4.3211	KRAFT LINER	.	.	.	.	.	.
4.32111	UNBLEACHED KRAFT LINER	.	.	.	.	.	.
4.32112	BLEACHED KRAFT LINER	.	.	.	.	.	.
4.3212	OTHER LINERBOARD	.	.	.	.	.	.
4.322	FLUTING MEDIUM	.	.	.	.	.	.
4.3221	SEMI-CHEMICAL FLUTING MEDIUM	.	.	.	.	.	.
4.3222	OTHER FLUTING MEDIUM	.	.	.	.	.	.
4.323	KRAFT WRAPPING AND PACKAGING	.	.	.	.	.	.
4.3231	SACK KRAFT	.	.	.	.	.	.
4.3232	OTHER KRAFT WRAPPING AND PACKAGING	.	.	.	.	.	.
4.324	FOLDING BOXBOARD	.	.	.	.	.	.
4.3241	PULP BASED FOLDING BOXBOARD	.	.	.	.	.	.
4.32411	BLEACHED CHEMICAL PULP FOLDING BOXBOARD	.	.	.	.	.	.
4.32412	OTHER PULP BASED FOLDING BOXBOARD	.	.	.	.	.	.
4.3242	WASTE PAPER BASED FOLDING BOXBOARD	.	.	.	.	.	.
4.325	OTHER WRAPPING AND PACKAGING N.E.S.	.	.	.	.	.	.
4.3251	OTHER WRAPPING PAPER	.	.	.	.	.	.
4.3252	OTHER PACKAGING PAPERBOARD	.	.	.	.	.	.
4.33	OTHER PAPER AND PAPERBOARD N.E.S. TOTAL	.	.	.	.	.	.
4.331	OTHER PAPER N.E.S.	.	.	.	.	.	.
4.332	OTHER PAPERBOARD N.E.S.	.	.	.	.	.	.

SYRIA

	PROCESS	1988 TOTAL CAPACITY	1988 OF WHICH MARKET PULP	1989 TOTAL CAPACITY	1989 OF WHICH MARKET PULP	1990 TOTAL CAPACITY	1990 OF WHICH MARKET PULP	1991 TOTAL CAPACITY	1991 OF WHICH MARKET PULP	1992 TOTAL CAPACITY	1993 TOTAL CAPACITY
		1000 METRIC TONS (AIR DRY) PER YEAR									
1	WOOD PULP FOR PAPER AND PAPERBOARD	0	0	0	0	0	0	0	0	0	0
1.1	MECHANICAL PULP	0	0	0	0	0	0	0	0	0	0
1.11	MECHANICAL NON-CONIFEROUS PULP	0	0	0	0	0	0	0	0	0	0
1.12	MECHANICAL CONIFEROUS PULP	0	0	0	0	0	0	0	0	0	0
1.2	THERMO-MECHANICAL PULP	0	0	0	0	0	0	0	0	0	0
1.21	THERMO-MECHANICAL NON-CONIFEROUS PULP	0	0	0	0	0	0	0	0	0	0
1.22	THERMO-MECHANICAL CONIFEROUS PULP	0	0	0	0	0	0	0	0	0	0
1.3	SEMI-CHEMICAL PULP	0	0	0	0	0	0	0	0	0	0
1.31	SEMI-CHEMICAL NON-CONIFEROUS PULP	0	0	0	0	0	0	0	0	0	0
1.32	SEMI-CHEMICAL CONIFEROUS PULP	0	0	0	0	0	0	0	0	0	0
1.4	CHEMICAL PULP TOTAL	0	0	0	0	0	0	0	0	0	0
1.41	UNBLEACHED SULPHITE PULP	0	0	0	0	0	0	0	0	0	0
1.411	UNBLEACHED NON-CONIFEROUS SULPHITE PULP	0	0	0	0	0	0	0	0	0	0
1.412	UNBLEACHED CONIFEROUS SULPHITE PULP	0	0	0	0	0	0	0	0	0	0
1.42	BLEACHED SULPHITE PULP	0	0	0	0	0	0	0	0	0	0
1.421	BLEACHED NON-CONIFEROUS SULPHITE PULP	0	0	0	0	0	0	0	0	0	0
1.422	BLEACHED CONIFEROUS SULPHITE PULP	0	0	0	0	0	0	0	0	0	0
1.43	UNBLEACHED SULPHATE PULP	0	0	0	0	0	0	0	0	0	0
1.431	UNBLEACHED NON-CONIFEROUS SULPHATE PULP	0	0	0	0	0	0	0	0	0	0
1.432	UNBLEACHED CONIFEROUS SULPHATE PULP	0	0	0	0	0	0	0	0	0	0
1.44	BLEACHED SULPHATE+SODA PULP	0	0	0	0	0	0	0	0	0	0
1.441	BLEACHED NON-CONIFEROUS SULPHATE+SODA PULP	0	0	0	0	0	0	0	0	0	0
1.442	BLEACHED CONIFEROUS SULPHATE+SODA PULP	0	0	0	0	0	0	0	0	0	0
2	PULP OF OTHER FIBRE FOR PAPER AND BOARD	32	0	32	0	32	0	32	0	32	32
2.1	PULP OF STRAW	32	0	32	0	32	0	32	0	32	32
2.2	PULP OF BAGASSE	0	0	0	0	0	0	0	0	0	0
2.3	PULP OF BAMBOO	0	0	0	0	0	0	0	0	0	0
2.4	PULP OF OTHER FIBRE	0	0	0	0	0	0	0	0	0	0
3	DISSOLVING PULP, WOOD+OTHER RAW MATERIALS	0	0	0	0	0	0	0	0	0	0
3.1	NON-CONIFEROUS DISSOLVING PULP	0	0	0	0	0	0	0	0	0	0
3.2	CONIFEROUS DISSOLVING PULP	0	0	0	0	0	0	0	0	0	0

		1988	1989	1990	1991	1992	1993
		TOTAL CAPACITY IN 1000 METRIC TONS PER YEAR					
4	PAPER AND PAPERBOARD	60	60	60	60	60	60
4.1	NEWSPRINT	12	12	12	12	12	12
4.2	OTHER PRINTING AND WRITING PAPER	12	12	12	12	12	12
4.21	COATED PRINTING AND WRITING PAPER	0	0	0	0	0	0
4.211	COATED WOOD CONTAINING PRINT&WRITING PAPER	0	0	0	0	0	0
4.212	COATED WOODFREE PRINTING & WRITING PAPER	0	0	0	0	0	0
4.22	UNCOATED PRINTING AND WRITING PAPER	12	12	12	12	12	12
4.221	UNCOATED WOOD CONTAINING PRINT&WRIT PAPER	-	-	-	-	-	-
4.222	UNCOATED WOODFREE PRINTING & WRIT PAPER	-	-	-	-	-	-
4.3	OTHER PAPER AND PAPERBOARD	36	36	36	36	36	36
4.31	HOUSEHOLD AND SANITARY PAPER	0	0	0	0	0	0
4.32	WRAPPING AND PACKAGING PAPER AND BOARD	36	36	36	36	36	36
4.321	LINERBOARD	8	8	8	8	8	8
4.3211	KRAFT LINER	0	0	0	0	0	0
4.32111	UNBLEACHED KRAFT LINER	0	0	0	0	0	0
4.32112	BLEACHED KRAFT LINER	0	0	0	0	0	0
4.3212	OTHER LINERBOARD	8	8	8	8	8	8
4.322	FLUTING MEDIUM	5	5	5	5	5	5
4.3221	SEMI-CHEMICAL FLUTING MEDIUM	0	0	0	0	0	0
4.3222	OTHER FLUTING MEDIUM	5	5	5	5	5	5
4.323	KRAFT WRAPPING AND PACKAGING	0	0	0	0	0	0
4.3231	SACK KRAFT	0	0	0	0	0	0
4.3232	OTHER KRAFT WRAPPING AND PACKAGING	0	0	0	0	0	0
4.324	FOLDING BOXBOARD	0	0	0	0	0	0
4.3241	PULP BASED FOLDING BOXBOARD	0	0	0	0	0	0
4.32411	BLEACHED CHEMICAL PULP FOLDING BOXBOARD	0	0	0	0	0	0
4.32412	OTHER PULP BASED FOLDING BOXBOARD	0	0	0	0	0	0
4.3242	WASTE PAPER BASED FOLDING BOXBOARD	0	0	0	0	0	0
4.325	OTHER WRAPPING AND PACKAGING N.E.S.	23	23	23	23	23	23
4.3251	OTHER WRAPPING PAPER	0	0	0	0	0	0
4.3252	OTHER PACKAGING PAPERBOARD	23	23	23	23	23	23
4.33	OTHER PAPER AND PAPERBOARD N.E.S. TOTAL	0	0	0	0	0	0
4.331	OTHER PAPER N.E.S.	0	0	0	0	0	0
4.332	OTHER PAPERBOARD N.E.S.	0	0	0	0	0	0

THAILAND

	PROCESS	1988 TOTAL CAPACITY	1988 OF WHICH MARKET PULP	1989 TOTAL CAPACITY	1989 OF WHICH MARKET PULP	1990 TOTAL CAPACITY	1990 OF WHICH MARKET PULP	1991 TOTAL CAPACITY	1991 OF WHICH MARKET PULP	1992 TOTAL CAPACITY	1993 TOTAL CAPACITY
		1000 METRIC TONS (AIR DRY) PER YEAR									
1	WOOD PULP FOR PAPER AND PAPERBOARD	0	0	0	0	0	0	0	0	0	0
1.1	MECHANICAL PULP	0	0	0	0	0	0	0	0	0	0
1.11	MECHANICAL NON-CONIFEROUS PULP	0	0	0	0	0	0	0	0	0	0
1.12	MECHANICAL CONIFEROUS PULP	0	0	0	0	0	0	0	0	0	0
1.2	THERMO-MECHANICAL PULP	0	0	0	0	0	0	0	0	0	0
1.21	THERMO-MECHANICAL NON-CONIFEROUS PULP	0	0	0	0	0	0	0	0	0	0
1.22	THERMO-MECHANICAL CONIFEROUS PULP	0	0	0	0	0	0	0	0	0	0
1.3	SEMI-CHEMICAL PULP	0	0	0	0	0	0	0	0	0	0
1.31	SEMI-CHEMICAL NON-CONIFEROUS PULP	0	0	0	0	0	0	0	0	0	0
1.32	SEMI-CHEMICAL CONIFEROUS PULP	0	0	0	0	0	0	0	0	0	0
1.4	CHEMICAL PULP TOTAL	0	0	0	0	0	0	0	0	0	0
1.41	UNBLEACHED SULPHITE PULP	0	0	0	0	0	0	0	0	0	0
1.411	UNBLEACHED NON-CONIFEROUS SULPHITE PULP	0	0	0	0	0	0	0	0	0	0
1.412	UNBLEACHED CONIFEROUS SULPHITE PULP	0	0	0	0	0	0	0	0	0	0
1.42	BLEACHED SULPHITE PULP	0	0	0	0	0	0	0	0	0	0
1.421	BLEACHED NON-CONIFEROUS SULPHITE PULP	0	0	0	0	0	0	0	0	0	0
1.422	BLEACHED CONIFEROUS SULPHITE PULP	0	0	0	0	0	0	0	0	0	0
1.43	UNBLEACHED SULPHATE PULP	0	0	0	0	0	0	0	0	0	0
1.431	UNBLEACHED NON-CONIFEROUS SULPHATE PULP	0	0	0	0	0	0	0	0	0	0
1.432	UNBLEACHED CONIFEROUS SULPHATE PULP	0	0	0	0	0	0	0	0	0	0
1.44	BLEACHED SULPHATE+SODA PULP	0	0	0	0	0	0	0	0	0	0
1.441	BLEACHED NON-CONIFEROUS SULPHATE+SODA PULP	0	0	0	0	0	0	0	0	0	0
1.442	BLEACHED CONIFEROUS SULPHATE+SODA PULP	0	0	0	0	0	0	0	0	0	0
2	PULP OF OTHER FIBRE FOR PAPER AND BOARD	142	90	142	90	142	90	192	90	192	192
2.1	PULP OF STRAW	9	0	9	0	9	0	9	0	9	9
2.2	PULP OF BAGASSE	43	0	43	0	43	0	93	0	93	93
2.3	PULP OF BAMBOO	0	0	0	0	0	0	0	0	0	0
2.4	PULP OF OTHER FIBRE	90	90	90	90	90	90	90	90	90	90
3	DISSOLVING PULP,WOOD+OTHER RAW MATERIALS	0	0	0	0	0	0	0	0	0	0
3.1	NON-CONIFEROUS DISSOLVING PULP	0	0	0	0	0	0	0	0	0	0
3.2	CONIFEROUS DISSOLVING PULP	0	0	0	0	0	0	0	0	0	0

		1988	1989	1990	1991	1992	1993
		TOTAL CAPACITY IN 1000 METRIC TONS PER YEAR					
4	PAPER AND PAPERBOARD	785	889	1000	1602	2031	2031
4.1	NEWSPRINT	0	0	0	0	0	0
4.2	OTHER PRINTING AND WRITING PAPER	192	192	209	258	291	291
4.21	COATED PRINTING AND WRITING PAPER	48	48	52	65	73	73
4.211	COATED WOOD CONTAINING PRINT&WRITING PAPER	0	0	0	0	0	0
4.212	COATED WOODFREE PRINTING & WRITING PAPER	48	48	52	65	73	73
4.22	UNCOATED PRINTING AND WRITING PAPER	144	144	157	193	218	218
4.221	UNCOATED WOOD CONTAINING PRINT&WRIT PAPER	0	0	0	0	0	0
4.222	UNCOATED WOODFREE PRINTING & WRIT PAPER	144	144	157	193	218	218
4.3	OTHER PAPER AND PAPERBOARD	593	697	791	1344	1740	1740
4.31	HOUSEHOLD AND SANITARY PAPER	37	50	82	82	82	82
4.32	WRAPPING AND PACKAGING PAPER AND BOARD	556	647	709	1262	1658	1658
4.321	LINERBOARD	182	199	223	362	530	530
4.3211	KRAFT LINER	182	199	223	362	530	530
4.32111	UNBLEACHED KRAFT LINER	182	199	223	362	530	530
4.32112	BLEACHED KRAFT LINER	0	0	0	0	0	0
4.3212	OTHER LINERBOARD	0	0	0	0	0	0
4.322	FLUTING MEDIUM	164	209	238	387	566	566
4.3221	SEMI-CHEMICAL FLUTING MEDIUM	0	0	0	0	0	0
4.3222	OTHER FLUTING MEDIUM	164	209	238	387	566	566
4.323	KRAFT WRAPPING AND PACKAGING	115	131	115	163	212	212
4.3231	SACK KRAFT	107	121	108	153	199	199
4.3232	OTHER KRAFT WRAPPING AND PACKAGING	8	10	7	10	13	13
4.324	FOLDING BOXBOARD	95	108	133	350	350	350
4.3241	PULP BASED FOLDING BOXBOARD	0	0	0	0	0	0
4.32411	BLEACHED CHEMICAL PULP FOLDING BOXBOARD	0	0	0	0	0	0
4.32412	OTHER PULP BASED FOLDING BOXBOARD	0	0	0	0	0	0
4.3242	WASTE PAPER BASED FOLDING BOXBOARD	95	108	133	350	350	350
4.325	OTHER WRAPPING AND PACKAGING N.E.S.	.	.	.	.	.	.
4.3251	OTHER WRAPPING PAPER	.	.	.	.	.	.
4.3252	OTHER PACKAGING PAPERBOARD	.	.	.	.	.	.
4.33	OTHER PAPER AND PAPERBOARD N.E.S. TOTAL	.	.	.	.	.	.
4.331	OTHER PAPER N.E.S.	.	.	.	.	.	.
4.332	OTHER PAPERBOARD N.E.S.	.	.	.	.	.	.

TURKEY

	PROCESS	1988 TOTAL CAPACITY	1988 OF WHICH MARKET PULP	1989 TOTAL CAPACITY	1989 OF WHICH MARKET PULP	1990 TOTAL CAPACITY	1990 OF WHICH MARKET PULP	1991 TOTAL CAPACITY	1991 OF WHICH MARKET PULP	1992 TOTAL CAPACITY	1993 TOTAL CAPACITY
		1000 METRIC TONS (AIR DRY) PER YEAR									
1	WOOD PULP FOR PAPER AND PAPERBOARD	522	0	522	0	522	0	522	0	522	522
1.1	MECHANICAL PULP	176	0	176	0	176	0	176	0	176	176
1.11	MECHANICAL NON-CONIFEROUS PULP	0	0	0	0	0	0	0	0	0	0
1.12	MECHANICAL CONIFEROUS PULP	176	0	176	0	176	0	176	0	176	176
1.2	THERMO-MECHANICAL PULP	80	0	80	0	80	0	80	0	80	80
1.21	THERMO-MECHANICAL NON-CONIFEROUS PULP	0	0	0	0	0	0	0	0	0	0
1.22	THERMO-MECHANICAL CONIFEROUS PULP	80	0	80	0	80	0	80	0	80	80
1.3	SEMI-CHEMICAL PULP	28	0	28	0	28	0	28	0	28	28
1.31	SEMI-CHEMICAL NON-CONIFEROUS PULP	28	0	28	0	28	0	28	0	28	28
1.32	SEMI-CHEMICAL CONIFEROUS PULP	0	0	0	0	0	0	0	0	0	0
1.4	CHEMICAL PULP TOTAL	238	0	238	0	238	0	238	0	238	238
1.41	UNBLEACHED SULPHITE PULP	24	0	24	0	24	0	24	0	24	24
1.411	UNBLEACHED NON-CONIFEROUS SULPHITE PULP	0	0	0	0	0	0	0	0	0	0
1.412	UNBLEACHED CONIFEROUS SULPHITE PULP	24	0	24	0	24	0	24	0	24	24
1.42	BLEACHED SULPHITE PULP	20	0	20	0	20	0	20	0	20	20
1.421	BLEACHED NON-CONIFEROUS SULPHITE PULP	0	0	0	0	0	0	0	0	0	0
1.422	BLEACHED CONIFEROUS SULPHITE PULP	20	0	20	0	20	0	20	0	20	20
1.43	UNBLEACHED SULPHATE PULP	124	0	124	0	124	0	124	0	124	124
1.431	UNBLEACHED NON-CONIFEROUS SULPHATE PULP	0	0	0	0	0	0	0	0	0	0
1.432	UNBLEACHED CONIFEROUS SULPHATE PULP	124	0	124	0	124	0	124	0	124	124
1.44	BLEACHED SULPHATE+SODA PULP	70	0	70	0	70	0	70	0	70	70
1.441	BLEACHED NON-CONIFEROUS SULPHATE+SODA PULP	0	0	0	0	0	0	0	0	0	0
1.442	BLEACHED CONIFEROUS SULPHATE+SODA PULP	70	0	70	0	70	0	70	0	70	70
2	PULP OF OTHER FIBRE FOR PAPER AND BOARD	103	0	103	0	103	0	103	0	103	103
2.1	PULP OF STRAW	77	0	77	0	77	0	77	0	77	77
2.2	PULP OF BAGASSE	0	0	0	0	0	0	0	0	0	0
2.3	PULP OF BAMBOO	0	0	0	0	0	0	0	0	0	0
2.4	PULP OF OTHER FIBRE	26	0	26	0	26	0	26	0	26	26
3	DISSOLVING PULP, WOOD+OTHER RAW MATERIALS	15	0	15	0	15	0	15	0	15	15
3.1	NON-CONIFEROUS DISSOLVING PULP	15	0	15	0	15	0	15	0	15	15
3.2	CONIFEROUS DISSOLVING PULP	0	0	0	0	0	0	0	0	0	0

		1988	1989	1990	1991	1992	1993
		TOTAL CAPACITY IN 1000 METRIC TONS PER YEAR					
4	PAPER AND PAPERBOARD	877	877	877	877	877	877
4.1	NEWSPRINT	233	233	233	233	233	233
4.2	OTHER PRINTING AND WRITING PAPER	104	104	104	104	104	104
4.21	COATED PRINTING AND WRITING PAPER	20	20	20	20	20	20
4.211	COATED WOOD CONTAINING PRINT&WRITING PAPER	0	0	0	0	0	0
4.212	COATED WOODFREE PRINTING & WRITING PAPER	20	20	20	20	20	20
4.22	UNCOATED PRINTING AND WRITING PAPER	84	84	84	84	84	84
4.221	UNCOATED WOOD CONTAINING PRINT&WRIT PAPER	56	56	56	56	56	56
4.222	UNCOATED WOODFREE PRINTING & WRIT PAPER	28	28	28	28	28	28
4.3	OTHER PAPER AND PAPERBOARD	540	540	540	540	540	540
4.31	HOUSEHOLD AND SANITARY PAPER	20	20	20	20	20	20
4.32	WRAPPING AND PACKAGING PAPER AND BOARD	515	515	515	515	515	515
4.321	LINERBOARD	70	70	70	70	70	70
4.3211	KRAFT LINER	64	64	64	64	64	64
4.32111	UNBLEACHED KRAFT LINER	64	64	64	64	64	64
4.32112	BLEACHED KRAFT LINER	0	0	0	0	0	0
4.3212	OTHER LINERBOARD	6	6	6	6	6	6
4.322	FLUTING MEDIUM	121	121	121	121	121	121
4.3221	SEMI-CHEMICAL FLUTING MEDIUM	0	0	0	0	0	0
4.3222	OTHER FLUTING MEDIUM	121	121	121	121	121	121
4.323	KRAFT WRAPPING AND PACKAGING	88	88	88	88	88	88
4.3231	SACK KRAFT	75	75	75	75	75	75
4.3232	OTHER KRAFT WRAPPING AND PACKAGING	13	13	13	13	13	13
4.324	FOLDING BOXBOARD	110	110	110	110	110	110
4.3241	PULP BASED FOLDING BOXBOARD	0	0	0	0	0	0
4.32411	BLEACHED CHEMICAL PULP FOLDING BOXBOARD	0	0	0	0	0	0
4.32412	OTHER PULP BASED FOLDING BOXBOARD	0	0	0	0	0	0
4.3242	WASTE PAPER BASED FOLDING BOXBOARD	110	110	110	110	110	110
4.325	OTHER WRAPPING AND PACKAGING N.E.S.	126	126	126	126	126	126
4.3251	OTHER WRAPPING PAPER	21	21	21	21	21	21
4.3252	OTHER PACKAGING PAPERBOARD	105	105	105	105	105	105
4.33	OTHER PAPER AND PAPERBOARD N.E.S. TOTAL	5	5	5	5	5	5
4.331	OTHER PAPER N.E.S.	5	5	5	5	5	5
4.332	OTHER PAPERBOARD N.E.S.	0	0	0	0	0	0

*)

VIET-NAM, SOCIALIST REPUBLIC

	PROCESS	1988 TOTAL CAPACITY	1988 OF WHICH MARKET PULP	1989 TOTAL CAPACITY	1989 OF WHICH MARKET PULP	1990 TOTAL CAPACITY	1990 OF WHICH MARKET PULP	1991 TOTAL CAPACITY	1991 OF WHICH MARKET PULP	1992 TOTAL CAPACITY	1993 TOTAL CAPACITY
		1000 METRIC TONS (AIR DRY) PER YEAR									
1	WOOD PULP FOR PAPER AND PAPERBOARD	44	0	44	0	44	0	44	0	44	44
1.1	MECHANICAL PULP	5	0	5	0	5	0	5	0	5	5
1.11	MECHANICAL NON-CONIFEROUS PULP	.	0	.	0	.	0	.	0	.	.
1.12	MECHANICAL CONIFEROUS PULP	.	0	.	0	.	0	.	0	.	.
1.2	THERMO-MECHANICAL PULP	12	0	12	0	12	0	12	0	12	12
1.21	THERMO-MECHANICAL NON-CONIFEROUS PULP	.	0	.	0	.	0	.	0	.	.
1.22	THERMO-MECHANICAL CONIFEROUS PULP	.	0	.	0	.	0	.	0	.	.
1.3	SEMI-CHEMICAL PULP	0	0	0	0	0	0	0	0	0	0
1.31	SEMI-CHEMICAL NON-CONIFEROUS PULP	0	0	0	0	0	0	0	0	0	0
1.32	SEMI-CHEMICAL CONIFEROUS PULP	0	0	0	0	0	0	0	0	0	0
1.4	CHEMICAL PULP TOTAL	27	0	27	0	27	0	27	0	27	27
1.41	UNBLEACHED SULPHITE PULP	0	0	0	0	0	0	0	0	0	0
1.411	UNBLEACHED NON-CONIFEROUS SULPHITE PULP	0	0	0	0	0	0	0	0	0	0
1.412	UNBLEACHED CONIFEROUS SULPHITE PULP	0	0	0	0	0	0	0	0	0	0
1.42	BLEACHED SULPHITE PULP	0	0	0	0	0	0	0	0	0	0
1.421	BLEACHED NON-CONIFEROUS SULPHITE PULP	0	0	0	0	0	0	0	0	0	0
1.422	BLEACHED CONIFEROUS SULPHITE PULP	0	0	0	0	0	0	0	0	0	0
1.43	UNBLEACHED SULPHATE PULP	5	0	5	0	5	0	5	0	5	5
1.431	UNBLEACHED NON-CONIFEROUS SULPHATE PULP	.	0	.	0	.	0	.	0	.	.
1.432	UNBLEACHED CONIFEROUS SULPHATE PULP	.	0	.	0	.	0	.	0	.	.
1.44	BLEACHED SULPHATE+SODA PULP	22	0	22	0	22	0	22	0	22	22
1.441	BLEACHED NON-CONIFEROUS SULPHATE+SODA PULP	.	0	.	0	.	0	.	0	.	.
1.442	BLEACHED CONIFEROUS SULPHATE+SODA PULP	.	0	.	0	.	0	.	0	.	.
2	PULP OF OTHER FIBRE FOR PAPER AND BOARD	63	0	63	0	63	0	63	0	63	63
2.1	PULP OF STRAW	5	0	5	0	5	0	5	0	5	5
2.2	PULP OF BAGASSE	5	0	5	0	5	0	5	0	5	5
2.3	PULP OF BAMBOO	53	0	53	0	53	0	53	0	53	53
2.4	PULP OF OTHER FIBRE	0	0	0	0	0	0	0	0	0	0
3	DISSOLVING PULP,WOOD+OTHER RAW MATERIALS	0	0	0	0	0	0	0	0	0	0
3.1	NON-CONIFEROUS DISSOLVING PULP	0	0	0	0	0	0	0	0	0	0
3.2	CONIFEROUS DISSOLVING PULP	0	0	0	0	0	0	0	0	0	0

		1988	1989	1990	1991	1992	1993
		TOTAL CAPACITY IN 1000 METRIC TONS PER YEAR					
4	PAPER AND PAPERBOARD	137	137	137	137	137	137
4.1	NEWSPRINT	31	31	31	31	31	31
4.2	OTHER PRINTING AND WRITING PAPER	79	79	79	79	79	79
4.21	COATED PRINTING AND WRITING PAPER	0	0	0	0	0	0
4.211	COATED WOOD CONTAINING PRINT&WRITING PAPER	0	0	0	0	0	0
4.212	COATED WOODFREE PRINTING & WRITING PAPER	0	0	0	0	0	0
4.22	UNCOATED PRINTING AND WRITING PAPER	79	79	79	79	79	79
4.221	UNCOATED WOOD CONTAINING PRINT&WRIT PAPER	0	0	0	0	0	0
4.222	UNCOATED WOODFREE PRINTING & WRIT PAPER	0	0	0	0	0	0
4.3	OTHER PAPER AND PAPERBOARD	27	27	27	27	27	27
4.31	HOUSEHOLD AND SANITARY PAPER	0	0	0	0	0	0
4.32	WRAPPING AND PACKAGING PAPER AND BOARD	27	27	27	27	27	27
4.321	LINERBOARD	0	0	0	0	0	0
4.3211	KRAFT LINER	0	0	0	0	0	0
4.32111	UNBLEACHED KRAFT LINER	0	0	0	0	0	0
4.32112	BLEACHED KRAFT LINER	0	0	0	0	0	0
4.3212	OTHER LINERBOARD	0	0	0	0	0	0
4.322	FLUTING MEDIUM	0	0	0	0	0	0
4.3221	SEMI-CHEMICAL FLUTING MEDIUM	0	0	0	0	0	0
4.3222	OTHER FLUTING MEDIUM	0	0	0	0	0	0
4.323	KRAFT WRAPPING AND PACKAGING	0	0	0	0	0	0
4.3231	SACK KRAFT	0	0	0	0	0	0
4.3232	OTHER KRAFT WRAPPING AND PACKAGING	0	0	0	0	0	0
4.324	FOLDING BOXBOARD	0	0	0	0	0	0
4.3241	PULP BASED FOLDING BOXBOARD	0	0	0	0	0	0
4.32411	BLEACHED CHEMICAL PULP FOLDING BOXBOARD	0	0	0	0	0	0
4.32412	OTHER PULP BASED FOLDING BOXBOARD	0	0	0	0	0	0
4.3242	WASTE PAPER BASED FOLDING BOXBOARD	0	0	0	0	0	0
4.325	OTHER WRAPPING AND PACKAGING N.E.S.	27	27	27	27	27	27
4.3251	OTHER WRAPPING PAPER	27	27	27	27	27	27
4.3252	OTHER PACKAGING PAPERBOARD	0	0	0	0	0	0
4.33	OTHER PAPER AND PAPERBOARD N.E.S. TOTAL	0	0	0	0	0	0
4.331	OTHER PAPER N.E.S.	0	0	0	0	0	0
4.332	OTHER PAPERBOARD N.E.S.	0	0	0	0	0	0

*)

ALBANIA

	PROCESS	1988 TOTAL CAPACITY	1988 OF WHICH MARKET PULP	1989 TOTAL CAPACITY	1989 OF WHICH MARKET PULP	1990 TOTAL CAPACITY	1990 OF WHICH MARKET PULP	1991 TOTAL CAPACITY	1991 OF WHICH MARKET PULP	1992 TOTAL CAPACITY	1993 TOTAL CAPACITY
		1000 METRIC TONS (AIR DRY) PER YEAR									
1	WOOD PULP FOR PAPER AND PAPERBOARD	10	0	10	0	10	0	10	0	10	10
1.1	MECHANICAL PULP	0	0	0	0	0	0	0	0	0	0
1.11	MECHANICAL NON-CONIFEROUS PULP	0	0	0	0	0	0	0	0	0	0
1.12	MECHANICAL CONIFEROUS PULP	0	0	0	0	0	0	0	0	0	0
1.2	THERMO-MECHANICAL PULP	0	0	0	0	0	0	0	0	0	0
1.21	THERMO-MECHANICAL NON-CONIFEROUS PULP	0	0	0	0	0	0	0	0	0	0
1.22	THERMO-MECHANICAL CONIFEROUS PULP	0	0	0	0	0	0	0	0	0	0
1.3	SEMI-CHEMICAL PULP	0	0	0	0	0	0	0	0	0	0
1.31	SEMI-CHEMICAL NON-CONIFEROUS PULP	0	0	0	0	0	0	0	0	0	0
1.32	SEMI-CHEMICAL CONIFEROUS PULP	0	0	0	0	0	0	0	0	0	0
1.4	CHEMICAL PULP TOTAL	10	0	10	0	10	0	10	0	10	10
1.41	UNBLEACHED SULPHITE PULP	.	0	.	0	.	0	.	0	.	.
1.411	UNBLEACHED NON-CONIFEROUS SULPHITE PULP	.	0	.	0	.	0	.	0	.	.
1.412	UNBLEACHED CONIFEROUS SULPHITE PULP	.	0	.	0	.	0	.	0	.	.
1.42	BLEACHED SULPHITE PULP	.	0	.	0	.	0	.	0	.	.
1.421	BLEACHED NON-CONIFEROUS SULPHITE PULP	.	0	.	0	.	0	.	0	.	.
1.422	BLEACHED CONIFEROUS SULPHITE PULP	.	0	.	0	.	0	.	0	.	.
1.43	UNBLEACHED SULPHATE PULP	.	0	.	0	.	0	.	0	.	.
1.431	UNBLEACHED NON-CONIFEROUS SULPHATE PULP	.	0	.	0	.	0	.	0	.	.
1.432	UNBLEACHED CONIFEROUS SULPHATE PULP	.	0	.	0	.	0	.	0	.	.
1.44	BLEACHED SULPHATE+SODA PULP	.	0	.	0	.	0	.	0	.	.
1.441	BLEACHED NON-CONIFEROUS SULPHATE+SODA PULP	.	0	.	0	.	0	.	0	.	.
1.442	BLEACHED CONIFEROUS SULPHATE+SODA PULP	.	0	.	0	.	0	.	0	.	.
2	PULP OF OTHER FIBRE FOR PAPER AND BOARD	5	0	5	0	5	0	5	0	5	5
2.1	PULP OF STRAW	5	0	5	0	5	0	5	0	5	5
2.2	PULP OF BAGASSE	0	0	0	0	0	0	0	0	0	0
2.3	PULP OF BAMBOO	0	0	0	0	0	0	0	0	0	0
2.4	PULP OF OTHER FIBRE	0	0	0	0	0	0	0	0	0	0
3	DISSOLVING PULP,WOOD+OTHER RAW MATERIALS	0	0	0	0	0	0	0	0	0	0
3.1	NON-CONIFEROUS DISSOLVING PULP	0	0	0	0	0	0	0	0	0	0
3.2	CONIFEROUS DISSOLVING PULP	0	0	0	0	0	0	0	0	0	0

	PROCESS	1988	1989	1990	1991	1992	1993
		TOTAL CAPACITY IN 1000 METRIC TONS PER YEAR					
4	PAPER AND PAPERBOARD	15	15	15	15	15	15
4.1	NEWSPRINT	0	0	0	0	0	0
4.2	OTHER PRINTING AND WRITING PAPER	7	7	7	7	7	7
4.21	COATED PRINTING AND WRITING PAPER	.	.	.	.	.	.
4.211	COATED WOOD CONTAINING PRINT&WRITING PAPER	.	.	.	.	.	.
4.212	COATED WOODFREE PRINTING & WRITING PAPER	.	.	.	.	.	.
4.22	UNCOATED PRINTING AND WRITING PAPER	.	.	.	.	.	.
4.221	UNCOATED WOOD CONTAINING PRINT&WRIT PAPER	.	.	.	.	.	.
4.222	UNCOATED WOODFREE PRINTING & WRIT PAPER	.	.	.	.	.	.
4.3	OTHER PAPER AND PAPERBOARD	8	8	8	8	8	8
4.31	HOUSEHOLD AND SANITARY PAPER	0	0	0	0	0	0
4.32	WRAPPING AND PACKAGING PAPER AND BOARD	8	8	8	8	8	8
4.321	LINERBOARD	0	0	0	0	0	0
4.3211	KRAFT LINER	0	0	0	0	0	0
4.32111	UNBLEACHED KRAFT LINER	0	0	0	0	0	0
4.32112	BLEACHED KRAFT LINER	0	0	0	0	0	0
4.3212	OTHER LINERBOARD	0	0	0	0	0	0
4.322	FLUTING MEDIUM	0	0	0	0	0	0
4.3221	SEMI-CHEMICAL FLUTING MEDIUM	0	0	0	0	0	0
4.3222	OTHER FLUTING MEDIUM	0	0	0	0	0	0
4.323	KRAFT WRAPPING AND PACKAGING	0	0	0	0	0	0
4.3231	SACK KRAFT	0	0	0	0	0	0
4.3232	OTHER KRAFT WRAPPING AND PACKAGING	0	0	0	0	0	0
4.324	FOLDING BOXBOARD	0	0	0	0	0	0
4.3241	PULP BASED FOLDING BOXBOARD	0	0	0	0	0	0
4.32411	BLEACHED CHEMICAL PULP FOLDING BOXBOARD	0	0	0	0	0	0
4.32412	OTHER PULP BASED FOLDING BOXBOARD	0	0	0	0	0	0
4.3242	WASTE PAPER BASED FOLDING BOXBOARD	0	0	0	0	0	0
4.325	OTHER WRAPPING AND PACKAGING N.E.S.	8	8	8	8	8	8
4.3251	OTHER WRAPPING PAPER	0	0	0	0	0	0
4.3252	OTHER PACKAGING PAPERBOARD	8	8	8	8	8	8
4.33	OTHER PAPER AND PAPERBOARD N.E.S. TOTAL	0	0	0	0	0	0
4.331	OTHER PAPER N.E.S.	0	0	0	0	0	0
4.332	OTHER PAPERBOARD N.E.S.	0	0	0	0	0	0

*)

AUSTRIA

	PROCESS	1988 TOTAL OF CAPA-CITY	1988 WHICH MARKET PULP	1989 TOTAL OF CAPA-CITY	1989 WHICH MARKET PULP	1990 TOTAL OF CAPA-CITY	1990 WHICH MARKET PULP	1991 TOTAL OF CAPA-CITY	1991 WHICH MARKET PULP	1992 TOTAL CAPA-CITY	1993 TOTAL CAPA-CITY
		1000 METRIC TONS (AIR DRY) PER YEAR									
1	WOOD PULP FOR PAPER AND PAPERBOARD	1545	401	1585	401	1745	401	1805	401	1805	1855
1.1	MECHANICAL PULP	315	0	320	0	440	0	440	0	440	440
1.11	MECHANICAL NON-CONIFEROUS PULP	0	0	0	0	0	0	0	0	0	0
1.12	MECHANICAL CONIFEROUS PULP	315	0	320	0	440	0	440	0	440	440
1.2	THERMO-MECHANICAL PULP	0	0	0	0	40	0	100	0	100	100
1.21	THERMO-MECHANICAL NON-CONIFEROUS PULP	0	0	0	0	0	0	0	0	0	0
1.22	THERMO-MECHANICAL CONIFEROUS PULP	0	0	0	0	40	0	100	0	100	100
1.3	SEMI-CHEMICAL PULP	.	.	.	0	.	0	.	0	.	.
1.31	SEMI-CHEMICAL NON-CONIFEROUS PULP	.	.	.	0	.	0	.	0	.	.
1.32	SEMI-CHEMICAL CONIFEROUS PULP	.	.	.	0	.	0	.	0	.	.
1.4	CHEMICAL PULP TOTAL	1230	401	1265	401	1265	401	1265	401	1265	1315
1.41	UNBLEACHED SULPHITE PULP	56	6	61	6	61	6	61	6	61	61
1.411	UNBLEACHED NON-CONIFEROUS SULPHITE PULP	40	.	45	.	45	.	45	.	45	45
1.412	UNBLEACHED CONIFEROUS SULPHITE PULP	16	.	16	.	16	.	16	.	16	16
1.42	BLEACHED SULPHITE PULP	585	150	610	150	610	150	610	150	610	610
1.421	BLEACHED NON-CONIFEROUS SULPHITE PULP	75	0	75	0	75	0	75	0	75	75
1.422	BLEACHED CONIFEROUS SULPHITE PULP	510	150	535	150	535	150	535	150	535	535
1.43	UNBLEACHED SULPHATE PULP	369	50	374	50	374	50	374	50	374	424
1.431	UNBLEACHED NON-CONIFEROUS SULPHATE PULP	0	0	0	0	0	0	0	0	0	0
1.432	UNBLEACHED CONIFEROUS SULPHATE PULP	369	50	374	50	374	50	374	50	374	424
1.44	BLEACHED SULPHATE+SODA PULP	220	195	220	195	220	195	220	195	220	220
1.441	BLEACHED NON-CONIFEROUS SULPHATE+SODA PULP	0	0	0	0	0	0	0	0	0	0
1.442	BLEACHED CONIFEROUS SULPHATE+SODA PULP	220	195	220	195	220	195	220	195	220	220
2	PULP OF OTHER FIBRE FOR PAPER AND BOARD	0	0	0	0	0	0	0	0	0	0
2.1	PULP OF STRAW	0	0	0	0	0	0	0	0	0	0
2.2	PULP OF BAGASSE	0	0	0	0	0	0	0	0	0	0
2.3	PULP OF BAMBOO	0	0	0	0	0	0	0	0	0	0
2.4	PULP OF OTHER FIBRE	0	0	0	0	0	0	0	0	0	0
3	DISSOLVING PULP,WOOD+OTHER RAW MATERIALS	141	0	141	0	141	0	141	0	141	141
3.1	NON-CONIFEROUS DISSOLVING PULP	141	0	141	0	141	0	141	0	141	141
3.2	CONIFEROUS DISSOLVING PULP	0	0	0	0	0	0	0	0	0	0

		1988	1989	1990	1991	1992	1993
		TOTAL CAPACITY IN 1000 METRIC TONS PER YEAR					
4	PAPER AND PAPERBOARD	3001	3072	3257	3503	3533	3533
4.1	NEWSPRINT	286	286	346	566	566	566
4.2	OTHER PRINTING AND WRITING PAPER	1386	1411	1536	1562	1592	1592
4.21	COATED PRINTING AND WRITING PAPER	640	655	780	780	780	780
4.211	COATED WOOD CONTAINING PRINT&WRITING PAPER	.	.	160	160	160	160
4.212	COATED WOODFREE PRINTING & WRITING PAPER	.	.	620	620	620	620
4.22	UNCOATED PRINTING AND WRITING PAPER	746	756	756	782	812	812
4.221	UNCOATED WOOD CONTAINING PRINT&WRIT PAPER	399	409	409	435	465	465
4.222	UNCOATED WOODFREE PRINTING & WRIT PAPER	347	347	347	347	347	347
4.3	OTHER PAPER AND PAPERBOARD	1329	1375	1375	1375	1375	1375
4.31	HOUSEHOLD AND SANITARY PAPER	118	118	118	118	118	118
4.32	WRAPPING AND PACKAGING PAPER AND BOARD	1146	1179	1179	1179	1179	1179
4.321	LINERBOARD	160	160	160	160	160	160
4.3211	KRAFT LINER	160	160	160	160	160	160
4.32111	UNBLEACHED KRAFT LINER	160	160	160	160	160	160
4.32112	BLEACHED KRAFT LINER	0	0	0	0	0	0
4.3212	OTHER LINERBOARD	.	.	.	.	.	.
4.322	FLUTING MEDIUM	310	345	345	345	345	345
4.3221	SEMI-CHEMICAL FLUTING MEDIUM	.	.	.	.	.	.
4.3222	OTHER FLUTING MEDIUM	.	.	.	.	.	.
4.323	KRAFT WRAPPING AND PACKAGING	231	231	231	231	231	231
4.3231	SACK KRAFT	170	170	170	170	170	170
4.3232	OTHER KRAFT WRAPPING AND PACKAGING	61	61	61	61	61	61
4.324	FOLDING BOXBOARD	387	397	397	397	397	397
4.3241	PULP BASED FOLDING BOXBOARD	.	.	.	.	.	.
4.32411	BLEACHED CHEMICAL PULP FOLDING BOXBOARD	.	.	.	.	.	.
4.32412	OTHER PULP BASED FOLDING BOXBOARD	.	.	.	.	.	.
4.3242	WASTE PAPER BASED FOLDING BOXBOARD	.	.	.	.	.	.
4.325	OTHER WRAPPING AND PACKAGING N.E.S.	58	46	46	46	46	46
4.3251	OTHER WRAPPING PAPER	30	20	20	20	20	20
4.3252	OTHER PACKAGING PAPERBOARD	28	26	26	26	26	26
4.33	OTHER PAPER AND PAPERBOARD N.E.S. TOTAL	65	78	78	78	78	78
4.331	OTHER PAPER N.E.S.	52	60	60	60	60	60
4.332	OTHER PAPERBOARD N.E.S.	13	18	18	18	18	18

BELGIUM-LUXEMBOURG

	PROCESS	1988 TOTAL CAPACITY	1988 OF WHICH MARKET PULP	1989 TOTAL CAPACITY	1989 OF WHICH MARKET PULP	1990 TOTAL CAPACITY	1990 OF WHICH MARKET PULP	1991 TOTAL CAPACITY	1991 OF WHICH MARKET PULP	1992 TOTAL CAPACITY	1993 TOTAL CAPACITY
		1000 METRIC TONS (AIR DRY) PER YEAR									
1	WOOD PULP FOR PAPER AND PAPERBOARD	463	0	480	0	495	0	545	0	545	545
1.1	MECHANICAL PULP	100	0	100	0	110	0	110	0	110	110
1.11	MECHANICAL NON-CONIFEROUS PULP	0	0	0	0	0	0	0	0	0	0
1.12	MECHANICAL CONIFEROUS PULP	100	0	100	0	110	0	110	0	110	110
1.2	THERMO-MECHANICAL PULP	123	0	140	0	145	0	195	0	195	195
1.21	THERMO-MECHANICAL NON-CONIFEROUS PULP	0	0	0	0	0	0	0	0	0	0
1.22	THERMO-MECHANICAL CONIFEROUS PULP	123	0	140	0	145	0	195	0	195	195
1.3	SEMI-CHEMICAL PULP	0	0	0	0	0	0	0	0	0	0
1.31	SEMI-CHEMICAL NON-CONIFEROUS PULP	0	0	0	0	0	0	0	0	0	0
1.32	SEMI-CHEMICAL CONIFEROUS PULP	0	0	0	0	0	0	0	0	0	0
1.4	CHEMICAL PULP TOTAL	240	0	240	0	240	0	240	0	240	240
1.41	UNBLEACHED SULPHITE PULP	0	0	0	0	0	0	0	0	0	0
1.411	UNBLEACHED NON-CONIFEROUS SULPHITE PULP	0	0	0	0	0	0	0	0	0	0
1.412	UNBLEACHED CONIFEROUS SULPHITE PULP	0	0	0	0	0	0	0	0	0	0
1.42	BLEACHED SULPHITE PULP	0	0	0	0	0	0	0	0	0	0
1.421	BLEACHED NON-CONIFEROUS SULPHITE PULP	0	0	0	0	0	0	0	0	0	0
1.422	BLEACHED CONIFEROUS SULPHITE PULP	0	0	0	0	0	0	0	0	0	0
1.43	UNBLEACHED SULPHATE PULP	0	0	0	0	0	0	0	0	0	0
1.431	UNBLEACHED NON-CONIFEROUS SULPHATE PULP	0	0	0	0	0	0	0	0	0	0
1.432	UNBLEACHED CONIFEROUS SULPHATE PULP	0	0	0	0	0	0	0	0	0	0
1.44	BLEACHED SULPHATE+SODA PULP	240	0	240	0	240	0	240	0	240	240
1.441	BLEACHED NON-CONIFEROUS SULPHATE+SODA PULP	240	0	240	0	240	0	240	0	240	240
1.442	BLEACHED CONIFEROUS SULPHATE+SODA PULP	0	0	0	0	0	0	0	0	0	0
2	PULP OF OTHER FIBRE FOR PAPER AND BOARD	0	0	0	0	0	0	0	0	0	0
2.1	PULP OF STRAW	0	0	0	0	0	0	0	0	0	0
2.2	PULP OF BAGASSE	0	0	0	0	0	0	0	0	0	0
2.3	PULP OF BAMBOO	0	0	0	0	0	0	0	0	0	0
2.4	PULP OF OTHER FIBRE	0	0	0	0	0	0	0	0	0	0
3	DISSOLVING PULP, WOOD+OTHER RAW MATERIALS	0	0	0	0	0	0	0	0	0	0
3.1	NON-CONIFEROUS DISSOLVING PULP	0	0	0	0	0	0	0	0	0	0
3.2	CONIFEROUS DISSOLVING PULP	0	0	0	0	0	0	0	0	0	0

		1988	1989	1990	1991	1992	1993
		TOTAL CAPACITY IN 1000 METRIC TONS PER YEAR					
4	PAPER AND PAPERBOARD	1102	1156	1184	1194	1194	1194
4.1	NEWSPRINT	120	135	135	135	135	135
4.2	OTHER PRINTING AND WRITING PAPER	637	657	685	687	687	687
4.21	COATED PRINTING AND WRITING PAPER	387	404	412	414	414	414
4.211	COATED WOOD CONTAINING PRINT&WRITING PAPER	284	311	319	321	321	321
4.212	COATED WOODFREE PRINTING & WRITING PAPER	103	93	93	93	93	93
4.22	UNCOATED PRINTING AND WRITING PAPER	250	253	273	273	273	273
4.221	UNCOATED WOOD CONTAINING PRINT&WRIT PAPER	205	205	225	225	225	225
4.222	UNCOATED WOODFREE PRINTING & WRIT PAPER	45	48	48	48	48	48
4.3	OTHER PAPER AND PAPERBOARD	345	364	364	372	372	372
4.31	HOUSEHOLD AND SANITARY PAPER	108	123	123	128	128	128
4.32	WRAPPING AND PACKAGING PAPER AND BOARD	198	200	200	201	201	201
4.321	LINERBOARD	67	67	67	67	67	67
4.3211	KRAFT LINER	0	0	0	0	0	0
4.32111	UNBLEACHED KRAFT LINER	0	0	0	0	0	0
4.32112	BLEACHED KRAFT LINER	0	0	0	0	0	0
4.3212	OTHER LINERBOARD	67	67	67	67	67	67
4.322	FLUTING MEDIUM	47	48	48	48	48	48
4.3221	SEMI-CHEMICAL FLUTING MEDIUM	12	13	13	13	13	13
4.3222	OTHER FLUTING MEDIUM	35	35	35	35	35	35
4.323	KRAFT WRAPPING AND PACKAGING	0	0	0	0	0	0
4.3231	SACK KRAFT	0	0	0	0	0	0
4.3232	OTHER KRAFT WRAPPING AND PACKAGING	0	0	0	0	0	0
4.324	FOLDING BOXBOARD	36	37	37	38	38	38
4.3241	PULP BASED FOLDING BOXBOARD	36	37	37	38	38	38
4.32411	BLEACHED CHEMICAL PULP FOLDING BOXBOARD	0	0	0	0	0	0
4.32412	OTHER PULP BASED FOLDING BOXBOARD	36	37	37	38	38	38
4.3242	WASTE PAPER BASED FOLDING BOXBOARD	0	0	0	0	0	0
4.325	OTHER WRAPPING AND PACKAGING N.E.S.	48	48	48	48	48	48
4.3251	OTHER WRAPPING PAPER	13	13	13	13	13	13
4.3252	OTHER PACKAGING PAPERBOARD	35	35	35	35	35	35
4.33	OTHER PAPER AND PAPERBOARD N.E.S. TOTAL	39	41	41	43	43	43
4.331	OTHER PAPER N.E.S.	19	21	21	23	23	23
4.332	OTHER PAPERBOARD N.E.S.	20	20	20	20	20	20

*)

BULGARIA

	PROCESS	1988 TOTAL CAPA-CITY	1988 OF WHICH MARKET PULP	1989 TOTAL CAPA-CITY	1989 OF WHICH MARKET PULP	1990 TOTAL CAPA-CITY	1990 OF WHICH MARKET PULP	1991 TOTAL CAPA-CITY	1991 OF WHICH MARKET PULP	1992 TOTAL CAPA-CITY	1993 TOTAL CAPA-CITY
		1000 METRIC TONS (AIR DRY) PER YEAR									
1	WOOD PULP FOR PAPER AND PAPERBOARD	275	107	299	117	307	122	322	122	322	322
1.1	MECHANICAL PULP	25	7	25	7	25	7	25	7	25	25
1.11	MECHANICAL NON-CONIFEROUS PULP	.	.	.	.	.	.	.	.	.	.
1.12	MECHANICAL CONIFEROUS PULP	.	.	.	.	.	.	.	.	.	.
1.2	THERMO-MECHANICAL PULP	0	0	0	0	0	0	0	0	0	0
1.21	THERMO-MECHANICAL NON-CONIFEROUS PULP	0	0	0	0	0	0	0	0	0	0
1.22	THERMO-MECHANICAL CONIFEROUS PULP	0	0	0	0	0	0	0	0	0	0
1.3	SEMI-CHEMICAL PULP	90	50	114	60	122	65	137	65	137	137
1.31	SEMI-CHEMICAL NON-CONIFEROUS PULP	90	50	114	60	122	65	137	65	137	137
1.32	SEMI-CHEMICAL CONIFEROUS PULP	0	0	0	0	0	0	0	0	0	0
1.4	CHEMICAL PULP TOTAL	160	50	160	50	160	50	160	50	160	160
1.41	UNBLEACHED SULPHITE PULP	0	0	0	0	0	0	0	0	0	0
1.411	UNBLEACHED NON-CONIFEROUS SULPHITE PULP	0	0	0	0	0	0	0	0	0	0
1.412	UNBLEACHED CONIFEROUS SULPHITE PULP	0	0	0	0	0	0	0	0	0	0
1.42	BLEACHED SULPHITE PULP	0	0	0	0	0	0	0	0	0	0
1.421	BLEACHED NON-CONIFEROUS SULPHITE PULP	0	0	0	0	0	0	0	0	0	0
1.422	BLEACHED CONIFEROUS SULPHITE PULP	0	0	0	0	0	0	0	0	0	0
1.43	UNBLEACHED SULPHATE PULP	160	50	160	50	160	50	160	50	160	160
1.431	UNBLEACHED NON-CONIFEROUS SULPHATE PULP	.	.	.	.	.	.	.	.	.	.
1.432	UNBLEACHED CONIFEROUS SULPHATE PULP	.	.	.	.	.	.	.	.	.	.
1.44	BLEACHED SULPHATE+SODA PULP	0	0	0	0	0	0	0	0	0	0
1.441	BLEACHED NON-CONIFEROUS SULPHATE+SODA PULP	0	0	0	0	0	0	0	0	0	0
1.442	BLEACHED CONIFEROUS SULPHATE+SODA PULP	0	0	0	0	0	0	0	0	0	0
2	PULP OF OTHER FIBRE FOR PAPER AND BOARD	28	16	28	16	28	16	40	16	40	40
2.1	PULP OF STRAW	28	16	28	16	28	16	40	16	40	40
2.2	PULP OF BAGASSE	0	0	0	0	0	0	0	0	0	0
2.3	PULP OF BAMBOO	0	0	0	0	0	0	0	0	0	0
2.4	PULP OF OTHER FIBRE	0	0	0	0	0	0	0	0	0	0
3	DISSOLVING PULP,WOOD+OTHER RAW MATERIALS	40	0	40	0	40	0	40	0	40	40
3.1	NON-CONIFEROUS DISSOLVING PULP	40	0	40	0	40	0	40	0	40	40
3.2	CONIFEROUS DISSOLVING PULP	0	0	0	0	0	0	0	0	0	0

		1988	1989	1990	1991	1992	1993
		TOTAL CAPACITY IN 1000 METRIC TONS PER YEAR					
4	PAPER AND PAPERBOARD	600	625	673	673	673	673
4.1	NEWSPRINT	0	0	0	0	0	0
4.2	OTHER PRINTING AND WRITING PAPER	108	118	141	141	141	141
4.21	COATED PRINTING AND WRITING PAPER	36	36	36	36	36	36
4.211	COATED WOOD CONTAINING PRINT&WRITING PAPER	30	30	30	30	30	30
4.212	COATED WOODFREE PRINTING & WRITING PAPER	6	6	6	6	6	6
4.22	UNCOATED PRINTING AND WRITING PAPER	72	82	105	105	105	105
4.221	UNCOATED WOOD CONTAINING PRINT&WRIT PAPER	12	12	32	32	32	32
4.222	UNCOATED WOODFREE PRINTING & WRIT PAPER	60	70	73	73	73	73
4.3	OTHER PAPER AND PAPERBOARD	492	507	532	532	532	532
4.31	HOUSEHOLD AND SANITARY PAPER	28	28	28	28	28	28
4.32	WRAPPING AND PACKAGING PAPER AND BOARD	418	433	458	458	458	458
4.321	LINERBOARD	95	95	100	100	100	100
4.3211	KRAFT LINER	0	0	0	0	0	0
4.32111	UNBLEACHED KRAFT LINER	0	0	0	0	0	0
4.32112	BLEACHED KRAFT LINER	0	0	0	0	0	0
4.3212	OTHER LINERBOARD	95	95	100	100	100	100
4.322	FLUTING MEDIUM	148	148	148	148	148	148
4.3221	SEMI-CHEMICAL FLUTING MEDIUM	75	75	75	75	75	75
4.3222	OTHER FLUTING MEDIUM	73	73	73	73	73	73
4.323	KRAFT WRAPPING AND PACKAGING	56	61	61	61	61	61
4.3231	SACK KRAFT	40	45	45	45	45	45
4.3232	OTHER KRAFT WRAPPING AND PACKAGING	16	16	16	16	16	16
4.324	FOLDING BOXBOARD	52	56	76	76	76	76
4.3241	PULP BASED FOLDING BOXBOARD	27	27	27	27	27	27
4.32411	BLEACHED CHEMICAL PULP FOLDING BOXBOARD	2	2	2	2	2	2
4.32412	OTHER PULP BASED FOLDING BOXBOARD	25	25	25	25	25	25
4.3242	WASTE PAPER BASED FOLDING BOXBOARD	25	29	49	49	49	49
4.325	OTHER WRAPPING AND PACKAGING N.E.S.	67	73	73	73	73	73
4.3251	OTHER WRAPPING PAPER	67	73	73	73	73	73
4.3252	OTHER PACKAGING PAPERBOARD	0	0	0	0	0	0
4.33	OTHER PAPER AND PAPERBOARD N.E.S. TOTAL	46	46	46	46	46	46
4.331	OTHER PAPER N.E.S.	4	4	4	4	4	4
4.332	OTHER PAPERBOARD N.E.S.	42	42	42	42	42	42

*)

CZECHOSLOVAKIA

	PROCESS	1988 TOTAL CAPACITY	1988 OF WHICH MARKET PULP	1989 TOTAL CAPACITY	1989 OF WHICH MARKET PULP	1990 TOTAL CAPACITY	1990 OF WHICH MARKET PULP	1991 TOTAL CAPACITY	1991 OF WHICH MARKET PULP	1992 TOTAL CAPACITY	1993 TOTAL CAPACITY
		1000 METRIC TONS (AIR DRY) PER YEAR									
1	WOOD PULP FOR PAPER AND PAPERBOARD	1203	536	1190	531	1192	531	1192	531	1192	1192
1.1	MECHANICAL PULP	174	2	174	2	174	2	174	2	174	174
1.11	MECHANICAL NON-CONIFEROUS PULP	0	0	0	0	0	0	0	0	0	0
1.12	MECHANICAL CONIFEROUS PULP	174	2	174	2	174	2	174	2	174	174
1.2	THERMO-MECHANICAL PULP	0	0	0	0	0	0	0	0	0	0
1.21	THERMO-MECHANICAL NON-CONIFEROUS PULP	0	0	0	0	0	0	0	0	0	0
1.22	THERMO-MECHANICAL CONIFEROUS PULP	0	0	0	0	0	0	0	0	0	0
1.3	SEMI-CHEMICAL PULP	127	0	127	0	127	0	127	0	127	127
1.31	SEMI-CHEMICAL NON-CONIFEROUS PULP	127	0	127	0	127	0	127	0	127	127
1.32	SEMI-CHEMICAL CONIFEROUS PULP	0	0	0	0	0	0	0	0	0	0
1.4	CHEMICAL PULP TOTAL	902	534	889	529	891	529	891	529	891	891
1.41	UNBLEACHED SULPHITE PULP	135	50	127	50	129	50	129	50	129	129
1.411	UNBLEACHED NON-CONIFEROUS SULPHITE PULP	0	0	0	0	0	0	0	0	0	0
1.412	UNBLEACHED CONIFEROUS SULPHITE PULP	135	50	127	50	129	50	129	50	129	129
1.42	BLEACHED SULPHITE PULP	276	250	271	245	271	245	271	245	271	271
1.421	BLEACHED NON-CONIFEROUS SULPHITE PULP	56	40	56	40	56	40	56	40	56	56
1.422	BLEACHED CONIFEROUS SULPHITE PULP	220	210	215	205	215	205	215	205	215	215
1.43	UNBLEACHED SULPHATE PULP	165	0	165	0	165	0	165	0	165	165
1.431	UNBLEACHED NON-CONIFEROUS SULPHATE PULP	0	0	0	0	0	0	0	0	0	0
1.432	UNBLEACHED CONIFEROUS SULPHATE PULP	165	0	165	0	165	0	165	0	165	165
1.44	BLEACHED SULPHATE+SODA PULP	326	234	326	234	326	234	326	234	326	326
1.441	BLEACHED NON-CONIFEROUS SULPHATE+SODA PULP	116	74	116	74	116	74	116	74	116	116
1.442	BLEACHED CONIFEROUS SULPHATE+SODA PULP	210	160	210	160	210	160	210	160	210	210
2	PULP OF OTHER FIBRE FOR PAPER AND BOARD	25	1	25	1	25	1	25	1	25	25
2.1	PULP OF STRAW	0	0	0	0	0	0	0	0	0	0
2.2	PULP OF BAGASSE	0	0	0	0	0	0	0	0	0	0
2.3	PULP OF BAMBOO	0	0	0	0	0	0	0	0	0	0
2.4	PULP OF OTHER FIBRE	25	1	25	1	25	1	25	1	25	25
3	DISSOLVING PULP,WOOD+OTHER RAW MATERIALS	65	63	68	68	80	68	80	68	80	80
3.1	NON-CONIFEROUS DISSOLVING PULP	65	63	63	63	65	63	65	63	65	65
3.2	CONIFEROUS DISSOLVING PULP	0	0	5	5	15	5	15	5	15	15

		1988	1989	1990	1991	1992	1993
		TOTAL CAPACITY IN 1000 METRIC TONS PER YEAR					
4	PAPER AND PAPERBOARD	1364	1401	1525	1625	1625	1625
4.1	NEWSPRINT	80	105	105	105	105	105
4.2	OTHER PRINTING AND WRITING PAPER	267	267	282	382	382	382
4.21	COATED PRINTING AND WRITING PAPER	32	32	47	47	47	47
4.211	COATED WOOD CONTAINING PRINT&WRITING PAPER	16	16	16	16	16	16
4.212	COATED WOODFREE PRINTING & WRITING PAPER	16	16	31	31	31	31
4.22	UNCOATED PRINTING AND WRITING PAPER	235	235	235	335	335	335
4.221	UNCOATED WOOD CONTAINING PRINT&WRIT PAPER	90	90	90	90	90	90
4.222	UNCOATED WOODFREE PRINTING & WRIT PAPER	145	145	145	245	245	245
4.3	OTHER PAPER AND PAPERBOARD	1017	1029	1138	1138	1138	1138
4.31	HOUSEHOLD AND SANITARY PAPER	64	64	73	73	73	73
4.32	WRAPPING AND PACKAGING PAPER AND BOARD	788	800	900	900	900	900
4.321	LINERBOARD	75	112	157	157	157	157
4.3211	KRAFT LINER	0	0	0	0	0	0
4.32111	UNBLEACHED KRAFT LINER	0	0	0	0	0	0
4.32112	BLEACHED KRAFT LINER	0	0	0	0	0	0
4.3212	OTHER LINERBOARD	75	112	157	157	157	157
4.322	FLUTING MEDIUM	162	162	202	202	202	202
4.3221	SEMI-CHEMICAL FLUTING MEDIUM	150	150	150	150	150	150
4.3222	OTHER FLUTING MEDIUM	12	12	52	52	52	52
4.323	KRAFT WRAPPING AND PACKAGING	131	106	106	106	106	106
4.3231	SACK KRAFT	125	100	100	100	100	100
4.3232	OTHER KRAFT WRAPPING AND PACKAGING	6	6	6	6	6	6
4.324	FOLDING BOXBOARD	60	60	60	60	60	60
4.3241	PULP BASED FOLDING BOXBOARD	45	45	45	45	45	45
4.32411	BLEACHED CHEMICAL PULP FOLDING BOXBOARD	10	10	10	10	10	10
4.32412	OTHER PULP BASED FOLDING BOXBOARD	35	35	35	35	35	35
4.3242	WASTE PAPER BASED FOLDING BOXBOARD	15	15	15	15	15	15
4.325	OTHER WRAPPING AND PACKAGING N.E.S.	360	360	375	375	375	375
4.3251	OTHER WRAPPING PAPER	150	150	165	165	165	165
4.3252	OTHER PACKAGING PAPERBOARD	210	210	210	210	210	210
4.33	OTHER PAPER AND PAPERBOARD N.E.S. TOTAL	165	165	165	165	165	165
4.331	OTHER PAPER N.E.S.	80	80	80	80	80	80
4.332	OTHER PAPERBOARD N.E.S.	85	85	85	85	85	85

*)

DENMARK

	PROCESS	1988 TOTAL CAPA-CITY	1988 OF WHICH MARKET PULP	1989 TOTAL CAPA-CITY	1989 OF WHICH MARKET PULP	1990 TOTAL CAPA-CITY	1990 OF WHICH MARKET PULP	1991 TOTAL CAPA-CITY	1991 OF WHICH MARKET PULP	1992 TOTAL CAPA-CITY	1993 TOTAL CAPA-CITY
		1000 METRIC TONS (AIR DRY) PER YEAR									
1	WOOD PULP FOR PAPER AND PAPERBOARD	70	70	70	70	70	70	70	70	70	70
1.1	MECHANICAL PULP	0	0	0	0	0	0	0	0	0	0
1.11	MECHANICAL NON-CONIFEROUS PULP	0	0	0	0	0	0	0	0	0	0
1.12	MECHANICAL CONIFEROUS PULP	0	0	0	0	0	0	0	0	0	0
1.2	THERMO-MECHANICAL PULP	0	0	0	0	0	0	0	0	0	0
1.21	THERMO-MECHANICAL NON-CONIFEROUS PULP	0	0	0	0	0	0	0	0	0	0
1.22	THERMO-MECHANICAL CONIFEROUS PULP	0	0	0	0	0	0	0	0	0	0
1.3	SEMI-CHEMICAL PULP	70	70	70	70	70	70	70	70	70	70
1.31	SEMI-CHEMICAL NON-CONIFEROUS PULP	70	70	70	70	70	70	70	70	70	70
1.32	SEMI-CHEMICAL CONIFEROUS PULP	0	0	0	0	0	0	0	0	0	0
1.4	CHEMICAL PULP TOTAL	0	0	0	0	0	0	0	0	0	0
1.41	UNBLEACHED SULPHITE PULP	0	0	0	0	0	0	0	0	0	0
1.411	UNBLEACHED NON-CONIFEROUS SULPHITE PULP	0	0	0	0	0	0	0	0	0	0
1.412	UNBLEACHED CONIFEROUS SULPHITE PULP	0	0	0	0	0	0	0	0	0	0
1.42	BLEACHED SULPHITE PULP	0	0	0	0	0	0	0	0	0	0
1.421	BLEACHED NON-CONIFEROUS SULPHITE PULP	0	0	0	0	0	0	0	0	0	0
1.422	BLEACHED CONIFEROUS SULPHITE PULP	0	0	0	0	0	0	0	0	0	0
1.43	UNBLEACHED SULPHATE PULP	0	0	0	0	0	0	0	0	0	0
1.431	UNBLEACHED NON-CONIFEROUS SULPHATE PULP	0	0	0	0	0	0	0	0	0	0
1.432	UNBLEACHED CONIFEROUS SULPHATE PULP	0	0	0	0	0	0	0	0	0	0
1.44	BLEACHED SULPHATE+SODA PULP	0	0	0	0	0	0	0	0	0	0
1.441	BLEACHED NON-CONIFEROUS SULPHATE+SODA PULP	0	0	0	0	0	0	0	0	0	0
1.442	BLEACHED CONIFEROUS SULPHATE+SODA PULP	0	0	0	0	0	0	0	0	0	0
2	PULP OF OTHER FIBRE FOR PAPER AND BOARD	38	32	51	45	51	45	51	45	51	51
2.1	PULP OF STRAW	38	32	51	45	51	45	51	45	51	51
2.2	PULP OF BAGASSE	0	0	0	0	0	0	0	0	0	0
2.3	PULP OF BAMBOO	0	0	0	0	0	0	0	0	0	0
2.4	PULP OF OTHER FIBRE	0	0	0	0	0	0	0	0	0	0
3	DISSOLVING PULP,WOOD+OTHER RAW MATERIALS	0	0	0	0	0	0	0	0	0	0
3.1	NON-CONIFEROUS DISSOLVING PULP	0	0	0	0	0	0	0	0	0	0
3.2	CONIFEROUS DISSOLVING PULP	0	0	0	0	0	0	0	0	0	0

		1988	1989	1990	1991	1992	1993
		TOTAL CAPACITY IN 1000 METRIC TONS PER YEAR					
4	PAPER AND PAPERBOARD	360	370	401	410	424	424
4.1	NEWSPRINT	0	0	0	0	0	0
4.2	OTHER PRINTING AND WRITING PAPER	135	140	142	143	148	148
4.21	COATED PRINTING AND WRITING PAPER	57	59	61	61	65	65
4.211	COATED WOOD CONTAINING PRINT&WRITING PAPER	0	0	0	0	0	0
4.212	COATED WOODFREE PRINTING & WRITING PAPER	57	59	61	61	65	65
4.22	UNCOATED PRINTING AND WRITING PAPER	78	81	81	82	83	83
4.221	UNCOATED WOOD CONTAINING PRINT&WRIT PAPER	1	1	1	1	1	1
4.222	UNCOATED WOODFREE PRINTING & WRIT PAPER	77	80	80	81	82	82
4.3	OTHER PAPER AND PAPERBOARD	225	230	259	267	276	276
4.31	HOUSEHOLD AND SANITARY PAPER	17	17	17	17	17	17
4.32	WRAPPING AND PACKAGING PAPER AND BOARD	208	213	242	250	259	259
4.321	LINERBOARD	35	36	38	40	42	42
4.3211	KRAFT LINER	0	0	0	0	0	0
4.32111	UNBLEACHED KRAFT LINER	0	0	0	0	0	0
4.32112	BLEACHED KRAFT LINER	0	0	0	0	0	0
4.3212	OTHER LINERBOARD	35	36	38	40	42	42
4.322	FLUTING MEDIUM	123	125	151	155	161	161
4.3221	SEMI-CHEMICAL FLUTING MEDIUM	48	49	71	71	71	71
4.3222	OTHER FLUTING MEDIUM	75	76	80	84	90	90
4.323	KRAFT WRAPPING AND PACKAGING	8	9	9	10	10	10
4.3231	SACK KRAFT	0	0	0	0	0	0
4.3232	OTHER KRAFT WRAPPING AND PACKAGING	8	9	9	10	10	10
4.324	FOLDING BOXBOARD	42	43	44	45	46	46
4.3241	PULP BASED FOLDING BOXBOARD	0	0	0	0	0	0
4.32411	BLEACHED CHEMICAL PULP FOLDING BOXBOARD	0	0	0	0	0	0
4.32412	OTHER PULP BASED FOLDING BOXBOARD	0	0	0	0	0	0
4.3242	WASTE PAPER BASED FOLDING BOXBOARD	42	43	44	45	46	46
4.325	OTHER WRAPPING AND PACKAGING N.E.S.	0	0	0	0	0	0
4.3251	OTHER WRAPPING PAPER	0	0	0	0	0	0
4.3252	OTHER PACKAGING PAPERBOARD	0	0	0	0	0	0
4.33	OTHER PAPER AND PAPERBOARD N.E.S. TOTAL	0	0	0	0	0	0
4.331	OTHER PAPER N.E.S.	0	0	0	0	0	0
4.332	OTHER PAPERBOARD N.E.S.	0	0	0	0	0	0

*)

FINLAND

	PROCESS	1988 TOTAL CAPACITY	1988 OF WHICH MARKET PULP	1989 TOTAL CAPACITY	1989 OF WHICH MARKET PULP	1990 TOTAL CAPACITY	1990 OF WHICH MARKET PULP	1991 TOTAL CAPACITY	1991 OF WHICH MARKET PULP	1992 TOTAL CAPACITY	1993 TOTAL CAPACITY
		1000 METRIC TONS (AIR DRY) PER YEAR									
1	WOOD PULP FOR PAPER AND PAPERBOARD	9335	1910	9705	1880	9925	1880	10195	1910	10530	11110
1.1	MECHANICAL PULP	2210	35	2280	0	2280	0	2385	0	2425	2450
1.11	MECHANICAL NON-CONIFEROUS PULP	0	0	0	0	0	0	0	0	0	0
1.12	MECHANICAL CONIFEROUS PULP	2210	35	2280	0	2280	0	2385	0	2425	2450
1.2	THERMO-MECHANICAL PULP	1560	60	1670	60	1750	60	1760	60	1760	1860
1.21	THERMO-MECHANICAL NON-CONIFEROUS PULP	0	0	0	0	0	0	0	0	0	0
1.22	THERMO-MECHANICAL CONIFEROUS PULP	1560	60	1670	60	1750	60	1760	60	1760	1860
1.3	SEMI-CHEMICAL PULP	415	0	405	0	420	0	435	0	445	450
1.31	SEMI-CHEMICAL NON-CONIFEROUS PULP	415	0	405	0	420	0	435	0	445	450
1.32	SEMI-CHEMICAL CONIFEROUS PULP	0	0	0	0	0	0	0	0	0	0
1.4	CHEMICAL PULP TOTAL	5150	1815	5350	1820	5475	1820	5615	1850	5900	6350
1.41	UNBLEACHED SULPHITE PULP	70	15	70	10	70	10	70	10	70	70
1.411	UNBLEACHED NON-CONIFEROUS SULPHITE PULP	0	0	0	0	0	0	0	0	0	0
1.412	UNBLEACHED CONIFEROUS SULPHITE PULP	70	15	70	10	70	10	70	10	70	70
1.42	BLEACHED SULPHITE PULP	40	0	45	0	40	0	30	0	30	30
1.421	BLEACHED NON-CONIFEROUS SULPHITE PULP	0	0	0	0	0	0	0	0	0	0
1.422	BLEACHED CONIFEROUS SULPHITE PULP	40	0	45	0	40	0	30	0	30	30
1.43	UNBLEACHED SULPHATE PULP	805	105	750	55	745	50	725	30	725	755
1.431	UNBLEACHED NON-CONIFEROUS SULPHATE PULP	10	10	10	10	10	10	10	10	10	10
1.432	UNBLEACHED CONIFEROUS SULPHATE PULP	795	95	740	45	735	40	715	20	715	745
1.44	BLEACHED SULPHATE+SODA PULP	4235	1695	4485	1755	4620	1760	4790	1810	5075	5495
1.441	BLEACHED NON-CONIFEROUS SULPHATE+SODA PULP	1965	955	2055	965	2140	965	2175	965	2280	2435
1.442	BLEACHED CONIFEROUS SULPHATE+SODA PULP	2270	740	2430	790	2480	795	2615	845	2795	3060
2	PULP OF OTHER FIBRE FOR PAPER AND BOARD	0	0	0	0	0	0	0	0	0	0
2.1	PULP OF STRAW	0	0	0	0	0	0	0	0	0	0
2.2	PULP OF BAGASSE	0	0	0	0	0	0	0	0	0	0
2.3	PULP OF BAMBOO	0	0	0	0	0	0	0	0	0	0
2.4	PULP OF OTHER FIBRE	0	0	0	0	0	0	0	0	0	0
3	DISSOLVING PULP, WOOD+OTHER RAW MATERIALS	210	205	210	210	225	225	235	235	245	245
3.1	NON-CONIFEROUS DISSOLVING PULP	0	0	0	0	0	0	0	0	0	0
3.2	CONIFEROUS DISSOLVING PULP	210	205	210	210	225	225	235	235	245	245

		1988	1989	1990	1991	1992	1993
		TOTAL CAPACITY IN 1000 METRIC TONS PER YEAR					
4	PAPER AND PAPERBOARD	9095	9505	10065	10480	10920	11110
4.1	NEWSPRINT	1450	1365	1435	1470	1460	1460
4.2	OTHER PRINTING AND WRITING PAPER	4620	5080	5445	5715	6035	6205
4.21	COATED PRINTING AND WRITING PAPER	1685	1925	2255	2455	2690	2755
4.211	COATED WOOD CONTAINING PRINT&WRITING PAPER	1410	1635	1945	2080	2150	2170
4.212	COATED WOODFREE PRINTING & WRITING PAPER	275	290	310	375	540	585
4.22	UNCOATED PRINTING AND WRITING PAPER	2935	3155	3190	3260	3345	3450
4.221	UNCOATED WOOD CONTAINING PRINT&WRIT PAPER	1875	1905	1925	1935	2000	2085
4.222	UNCOATED WOODFREE PRINTING & WRIT PAPER	1060	1250	1265	1325	1345	1365
4.3	OTHER PAPER AND PAPERBOARD	3025	3060	3185	3295	3425	3445
4.31	HOUSEHOLD AND SANITARY PAPER	175	175	185	185	190	190
4.32	WRAPPING AND PACKAGING PAPER AND BOARD	2505	2515	2625	2730	2850	2870
4.321	LINERBOARD	350	340	340	360	370	380
4.3211	KRAFT LINER	350	340	340	360	370	380
4.32111	UNBLEACHED KRAFT LINER	225	215	220	225	230	235
4.32112	BLEACHED KRAFT LINER	125	125	120	135	140	145
4.3212	OTHER LINERBOARD	0	0	0	0	0	0
4.322	FLUTING MEDIUM	395	380	410	425	465	470
4.3221	SEMI-CHEMICAL FLUTING MEDIUM	395	380	410	425	465	470
4.3222	OTHER FLUTING MEDIUM	0	0	0	0	0	0
4.323	KRAFT WRAPPING AND PACKAGING	465	470	480	480	475	475
4.3231	SACK KRAFT	210	210	205	205	200	200
4.3232	OTHER KRAFT WRAPPING AND PACKAGING	255	260	275	275	275	275
4.324	FOLDING BOXBOARD	990	1010	1050	1110	1185	1190
4.3241	PULP BASED FOLDING BOXBOARD	985	1005	1045	1105	1180	1185
4.32411	BLEACHED CHEMICAL PULP FOLDING BOXBOARD	470	475	495	525	565	565
4.32412	OTHER PULP BASED FOLDING BOXBOARD	515	530	550	580	615	620
4.3242	WASTE PAPER BASED FOLDING BOXBOARD	5	5	5	5	5	5
4.325	OTHER WRAPPING AND PACKAGING N.E.S.	305	315	345	355	355	355
4.3251	OTHER WRAPPING PAPER	60	60	65	65	65	65
4.3252	OTHER PACKAGING PAPERBOARD	245	255	280	290	290	290
4.33	OTHER PAPER AND PAPERBOARD N.E.S. TOTAL	345	370	375	380	385	385
4.331	OTHER PAPER N.E.S.	265	290	295	300	305	305
4.332	OTHER PAPERBOARD N.E.S.	80	80	80	80	80	80

FRANCE

	PROCESS	1988 TOTAL CAPA-CITY	1988 OF WHICH MARKET PULP	1989 TOTAL CAPA-CITY	1989 OF WHICH MARKET PULP	1990 TOTAL CAPA-CITY	1990 OF WHICH MARKET PULP	1991 TOTAL CAPA-CITY	1991 OF WHICH MARKET PULP	1992 TOTAL CAPA-CITY	1993 TOTAL CAPA-CITY
		1000 METRIC TONS (AIR DRY) PER YEAR									
1	WOOD PULP FOR PAPER AND PAPERBOARD	2475	965	2545	1005	2670	1060	2740	1100	2770	2810
1.1	MECHANICAL PULP	200	0	200	0	200	0	180	0	180	180
1.11	MECHANICAL NON-CONIFEROUS PULP	0	0	0	0	0	0	0	0	0	0
1.12	MECHANICAL CONIFEROUS PULP	200	0	200	0	200	0	180	0	180	180
1.2	THERMO-MECHANICAL PULP	400	0	400	0	450	0	500	0	500	510
1.21	THERMO-MECHANICAL NON-CONIFEROUS PULP	0	0	0	0	0	0	0	0	0	0
1.22	THERMO-MECHANICAL CONIFEROUS PULP	400	0	400	0	450	0	500	0	500	510
1.3	SEMI-CHEMICAL PULP	150	0	160	0	160	0	160	0	160	160
1.31	SEMI-CHEMICAL NON-CONIFEROUS PULP	150	0	160	0	160	0	160	0	160	160
1.32	SEMI-CHEMICAL CONIFEROUS PULP	0	0	0	0	0	0	0	0	0	0
1.4	CHEMICAL PULP TOTAL	1725	965	1785	1005	1860	1060	1900	1100	1930	1960
1.41	UNBLEACHED SULPHITE PULP	0	0	0	0	0	0	0	0	0	0
1.411	UNBLEACHED NON-CONIFEROUS SULPHITE PULP	0	0	0	0	0	0	0	0	0	0
1.412	UNBLEACHED CONIFEROUS SULPHITE PULP	0	0	0	0	0	0	0	0	0	0
1.42	BLEACHED SULPHITE PULP	275	275	285	285	300	300	300	300	300	310
1.421	BLEACHED NON-CONIFEROUS SULPHITE PULP	15	15	15	15	15	15	15	15	15	20
1.422	BLEACHED CONIFEROUS SULPHITE PULP	260	260	270	270	285	285	285	285	285	290
1.43	UNBLEACHED SULPHATE PULP	530	0	550	0	570	0	570	0	570	570
1.431	UNBLEACHED NON-CONIFEROUS SULPHATE PULP	0	0	0	0	0	0	0	0	0	0
1.432	UNBLEACHED CONIFEROUS SULPHATE PULP	530	0	550	0	570	0	570	0	570	570
1.44	BLEACHED SULPHATE+SODA PULP	920	690	950	720	990	760	1030	800	1060	1080
1.441	BLEACHED NON-CONIFEROUS SULPHATE+SODA PULP	590	440	600	450	620	470	630	490	640	650
1.442	BLEACHED CONIFEROUS SULPHATE+SODA PULP	330	250	350	270	370	290	400	310	420	430
2	PULP OF OTHER FIBRE FOR PAPER AND BOARD	0	0	0	0	0	0	0	0	0	0
2.1	PULP OF STRAW	0	0	0	0	0	0	0	0	0	0
2.2	PULP OF BAGASSE	0	0	0	0	0	0	0	0	0	0
2.3	PULP OF BAMBOO	0	0	0	0	0	0	0	0	0	0
2.4	PULP OF OTHER FIBRE	0	0	0	0	0	0	0	0	0	0
3	DISSOLVING PULP, WOOD+OTHER RAW MATERIALS	10	10	10	10	10	10	60	60	60	60
3.1	NON-CONIFEROUS DISSOLVING PULP	0	0	0	0	0	0	0	0	0	0
3.2	CONIFEROUS DISSOLVING PULP	10	10	10	10	10	10	60	60	60	60

		1988	1989	1990	1991	1992	1993
		TOTAL CAPACITY IN 1000 METRIC TONS PER YEAR					
4	PAPER AND PAPERBOARD	6550	6860	7186	7976	8309	8385
4.1	NEWSPRINT	400	400	475	835	1018	1020
4.2	OTHER PRINTING AND WRITING PAPER	2570	2715	2800	3110	3160	3180
4.21	COATED PRINTING AND WRITING PAPER	1167	1271	1320	1472	1504	1510
4.211	COATED WOOD CONTAINING PRINT&WRITING PAPER	665	700	748	880	910	910
4.212	COATED WOODFREE PRINTING & WRITING PAPER	502	571	572	592	594	600
4.22	UNCOATED PRINTING AND WRITING PAPER	1403	1444	1480	1638	1656	1670
4.221	UNCOATED WOOD CONTAINING PRINT&WRIT PAPER	220	223	230	245	245	250
4.222	UNCOATED WOODFREE PRINTING & WRIT PAPER	1183	1221	1250	1393	1411	1420
4.3	OTHER PAPER AND PAPERBOARD	3580	3745	3911	4031	4131	4185
4.31	HOUSEHOLD AND SANITARY PAPER	310	310	330	380	420	430
4.32	WRAPPING AND PACKAGING PAPER AND BOARD	2970	3120	3251	3311	3361	3395
4.321	LINERBOARD	1260	1345	1440	1460	1470	1490
4.3211	KRAFT LINER	330	350	375	380	380	390
4.32111	UNBLEACHED KRAFT LINER	270	290	315	320	320	325
4.32112	BLEACHED KRAFT LINER	60	60	60	60	60	65
4.3212	OTHER LINERBOARD	930	995	1065	1080	1090	1100
4.322	FLUTING MEDIUM	660	700	720	740	750	760
4.3221	SEMI-CHEMICAL FLUTING MEDIUM	150	150	150	150	150	150
4.3222	OTHER FLUTING MEDIUM	510	550	570	590	600	610
4.323	KRAFT WRAPPING AND PACKAGING	250	255	260	268	272	274
4.3231	SACK KRAFT	90	95	95	96	97	98
4.3232	OTHER KRAFT WRAPPING AND PACKAGING	160	160	165	172	175	176
4.324	FOLDING BOXBOARD	345	350	351	351	351	351
4.3241	PULP BASED FOLDING BOXBOARD	175	180	181	181	181	181
4.32411	BLEACHED CHEMICAL PULP FOLDING BOXBOARD	6	7	8	8	8	8
4.32412	OTHER PULP BASED FOLDING BOXBOARD	169	173	173	173	173	173
4.3242	WASTE PAPER BASED FOLDING BOXBOARD	170	170	170	170	170	170
4.325	OTHER WRAPPING AND PACKAGING N.E.S.	455	470	480	492	518	520
4.3251	OTHER WRAPPING PAPER	230	235	240	242	248	250
4.3252	OTHER PACKAGING PAPERBOARD	225	235	240	250	270	270
4.33	OTHER PAPER AND PAPERBOARD N.E.S. TOTAL	300	315	330	340	350	360
4.331	OTHER PAPER N.E.S.	250	260	270	280	290	300
4.332	OTHER PAPERBOARD N.E.S.	50	55	60	60	60	60

GERMAN DEMOCRATIC REPUBLIC

	PROCESS	1988 TOTAL CAPA-CITY	1988 OF WHICH MARKET PULP	1989 TOTAL CAPA-CITY	1989 OF WHICH MARKET PULP	1990 TOTAL CAPA-CITY	1990 OF WHICH MARKET PULP	1991 TOTAL CAPA-CITY	1991 OF WHICH MARKET PULP	1992 TOTAL CAPA-CITY	1993 TOTAL CAPA-CITY
		1000 METRIC TONS (AIR DRY) PER YEAR									
1	WOOD PULP FOR PAPER AND PAPERBOARD	1020	0	1020	0	1020	0	1020	0	1020	1020
1.1	MECHANICAL PULP	445	0	445	0	445	0	445	0	445	445
1.11	MECHANICAL NON-CONIFEROUS PULP	.	0	.	0	.	0	.	0	.	.
1.12	MECHANICAL CONIFEROUS PULP	.	0	.	0	.	0	.	0	.	.
1.2	THERMO-MECHANICAL PULP	0	0	0	0	0	0	0	0	0	0
1.21	THERMO-MECHANICAL NON-CONIFEROUS PULP	0	0	0	0	0	0	0	0	0	0
1.22	THERMO-MECHANICAL CONIFEROUS PULP	0	0	0	0	0	0	0	0	0	0
1.3	SEMI-CHEMICAL PULP	5	0	5	0	5	0	5	0	5	5
1.31	SEMI-CHEMICAL NON-CONIFEROUS PULP	.	0	.	0	.	0	.	0	.	.
1.32	SEMI-CHEMICAL CONIFEROUS PULP	.	0	.	0	.	0	.	0	.	.
1.4	CHEMICAL PULP TOTAL	570	0	570	0	570	0	570	0	570	570
1.41	UNBLEACHED SULPHITE PULP	.	0	.	0	.	0	.	0	.	.
1.411	UNBLEACHED NON-CONIFEROUS SULPHITE PULP	.	0	.	0	.	0	.	0	.	.
1.412	UNBLEACHED CONIFEROUS SULPHITE PULP	.	0	.	0	.	0	.	0	.	.
1.42	BLEACHED SULPHITE PULP	.	0	.	0	.	0	.	0	.	.
1.421	BLEACHED NON-CONIFEROUS SULPHITE PULP	.	0	.	0	.	0	.	0	.	.
1.422	BLEACHED CONIFEROUS SULPHITE PULP	.	0	.	0	.	0	.	0	.	.
1.43	UNBLEACHED SULPHATE PULP	.	0	.	0	.	0	.	0	.	.
1.431	UNBLEACHED NON-CONIFEROUS SULPHATE PULP	.	0	.	0	.	0	.	0	.	.
1.432	UNBLEACHED CONIFEROUS SULPHATE PULP	.	0	.	0	.	0	.	0	.	.
1.44	BLEACHED SULPHATE+SODA PULP	.	0	.	0	.	0	.	0	.	.
1.441	BLEACHED NON-CONIFEROUS SULPHATE+SODA PULP	.	0	.	0	.	0	.	0	.	.
1.442	BLEACHED CONIFEROUS SULPHATE+SODA PULP	.	0	.	0	.	0	.	0	.	.
2	PULP OF OTHER FIBRE FOR PAPER AND BOARD	77	0	77	0	77	0	77	0	77	77
2.1	PULP OF STRAW	0	0	0	0	0	0	0	0	0	0
2.2	PULP OF BAGASSE	0	0	0	0	0	0	0	0	0	0
2.3	PULP OF BAMBOO	0	0	0	0	0	0	0	0	0	0
2.4	PULP OF OTHER FIBRE	77	0	77	0	77	0	77	0	77	77
3	DISSOLVING PULP,WOOD+OTHER RAW MATERIALS	220	.	220	.	220	.	220	.	220	220
3.1	NON-CONIFEROUS DISSOLVING PULP	.	.	.	.	.	.	.	.	.	.
3.2	CONIFEROUS DISSOLVING PULP	.	.	.	.	.	.	.	.	.	.

		1988	1989	1990	1991	1992	1993
		TOTAL CAPACITY IN 1000 METRIC TONS PER YEAR					
4	PAPER AND PAPERBOARD	1630	1630	1630	1630	1630	1630
4.1	NEWSPRINT	165	165	165	165	165	165
4.2	OTHER PRINTING AND WRITING PAPER	335	335	335	335	335	335
4.21	COATED PRINTING AND WRITING PAPER	.	.	.	.	.	.
4.211	COATED WOOD CONTAINING PRINT&WRITING PAPER	.	.	.	.	.	.
4.212	COATED WOODFREE PRINTING & WRITING PAPER	.	.	.	.	.	.
4.22	UNCOATED PRINTING AND WRITING PAPER	.	.	.	.	.	.
4.221	UNCOATED WOOD CONTAINING PRINT&WRIT PAPER	.	.	.	.	.	.
4.222	UNCOATED WOODFREE PRINTING & WRIT PAPER	.	.	.	.	.	.
4.3	OTHER PAPER AND PAPERBOARD	1130	1130	1130	1130	1130	1130
4.31	HOUSEHOLD AND SANITARY PAPER	0	0	0	0	0	0
4.32	WRAPPING AND PACKAGING PAPER AND BOARD	1130	1130	1130	1130	1130	1130
4.321	LINERBOARD	.	.	.	.	.	.
4.3211	KRAFT LINER	.	.	.	.	.	.
4.32111	UNBLEACHED KRAFT LINER	.	.	.	.	.	.
4.32112	BLEACHED KRAFT LINER	.	.	.	.	.	.
4.3212	OTHER LINERBOARD	.	.	.	.	.	.
4.322	FLUTING MEDIUM	.	.	.	.	.	.
4.3221	SEMI-CHEMICAL FLUTING MEDIUM	.	.	.	.	.	.
4.3222	OTHER FLUTING MEDIUM	.	.	.	.	.	.
4.323	KRAFT WRAPPING AND PACKAGING	.	.	.	.	.	.
4.3231	SACK KRAFT	.	.	.	.	.	.
4.3232	OTHER KRAFT WRAPPING AND PACKAGING	.	.	.	.	.	.
4.324	FOLDING BOXBOARD	.	.	.	.	.	.
4.3241	PULP BASED FOLDING BOXBOARD	.	.	.	.	.	.
4.32411	BLEACHED CHEMICAL PULP FOLDING BOXBOARD	.	.	.	.	.	.
4.32412	OTHER PULP BASED FOLDING BOXBOARD	.	.	.	.	.	.
4.3242	WASTE PAPER BASED FOLDING BOXBOARD	.	.	.	.	.	.
4.325	OTHER WRAPPING AND PACKAGING N.E.S.	.	.	.	.	.	.
4.3251	OTHER WRAPPING PAPER	.	.	.	.	.	.
4.3252	OTHER PACKAGING PAPERBOARD	.	.	.	.	.	.
4.33	OTHER PAPER AND PAPERBOARD N.E.S. TOTAL	0	0	0	0	0	0
4.331	OTHER PAPER N.E.S.	0	0	0	0	0	0
4.332	OTHER PAPERBOARD N.E.S.	0	0	0	0	0	0

*)

GERMANY, FEDERAL REPUBLIC OF

	PROCESS	1988 TOTAL CAPA-CITY	1988 OF WHICH MARKET PULP	1989 TOTAL CAPA-CITY	1989 OF WHICH MARKET PULP	1990 TOTAL CAPA-CITY	1990 OF WHICH MARKET PULP	1991 TOTAL CAPA-CITY	1991 OF WHICH MARKET PULP	1992 TOTAL CAPA-CITY	1993 TOTAL CAPA-CITY
		1000 METRIC TONS (AIR DRY) PER YEAR									
1	WOOD PULP FOR PAPER AND PAPERBOARD	2265	143	2425	143	2445	143	2465	143	2465	2465
1.1	MECHANICAL PULP	1250	8	1400	8	1420	8	1440	8	1440	1440
1.11	MECHANICAL NON-CONIFEROUS PULP	0	0	0	0	0	0	0	0	0	0
1.12	MECHANICAL CONIFEROUS PULP	1250	8	1400	8	1420	8	1440	8	1440	1440
1.2	THERMO-MECHANICAL PULP	300	0	310	0	310	0	310	0	310	310
1.21	THERMO-MECHANICAL NON-CONIFEROUS PULP	0	0	0	0	0	0	0	0	0	0
1.22	THERMO-MECHANICAL CONIFEROUS PULP	300	0	310	0	310	0	310	0	310	310
1.3	SEMI-CHEMICAL PULP	85	0	85	0	85	0	85	0	85	85
1.31	SEMI-CHEMICAL NON-CONIFEROUS PULP	85	0	85	0	85	0	85	0	85	85
1.32	SEMI-CHEMICAL CONIFEROUS PULP	0	0	0	0	0	0	0	0	0	0
1.4	CHEMICAL PULP TOTAL	630	135	630	135	630	135	630	135	630	630
1.41	UNBLEACHED SULPHITE PULP	6	0	6	0	6	0	6	0	6	6
1.411	UNBLEACHED NON-CONIFEROUS SULPHITE PULP	0	0	0	0	0	0	0	0	0	0
1.412	UNBLEACHED CONIFEROUS SULPHITE PULP	6	0	6	0	6	0	6	0	6	6
1.42	BLEACHED SULPHITE PULP	624	135	624	135	624	135	624	135	624	624
1.421	BLEACHED NON-CONIFEROUS SULPHITE PULP	237	61	237	61	237	61	237	61	237	237
1.422	BLEACHED CONIFEROUS SULPHITE PULP	387	74	387	74	387	74	387	74	387	387
1.43	UNBLEACHED SULPHATE PULP	0	0	0	0	0	0	0	0	0	0
1.431	UNBLEACHED NON-CONIFEROUS SULPHATE PULP	0	0	0	0	0	0	0	0	0	0
1.432	UNBLEACHED CONIFEROUS SULPHATE PULP	0	0	0	0	0	0	0	0	0	0
1.44	BLEACHED SULPHATE+SODA PULP	0	0	0	0	0	0	0	0	0	0
1.441	BLEACHED NON-CONIFEROUS SULPHATE+SODA PULP	0	0	0	0	0	0	0	0	0	0
1.442	BLEACHED CONIFEROUS SULPHATE+SODA PULP	0	0	0	0	0	0	0	0	0	0
2	PULP OF OTHER FIBRE FOR PAPER AND BOARD	0	0	0	0	0	0	0	0	0	0
2.1	PULP OF STRAW	0	0	0	0	0	0	0	0	0	0
2.2	PULP OF BAGASSE	0	0	0	0	0	0	0	0	0	0
2.3	PULP OF BAMBOO	0	0	0	0	0	0	0	0	0	0
2.4	PULP OF OTHER FIBRE	0	0	0	0	0	0	0	0	0	0
3	DISSOLVING PULP,WOOD+OTHER RAW MATERIALS	149	149	149	149	149	149	150	150	174	174
3.1	NON-CONIFEROUS DISSOLVING PULP	.	.	.	.	.	.	.	.	.	.
3.2	CONIFEROUS DISSOLVING PULP	.	.	.	.	.	.	.	.	.	.

		1988	1989	1990	1991	1992	1993
		TOTAL CAPACITY IN 1000 METRIC TONS PER YEAR					
4	PAPER AND PAPERBOARD	11404	11946	12376	13182	13605	13875
4.1	NEWSPRINT	985	1021	1055	1124	1144	1175
4.2	OTHER PRINTING AND WRITING PAPER	4698	4960	5174	5488	5742	5850
4.21	COATED PRINTING AND WRITING PAPER	2098	2259	2385	2478	2612	2664
4.211	COATED WOOD CONTAINING PRINT&WRITING PAPER	1452	1590	1655	1674	1745	1780
4.212	COATED WOODFREE PRINTING & WRITING PAPER	646	669	730	804	867	884
4.22	UNCOATED PRINTING AND WRITING PAPER	2600	2701	2789	3010	3130	3186
4.221	UNCOATED WOOD CONTAINING PRINT&WRIT PAPER	1140	1162	1189	1381	1461	1490
4.222	UNCOATED WOODFREE PRINTING & WRIT PAPER	1460	1539	1600	1629	1669	1696
4.3	OTHER PAPER AND PAPERBOARD	5721	5965	6147	6570	6719	6850
4.31	HOUSEHOLD AND SANITARY PAPER	803	825	847	866	869	885
4.32	WRAPPING AND PACKAGING PAPER AND BOARD	4258	4455	4615	5019	5167	5265
4.321	LINERBOARD	841	887	945	1119	1127	1150
4.3211	KRAFT LINER	5	5	5	5	5	5
4.32111	UNBLEACHED KRAFT LINER	0	0	0	0	0	0
4.32112	BLEACHED KRAFT LINER	5	5	5	5	5	5
4.3212	OTHER LINERBOARD	836	882	940	1114	1122	1145
4.322	FLUTING MEDIUM	945	983	1052	1224	1324	1350
4.3221	SEMI-CHEMICAL FLUTING MEDIUM	112	119	119	119	122	125
4.3222	OTHER FLUTING MEDIUM	833	864	933	1105	1202	1225
4.323	KRAFT WRAPPING AND PACKAGING	67	67	67	67	67	67
4.3231	SACK KRAFT	9	9	9	9	9	9
4.3232	OTHER KRAFT WRAPPING AND PACKAGING	58	58	58	58	58	58
4.324	FOLDING BOXBOARD	840	847	856	867	869	883
4.3241	PULP BASED FOLDING BOXBOARD	46	47	47	48	48	48
4.32411	BLEACHED CHEMICAL PULP FOLDING BOXBOARD	46	47	47	48	48	48
4.32412	OTHER PULP BASED FOLDING BOXBOARD	.	.	.	.	.	.
4.3242	WASTE PAPER BASED FOLDING BOXBOARD	794	800	809	819	821	835
4.325	OTHER WRAPPING AND PACKAGING N.E.S.	1565	1671	1695	1742	1780	1815
4.3251	OTHER WRAPPING PAPER	667	698	710	743	774	795
4.3252	OTHER PACKAGING PAPERBOARD	898	973	985	999	1006	1020
4.33	OTHER PAPER AND PAPERBOARD N.E.S. TOTAL	660	685	685	685	683	700
4.331	OTHER PAPER N.E.S.	549	575	576	578	576	590
4.332	OTHER PAPERBOARD N.E.S.	111	110	109	107	107	110

GREECE

	PROCESS	1988 TOTAL CAPA-CITY	1988 OF WHICH MARKET PULP	1989 TOTAL CAPA-CITY	1989 OF WHICH MARKET PULP	1990 TOTAL CAPA-CITY	1990 OF WHICH MARKET PULP	1991 TOTAL CAPA-CITY	1991 OF WHICH MARKET PULP	1992 TOTAL CAPA-CITY	1993 TOTAL CAPA-CITY
		1000 METRIC TONS (AIR DRY) PER YEAR									
1	WOOD PULP FOR PAPER AND PAPERBOARD	90	0	90	0	90	0	90	0	90	90
1.1	MECHANICAL PULP	0	0	0	0	0	0	0	0	0	0
1.11	MECHANICAL NON-CONIFEROUS PULP	0	0	0	0	0	0	0	0	0	0
1.12	MECHANICAL CONIFEROUS PULP	0	0	0	0	0	0	0	0	0	0
1.2	THERMO-MECHANICAL PULP	90	0	90	0	90	0	90	0	90	90
1.21	THERMO-MECHANICAL NON-CONIFEROUS PULP	.	0	.	0	.	0	.	0	.	.
1.22	THERMO-MECHANICAL CONIFEROUS PULP	.	0	.	0	.	0	.	0	.	.
1.3	SEMI-CHEMICAL PULP	0	0	0	0	0	0	0	0	0	0
1.31	SEMI-CHEMICAL NON-CONIFEROUS PULP	0	0	0	0	0	0	0	0	0	0
1.32	SEMI-CHEMICAL CONIFEROUS PULP	0	0	0	0	0	0	0	0	0	0
1.4	CHEMICAL PULP TOTAL	0	0	0	0	0	0	0	0	0	0
1.41	UNBLEACHED SULPHITE PULP	0	0	0	0	0	0	0	0	0	0
1.411	UNBLEACHED NON-CONIFEROUS SULPHITE PULP	0	0	0	0	0	0	0	0	0	0
1.412	UNBLEACHED CONIFEROUS SULPHITE PULP	0	0	0	0	0	0	0	0	0	0
1.42	BLEACHED SULPHITE PULP	0	0	0	0	0	0	0	0	0	0
1.421	BLEACHED NON-CONIFEROUS SULPHITE PULP	0	0	0	0	0	0	0	0	0	0
1.422	BLEACHED CONIFEROUS SULPHITE PULP	0	0	0	0	0	0	0	0	0	0
1.43	UNBLEACHED SULPHATE PULP	0	0	0	0	0	0	0	0	0	0
1.431	UNBLEACHED NON-CONIFEROUS SULPHATE PULP	0	0	0	0	0	0	0	0	0	0
1.432	UNBLEACHED CONIFEROUS SULPHATE PULP	0	0	0	0	0	0	0	0	0	0
1.44	BLEACHED SULPHATE+SODA PULP	0	0	0	0	0	0	0	0	0	0
1.441	BLEACHED NON-CONIFEROUS SULPHATE+SODA PULP	0	0	0	0	0	0	0	0	0	0
1.442	BLEACHED CONIFEROUS SULPHATE+SODA PULP	0	0	0	0	0	0	0	0	0	0
2	PULP OF OTHER FIBRE FOR PAPER AND BOARD	60	0	60	0	60	0	60	0	60	60
2.1	PULP OF STRAW	60	0	60	0	60	0	60	0	60	60
2.2	PULP OF BAGASSE	0	0	0	0	0	0	0	0	0	0
2.3	PULP OF BAMBOO	0	0	0	0	0	0	0	0	0	0
2.4	PULP OF OTHER FIBRE	0	0	0	0	0	0	0	0	0	0
3	DISSOLVING PULP,WOOD+OTHER RAW MATERIALS	0	0	0	0	0	0	0	0	0	0
3.1	NON-CONIFEROUS DISSOLVING PULP	0	0	0	0	0	0	0	0	0	0
3.2	CONIFEROUS DISSOLVING PULP	0	0	0	0	0	0	0	0	0	0

		1988	1989	1990	1991	1992	1993
		TOTAL CAPACITY IN 1000 METRIC TONS PER YEAR					
4	PAPER AND PAPERBOARD	508	508	508	508	508	508
4.1	NEWSPRINT	50	50	50	50	50	50
4.2	OTHER PRINTING AND WRITING PAPER	143	143	143	143	143	143
4.21	COATED PRINTING AND WRITING PAPER	45	45	45	45	45	45
4.211	COATED WOOD CONTAINING PRINT&WRITING PAPER	45	45	45	45	45	45
4.212	COATED WOODFREE PRINTING & WRITING PAPER	0	0	0	0	0	0
4.22	UNCOATED PRINTING AND WRITING PAPER	98	98	98	98	98	98
4.221	UNCOATED WOOD CONTAINING PRINT&WRIT PAPER	98	98	98	98	98	98
4.222	UNCOATED WOODFREE PRINTING & WRIT PAPER	0	0	0	0	0	0
4.3	OTHER PAPER AND PAPERBOARD	315	315	315	315	315	315
4.31	HOUSEHOLD AND SANITARY PAPER	128	128	128	128	128	128
4.32	WRAPPING AND PACKAGING PAPER AND BOARD	159	159	159	159	159	159
4.321	LINERBOARD	15	15	15	15	15	15
4.3211	KRAFT LINER	3	3	3	3	3	3
4.32111	UNBLEACHED KRAFT LINER	.	.	.	.	.	.
4.32112	BLEACHED KRAFT LINER	.	.	.	.	.	.
4.3212	OTHER LINERBOARD	12	12	12	12	12	12
4.322	FLUTING MEDIUM	75	75	75	75	75	75
4.3221	SEMI-CHEMICAL FLUTING MEDIUM	0	0	0	0	0	0
4.3222	OTHER FLUTING MEDIUM	75	75	75	75	75	75
4.323	KRAFT WRAPPING AND PACKAGING	9	9	9	9	9	9
4.3231	SACK KRAFT	7	7	7	7	7	7
4.3232	OTHER KRAFT WRAPPING AND PACKAGING	2	2	2	2	2	2
4.324	FOLDING BOXBOARD	60	60	60	60	60	60
4.3241	PULP BASED FOLDING BOXBOARD	.	.	.	.	.	.
4.32411	BLEACHED CHEMICAL PULP FOLDING BOXBOARD	.	.	.	.	.	.
4.32412	OTHER PULP BASED FOLDING BOXBOARD	.	.	.	.	.	.
4.3242	WASTE PAPER BASED FOLDING BOXBOARD	.	.	.	.	.	.
4.325	OTHER WRAPPING AND PACKAGING N.E.S.	.	.	.	.	.	.
4.3251	OTHER WRAPPING PAPER	.	.	.	.	.	.
4.3252	OTHER PACKAGING PAPERBOARD	0	0	0	0	0	0
4.33	OTHER PAPER AND PAPERBOARD N.E.S. TOTAL	28	28	28	28	28	28
4.331	OTHER PAPER N.E.S.	20	20	20	20	20	20
4.332	OTHER PAPERBOARD N.E.S.	8	8	8	8	8	8

*)

HUNGARY

	PROCESS	1988 TOTAL CAPA-CITY	1988 OF WHICH MARKET PULP	1989 TOTAL CAPA-CITY	1989 OF WHICH MARKET PULP	1990 TOTAL CAPA-CITY	1990 OF WHICH MARKET PULP	1991 TOTAL CAPA-CITY	1991 OF WHICH MARKET PULP	1992 TOTAL CAPA-CITY	1993 TOTAL CAPA-CITY
		1000 METRIC TONS (AIR DRY) PER YEAR									
1	WOOD PULP FOR PAPER AND PAPERBOARD	56	0	64	0	64	0	64	0	64	64
1.1	MECHANICAL PULP	11	0	14	0	14	0	14	0	14	14
1.11	MECHANICAL NON-CONIFEROUS PULP	.	.	.	0	.	0	.	0	.	.
1.12	MECHANICAL CONIFEROUS PULP	.	.	.	0	.	0	.	0	.	.
1.2	THERMO-MECHANICAL PULP	0	0	0	0	0	0	0	0	0	0
1.21	THERMO-MECHANICAL NON-CONIFEROUS PULP	0	0	0	0	0	0	0	0	0	0
1.22	THERMO-MECHANICAL CONIFEROUS PULP	0	0	0	0	0	0	0	0	0	0
1.3	SEMI-CHEMICAL PULP	40	0	44	0	44	0	44	0	44	44
1.31	SEMI-CHEMICAL NON-CONIFEROUS PULP	40	0	44	0	44	0	44	0	44	44
1.32	SEMI-CHEMICAL CONIFEROUS PULP	0	0	0	0	0	0	0	0	0	0
1.4	CHEMICAL PULP TOTAL	5	0	6	0	6	0	6	0	6	6
1.41	UNBLEACHED SULPHITE PULP	0	0	0	0	0	0	0	0	0	0
1.411	UNBLEACHED NON-CONIFEROUS SULPHITE PULP	0	0	0	0	0	0	0	0	0	0
1.412	UNBLEACHED CONIFEROUS SULPHITE PULP	0	0	0	0	0	0	0	0	0	0
1.42	BLEACHED SULPHITE PULP	0	0	0	0	0	0	0	0	0	0
1.421	BLEACHED NON-CONIFEROUS SULPHITE PULP	0	0	0	0	0	0	0	0	0	0
1.422	BLEACHED CONIFEROUS SULPHITE PULP	0	0	0	0	0	0	0	0	0	0
1.43	UNBLEACHED SULPHATE PULP	0	0	0	0	0	0	0	0	0	0
1.431	UNBLEACHED NON-CONIFEROUS SULPHATE PULP	0	0	0	0	0	0	0	0	0	0
1.432	UNBLEACHED CONIFEROUS SULPHATE PULP	0	0	0	0	0	0	0	0	0	0
1.44	BLEACHED SULPHATE+SODA PULP	5	0	6	0	6	0	6	0	6	6
1.441	BLEACHED NON-CONIFEROUS SULPHATE+SODA PULP	5	0	6	0	6	0	6	0	6	6
1.442	BLEACHED CONIFEROUS SULPHATE+SODA PULP	0	0	0	0	0	0	0	0	0	0
2	PULP OF OTHER FIBRE FOR PAPER AND BOARD	25	0	27	0	27	0	27	0	27	27
2.1	PULP OF STRAW	25	0	27	0	27	0	27	0	27	27
2.2	PULP OF BAGASSE	0	0	0	0	0	0	0	0	0	0
2.3	PULP OF BAMBOO	0	0	0	0	0	0	0	0	0	0
2.4	PULP OF OTHER FIBRE	0	0	0	0	0	0	0	0	0	0
3	DISSOLVING PULP,WOOD+OTHER RAW MATERIALS	0	0	0	0	0	0	0	0	0	0
3.1	NON-CONIFEROUS DISSOLVING PULP	0	0	0	0	0	0	0	0	0	0
3.2	CONIFEROUS DISSOLVING PULP	0	0	0	0	0	0	0	0	0	0

		1988	1989	1990	1991	1992	1993
		TOTAL CAPACITY IN 1000 METRIC TONS PER YEAR					
4	PAPER AND PAPERBOARD	535	545	545	545	545	545
4.1	NEWSPRINT	0	0	0	0	0	0
4.2	OTHER PRINTING AND WRITING PAPER	181	191	191	191	191	191
4.21	COATED PRINTING AND WRITING PAPER	21	26	26	26	26	26
4.211	COATED WOOD CONTAINING PRINT&WRITING PAPER	0	0	0	0	0	0
4.212	COATED WOODFREE PRINTING & WRITING PAPER	21	26	26	26	26	26
4.22	UNCOATED PRINTING AND WRITING PAPER	160	165	165	165	165	165
4.221	UNCOATED WOOD CONTAINING PRINT&WRIT PAPER	70	75	75	75	75	75
4.222	UNCOATED WOODFREE PRINTING & WRIT PAPER	90	90	90	90	90	90
4.3	OTHER PAPER AND PAPERBOARD	354	354	354	354	354	354
4.31	HOUSEHOLD AND SANITARY PAPER	27	27	27	27	27	27
4.32	WRAPPING AND PACKAGING PAPER AND BOARD	313	313	313	313	313	313
4.321	LINERBOARD	18	18	18	18	18	18
4.3211	KRAFT LINER	0	0	0	0	0	0
4.32111	UNBLEACHED KRAFT LINER	0	0	0	0	0	0
4.32112	BLEACHED KRAFT LINER	0	0	0	0	0	0
4.3212	OTHER LINERBOARD	18	18	18	18	18	18
4.322	FLUTING MEDIUM	159	159	159	159	159	159
4.3221	SEMI-CHEMICAL FLUTING MEDIUM	80	80	80	80	80	80
4.3222	OTHER FLUTING MEDIUM	79	79	79	79	79	79
4.323	KRAFT WRAPPING AND PACKAGING	48	48	48	48	48	48
4.3231	SACK KRAFT	48	48	48	48	48	48
4.3232	OTHER KRAFT WRAPPING AND PACKAGING	0	0	0	0	0	0
4.324	FOLDING BOXBOARD	22	22	22	22	22	22
4.3241	PULP BASED FOLDING BOXBOARD	9	9	9	9	9	9
4.32411	BLEACHED CHEMICAL PULP FOLDING BOXBOARD	4	4	4	4	4	4
4.32412	OTHER PULP BASED FOLDING BOXBOARD	5	5	5	5	5	5
4.3242	WASTE PAPER BASED FOLDING BOXBOARD	13	13	13	13	13	13
4.325	OTHER WRAPPING AND PACKAGING N.E.S.	66	66	66	66	66	66
4.3251	OTHER WRAPPING PAPER	39	39	39	39	39	39
4.3252	OTHER PACKAGING PAPERBOARD	27	27	27	27	27	27
4.33	OTHER PAPER AND PAPERBOARD N.E.S. TOTAL	14	14	14	14	14	14
4.331	OTHER PAPER N.E.S.	5	5	5	5	5	5
4.332	OTHER PAPERBOARD N.E.S.	9	9	9	9	9	9

IRELAND

	PROCESS	1988 TOTAL CAPACITY	1988 OF WHICH MARKET PULP	1989 TOTAL CAPACITY	1989 OF WHICH MARKET PULP	1990 TOTAL CAPACITY	1990 OF WHICH MARKET PULP	1991 TOTAL CAPACITY	1991 OF WHICH MARKET PULP	1992 TOTAL CAPACITY	1993 TOTAL CAPACITY
		1000 METRIC TONS (AIR DRY) PER YEAR									
1	WOOD PULP FOR PAPER AND PAPERBOARD	22	17	22	17	22	17	22	17	22	22
1.1	MECHANICAL PULP	0	0	0	0	0	0	0	0	0	0
1.11	MECHANICAL NON-CONIFEROUS PULP	0	0	0	0	0	0	0	0	0	0
1.12	MECHANICAL CONIFEROUS PULP	0	0	0	0	0	0	0	0	0	0
1.2	THERMO-MECHANICAL PULP	22	17	22	17	22	17	22	17	22	22
1.21	THERMO-MECHANICAL NON-CONIFEROUS PULP	.	.	.	.	.	.	.	.	.	.
1.22	THERMO-MECHANICAL CONIFEROUS PULP	.	.	.	.	.	.	.	.	.	.
1.3	SEMI-CHEMICAL PULP	0	0	0	0	0	0	0	0	0	0
1.31	SEMI-CHEMICAL NON-CONIFEROUS PULP	0	0	0	0	0	0	0	0	0	0
1.32	SEMI-CHEMICAL CONIFEROUS PULP	0	0	0	0	0	0	0	0	0	0
1.4	CHEMICAL PULP TOTAL	0	0	0	0	0	0	0	0	0	0
1.41	UNBLEACHED SULPHITE PULP	0	0	0	0	0	0	0	0	0	0
1.411	UNBLEACHED NON-CONIFEROUS SULPHITE PULP	0	0	0	0	0	0	0	0	0	0
1.412	UNBLEACHED CONIFEROUS SULPHITE PULP	0	0	0	0	0	0	0	0	0	0
1.42	BLEACHED SULPHITE PULP	0	0	0	0	0	0	0	0	0	0
1.421	BLEACHED NON-CONIFEROUS SULPHITE PULP	0	0	0	0	0	0	0	0	0	0
1.422	BLEACHED CONIFEROUS SULPHITE PULP	0	0	0	0	0	0	0	0	0	0
1.43	UNBLEACHED SULPHATE PULP	0	0	0	0	0	0	0	0	0	0
1.431	UNBLEACHED NON-CONIFEROUS SULPHATE PULP	0	0	0	0	0	0	0	0	0	0
1.432	UNBLEACHED CONIFEROUS SULPHATE PULP	0	0	0	0	0	0	0	0	0	0
1.44	BLEACHED SULPHATE+SODA PULP	0	0	0	0	0	0	0	0	0	0
1.441	BLEACHED NON-CONIFEROUS SULPHATE+SODA PULP	0	0	0	0	0	0	0	0	0	0
1.442	BLEACHED CONIFEROUS SULPHATE+SODA PULP	0	0	0	0	0	0	0	0	0	0
2	PULP OF OTHER FIBRE FOR PAPER AND BOARD	0	0	0	0	0	0	0	0	0	0
2.1	PULP OF STRAW	0	0	0	0	0	0	0	0	0	0
2.2	PULP OF BAGASSE	0	0	0	0	0	0	0	0	0	0
2.3	PULP OF BAMBOO	0	0	0	0	0	0	0	0	0	0
2.4	PULP OF OTHER FIBRE	0	0	0	0	0	0	0	0	0	0
3	DISSOLVING PULP, WOOD+OTHER RAW MATERIALS	0	0	0	0	0	0	0	0	0	0
3.1	NON-CONIFEROUS DISSOLVING PULP	0	0	0	0	0	0	0	0	0	0
3.2	CONIFEROUS DISSOLVING PULP	0	0	0	0	0	0	0	0	0	0

		1988	1989	1990	1991	1992	1993
		TOTAL CAPACITY IN 1000 METRIC TONS PER YEAR					
4	PAPER AND PAPERBOARD	76	76	76	76	76	76
4.1	NEWSPRINT	0	0	0	0	0	0
4.2	OTHER PRINTING AND WRITING PAPER	18	18	18	18	18	18
4.21	COATED PRINTING AND WRITING PAPER	0	0	0	0	0	0
4.211	COATED WOOD CONTAINING PRINT&WRITING PAPER	0	0	0	0	0	0
4.212	COATED WOODFREE PRINTING & WRITING PAPER	0	0	0	0	0	0
4.22	UNCOATED PRINTING AND WRITING PAPER	18	18	18	18	18	18
4.221	UNCOATED WOOD CONTAINING PRINT&WRIT PAPER	.	.	.	.	.	.
4.222	UNCOATED WOODFREE PRINTING & WRIT PAPER	.	.	.	.	.	.
4.3	OTHER PAPER AND PAPERBOARD	58	58	58	58	58	58
4.31	HOUSEHOLD AND SANITARY PAPER	0	0	0	0	0	0
4.32	WRAPPING AND PACKAGING PAPER AND BOARD	56	56	56	56	56	56
4.321	LINERBOARD	3	3	3	3	3	3
4.3211	KRAFT LINER	0	0	0	0	0	0
4.32111	UNBLEACHED KRAFT LINER	0	0	0	0	0	0
4.32112	BLEACHED KRAFT LINER	0	0	0	0	0	0
4.3212	OTHER LINERBOARD	3	3	3	3	3	3
4.322	FLUTING MEDIUM	13	13	13	13	13	13
4.3221	SEMI-CHEMICAL FLUTING MEDIUM	0	0	0	0	0	0
4.3222	OTHER FLUTING MEDIUM	13	13	13	13	13	13
4.323	KRAFT WRAPPING AND PACKAGING	18	18	18	18	18	18
4.3231	SACK KRAFT	4	4	4	4	4	4
4.3232	OTHER KRAFT WRAPPING AND PACKAGING	14	14	14	14	14	14
4.324	FOLDING BOXBOARD	0	0	0	0	0	0
4.3241	PULP BASED FOLDING BOXBOARD	0	0	0	0	0	0
4.32411	BLEACHED CHEMICAL PULP FOLDING BOXBOARD	0	0	0	0	0	0
4.32412	OTHER PULP BASED FOLDING BOXBOARD	0	0	0	0	0	0
4.3242	WASTE PAPER BASED FOLDING BOXBOARD	0	0	0	0	0	0
4.325	OTHER WRAPPING AND PACKAGING N.E.S.	22	22	22	22	22	22
4.3251	OTHER WRAPPING PAPER	4	4	4	4	4	4
4.3252	OTHER PACKAGING PAPERBOARD	18	18	18	18	18	18
4.33	OTHER PAPER AND PAPERBOARD N.E.S. TOTAL	2	2	2	2	2	2
4.331	OTHER PAPER N.E.S.	2	2	2	2	2	2
4.332	OTHER PAPERBOARD N.E.S.	0	0	0	0	0	0

*)

ITALY

	PROCESS	1988 TOTAL CAPACITY	1988 OF WHICH MARKET PULP	1989 TOTAL CAPACITY	1989 OF WHICH MARKET PULP	1990 TOTAL CAPACITY	1990 OF WHICH MARKET PULP	1991 TOTAL CAPACITY	1991 OF WHICH MARKET PULP	1992 TOTAL CAPACITY	1993 TOTAL CAPACITY
		1000 METRIC TONS (AIR DRY) PER YEAR									
1	WOOD PULP FOR PAPER AND PAPERBOARD	933	.	933	.	933	.	933	.	933	933
1.1	MECHANICAL PULP	651	.	651	.	651	.	651	.	651	651
1.11	MECHANICAL NON-CONIFEROUS PULP	.	.	.	.	.	.	.	.	.	.
1.12	MECHANICAL CONIFEROUS PULP	.	.	.	.	.	.	.	.	.	.
1.2	THERMO-MECHANICAL PULP	0	0	0	0	0	0	0	0	0	0
1.21	THERMO-MECHANICAL NON-CONIFEROUS PULP	0	0	0	0	0	0	0	0	0	0
1.22	THERMO-MECHANICAL CONIFEROUS PULP	0	0	0	0	0	0	0	0	0	0
1.3	SEMI-CHEMICAL PULP	142	.	142	.	142	.	142	.	142	142
1.31	SEMI-CHEMICAL NON-CONIFEROUS PULP	.	.	.	.	.	.	.	.	.	.
1.32	SEMI-CHEMICAL CONIFEROUS PULP	.	.	.	.	.	.	.	.	.	.
1.4	CHEMICAL PULP TOTAL	140	.	140	.	140	.	140	.	140	140
1.41	UNBLEACHED SULPHITE PULP	.	.	.	.	.	.	.	.	.	.
1.411	UNBLEACHED NON-CONIFEROUS SULPHITE PULP	.	.	.	.	.	.	.	.	.	.
1.412	UNBLEACHED CONIFEROUS SULPHITE PULP	.	.	.	.	.	.	.	.	.	.
1.42	BLEACHED SULPHITE PULP	.	.	.	.	.	.	.	.	.	.
1.421	BLEACHED NON-CONIFEROUS SULPHITE PULP	.	.	.	.	.	.	.	.	.	.
1.422	BLEACHED CONIFEROUS SULPHITE PULP	.	.	.	.	.	.	.	.	.	.
1.43	UNBLEACHED SULPHATE PULP	.	.	.	.	.	.	.	.	.	.
1.431	UNBLEACHED NON-CONIFEROUS SULPHATE PULP	.	.	.	.	.	.	.	.	.	.
1.432	UNBLEACHED CONIFEROUS SULPHATE PULP	.	.	.	.	.	.	.	.	.	.
1.44	BLEACHED SULPHATE+SODA PULP	.	.	.	.	.	.	.	.	.	.
1.441	BLEACHED NON-CONIFEROUS SULPHATE+SODA PULP	.	.	.	.	.	.	.	.	.	.
1.442	BLEACHED CONIFEROUS SULPHATE+SODA PULP	.	.	.	.	.	.	.	.	.	.
2	PULP OF OTHER FIBRE FOR PAPER AND BOARD	140	.	140	.	140	.	140	.	140	140
2.1	PULP OF STRAW	50	.	50	.	50	.	50	.	50	50
2.2	PULP OF BAGASSE	0	0	0	0	0	0	0	0	0	0
2.3	PULP OF BAMBOO	0	0	0	0	0	0	0	0	0	0
2.4	PULP OF OTHER FIBRE	90	.	90	.	90	.	90	.	90	90
3	DISSOLVING PULP, WOOD+OTHER RAW MATERIALS	.	.	.	.	.	.	.	.	.	.
3.1	NON-CONIFEROUS DISSOLVING PULP	.	.	.	.	.	.	.	.	.	.
3.2	CONIFEROUS DISSOLVING PULP	.	.	.	.	.	.	.	.	.	.

		1988	1989	1990	1991	1992	1993
		TOTAL CAPACITY IN 1000 METRIC TONS PER YEAR					
4	PAPER AND PAPERBOARD	6130	6155	6170	6170	6170	6170
4.1	NEWSPRINT	245	245	245	245	245	245
4.2	OTHER PRINTING AND WRITING PAPER	2225	2250	2265	2265	2265	2265
4.21	COATED PRINTING AND WRITING PAPER	1320	1340	1350	1350	1350	1350
4.211	COATED WOOD CONTAINING PRINT&WRITING PAPER	.	.	.	.	.	.
4.212	COATED WOODFREE PRINTING & WRITING PAPER	.	.	.	.	.	.
4.22	UNCOATED PRINTING AND WRITING PAPER	905	910	915	915	915	915
4.221	UNCOATED WOOD CONTAINING PRINT&WRIT PAPER	.	.	.	.	.	.
4.222	UNCOATED WOODFREE PRINTING & WRIT PAPER	.	.	.	.	.	.
4.3	OTHER PAPER AND PAPERBOARD	3660	3660	3660	3660	3660	3660
4.31	HOUSEHOLD AND SANITARY PAPER	360	360	360	360	360	360
4.32	WRAPPING AND PACKAGING PAPER AND BOARD	2900	2900	2900	2900	2900	2900
4.321	LINERBOARD	540	540	540	540	540	540
4.3211	KRAFT LINER	.	.	.	.	.	.
4.32111	UNBLEACHED KRAFT LINER	.	.	.	.	.	.
4.32112	BLEACHED KRAFT LINER	.	.	.	.	.	.
4.3212	OTHER LINERBOARD	.	.	.	.	.	.
4.322	FLUTING MEDIUM	900	900	900	900	900	900
4.3221	SEMI-CHEMICAL FLUTING MEDIUM	.	.	.	.	.	.
4.3222	OTHER FLUTING MEDIUM	.	.	.	.	.	.
4.323	KRAFT WRAPPING AND PACKAGING	160	160	160	160	160	160
4.3231	SACK KRAFT	.	.	.	.	.	.
4.3232	OTHER KRAFT WRAPPING AND PACKAGING	.	.	.	.	.	.
4.324	FOLDING BOXBOARD	720	720	720	720	720	720
4.3241	PULP BASED FOLDING BOXBOARD	.	.	.	.	.	.
4.32411	BLEACHED CHEMICAL PULP FOLDING BOXBOARD	.	.	.	.	.	.
4.32412	OTHER PULP BASED FOLDING BOXBOARD	.	.	.	.	.	.
4.3242	WASTE PAPER BASED FOLDING BOXBOARD	.	.	.	.	.	.
4.325	OTHER WRAPPING AND PACKAGING N.E.S.	580	580	580	580	580	580
4.3251	OTHER WRAPPING PAPER	.	.	.	.	.	.
4.3252	OTHER PACKAGING PAPERBOARD	.	.	.	.	.	.
4.33	OTHER PAPER AND PAPERBOARD N.E.S. TOTAL	400	400	400	400	400	400
4.331	OTHER PAPER N.E.S.	.	.	.	.	.	.
4.332	OTHER PAPERBOARD N.E.S.	.	.	.	.	.	.

*)

NETHERLANDS

	PROCESS	1988 TOTAL CAPA-CITY	1988 OF WHICH MARKET PULP	1989 TOTAL CAPA-CITY	1989 OF WHICH MARKET PULP	1990 TOTAL CAPA-CITY	1990 OF WHICH MARKET PULP	1991 TOTAL CAPA-CITY	1991 OF WHICH MARKET PULP	1992 TOTAL CAPA-CITY	1993 TOTAL CAPA-CITY
		1000 METRIC TONS (AIR DRY) PER YEAR									
1	WOOD PULP FOR PAPER AND PAPERBOARD	196	0	256	0	256	0	256	0	256	256
1.1	MECHANICAL PULP	66	0	66	0	66	0	66	0	66	66
1.11	MECHANICAL NON-CONIFEROUS PULP	22	0	22	0	22	0	22	0	22	22
1.12	MECHANICAL CONIFEROUS PULP	44	0	44	0	44	0	44	0	44	44
1.2	THERMO-MECHANICAL PULP	130	0	190	0	190	0	190	0	190	190
1.21	THERMO-MECHANICAL NON-CONIFEROUS PULP	0	0	0	0	0	0	0	0	0	0
1.22	THERMO-MECHANICAL CONIFEROUS PULP	130	0	190	0	190	0	190	0	190	190
1.3	SEMI-CHEMICAL PULP	0	0	0	0	0	0	0	0	0	0
1.31	SEMI-CHEMICAL NON-CONIFEROUS PULP	0	0	0	0	0	0	0	0	0	0
1.32	SEMI-CHEMICAL CONIFEROUS PULP	0	0	0	0	0	0	0	0	0	0
1.4	CHEMICAL PULP TOTAL	0	0	0	0	0	0	0	0	0	0
1.41	UNBLEACHED SULPHITE PULP	0	0	0	0	0	0	0	0	0	0
1.411	UNBLEACHED NON-CONIFEROUS SULPHITE PULP	0	0	0	0	0	0	0	0	0	0
1.412	UNBLEACHED CONIFEROUS SULPHITE PULP	0	0	0	0	0	0	0	0	0	0
1.42	BLEACHED SULPHITE PULP	0	0	0	0	0	0	0	0	0	0
1.421	BLEACHED NON-CONIFEROUS SULPHITE PULP	0	0	0	0	0	0	0	0	0	0
1.422	BLEACHED CONIFEROUS SULPHITE PULP	0	0	0	0	0	0	0	0	0	0
1.43	UNBLEACHED SULPHATE PULP	0	0	0	0	0	0	0	0	0	0
1.431	UNBLEACHED NON-CONIFEROUS SULPHATE PULP	0	0	0	0	0	0	0	0	0	0
1.432	UNBLEACHED CONIFEROUS SULPHATE PULP	0	0	0	0	0	0	0	0	0	0
1.44	BLEACHED SULPHATE+SODA PULP	0	0	0	0	0	0	0	0	0	0
1.441	BLEACHED NON-CONIFEROUS SULPHATE+SODA PULP	0	0	0	0	0	0	0	0	0	0
1.442	BLEACHED CONIFEROUS SULPHATE+SODA PULP	0	0	0	0	0	0	0	0	0	0
2	PULP OF OTHER FIBRE FOR PAPER AND BOARD	2	0	2	0	2	0	2	0	2	2
2.1	PULP OF STRAW	0	0	0	0	0	0	0	0	0	0
2.2	PULP OF BAGASSE	0	0	0	0	0	0	0	0	0	0
2.3	PULP OF BAMBOO	0	0	0	0	0	0	0	0	0	0
2.4	PULP OF OTHER FIBRE	2	0	2	0	2	0	2	0	2	2
3	DISSOLVING PULP,WOOD+OTHER RAW MATERIALS	0	0	0	0	0	0	0	0	0	0
3.1	NON-CONIFEROUS DISSOLVING PULP	0	0	0	0	0	0	0	0	0	0
3.2	CONIFEROUS DISSOLVING PULP	0	0	0	0	0	0	0	0	0	0

		1988	1989	1990	1991	1992	1993
		TOTAL CAPACITY IN 1000 METRIC TONS PER YEAR					
4	PAPER AND PAPERBOARD	2575	2594	2720	2740	2751	2751
4.1	NEWSPRINT	310	342	363	378	376	376
4.2	OTHER PRINTING AND WRITING PAPER	748	803	808	813	826	826
4.21	COATED PRINTING AND WRITING PAPER	384	384	384	384	384	384
4.211	COATED WOOD CONTAINING PRINT&WRITING PAPER	.	.	.	.	.	.
4.212	COATED WOODFREE PRINTING & WRITING PAPER	.	.	.	.	.	.
4.22	UNCOATED PRINTING AND WRITING PAPER	364	419	424	429	442	442
4.221	UNCOATED WOOD CONTAINING PRINT&WRIT PAPER	35	60	65	70	83	83
4.222	UNCOATED WOODFREE PRINTING & WRIT PAPER	329	359	359	359	359	359
4.3	OTHER PAPER AND PAPERBOARD	1517	1549	1549	1549	1549	1549
4.31	HOUSEHOLD AND SANITARY PAPER	173	173	173	173	173	173
4.32	WRAPPING AND PACKAGING PAPER AND BOARD	1280	1311	1311	1311	1311	1311
4.321	LINERBOARD	180	197	197	197	197	197
4.3211	KRAFT LINER	.	.	.	.	.	.
4.32111	UNBLEACHED KRAFT LINER	.	.	.	.	.	.
4.32112	BLEACHED KRAFT LINER	.	.	.	.	.	.
4.3212	OTHER LINERBOARD	180	197	197	197	197	197
4.322	FLUTING MEDIUM	323	326	326	326	326	326
4.3221	SEMI-CHEMICAL FLUTING MEDIUM	0	0	0	0	0	0
4.3222	OTHER FLUTING MEDIUM	323	326	326	326	326	326
4.323	KRAFT WRAPPING AND PACKAGING	37	37	37	37	37	37
4.3231	SACK KRAFT	0	0	0	0	0	0
4.3232	OTHER KRAFT WRAPPING AND PACKAGING	37	37	37	37	37	37
4.324	FOLDING BOXBOARD	118	122	122	122	122	122
4.3241	PULP BASED FOLDING BOXBOARD	.	.	.	.	.	.
4.32411	BLEACHED CHEMICAL PULP FOLDING BOXBOARD	.	.	.	.	.	.
4.32412	OTHER PULP BASED FOLDING BOXBOARD	.	.	.	.	.	.
4.3242	WASTE PAPER BASED FOLDING BOXBOARD	.	.	.	.	.	.
4.325	OTHER WRAPPING AND PACKAGING N.E.S.	622	629	629	629	629	629
4.3251	OTHER WRAPPING PAPER	23	23	23	23	23	23
4.3252	OTHER PACKAGING PAPERBOARD	599	606	606	606	606	606
4.33	OTHER PAPER AND PAPERBOARD N.E.S. TOTAL	64	65	65	65	65	65
4.331	OTHER PAPER N.E.S.	4	4	4	4	4	4
4.332	OTHER PAPERBOARD N.E.S.	60	61	61	61	61	61

NORWAY

	PROCESS	1988 TOTAL CAPACITY	1988 OF WHICH MARKET PULP	1989 TOTAL CAPACITY	1989 OF WHICH MARKET PULP	1990 TOTAL CAPACITY	1990 OF WHICH MARKET PULP	1991 TOTAL CAPACITY	1991 OF WHICH MARKET PULP	1992 TOTAL CAPACITY	1993 TOTAL CAPACITY
		1000 METRIC TONS (AIR DRY) PER YEAR									
1	WOOD PULP FOR PAPER AND PAPERBOARD	2150	615	2390	650	2355	650	2360	650	2325	2325
1.1	MECHANICAL PULP	640	120	640	130	640	130	640	130	430	430
1.11	MECHANICAL NON-CONIFEROUS PULP	0	0	0	0	0	0	0	0	0	0
1.12	MECHANICAL CONIFEROUS PULP	640	120	640	130	640	130	640	130	430	430
1.2	THERMO-MECHANICAL PULP	775	110	975	125	975	125	975	125	1150	1150
1.21	THERMO-MECHANICAL NON-CONIFEROUS PULP	0	0	0	0	0	0	0	0	0	0
1.22	THERMO-MECHANICAL CONIFEROUS PULP	775	110	975	125	975	125	975	125	1150	1150
1.3	SEMI-CHEMICAL PULP	95	35	95	35	95	35	95	35	95	95
1.31	SEMI-CHEMICAL NON-CONIFEROUS PULP	95	35	95	35	95	35	95	35	95	95
1.32	SEMI-CHEMICAL CONIFEROUS PULP	0	0	0	0	0	0	0	0	0	0
1.4	CHEMICAL PULP TOTAL	640	350	680	360	645	360	650	360	650	650
1.41	UNBLEACHED SULPHITE PULP	50	5	55	0	20	0	20	0	20	20
1.411	UNBLEACHED NON-CONIFEROUS SULPHITE PULP	0	0	0	0	0	0	0	0	0	0
1.412	UNBLEACHED CONIFEROUS SULPHITE PULP	50	5	55	0	20	0	20	0	20	20
1.42	BLEACHED SULPHITE PULP	95	50	100	55	100	55	105	55	105	105
1.421	BLEACHED NON-CONIFEROUS SULPHITE PULP	20	0	0	0	0	0	0	0	0	0
1.422	BLEACHED CONIFEROUS SULPHITE PULP	75	50	100	55	100	55	105	55	105	105
1.43	UNBLEACHED SULPHATE PULP	165	0	175	0	175	0	175	0	175	175
1.431	UNBLEACHED NON-CONIFEROUS SULPHATE PULP	0	0	0	0	0	0	0	0	0	0
1.432	UNBLEACHED CONIFEROUS SULPHATE PULP	165	0	175	0	175	0	175	0	175	175
1.44	BLEACHED SULPHATE+SODA PULP	330	295	350	305	350	305	350	305	350	350
1.441	BLEACHED NON-CONIFEROUS SULPHATE+SODA PULP	50	45	80	65	80	65	80	65	80	80
1.442	BLEACHED CONIFEROUS SULPHATE+SODA PULP	280	250	270	240	270	240	270	240	270	270
2	PULP OF OTHER FIBRE FOR PAPER AND BOARD	0	0	0	0	0	0	0	0	0	0
2.1	PULP OF STRAW	0	0	0	0	0	0	0	0	0	0
2.2	PULP OF BAGASSE	0	0	0	0	0	0	0	0	0	0
2.3	PULP OF BAMBOO	0	0	0	0	0	0	0	0	0	0
2.4	PULP OF OTHER FIBRE	0	0	0	0	0	0	0	0	0	0
3	DISSOLVING PULP,WOOD+OTHER RAW MATERIALS	180	180	180	180	180	180	180	180	180	180
3.1	NON-CONIFEROUS DISSOLVING PULP	0	0	0	0	0	0	0	0	0	0
3.2	CONIFEROUS DISSOLVING PULP	180	180	180	180	180	180	180	180	180	180

		1988	1989	1990	1991	1992	1993
		TOTAL CAPACITY IN 1000 METRIC TONS PER YEAR					
4	PAPER AND PAPERBOARD	1913	1973	1935	1985	1985	2430
4.1	NEWSPRINT	1030	1090	1050	1100	1100	1300
4.2	OTHER PRINTING AND WRITING PAPER	375	375	375	375	375	620
4.21	COATED PRINTING AND WRITING PAPER	5	5	5	5	5	250
4.211	COATED WOOD CONTAINING PRINT&WRITING PAPER	5	5	5	5	5	250
4.212	COATED WOODFREE PRINTING & WRITING PAPER	0	0	0	0	0	0
4.22	UNCOATED PRINTING AND WRITING PAPER	370	370	370	370	370	370
4.221	UNCOATED WOOD CONTAINING PRINT&WRIT PAPER	295	295	295	295	295	295
4.222	UNCOATED WOODFREE PRINTING & WRIT PAPER	75	75	75	75	75	75
4.3	OTHER PAPER AND PAPERBOARD	508	508	510	510	510	510
4.31	HOUSEHOLD AND SANITARY PAPER	48	48	50	50	50	50
4.32	WRAPPING AND PACKAGING PAPER AND BOARD	410	410	410	410	410	410
4.321	LINERBOARD	20	20	20	20	20	20
4.3211	KRAFT LINER	20	20	20	20	20	20
4.32111	UNBLEACHED KRAFT LINER	20	20	20	20	20	20
4.32112	BLEACHED KRAFT LINER	0	0	0	0	0	0
4.3212	OTHER LINERBOARD	0	0	0	0	0	0
4.322	FLUTING MEDIUM	70	70	70	70	70	70
4.3221	SEMI-CHEMICAL FLUTING MEDIUM	70	70	70	70	70	70
4.3222	OTHER FLUTING MEDIUM	0	0	0	0	0	0
4.323	KRAFT WRAPPING AND PACKAGING	170	170	170	170	170	170
4.3231	SACK KRAFT	-	-	-	-	-	-
4.3232	OTHER KRAFT WRAPPING AND PACKAGING	-	-	-	-	-	-
4.324	FOLDING BOXBOARD	30	30	30	30	30	30
4.3241	PULP BASED FOLDING BOXBOARD	-	-	-	-	-	-
4.32411	BLEACHED CHEMICAL PULP FOLDING BOXBOARD	-	-	-	-	-	-
4.32412	OTHER PULP BASED FOLDING BOXBOARD	-	-	-	-	-	-
4.3242	WASTE PAPER BASED FOLDING BOXBOARD	-	-	-	-	-	-
4.325	OTHER WRAPPING AND PACKAGING N.E.S.	120	120	120	120	120	120
4.3251	OTHER WRAPPING PAPER	-	-	-	-	-	-
4.3252	OTHER PACKAGING PAPERBOARD	-	-	-	-	-	-
4.33	OTHER PAPER AND PAPERBOARD N.E.S. TOTAL	50	50	50	50	50	50
4.331	OTHER PAPER N.E.S.	35	35	35	35	35	35
4.332	OTHER PAPERBOARD N.E.S.	15	15	15	15	15	15

POLAND

	PROCESS	1988 TOTAL CAPACITY	1988 OF WHICH MARKET PULP	1989 TOTAL CAPACITY	1989 OF WHICH MARKET PULP	1990 TOTAL CAPACITY	1990 OF WHICH MARKET PULP	1991 TOTAL CAPACITY	1991 OF WHICH MARKET PULP	1992 TOTAL CAPACITY	1993 TOTAL CAPACITY
		1000 METRIC TONS (AIR DRY) PER YEAR									
1	WOOD PULP FOR PAPER AND PAPERBOARD	988	22	982	22	982	22	1000	22	986	1013
1.1	MECHANICAL PULP	150	0	150	0	150	0	168	0	168	170
1.11	MECHANICAL NON-CONIFEROUS PULP	0	0	0	0	0	0	0	0	0	0
1.12	MECHANICAL CONIFEROUS PULP	150	0	150	0	150	0	168	0	168	170
1.2	THERMO-MECHANICAL PULP	0	0	0	0	0	0	0	0	0	0
1.21	THERMO-MECHANICAL NON-CONIFEROUS PULP	0	0	0	0	0	0	0	0	0	0
1.22	THERMO-MECHANICAL CONIFEROUS PULP	0	0	0	0	0	0	0	0	0	0
1.3	SEMI-CHEMICAL PULP	143	0	143	0	143	0	143	0	145	145
1.31	SEMI-CHEMICAL NON-CONIFEROUS PULP	143	0	143	0	143	0	143	0	145	145
1.32	SEMI-CHEMICAL CONIFEROUS PULP	0	0	0	0	0	0	0	0	0	0
1.4	CHEMICAL PULP TOTAL	695	22	689	22	689	22	689	22	673	698
1.41	UNBLEACHED SULPHITE PULP	34	0	34	0	34	0	34	0	34	38
1.411	UNBLEACHED NON-CONIFEROUS SULPHITE PULP	0	0	0	0	0	0	0	0	0	0
1.412	UNBLEACHED CONIFEROUS SULPHITE PULP	34	0	34	0	34	0	34	0	34	38
1.42	BLEACHED SULPHITE PULP	55	0	55	0	55	0	55	0	55	55
1.421	BLEACHED NON-CONIFEROUS SULPHITE PULP	0	0	0	0	0	0	0	0	0	0
1.422	BLEACHED CONIFEROUS SULPHITE PULP	55	0	55	0	55	0	55	0	55	55
1.43	UNBLEACHED SULPHATE PULP	378	0	372	0	372	0	372	0	345	355
1.431	UNBLEACHED NON-CONIFEROUS SULPHATE PULP	0	0	0	0	0	0	0	0	0	0
1.432	UNBLEACHED CONIFEROUS SULPHATE PULP	378	0	372	0	372	0	372	0	345	355
1.44	BLEACHED SULPHATE+SODA PULP	228	22	228	22	228	22	228	22	239	250
1.441	BLEACHED NON-CONIFEROUS SULPHATE+SODA PULP	72	0	72	0	72	0	72	0	72	72
1.442	BLEACHED CONIFEROUS SULPHATE+SODA PULP	156	22	156	22	156	22	156	22	167	178
2	PULP OF OTHER FIBRE FOR PAPER AND BOARD	2	0	2	0	2	0	2	0	2	2
2.1	PULP OF STRAW	0	0	0	0	0	0	0	0	0	0
2.2	PULP OF BAGASSE	0	0	0	0	0	0	0	0	0	0
2.3	PULP OF BAMBOO	0	0	0	0	0	0	0	0	0	0
2.4	PULP OF OTHER FIBRE	2	0	2	0	2	0	2	0	2	2
3	DISSOLVING PULP, WOOD+OTHER RAW MATERIALS	67	0	67	0	67	0	67	0	67	67
3.1	NON-CONIFEROUS DISSOLVING PULP	61	0	61	0	61	0	61	0	61	61
3.2	CONIFEROUS DISSOLVING PULP	6	0	6	0	6	0	6	0	6	6

		1988	1989	1990	1991	1992	1993
		TOTAL CAPACITY IN 1000 METRIC TONS PER YEAR					
4	PAPER AND PAPERBOARD	1560	1600	1670	1690	1740	1770
4.1	NEWSPRINT	100	100	100	100	100	100
4.2	OTHER PRINTING AND WRITING PAPER	360	350	340	340	370	370
4.21	COATED PRINTING AND WRITING PAPER	.	.	.	.	.	.
4.211	COATED WOOD CONTAINING PRINT&WRITING PAPER	.	.	.	.	.	.
4.212	COATED WOODFREE PRINTING & WRITING PAPER	.	.	.	.	.	.
4.22	UNCOATED PRINTING AND WRITING PAPER	.	.	.	.	.	.
4.221	UNCOATED WOOD CONTAINING PRINT&WRIT PAPER	.	.	.	.	.	.
4.222	UNCOATED WOODFREE PRINTING & WRIT PAPER	.	.	.	.	.	.
4.3	OTHER PAPER AND PAPERBOARD	1100	1150	1230	1250	1270	1300
4.31	HOUSEHOLD AND SANITARY PAPER	113	113	135	135	160	165
4.32	WRAPPING AND PACKAGING PAPER AND BOARD	.	.	.	.	.	.
4.321	LINERBOARD	.	.	.	.	.	.
4.3211	KRAFT LINER	.	.	.	.	.	.
4.32111	UNBLEACHED KRAFT LINER	.	.	.	.	.	.
4.32112	BLEACHED KRAFT LINER	.	.	.	.	.	.
4.3212	OTHER LINERBOARD	.	.	.	.	.	.
4.322	FLUTING MEDIUM	.	.	.	.	.	.
4.3221	SEMI-CHEMICAL FLUTING MEDIUM	.	.	.	.	.	.
4.3222	OTHER FLUTING MEDIUM	.	.	.	.	.	.
4.323	KRAFT WRAPPING AND PACKAGING	.	.	.	.	.	.
4.3231	SACK KRAFT	.	.	.	.	.	.
4.3232	OTHER KRAFT WRAPPING AND PACKAGING	.	.	.	.	.	.
4.324	FOLDING BOXBOARD	.	.	.	.	.	.
4.3241	PULP BASED FOLDING BOXBOARD	.	.	.	.	.	.
4.32411	BLEACHED CHEMICAL PULP FOLDING BOXBOARD	.	.	.	.	.	.
4.32412	OTHER PULP BASED FOLDING BOXBOARD	.	.	.	.	.	.
4.3242	WASTE PAPER BASED FOLDING BOXBOARD	.	.	.	.	.	.
4.325	OTHER WRAPPING AND PACKAGING N.E.S.	.	.	.	.	.	.
4.3251	OTHER WRAPPING PAPER	.	.	.	.	.	.
4.3252	OTHER PACKAGING PAPERBOARD	.	.	.	.	.	.
4.33	OTHER PAPER AND PAPERBOARD N.E.S. TOTAL	.	.	.	.	.	.
4.331	OTHER PAPER N.E.S.	.	.	.	.	.	.
4.332	OTHER PAPERBOARD N.E.S.	.	.	.	.	.	.

PORTUGAL

	PROCESS	1988 TOTAL CAPACITY	1988 OF WHICH MARKET PULP	1989 TOTAL CAPACITY	1989 OF WHICH MARKET PULP	1990 TOTAL CAPACITY	1990 OF WHICH MARKET PULP	1991 TOTAL CAPACITY	1991 OF WHICH MARKET PULP	1992 TOTAL CAPACITY	1993 TOTAL CAPACITY
		1000 METRIC TONS (AIR DRY) PER YEAR									
1	WOOD PULP FOR PAPER AND PAPERBOARD	1403	1200	1589	1336	1596	1343	1633	1380	1640	1640
1.1	MECHANICAL PULP	0	0	0	0	0	0	0	0	0	0
1.11	MECHANICAL NON-CONIFEROUS PULP	0	0	0	0	0	0	0	0	0	0
1.12	MECHANICAL CONIFEROUS PULP	0	0	0	0	0	0	0	0	0	0
1.2	THERMO-MECHANICAL PULP	0	0	0	0	0	0	0	0	0	0
1.21	THERMO-MECHANICAL NON-CONIFEROUS PULP	0	0	0	0	0	0	0	0	0	0
1.22	THERMO-MECHANICAL CONIFEROUS PULP	0	0	0	0	0	0	0	0	0	0
1.3	SEMI-CHEMICAL PULP	0	0	0	0	0	0	0	0	0	0
1.31	SEMI-CHEMICAL NON-CONIFEROUS PULP	0	0	0	0	0	0	0	0	0	0
1.32	SEMI-CHEMICAL CONIFEROUS PULP	0	0	0	0	0	0	0	0	0	0
1.4	CHEMICAL PULP TOTAL	1403	1200	1589	1336	1596	1343	1633	1380	1640	1640
1.41	UNBLEACHED SULPHITE PULP	0	0	0	0	0	0	0	0	0	0
1.411	UNBLEACHED NON-CONIFEROUS SULPHITE PULP	0	0	0	0	0	0	0	0	0	0
1.412	UNBLEACHED CONIFEROUS SULPHITE PULP	0	0	0	0	0	0	0	0	0	0
1.42	BLEACHED SULPHITE PULP	120	120	126	126	133	133	140	140	147	147
1.421	BLEACHED NON-CONIFEROUS SULPHITE PULP	120	120	126	126	133	133	140	140	147	147
1.422	BLEACHED CONIFEROUS SULPHITE PULP	0	0	0	0	0	0	0	0	0	0
1.43	UNBLEACHED SULPHATE PULP	353	100	353	100	353	100	353	100	353	353
1.431	UNBLEACHED NON-CONIFEROUS SULPHATE PULP	49	0	49	0	49	0	49	0	49	49
1.432	UNBLEACHED CONIFEROUS SULPHATE PULP	304	100	304	100	304	100	304	100	304	304
1.44	BLEACHED SULPHATE+SODA PULP	930	980	1110	1110	1110	1110	1140	1140	1140	1140
1.441	BLEACHED NON-CONIFEROUS SULPHATE+SODA PULP	930	980	1110	1110	1110	1110	1140	1140	1140	1140
1.442	BLEACHED CONIFEROUS SULPHATE+SODA PULP	0	0	0	0	0	0	0	0	0	0
2	PULP OF OTHER FIBRE FOR PAPER AND BOARD	0	0	0	0	0	0	0	0	0	0
2.1	PULP OF STRAW	0	0	0	0	0	0	0	0	0	0
2.2	PULP OF BAGASSE	0	0	0	0	0	0	0	0	0	0
2.3	PULP OF BAMBOO	0	0	0	0	0	0	0	0	0	0
2.4	PULP OF OTHER FIBRE	0	0	0	0	0	0	0	0	0	0
3	DISSOLVING PULP, WOOD+OTHER RAW MATERIALS	0	0	0	0	0	0	0	0	0	0
3.1	NON-CONIFEROUS DISSOLVING PULP	0	0	0	0	0	0	0	0	0	0
3.2	CONIFEROUS DISSOLVING PULP	0	0	0	0	0	0	0	0	0	0

		1988	1989	1990	1991	1992	1993
		TOTAL CAPACITY IN 1000 METRIC TONS PER YEAR					
4	PAPER AND PAPERBOARD	833	923	1013	1013	1053	1053
4.1	NEWSPRINT	0	0	0	0	0	0
4.2	OTHER PRINTING AND WRITING PAPER	170	238	328	328	328	328
4.21	COATED PRINTING AND WRITING PAPER	18	18	18	18	18	18
4.211	COATED WOOD CONTAINING PRINT&WRITING PAPER	0	0	0	0	0	0
4.212	COATED WOODFREE PRINTING & WRITING PAPER	18	18	18	18	18	18
4.22	UNCOATED PRINTING AND WRITING PAPER	152	220	310	310	310	310
4.221	UNCOATED WOOD CONTAINING PRINT&WRIT PAPER	0	0	0	0	0	0
4.222	UNCOATED WOODFREE PRINTING & WRIT PAPER	152	220	310	310	310	310
4.3	OTHER PAPER AND PAPERBOARD	663	685	685	685	725	725
4.31	HOUSEHOLD AND SANITARY PAPER	76	76	76	76	76	76
4.32	WRAPPING AND PACKAGING PAPER AND BOARD	573	595	595	595	635	635
4.321	LINERBOARD	265	285	285	285	325	325
4.3211	KRAFT LINER	220	240	240	240	280	280
4.32111	UNBLEACHED KRAFT LINER	220	240	240	240	280	280
4.32112	BLEACHED KRAFT LINER	0	0	0	0	0	0
4.3212	OTHER LINERBOARD	45	45	45	45	45	45
4.322	FLUTING MEDIUM	100	100	100	100	100	100
4.3221	SEMI-CHEMICAL FLUTING MEDIUM	0	0	0	0	0	0
4.3222	OTHER FLUTING MEDIUM	100	100	100	100	100	100
4.323	KRAFT WRAPPING AND PACKAGING	95	95	95	95	95	95
4.3231	SACK KRAFT	65	65	65	65	65	65
4.3232	OTHER KRAFT WRAPPING AND PACKAGING	30	30	30	30	30	30
4.324	FOLDING BOXBOARD	78	80	80	80	80	80
4.3241	PULP BASED FOLDING BOXBOARD	38	40	40	40	40	40
4.32411	BLEACHED CHEMICAL PULP FOLDING BOXBOARD	13	15	15	15	15	15
4.32412	OTHER PULP BASED FOLDING BOXBOARD	25	25	25	25	25	25
4.3242	WASTE PAPER BASED FOLDING BOXBOARD	40	40	40	40	40	40
4.325	OTHER WRAPPING AND PACKAGING N.E.S.	35	35	35	35	35	35
4.3251	OTHER WRAPPING PAPER	-	-	-	-	-	-
4.3252	OTHER PACKAGING PAPERBOARD	-	-	-	-	-	-
4.33	OTHER PAPER AND PAPERBOARD N.E.S. TOTAL	14	14	14	14	14	14
4.331	OTHER PAPER N.E.S.	-	-	-	-	-	-
4.332	OTHER PAPERBOARD N.E.S.	-	-	-	-	-	-

ROMANIA

	PROCESS	1988 TOTAL CAPACITY	1988 OF WHICH MARKET PULP	1989 TOTAL CAPACITY	1989 OF WHICH MARKET PULP	1990 TOTAL CAPACITY	1990 OF WHICH MARKET PULP	1991 TOTAL CAPACITY	1991 OF WHICH MARKET PULP	1992 TOTAL CAPACITY	1993 TOTAL CAPACITY
		1000 METRIC TONS (AIR DRY) PER YEAR									
1	WOOD PULP FOR PAPER AND PAPERBOARD	830	37	830	37	830	37	830	37	830	830
1.1	MECHANICAL PULP	128	0	128	0	128	0	128	0	128	128
1.11	MECHANICAL NON-CONIFEROUS PULP	16	0	16	0	16	0	16	0	16	16
1.12	MECHANICAL CONIFEROUS PULP	112	0	112	0	112	0	112	0	112	112
1.2	THERMO-MECHANICAL PULP	0	0	0	0	0	0	0	0	0	0
1.21	THERMO-MECHANICAL NON-CONIFEROUS PULP	0	0	0	0	0	0	0	0	0	0
1.22	THERMO-MECHANICAL CONIFEROUS PULP	0	0	0	0	0	0	0	0	0	0
1.3	SEMI-CHEMICAL PULP	44	0	44	0	44	0	44	0	44	44
1.31	SEMI-CHEMICAL NON-CONIFEROUS PULP	44	0	44	0	44	0	44	0	44	44
1.32	SEMI-CHEMICAL CONIFEROUS PULP	0	0	0	0	0	0	0	0	0	0
1.4	CHEMICAL PULP TOTAL	658	37	658	37	658	37	658	37	658	658
1.41	UNBLEACHED SULPHITE PULP	57	.	57	.	57	.	57	.	57	57
1.411	UNBLEACHED NON-CONIFEROUS SULPHITE PULP	0	0	0	0	0	0	0	0	0	0
1.412	UNBLEACHED CONIFEROUS SULPHITE PULP	57	.	57	.	57	.	57	.	57	57
1.42	BLEACHED SULPHITE PULP	78	.	78	.	78	.	78	.	78	78
1.421	BLEACHED NON-CONIFEROUS SULPHITE PULP	0	0	0	0	0	0	0	0	0	0
1.422	BLEACHED CONIFEROUS SULPHITE PULP	78	.	78	.	78	.	78	.	78	78
1.43	UNBLEACHED SULPHATE PULP	328	.	328	.	328	.	328	.	328	328
1.431	UNBLEACHED NON-CONIFEROUS SULPHATE PULP	93	.	93	.	93	.	93	.	93	93
1.432	UNBLEACHED CONIFEROUS SULPHATE PULP	235	.	235	.	235	.	235	.	235	235
1.44	BLEACHED SULPHATE+SODA PULP	195	.	195	.	195	.	195	.	195	195
1.441	BLEACHED NON-CONIFEROUS SULPHATE+SODA PULP	95	.	95	.	95	.	95	.	95	95
1.442	BLEACHED CONIFEROUS SULPHATE+SODA PULP	100	.	100	.	100	.	100	.	100	100
2	PULP OF OTHER FIBRE FOR PAPER AND BOARD	102	0	102	0	102	0	102	0	102	102
2.1	PULP OF STRAW	58	0	58	0	58	0	58	0	58	58
2.2	PULP OF BAGASSE	0	0	0	0	0	0	0	0	0	0
2.3	PULP OF BAMBOO	0	0	0	0	0	0	0	0	0	0
2.4	PULP OF OTHER FIBRE	44	0	44	0	44	0	44	0	44	44
3	DISSOLVING PULP, WOOD+OTHER RAW MATERIALS	127	127	127	127	127	127	127	127	127	127
3.1	NON-CONIFEROUS DISSOLVING PULP	127	127	127	127	127	127	127	127	127	127
3.2	CONIFEROUS DISSOLVING PULP	0	0	0	0	0	0	0	0	0	0

		1988	1989	1990	1991	1992	1993
		TOTAL CAPACITY IN 1000 METRIC TONS PER YEAR					
4	PAPER AND PAPERBOARD	1059	1059	1059	1059	1059	1059
4.1	NEWSPRINT	133	133	133	133	133	133
4.2	OTHER PRINTING AND WRITING PAPER	190	190	190	190	190	190
4.21	COATED PRINTING AND WRITING PAPER	6	6	6	6	6	6
4.211	COATED WOOD CONTAINING PRINT&WRITING PAPER	0	0	0	0	0	0
4.212	COATED WOODFREE PRINTING & WRITING PAPER	6	6	6	6	6	6
4.22	UNCOATED PRINTING AND WRITING PAPER	184	184	184	184	184	184
4.221	UNCOATED WOOD CONTAINING PRINT&WRIT PAPER	50	50	50	50	50	50
4.222	UNCOATED WOODFREE PRINTING & WRIT PAPER	134	134	134	134	134	134
4.3	OTHER PAPER AND PAPERBOARD	736	736	736	736	736	736
4.31	HOUSEHOLD AND SANITARY PAPER	25	25	25	25	25	25
4.32	WRAPPING AND PACKAGING PAPER AND BOARD	656	656	656	656	656	656
4.321	LINERBOARD	100	100	100	100	100	100
4.3211	KRAFT LINER	100	100	100	100	100	100
4.32111	UNBLEACHED KRAFT LINER	100	100	100	100	100	100
4.32112	BLEACHED KRAFT LINER	0	0	0	0	0	0
4.3212	OTHER LINERBOARD	0	0	0	0	0	0
4.322	FLUTING MEDIUM	180	180	180	180	180	180
4.3221	SEMI-CHEMICAL FLUTING MEDIUM	40	40	40	40	40	40
4.3222	OTHER FLUTING MEDIUM	140	140	140	140	140	140
4.323	KRAFT WRAPPING AND PACKAGING	171	171	171	171	171	171
4.3231	SACK KRAFT	94	94	94	94	94	94
4.3232	OTHER KRAFT WRAPPING AND PACKAGING	77	77	77	77	77	77
4.324	FOLDING BOXBOARD	119	119	119	119	119	119
4.3241	PULP BASED FOLDING BOXBOARD	70	70	70	70	70	70
4.32411	BLEACHED CHEMICAL PULP FOLDING BOXBOARD	30	30	30	30	30	30
4.32412	OTHER PULP BASED FOLDING BOXBOARD	40	40	40	40	40	40
4.3242	WASTE PAPER BASED FOLDING BOXBOARD	49	49	49	49	49	49
4.325	OTHER WRAPPING AND PACKAGING N.E.S.	86	86	86	86	86	86
4.3251	OTHER WRAPPING PAPER	12	12	12	12	12	12
4.3252	OTHER PACKAGING PAPERBOARD	74	74	74	74	74	74
4.33	OTHER PAPER AND PAPERBOARD N.E.S. TOTAL	55	55	55	55	55	55
4.331	OTHER PAPER N.E.S.	30	30	30	30	30	30
4.332	OTHER PAPERBOARD N.E.S.	25	25	25	25	25	25

*)

SPAIN

	PROCESS	1988 TOTAL CAPACITY	1988 OF WHICH MARKET PULP	1989 TOTAL CAPACITY	1989 OF WHICH MARKET PULP	1990 TOTAL CAPACITY	1990 OF WHICH MARKET PULP	1991 TOTAL CAPACITY	1991 OF WHICH MARKET PULP	1992 TOTAL CAPACITY	1993 TOTAL CAPACITY
		1000 METRIC TONS (AIR DRY) PER YEAR									
1	WOOD PULP FOR PAPER AND PAPERBOARD	1558	790	1604	797	1661	816	1679	823	1894	1973
1.1	MECHANICAL PULP	215	42	217	42	231	43	234	43	316	319
1.11	MECHANICAL NON-CONIFEROUS PULP	.	.	.	.	.	.	.	.	.	.
1.12	MECHANICAL CONIFEROUS PULP	.	.	.	.	.	.	.	.	.	.
1.2	THERMO-MECHANICAL PULP	0	0	0	0	0	0	0	0	0	0
1.21	THERMO-MECHANICAL NON-CONIFEROUS PULP	0	0	0	0	0	0	0	0	0	0
1.22	THERMO-MECHANICAL CONIFEROUS PULP	0	0	0	0	0	0	0	0	0	0
1.3	SEMI-CHEMICAL PULP	0	0	0	0	0	0	0	0	0	0
1.31	SEMI-CHEMICAL NON-CONIFEROUS PULP	0	0	0	0	0	0	0	0	0	0
1.32	SEMI-CHEMICAL CONIFEROUS PULP	0	0	0	0	0	0	0	0	0	0
1.4	CHEMICAL PULP TOTAL	1343	748	1387	755	1430	773	1445	780	1578	1654
1.41	UNBLEACHED SULPHITE PULP	0	0	0	0	0	0	0	0	0	0
1.411	UNBLEACHED NON-CONIFEROUS SULPHITE PULP	0	0	0	0	0	0	0	0	0	0
1.412	UNBLEACHED CONIFEROUS SULPHITE PULP	0	0	0	0	0	0	0	0	0	0
1.42	BLEACHED SULPHITE PULP	3	3	3	3	3	3	3	3	3	3
1.421	BLEACHED NON-CONIFEROUS SULPHITE PULP	3	3	3	3	3	3	3	3	3	3
1.422	BLEACHED CONIFEROUS SULPHITE PULP	0	0	0	0	0	0	0	0	0	0
1.43	UNBLEACHED SULPHATE PULP	285	0	288	0	310	0	314	0	317	320
1.431	UNBLEACHED NON-CONIFEROUS SULPHATE PULP	0	0	0	0	0	0	0	0	0	0
1.432	UNBLEACHED CONIFEROUS SULPHATE PULP	285	0	288	0	310	0	314	0	317	320
1.44	BLEACHED SULPHATE+SODA PULP	1055	745	1096	752	1117	770	1128	777	1258	1331
1.441	BLEACHED NON-CONIFEROUS SULPHATE+SODA PULP	970	700	1010	707	1030	724	1040	731	1170	1242
1.442	BLEACHED CONIFEROUS SULPHATE+SODA PULP	85	45	86	45	87	46	88	46	88	89
2	PULP OF OTHER FIBRE FOR PAPER AND BOARD	150	13	151	13	153	13	154	13	157	158
2.1	PULP OF STRAW	136	0	137	0	139	0	140	0	142	143
2.2	PULP OF BAGASSE	0	0	0	0	0	0	0	0	0	0
2.3	PULP OF BAMBOO	0	0	0	0	0	0	0	0	0	0
2.4	PULP OF OTHER FIBRE	14	13	14	13	14	13	14	13	15	15
3	DISSOLVING PULP, WOOD+OTHER RAW MATERIALS	60	33	61	33	61	34	62	34	62	63
3.1	NON-CONIFEROUS DISSOLVING PULP	60	33	61	33	61	34	62	34	62	63
3.2	CONIFEROUS DISSOLVING PULP	0	0	0	0	0	0	0	0	0	0

		1988	1989	1990	1991	1992	1993
		TOTAL CAPACITY IN 1000 METRIC TONS PER YEAR					
4	PAPER AND PAPERBOARD	3534	3726	3966	4330	4894	5073
4.1	NEWSPRINT	180	185	251	258	416	429
4.2	OTHER PRINTING AND WRITING PAPER	865	896	967	1021	1327	1387
4.21	COATED PRINTING AND WRITING PAPER	365	376	421	434	722	744
4.211	COATED WOOD CONTAINING PRINT&WRITING PAPER	.	.	.	.	.	.
4.212	COATED WOODFREE PRINTING & WRITING PAPER	.	.	.	.	.	.
4.22	UNCOATED PRINTING AND WRITING PAPER	500	520	546	587	605	643
4.221	UNCOATED WOOD CONTAINING PRINT&WRIT PAPER	.	.	.	.	.	.
4.222	UNCOATED WOODFREE PRINTING & WRIT PAPER	.	.	.	.	.	.
4.3	OTHER PAPER AND PAPERBOARD	2489	2645	2748	3051	3151	3257
4.31	HOUSEHOLD AND SANITARY PAPER	230	237	259	317	326	336
4.32	WRAPPING AND PACKAGING PAPER AND BOARD	2139	2284	2362	2603	2690	2782
4.321	LINERBOARD	757	780	804	987	1017	1047
4.3211	KRAFT LINER	140	144	149	153	158	162
4.32111	UNBLEACHED KRAFT LINER	.	.	.	.	.	.
4.32112	BLEACHED KRAFT LINER	.	.	.	.	.	.
4.3212	OTHER LINERBOARD	617	636	655	834	859	885
4.322	FLUTING MEDIUM	550	647	666	686	706	728
4.3221	SEMI-CHEMICAL FLUTING MEDIUM	.	.	.	.	.	.
4.3222	OTHER FLUTING MEDIUM	550	647	666	686	706	728
4.323	KRAFT WRAPPING AND PACKAGING	170	175	180	186	191	197
4.3231	SACK KRAFT	170	175	180	186	191	197
4.3232	OTHER KRAFT WRAPPING AND PACKAGING	.	.	.	.	.	.
4.324	FOLDING BOXBOARD	375	386	408	430	453	477
4.3241	PULP BASED FOLDING BOXBOARD	.	.	.	.	.	.
4.32411	BLEACHED CHEMICAL PULP FOLDING BOXBOARD	.	.	.	.	.	.
4.32412	OTHER PULP BASED FOLDING BOXBOARD	.	.	.	.	.	.
4.3242	WASTE PAPER BASED FOLDING BOXBOARD	.	.	.	.	.	.
4.325	OTHER WRAPPING AND PACKAGING N.E.S.	287	296	304	314	323	333
4.3251	OTHER WRAPPING PAPER	.	.	.	.	.	.
4.3252	OTHER PACKAGING PAPERBOARD	.	.	.	.	.	.
4.33	OTHER PAPER AND PAPERBOARD N.E.S. TOTAL	120	124	127	131	135	139
4.331	OTHER PAPER N.E.S.	.	.	.	.	.	.
4.332	OTHER PAPERBOARD N.E.S.	.	.	.	.	.	.

SWEDEN

	PROCESS	1988 TOTAL CAPACITY	1988 OF WHICH MARKET PULP	1989 TOTAL CAPACITY	1989 OF WHICH MARKET PULP	1990 TOTAL CAPACITY	1990 OF WHICH MARKET PULP	1991 TOTAL CAPACITY	1991 OF WHICH MARKET PULP	1992 TOTAL CAPACITY	1993 TOTAL CAPACITY
		1000 METRIC TONS (AIR DRY) PER YEAR									
1	WOOD PULP FOR PAPER AND PAPERBOARD	10585	3550	10715	3465	11030	3615	11165	3620	11285	11335
1.1	MECHANICAL PULP	985	345	915	340	930	340	920	340	920	890
1.11	MECHANICAL NON-CONIFEROUS PULP	0	0	0	0	0	0	0	0	0	0
1.12	MECHANICAL CONIFEROUS PULP	985	345	915	340	930	340	920	340	920	890
1.2	THERMO-MECHANICAL PULP	2110	215	2275	230	2400	265	2455	300	2490	2575
1.21	THERMO-MECHANICAL NON-CONIFEROUS PULP	0	0	0	0	0	0	0	0	0	0
1.22	THERMO-MECHANICAL CONIFEROUS PULP	2110	215	2275	230	2400	265	2455	300	2490	2575
1.3	SEMI-CHEMICAL PULP	295	0	300	0	300	0	300	0	300	300
1.31	SEMI-CHEMICAL NON-CONIFEROUS PULP	0	0	0	0	0	0	0	0	0	0
1.32	SEMI-CHEMICAL CONIFEROUS PULP	295	0	300	0	300	0	300	0	300	300
1.4	CHEMICAL PULP TOTAL	7195	2990	7225	2895	7400	3010	7490	2980	7575	7570
1.41	UNBLEACHED SULPHITE PULP	160	65	175	65	175	65	175	65	175	175
1.411	UNBLEACHED NON-CONIFEROUS SULPHITE PULP	0	0	0	0	0	0	0	0	0	0
1.412	UNBLEACHED CONIFEROUS SULPHITE PULP	160	65	175	65	175	65	175	65	175	175
1.42	BLEACHED SULPHITE PULP	585	335	615	300	625	290	635	285	635	635
1.421	BLEACHED NON-CONIFEROUS SULPHITE PULP	120	40	130	25	135	20	135	10	135	135
1.422	BLEACHED CONIFEROUS SULPHITE PULP	465	295	485	275	490	270	500	275	500	500
1.43	UNBLEACHED SULPHATE PULP	2340	170	2310	185	2320	165	2375	160	2385	2355
1.431	UNBLEACHED NON-CONIFEROUS SULPHATE PULP	150	10	150	10	150	10	175	10	180	175
1.432	UNBLEACHED CONIFEROUS SULPHATE PULP	2190	160	2160	175	2170	155	2200	150	2205	2180
1.44	BLEACHED SULPHATE+SODA PULP	4110	2420	4125	2345	4280	2490	4305	2470	4380	4405
1.441	BLEACHED NON-CONIFEROUS SULPHATE+SODA PULP	1280	625	1320	630	1410	695	1425	680	1445	1445
1.442	BLEACHED CONIFEROUS SULPHATE+SODA PULP	2830	1795	2805	1715	2870	1795	2880	1790	2935	2960
2	PULP OF OTHER FIBRE FOR PAPER AND BOARD	0	0	0	0	0	0	0	0	0	0
2.1	PULP OF STRAW	0	0	0	0	0	0	0	0	0	0
2.2	PULP OF BAGASSE	0	0	0	0	0	0	0	0	0	0
2.3	PULP OF BAMBOO	0	0	0	0	0	0	0	0	0	0
2.4	PULP OF OTHER FIBRE	0	0	0	0	0	0	0	0	0	0
3	DISSOLVING PULP, WOOD+OTHER RAW MATERIALS	285	285	300	300	270	270	275	275	280	290
3.1	NON-CONIFEROUS DISSOLVING PULP	0	0	0	0	0	0	0	0	0	0
3.2	CONIFEROUS DISSOLVING PULP	285	285	300	300	270	270	275	275	280	290

		1988	1989	1990	1991	1992	1993
		TOTAL CAPACITY IN 1000 METRIC TONS PER YEAR					
4	PAPER AND PAPERBOARD	8630	8940	9300	9470	9690	9795
4.1	NEWSPRINT	2260	2410	2550	2450	2455	2480
4.2	OTHER PRINTING AND WRITING PAPER	1725	1845	1930	2085	2260	2360
4.21	COATED PRINTING AND WRITING PAPER	505	565	605	760	830	855
4.211	COATED WOOD CONTAINING PRINT&WRITING PAPER	100	100	105	225	270	270
4.212	COATED WOODFREE PRINTING & WRITING PAPER	405	465	500	535	560	585
4.22	UNCOATED PRINTING AND WRITING PAPER	1220	1280	1325	1325	1430	1505
4.221	UNCOATED WOOD CONTAINING PRINT&WRIT PAPER	420	420	430	430	430	430
4.222	UNCOATED WOODFREE PRINTING & WRIT PAPER	800	860	895	895	1000	1075
4.3	OTHER PAPER AND PAPERBOARD	4645	4685	4820	4935	4975	4955
4.31	HOUSEHOLD AND SANITARY PAPER	315	315	315	335	345	350
4.32	WRAPPING AND PACKAGING PAPER AND BOARD	4050	4095	4225	4310	4330	4290
4.321	LINERBOARD	1445	1435	1450	1500	1485	1415
4.3211	KRAFT LINER	1420	1410	1425	1475	1455	1385
4.32111	UNBLEACHED KRAFT LINER	1100	1100	1105	1145	1165	1170
4.32112	BLEACHED KRAFT LINER	320	310	320	330	290	215
4.3212	OTHER LINERBOARD	25	25	25	25	30	30
4.322	FLUTING MEDIUM	315	325	325	325	325	325
4.3221	SEMI-CHEMICAL FLUTING MEDIUM	310	320	320	320	320	320
4.3222	OTHER FLUTING MEDIUM	5	5	5	5	5	5
4.323	KRAFT WRAPPING AND PACKAGING	970	970	980	990	1010	1010
4.3231	SACK KRAFT	720	730	735	745	750	750
4.3232	OTHER KRAFT WRAPPING AND PACKAGING	250	240	245	245	260	260
4.324	FOLDING BOXBOARD	1255	1300	1405	1425	1440	1470
4.3241	PULP BASED FOLDING BOXBOARD	1170	1210	1315	1335	1350	1380
4.32411	BLEACHED CHEMICAL PULP FOLDING BOXBOARD	.	.	.	.	.	.
4.32412	OTHER PULP BASED FOLDING BOXBOARD	.	.	.	.	.	.
4.3242	WASTE PAPER BASED FOLDING BOXBOARD	85	90	90	90	90	90
4.325	OTHER WRAPPING AND PACKAGING N.E.S.	65	65	65	70	70	70
4.3251	OTHER WRAPPING PAPER	55	55	55	60	60	60
4.3252	OTHER PACKAGING PAPERBOARD	10	10	10	10	10	10
4.33	OTHER PAPER AND PAPERBOARD N.E.S. TOTAL	280	275	280	290	300	315
4.331	OTHER PAPER N.E.S.	155	155	160	160	160	165
4.332	OTHER PAPERBOARD N.E.S.	125	120	120	130	140	150

SWITZERLAND

	PROCESS	1988 TOTAL CAPA-CITY	1988 OF WHICH MARKET PULP	1989 TOTAL CAPA-CITY	1989 OF WHICH MARKET PULP	1990 TOTAL CAPA-CITY	1990 OF WHICH MARKET PULP	1991 TOTAL CAPA-CITY	1991 OF WHICH MARKET PULP	1992 TOTAL CAPA-CITY	1993 TOTAL CAPA-CITY
		1000 METRIC TONS (AIR DRY) PER YEAR									
1	WOOD PULP FOR PAPER AND PAPERBOARD	336	64	337	64	337	64	348	69	348	348
1.1	MECHANICAL PULP	208	2	208	2	208	2	211	6	211	211
1.11	MECHANICAL NON-CONIFEROUS PULP	.	.	.	.	.	.	.	.	.	.
1.12	MECHANICAL CONIFEROUS PULP	.	.	.	.	.	.	.	.	.	.
1.2	THERMO-MECHANICAL PULP	.	.	.	.	.	.	.	.	.	.
1.21	THERMO-MECHANICAL NON-CONIFEROUS PULP	.	.	.	.	.	.	.	.	.	.
1.22	THERMO-MECHANICAL CONIFEROUS PULP	.	.	.	.	.	.	.	.	.	.
1.3	SEMI-CHEMICAL PULP	.	.	.	.	.	.	.	.	.	.
1.31	SEMI-CHEMICAL NON-CONIFEROUS PULP	.	.	.	.	.	.	.	.	.	.
1.32	SEMI-CHEMICAL CONIFEROUS PULP	.	.	.	.	.	.	.	.	.	.
1.4	CHEMICAL PULP TOTAL	128	62	129	62	129	62	137	63	137	137
1.41	UNBLEACHED SULPHITE PULP	.	.	.	.	.	.	.	.	.	.
1.411	UNBLEACHED NON-CONIFEROUS SULPHITE PULP	.	.	.	.	.	.	.	.	.	.
1.412	UNBLEACHED CONIFEROUS SULPHITE PULP	.	.	.	.	.	.	.	.	.	.
1.42	BLEACHED SULPHITE PULP	.	.	.	.	.	.	.	.	.	.
1.421	BLEACHED NON-CONIFEROUS SULPHITE PULP	.	.	.	.	.	.	.	.	.	.
1.422	BLEACHED CONIFEROUS SULPHITE PULP	.	.	.	.	.	.	.	.	.	.
1.43	UNBLEACHED SULPHATE PULP	.	.	.	.	.	.	.	.	.	.
1.431	UNBLEACHED NON-CONIFEROUS SULPHATE PULP	.	.	.	.	.	.	.	.	.	.
1.432	UNBLEACHED CONIFEROUS SULPHATE PULP	.	.	.	.	.	.	.	.	.	.
1.44	BLEACHED SULPHATE+SODA PULP	.	.	.	.	.	.	.	.	.	.
1.441	BLEACHED NON-CONIFEROUS SULPHATE+SODA PULP	.	.	.	.	.	.	.	.	.	.
1.442	BLEACHED CONIFEROUS SULPHATE+SODA PULP	.	.	.	.	.	.	.	.	.	.
2	PULP OF OTHER FIBRE FOR PAPER AND BOARD	0	0	0	0	0	0	0	0	0	0
2.1	PULP OF STRAW	0	0	0	0	0	0	0	0	0	0
2.2	PULP OF BAGASSE	0	0	0	0	0	0	0	0	0	0
2.3	PULP OF BAMBOO	0	0	0	0	0	0	0	0	0	0
2.4	PULP OF OTHER FIBRE	0	0	0	0	0	0	0	0	0	0
3	DISSOLVING PULP,WOOD+OTHER RAW MATERIALS	0	0	0	0	0	0	0	0	0	0
3.1	NON-CONIFEROUS DISSOLVING PULP	0	0	0	0	0	0	0	0	0	0
3.2	CONIFEROUS DISSOLVING PULP	0	0	0	0	0	0	0	0	0	0

		1988	1989	1990	1991	1992	1993
		TOTAL CAPACITY IN 1000 METRIC TONS PER YEAR					
4	PAPER AND PAPERBOARD	1290	1330	1350	1360	1360	1360
4.1	NEWSPRINT	270	.	.	.	.	.
4.2	OTHER PRINTING AND WRITING PAPER	330	.	.	.	.	.
4.21	COATED PRINTING AND WRITING PAPER	155	.	.	.	.	.
4.211	COATED WOOD CONTAINING PRINT&WRITING PAPER	90	.	.	.	.	.
4.212	COATED WOODFREE PRINTING & WRITING PAPER	65	.	.	.	.	.
4.22	UNCOATED PRINTING AND WRITING PAPER	175	.	.	.	.	.
4.221	UNCOATED WOOD CONTAINING PRINT&WRIT PAPER	50	.	.	.	.	.
4.222	UNCOATED WOODFREE PRINTING & WRIT PAPER	125	.	.	.	.	.
4.3	OTHER PAPER AND PAPERBOARD	690	.	.	.	.	.
4.31	HOUSEHOLD AND SANITARY PAPER	95	.	.	.	.	.
4.32	WRAPPING AND PACKAGING PAPER AND BOARD	300	.	.	.	.	.
4.321	LINERBOARD	290	.	.	.	.	.
4.3211	KRAFT LINER	.	.	.	.	.	.
4.32111	UNBLEACHED KRAFT LINER	.	.	.	.	.	.
4.32112	BLEACHED KRAFT LINER	.	.	.	.	.	.
4.3212	OTHER LINERBOARD	.	.	.	.	.	.
4.322	FLUTING MEDIUM	0	.	.	.	.	.
4.3221	SEMI-CHEMICAL FLUTING MEDIUM	0	.	.	.	.	.
4.3222	OTHER FLUTING MEDIUM	0	.	.	.	.	.
4.323	KRAFT WRAPPING AND PACKAGING	0	.	.	.	.	.
4.3231	SACK KRAFT	0	.	.	.	.	.
4.3232	OTHER KRAFT WRAPPING AND PACKAGING	0	.	.	.	.	.
4.324	FOLDING BOXBOARD	10	.	.	.	.	.
4.3241	PULP BASED FOLDING BOXBOARD	.	.	.	.	.	.
4.32411	BLEACHED CHEMICAL PULP FOLDING BOXBOARD	.	.	.	.	.	.
4.32412	OTHER PULP BASED FOLDING BOXBOARD	.	.	.	.	.	.
4.3242	WASTE PAPER BASED FOLDING BOXBOARD	.	.	.	.	.	.
4.325	OTHER WRAPPING AND PACKAGING N.E.S.	0	.	.	.	.	.
4.3251	OTHER WRAPPING PAPER	0	.	.	.	.	.
4.3252	OTHER PACKAGING PAPERBOARD	0	.	.	.	.	.
4.33	OTHER PAPER AND PAPERBOARD N.E.S. TOTAL	85	.	.	.	.	.
4.331	OTHER PAPER N.E.S.	75	.	.	.	.	.
4.332	OTHER PAPERBOARD N.E.S.	10	.	.	.	.	.

UNITED KINGDOM

	PROCESS	1988 TOTAL CAPA-CITY	1988 OF WHICH MARKET PULP	1989 TOTAL CAPA-CITY	1989 OF WHICH MARKET PULP	1990 TOTAL CAPA-CITY	1990 OF WHICH MARKET PULP	1991 TOTAL CAPA-CITY	1991 OF WHICH MARKET PULP	1992 TOTAL CAPA-CITY	1993 TOTAL CAPA-CITY
		1000 METRIC TONS (AIR DRY) PER YEAR									
1	WOOD PULP FOR PAPER AND PAPERBOARD	445	0	490	0	648	0	708	0	723	723
1.1	MECHANICAL PULP	.	.	.	0	.	0	.	0	.	.
1.11	MECHANICAL NON-CONIFEROUS PULP	0	0	0	0	0	0	0	0	0	0
1.12	MECHANICAL CONIFEROUS PULP	.	.	.	0	.	0	.	0	.	.
1.2	THERMO-MECHANICAL PULP	0	0	0	0	0	0	0	0	0	0
1.21	THERMO-MECHANICAL NON-CONIFEROUS PULP	0	0	0	0	0	0	0	0	0	0
1.22	THERMO-MECHANICAL CONIFEROUS PULP	0	0	0	0	0	0	0	0	0	0
1.3	SEMI-CHEMICAL PULP	.	.	.	0	.	0	.	0	.	.
1.31	SEMI-CHEMICAL NON-CONIFEROUS PULP	.	.	.	0	.	0	.	0	.	.
1.32	SEMI-CHEMICAL CONIFEROUS PULP	0	0	0	0	0	0	0	0	0	0
1.4	CHEMICAL PULP TOTAL	0	0	0	0	0	0	0	0	0	0
1.41	UNBLEACHED SULPHITE PULP	0	0	0	0	0	0	0	0	0	0
1.411	UNBLEACHED NON-CONIFEROUS SULPHITE PULP	0	0	0	0	0	0	0	0	0	0
1.412	UNBLEACHED CONIFEROUS SULPHITE PULP	0	0	0	0	0	0	0	0	0	0
1.42	BLEACHED SULPHITE PULP	0	0	0	0	0	0	0	0	0	0
1.421	BLEACHED NON-CONIFEROUS SULPHITE PULP	0	0	0	0	0	0	0	0	0	0
1.422	BLEACHED CONIFEROUS SULPHITE PULP	0	0	0	0	0	0	0	0	0	0
1.43	UNBLEACHED SULPHATE PULP	0	0	0	0	0	0	0	0	0	0
1.431	UNBLEACHED NON-CONIFEROUS SULPHATE PULP	0	0	0	0	0	0	0	0	0	0
1.432	UNBLEACHED CONIFEROUS SULPHATE PULP	0	0	0	0	0	0	0	0	0	0
1.44	BLEACHED SULPHATE+SODA PULP	0	0	0	0	0	0	0	0	0	0
1.441	BLEACHED NON-CONIFEROUS SULPHATE+SODA PULP	0	0	0	0	0	0	0	0	0	0
1.442	BLEACHED CONIFEROUS SULPHATE+SODA PULP	0	0	0	0	0	0	0	0	0	0
2	PULP OF OTHER FIBRE FOR PAPER AND BOARD	21	0	23	0	23	0	23	0	23	23
2.1	PULP OF STRAW	0	0	0	0	0	0	0	0	0	0
2.2	PULP OF BAGASSE	0	0	0	0	0	0	0	0	0	0
2.3	PULP OF BAMBOO	0	0	0	0	0	0	0	0	0	0
2.4	PULP OF OTHER FIBRE	21	0	23	0	23	0	23	0	23	23
3	DISSOLVING PULP,WOOD+OTHER RAW MATERIALS	.	.	.	.	.	.	.	.	.	.
3.1	NON-CONIFEROUS DISSOLVING PULP	.	.	.	.	.	.	.	.	.	.
3.2	CONIFEROUS DISSOLVING PULP	.	.	.	.	.	.	.	.	.	.

		1988	1989	1990	1991	1992	1993
		TOTAL CAPACITY IN 1000 METRIC TONS PER YEAR					
4	PAPER AND PAPERBOARD	4676	5135	5625	5834	6109	6109
4.1	NEWSPRINT	558	638	803	871	1012	1012
4.2	OTHER PRINTING AND WRITING PAPER	1373	1545	1675	1756	1827	1827
4.21	COATED PRINTING AND WRITING PAPER	515	618	736	787	830	830
4.211	COATED WOOD CONTAINING PRINT&WRITING PAPER	1	70	158	181	201	201
4.212	COATED WOODFREE PRINTING & WRITING PAPER	514	548	578	606	629	629
4.22	UNCOATED PRINTING AND WRITING PAPER	858	927	939	969	997	997
4.221	UNCOATED WOOD CONTAINING PRINT&WRIT PAPER	22	40	25	26	26	26
4.222	UNCOATED WOODFREE PRINTING & WRIT PAPER	836	887	914	943	971	971
4.3	OTHER PAPER AND PAPERBOARD	2745	2952	3147	3207	3270	3270
4.31	HOUSEHOLD AND SANITARY PAPER	468	486	523	533	542	542
4.32	WRAPPING AND PACKAGING PAPER AND BOARD	1899	2064	2205	2244	2289	2289
4.321	LINERBOARD	375	431	504	513	518	518
4.3211	KRAFT LINER	.	.	.	.	.	.
4.32111	UNBLEACHED KRAFT LINER	.	.	.	.	.	.
4.32112	BLEACHED KRAFT LINER	.	.	.	.	.	.
4.3212	OTHER LINERBOARD	375	431	504	513	518	518
4.322	FLUTING MEDIUM	625	679	713	726	741	741
4.3221	SEMI-CHEMICAL FLUTING MEDIUM	168	196	223	225	227	227
4.3222	OTHER FLUTING MEDIUM	457	483	490	501	514	514
4.323	KRAFT WRAPPING AND PACKAGING	66	65	64	64	64	64
4.3231	SACK KRAFT	1	1	1	1	1	1
4.3232	OTHER KRAFT WRAPPING AND PACKAGING	65	64	63	63	63	63
4.324	FOLDING BOXBOARD	273	284	295	296	298	298
4.3241	PULP BASED FOLDING BOXBOARD	213	224	235	236	238	238
4.32411	BLEACHED CHEMICAL PULP FOLDING BOXBOARD	.	.	.	.	.	.
4.32412	OTHER PULP BASED FOLDING BOXBOARD	213	224	235	236	238	238
4.3242	WASTE PAPER BASED FOLDING BOXBOARD	60	60	60	60	60	60
4.325	OTHER WRAPPING AND PACKAGING N.E.S.	560	605	629	645	668	668
4.3251	OTHER WRAPPING PAPER	238	259	276	284	302	302
4.3252	OTHER PACKAGING PAPERBOARD	322	346	353	361	366	366
4.33	OTHER PAPER AND PAPERBOARD N.E.S. TOTAL	378	402	419	430	439	439
4.331	OTHER PAPER N.E.S.	218	226	232	234	235	235
4.332	OTHER PAPERBOARD N.E.S.	160	176	187	196	204	204

YUGOSLAVIA

	PROCESS	1988 TOTAL CAPA-CITY	1988 OF WHICH MARKET PULP	1989 TOTAL CAPA-CITY	1989 OF WHICH MARKET PULP	1990 TOTAL CAPA-CITY	1990 OF WHICH MARKET PULP	1991 TOTAL CAPA-CITY	1991 OF WHICH MARKET PULP	1992 TOTAL CAPA-CITY	1993 TOTAL CAPA-CITY
		1000 METRIC TONS (AIR DRY) PER YEAR									
1	WOOD PULP FOR PAPER AND PAPERBOARD	706	.	706	.	706	.	706	.	706	706
1.1	MECHANICAL PULP	144	.	144	.	144	.	144	.	144	144
1.11	MECHANICAL NON-CONIFEROUS PULP	.	.	.	.	.	.	.	.	.	.
1.12	MECHANICAL CONIFEROUS PULP	.	.	.	.	.	.	.	.	.	.
1.2	THERMO-MECHANICAL PULP	0	0	0	0	0	0	0	0	0	0
1.21	THERMO-MECHANICAL NON-CONIFEROUS PULP	0	0	0	0	0	0	0	0	0	0
1.22	THERMO-MECHANICAL CONIFEROUS PULP	0	0	0	0	0	0	0	0	0	0
1.3	SEMI-CHEMICAL PULP	68	.	68	.	68	.	68	.	68	68
1.31	SEMI-CHEMICAL NON-CONIFEROUS PULP	.	.	.	.	.	.	.	.	.	.
1.32	SEMI-CHEMICAL CONIFEROUS PULP	.	.	.	.	.	.	.	.	.	.
1.4	CHEMICAL PULP TOTAL	494	.	494	.	494	.	494	.	494	494
1.41	UNBLEACHED SULPHITE PULP	57	.	57	.	57	.	57	.	57	57
1.411	UNBLEACHED NON-CONIFEROUS SULPHITE PULP	.	.	.	.	.	.	.	.	.	.
1.412	UNBLEACHED CONIFEROUS SULPHITE PULP	.	.	.	.	.	.	.	.	.	.
1.42	BLEACHED SULPHITE PULP	74	.	74	.	74	.	74	.	74	74
1.421	BLEACHED NON-CONIFEROUS SULPHITE PULP	.	.	.	.	.	.	.	.	.	.
1.422	BLEACHED CONIFEROUS SULPHITE PULP	.	.	.	.	.	.	.	.	.	.
1.43	UNBLEACHED SULPHATE PULP	156	.	156	.	156	.	156	.	156	156
1.431	UNBLEACHED NON-CONIFEROUS SULPHATE PULP	.	.	.	.	.	.	.	.	.	.
1.432	UNBLEACHED CONIFEROUS SULPHATE PULP	.	.	.	.	.	.	.	.	.	.
1.44	BLEACHED SULPHATE+SODA PULP	207	.	207	.	207	.	207	.	207	207
1.441	BLEACHED NON-CONIFEROUS SULPHATE+SODA PULP	.	.	.	.	.	.	.	.	.	.
1.442	BLEACHED CONIFEROUS SULPHATE+SODA PULP	.	.	.	.	.	.	.	.	.	.
2	PULP OF OTHER FIBRE FOR PAPER AND BOARD	28	0	28	0	28	0	28	0	28	28
2.1	PULP OF STRAW	28	0	28	0	28	0	28	0	28	28
2.2	PULP OF BAGASSE	0	0	0	0	0	0	0	0	0	0
2.3	PULP OF BAMBOO	0	0	0	0	0	0	0	0	0	0
2.4	PULP OF OTHER FIBRE	0	0	0	0	0	0	0	0	0	0
3	DISSOLVING PULP,WOOD+OTHER RAW MATERIALS	105	.	105	.	105	.	105	.	105	105
3.1	NON-CONIFEROUS DISSOLVING PULP	.	.	.	.	.	.	.	.	.	.
3.2	CONIFEROUS DISSOLVING PULP	.	.	.	.	.	.	.	.	.	.

		1988	1989	1990	1991	1992	1993
		TOTAL CAPACITY IN 1000 METRIC TONS PER YEAR					
4	PAPER AND PAPERBOARD	1320	1320	1320	1320	1320	1320
4.1	NEWSPRINT	140	140	140	140	140	140
4.2	OTHER PRINTING AND WRITING PAPER	327	327	327	327	327	327
4.21	COATED PRINTING AND WRITING PAPER	.	.	.	.	.	.
4.211	COATED WOOD CONTAINING PRINT&WRITING PAPER	.	.	.	.	.	.
4.212	COATED WOODFREE PRINTING & WRITING PAPER	.	.	.	.	.	.
4.22	UNCOATED PRINTING AND WRITING PAPER	.	.	.	.	.	.
4.221	UNCOATED WOOD CONTAINING PRINT&WRIT PAPER	.	.	.	.	.	.
4.222	UNCOATED WOODFREE PRINTING & WRIT PAPER	.	.	.	.	.	.
4.3	OTHER PAPER AND PAPERBOARD	853	853	853	853	853	853
4.31	HOUSEHOLD AND SANITARY PAPER	71	71	71	71	71	71
4.32	WRAPPING AND PACKAGING PAPER AND BOARD	631	631	631	631	631	631
4.321	LINERBOARD	.	.	.	.	.	.
4.3211	KRAFT LINER	.	.	.	.	.	.
4.32111	UNBLEACHED KRAFT LINER	.	.	.	.	.	.
4.32112	BLEACHED KRAFT LINER	.	.	.	.	.	.
4.3212	OTHER LINERBOARD	.	.	.	.	.	.
4.322	FLUTING MEDIUM	.	.	.	.	.	.
4.3221	SEMI-CHEMICAL FLUTING MEDIUM	.	.	.	.	.	.
4.3222	OTHER FLUTING MEDIUM	.	.	.	.	.	.
4.323	KRAFT WRAPPING AND PACKAGING	.	.	.	.	.	.
4.3231	SACK KRAFT	.	.	.	.	.	.
4.3232	OTHER KRAFT WRAPPING AND PACKAGING	.	.	.	.	.	.
4.324	FOLDING BOXBOARD	.	.	.	.	.	.
4.3241	PULP BASED FOLDING BOXBOARD	.	.	.	.	.	.
4.32411	BLEACHED CHEMICAL PULP FOLDING BOXBOARD	.	.	.	.	.	.
4.32412	OTHER PULP BASED FOLDING BOXBOARD	.	.	.	.	.	.
4.3242	WASTE PAPER BASED FOLDING BOXBOARD	.	.	.	.	.	.
4.325	OTHER WRAPPING AND PACKAGING N.E.S.	.	.	.	.	.	.
4.3251	OTHER WRAPPING PAPER	.	.	.	.	.	.
4.3252	OTHER PACKAGING PAPERBOARD	.	.	.	.	.	.
4.33	OTHER PAPER AND PAPERBOARD N.E.S. TOTAL	151	151	151	151	151	151
4.331	OTHER PAPER N.E.S.	.	.	.	.	.	.
4.332	OTHER PAPERBOARD N.E.S.	.	.	.	.	.	.

*)

AUSTRALIA

	PROCESS	1988 TOTAL CAPA-CITY	1988 OF WHICH MARKET PULP	1989 TOTAL CAPA-CITY	1989 OF WHICH MARKET PULP	1990 TOTAL CAPA-CITY	1990 OF WHICH MARKET PULP	1991 TOTAL CAPA-CITY	1991 OF WHICH MARKET PULP	1992 TOTAL CAPA-CITY	1993 TOTAL CAPA-CITY
		1000 METRIC TONS (AIR DRY) PER YEAR									
1	WOOD PULP FOR PAPER AND PAPERBOARD	1240	125	1258	125	1317	125	1323	125	1330	1333
1.1	MECHANICAL PULP	203	0	203	0	203	0	207	0	213	213
1.11	MECHANICAL NON-CONIFEROUS PULP	145	0	145	0	145	0	145	0	145	145
1.12	MECHANICAL CONIFEROUS PULP	58	0	58	0	58	0	62	0	68	68
1.2	THERMO-MECHANICAL PULP	390	0	390	0	397	0	397	0	397	397
1.21	THERMO-MECHANICAL NON-CONIFEROUS PULP	0	0	0	0	0	0	0	0	0	0
1.22	THERMO-MECHANICAL CONIFEROUS PULP	390	0	390	0	397	0	397	0	397	397
1.3	SEMI-CHEMICAL PULP	287	85	287	85	294	85	295	85	295	296
1.31	SEMI-CHEMICAL NON-CONIFEROUS PULP	287	85	287	85	294	85	295	85	295	296
1.32	SEMI-CHEMICAL CONIFEROUS PULP	0	0	0	0	0	0	0	0	0	0
1.4	CHEMICAL PULP TOTAL	360	40	378	40	423	40	424	40	425	427
1.41	UNBLEACHED SULPHITE PULP	0	0	10	0	10	0	10	0	5	5
1.411	UNBLEACHED NON-CONIFEROUS SULPHITE PULP	0	0	0	0	0	0	0	0	0	0
1.412	UNBLEACHED CONIFEROUS SULPHITE PULP	0	0	10	0	10	0	10	0	5	5
1.42	BLEACHED SULPHITE PULP	40	0	44	15	50	0	50	0	55	55
1.421	BLEACHED NON-CONIFEROUS SULPHITE PULP	0	0	0	.	0	0	0	0	0	0
1.422	BLEACHED CONIFEROUS SULPHITE PULP	40	0	44	.	50	0	50	0	55	55
1.43	UNBLEACHED SULPHATE PULP	160	20	160	15	160	10	160	10	160	160
1.431	UNBLEACHED NON-CONIFEROUS SULPHATE PULP	0	0	0	0	0	0	0	0	0	0
1.432	UNBLEACHED CONIFEROUS SULPHATE PULP	160	20	160	15	160	10	160	10	160	160
1.44	BLEACHED SULPHATE+SODA PULP	160	20	164	10	203	30	204	30	205	207
1.441	BLEACHED NON-CONIFEROUS SULPHATE+SODA PULP	.	.	.	.	.	.	.	.	.	.
1.442	BLEACHED CONIFEROUS SULPHATE+SODA PULP	.	.	.	.	.	.	.	.	.	.
2	PULP OF OTHER FIBRE FOR PAPER AND BOARD	12	0	12	0	12	0	12	0	14	14
2.1	PULP OF STRAW	.	.	.	0	.	0	.	0	.	.
2.2	PULP OF BAGASSE	.	.	.	0	.	0	.	0	.	.
2.3	PULP OF BAMBOO	.	.	.	0	.	0	.	0	.	.
2.4	PULP OF OTHER FIBRE	.	.	.	0	.	0	.	0	.	.
3	DISSOLVING PULP,WOOD+OTHER RAW MATERIALS	0	0	0	0	0	0	0	0	0	0
3.1	NON-CONIFEROUS DISSOLVING PULP	0	0	0	0	0	0	0	0	0	0
3.2	CONIFEROUS DISSOLVING PULP	0	0	0	0	0	0	0	0	0	0

		1988	1989	1990	1991	1992	1993
		TOTAL CAPACITY IN 1000 METRIC TONS PER YEAR					
4	PAPER AND PAPERBOARD	1935	1966	1973	2012	2022	2031
4.1	NEWSPRINT	440	445	423	430	430	430
4.2	OTHER PRINTING AND WRITING PAPER	354	354	356	364	369	373
4.21	COATED PRINTING AND WRITING PAPER	39	43	45	46	46	47
4.211	COATED WOOD CONTAINING PRINT&WRITING PAPER	16	13	15	16	16	17
4.212	COATED WOODFREE PRINTING & WRITING PAPER	23	30	30	30	30	30
4.22	UNCOATED PRINTING AND WRITING PAPER	315	311	311	318	323	326
4.221	UNCOATED WOOD CONTAINING PRINT&WRIT PAPER	49	51	50	52	54	54
4.222	UNCOATED WOODFREE PRINTING & WRIT PAPER	266	260	261	266	269	272
4.3	OTHER PAPER AND PAPERBOARD	1141	1167	1194	1218	1223	1228
4.31	HOUSEHOLD AND SANITARY PAPER	121	147	174	198	203	208
4.32	WRAPPING AND PACKAGING PAPER AND BOARD	985	985	985	985	985	985
4.321	LINERBOARD	300	300	300	300	300	300
4.3211	KRAFT LINER	130	130	130	130	130	130
4.32111	UNBLEACHED KRAFT LINER	130	130	130	130	130	130
4.32112	BLEACHED KRAFT LINER	0	0	0	0	0	0
4.3212	OTHER LINERBOARD	170	170	170	170	170	170
4.322	FLUTING MEDIUM	225	225	225	225	225	225
4.3221	SEMI-CHEMICAL FLUTING MEDIUM	70	70	70	70	70	70
4.3222	OTHER FLUTING MEDIUM	155	155	155	155	155	155
4.323	KRAFT WRAPPING AND PACKAGING	60	60	60	60	60	60
4.3231	SACK KRAFT	60	60	60	60	60	60
4.3232	OTHER KRAFT WRAPPING AND PACKAGING	0	0	0	0	0	0
4.324	FOLDING BOXBOARD	350	350	350	350	350	350
4.3241	PULP BASED FOLDING BOXBOARD	20	20	10	0	0	0
4.32411	BLEACHED CHEMICAL PULP FOLDING BOXBOARD	20	20	10	0	0	0
4.32412	OTHER PULP BASED FOLDING BOXBOARD	0	0	0	0	0	0
4.3242	WASTE PAPER BASED FOLDING BOXBOARD	330	330	340	350	350	350
4.325	OTHER WRAPPING AND PACKAGING N.E.S.	50	50	50	50	50	50
4.3251	OTHER WRAPPING PAPER	0	0	0	0	0	0
4.3252	OTHER PACKAGING PAPERBOARD	50	50	50	50	50	50
4.33	OTHER PAPER AND PAPERBOARD N.E.S. TOTAL	35	35	35	35	35	35
4.331	OTHER PAPER N.E.S.	0	0	0	0	0	0
4.332	OTHER PAPERBOARD N.E.S.	35	35	35	35	35	35

NEW ZELAND

	PROCESS	1988 TOTAL CAPA-CITY	1988 OF WHICH MARKET PULP	1989 TOTAL CAPA-CITY	1989 OF WHICH MARKET PULP	1990 TOTAL CAPA-CITY	1990 OF WHICH MARKET PULP	1991 TOTAL CAPA-CITY	1991 OF WHICH MARKET PULP	1992 TOTAL CAPA-CITY	1993 TOTAL CAPA-CITY
		1000 METRIC TONS (AIR DRY) PER YEAR									
1	WOOD PULP FOR PAPER AND PAPERBOARD	1462	615	1462	615	1492	645	1567	655	1567	1567
1.1	MECHANICAL PULP	387	0	387	0	387	0	387	0	387	387
1.11	MECHANICAL NON-CONIFEROUS PULP	0	0	0	0	0	0	0	0	0	0
1.12	MECHANICAL CONIFEROUS PULP	387	0	387	0	387	0	387	0	387	387
1.2	THERMO-MECHANICAL PULP	396	360	396	360	396	360	471	410	471	471
1.21	THERMO-MECHANICAL NON-CONIFEROUS PULP	0	0	0	0	0	0	0	0	0	0
1.22	THERMO-MECHANICAL CONIFEROUS PULP	396	360	396	360	396	360	471	410	471	471
1.3	SEMI-CHEMICAL PULP	27	0	27	0	27	0	27	0	27	27
1.31	SEMI-CHEMICAL NON-CONIFEROUS PULP	0	0	0	0	0	0	0	0	0	0
1.32	SEMI-CHEMICAL CONIFEROUS PULP	27	0	27	0	27	0	27	0	27	27
1.4	CHEMICAL PULP TOTAL	652	255	652	255	682	285	682	245	682	682
1.41	UNBLEACHED SULPHITE PULP	0	0	0	0	0	0	0	0	0	0
1.411	UNBLEACHED NON-CONIFEROUS SULPHITE PULP	0	0	0	0	0	0	0	0	0	0
1.412	UNBLEACHED CONIFEROUS SULPHITE PULP	0	0	0	0	0	0	0	0	0	0
1.42	BLEACHED SULPHITE PULP	0	0	0	0	0	0	0	0	0	0
1.421	BLEACHED NON-CONIFEROUS SULPHITE PULP	0	0	0	0	0	0	0	0	0	0
1.422	BLEACHED CONIFEROUS SULPHITE PULP	0	0	0	0	0	0	0	0	0	0
1.43	UNBLEACHED SULPHATE PULP	373	150	373	150	343	120	343	120	343	343
1.431	UNBLEACHED NON-CONIFEROUS SULPHATE PULP	0	0	0	0	0	0	0	0	0	0
1.432	UNBLEACHED CONIFEROUS SULPHATE PULP	373	150	373	150	343	120	343	120	343	343
1.44	BLEACHED SULPHATE+SODA PULP	279	105	279	105	339	165	339	125	339	339
1.441	BLEACHED NON-CONIFEROUS SULPHATE+SODA PULP	0	0	0	0	0	0	0	0	0	0
1.442	BLEACHED CONIFEROUS SULPHATE+SODA PULP	279	105	279	105	339	165	339	125	339	339
2	PULP OF OTHER FIBRE FOR PAPER AND BOARD	0	0	0	0	0	0	0	0	0	0
2.1	PULP OF STRAW	0	0	0	0	0	0	0	0	0	0
2.2	PULP OF BAGASSE	0	0	0	0	0	0	0	0	0	0
2.3	PULP OF BAMBOO	0	0	0	0	0	0	0	0	0	0
2.4	PULP OF OTHER FIBRE	0	0	0	0	0	0	0	0	0	0
3	DISSOLVING PULP, WOOD+OTHER RAW MATERIALS	0	0	0	0	0	0	0	0	0	0
3.1	NON-CONIFEROUS DISSOLVING PULP	0	0	0	0	0	0	0	0	0	0
3.2	CONIFEROUS DISSOLVING PULP	0	0	0	0	0	0	0	0	0	0

		1988	1989	1990	1991	1992	1993
		TOTAL CAPACITY IN 1000 METRIC TONS PER YEAR					
4	PAPER AND PAPERBOARD	823	823	854	879	899	899
4.1	NEWSPRINT	335	335	335	360	380	380
4.2	OTHER PRINTING AND WRITING PAPER	48	48	48	48	48	48
4.21	COATED PRINTING AND WRITING PAPER	1	1	1	1	1	1
4.211	COATED WOOD CONTAINING PRINT&WRITING PAPER	0	0	0	0	0	0
4.212	COATED WOODFREE PRINTING & WRITING PAPER	1	1	1	1	1	1
4.22	UNCOATED PRINTING AND WRITING PAPER	47	47	47	47	47	47
4.221	UNCOATED WOOD CONTAINING PRINT&WRIT PAPER	0	0	0	0	0	0
4.222	UNCOATED WOODFREE PRINTING & WRIT PAPER	47	47	47	47	47	47
4.3	OTHER PAPER AND PAPERBOARD	440	440	471	471	471	471
4.31	HOUSEHOLD AND SANITARY PAPER	61	61	61	61	61	61
4.32	WRAPPING AND PACKAGING PAPER AND BOARD	329	329	360	360	360	360
4.321	LINERBOARD	117	117	117	117	117	117
4.3211	KRAFT LINER	117	117	117	117	117	117
4.32111	UNBLEACHED KRAFT LINER	108	108	108	108	108	108
4.32112	BLEACHED KRAFT LINER	9	9	9	9	9	9
4.3212	OTHER LINERBOARD	0	0	0	0	0	0
4.322	FLUTING MEDIUM	44	44	75	75	75	75
4.3221	SEMI-CHEMICAL FLUTING MEDIUM	9	9	9	9	9	9
4.3222	OTHER FLUTING MEDIUM	35	35	66	66	66	66
4.323	KRAFT WRAPPING AND PACKAGING	66	66	66	66	66	66
4.3231	SACK KRAFT	66	66	66	66	66	66
4.3232	OTHER KRAFT WRAPPING AND PACKAGING	0	0	0	0	0	0
4.324	FOLDING BOXBOARD	84	84	84	84	84	84
4.3241	PULP BASED FOLDING BOXBOARD	0	0	0	0	0	0
4.32411	BLEACHED CHEMICAL PULP FOLDING BOXBOARD	0	0	0	0	0	0
4.32412	OTHER PULP BASED FOLDING BOXBOARD	0	0	0	0	0	0
4.3242	WASTE PAPER BASED FOLDING BOXBOARD	84	84	84	84	84	84
4.325	OTHER WRAPPING AND PACKAGING N.E.S.	18	18	18	18	18	18
4.3251	OTHER WRAPPING PAPER	10	10	10	10	10	10
4.3252	OTHER PACKAGING PAPERBOARD	8	8	8	8	8	8
4.33	OTHER PAPER AND PAPERBOARD N.E.S. TOTAL	50	50	50	50	50	50
4.331	OTHER PAPER N.E.S.	50	50	50	50	50	50
4.332	OTHER PAPERBOARD N.E.S.	0	0	0	0	0	0

USSR

	PROCESS	1988 TOTAL CAPACITY	1988 OF WHICH MARKET PULP	1989 TOTAL CAPACITY	1989 OF WHICH MARKET PULP	1990 TOTAL CAPACITY	1990 OF WHICH MARKET PULP	1991 TOTAL CAPACITY	1991 OF WHICH MARKET PULP	1992 TOTAL CAPACITY	1993 TOTAL CAPACITY
		1000 METRIC TONS (AIR DRY) PER YEAR									
1	WOOD PULP FOR PAPER AND PAPERBOARD	11235	2700	11385	2760	11635	2760	11635	2760	11635	11635
1.1	MECHANICAL PULP	2480	100	2480	100	2500	100	2500	100	2500	2500
1.11	MECHANICAL NON-CONIFEROUS PULP	.	.	.	.	.	.	.	.	.	.
1.12	MECHANICAL CONIFEROUS PULP	.	.	.	.	.	.	.	.	.	.
1.2	THERMO-MECHANICAL PULP	320	0	370	0	500	0	500	0	500	500
1.21	THERMO-MECHANICAL NON-CONIFEROUS PULP	.	0	.	0	.	0	.	0	.	.
1.22	THERMO-MECHANICAL CONIFEROUS PULP	.	0	.	0	.	0	.	0	.	.
1.3	SEMI-CHEMICAL PULP	635	0	635	0	635	0	635	0	635	635
1.31	SEMI-CHEMICAL NON-CONIFEROUS PULP	.	0	.	0	.	0	.	0	.	.
1.32	SEMI-CHEMICAL CONIFEROUS PULP	.	0	.	0	.	0	.	0	.	.
1.4	CHEMICAL PULP TOTAL	7800	2600	7900	2660	8000	2660	8000	2660	8000	8000
1.41	UNBLEACHED SULPHITE PULP	1300	330	1300	330	1300	330	1300	330	1300	1300
1.411	UNBLEACHED NON-CONIFEROUS SULPHITE PULP	.	.	.	.	.	.	.	.	.	.
1.412	UNBLEACHED CONIFEROUS SULPHITE PULP	.	.	.	.	.	.	.	.	.	.
1.42	BLEACHED SULPHITE PULP	930	200	930	200	930	200	930	200	930	930
1.421	BLEACHED NON-CONIFEROUS SULPHITE PULP	.	.	.	.	.	.	.	.	.	.
1.422	BLEACHED CONIFEROUS SULPHITE PULP	.	.	.	.	.	.	.	.	.	.
1.43	UNBLEACHED SULPHATE PULP	2800	500	2800	500	2800	500	2800	500	2800	2800
1.431	UNBLEACHED NON-CONIFEROUS SULPHATE PULP	.	.	.	.	.	.	.	.	.	.
1.432	UNBLEACHED CONIFEROUS SULPHATE PULP	.	.	.	.	.	.	.	.	.	.
1.44	BLEACHED SULPHATE+SODA PULP	1700	1420	1800	1500	1900	1500	1900	1500	1900	1900
1.441	BLEACHED NON-CONIFEROUS SULPHATE+SODA PULP	.	.	.	.	.	.	.	.	.	.
1.442	BLEACHED CONIFEROUS SULPHATE+SODA PULP	.	.	.	.	.	.	.	.	.	.
2	PULP OF OTHER FIBRE FOR PAPER AND BOARD	380	0	380	0	390	0	390	0	390	390
2.1	PULP OF STRAW	.	0	.	0	.	0	.	0	.	.
2.2	PULP OF BAGASSE	.	0	.	0	.	0	.	0	.	.
2.3	PULP OF BAMBOO	.	0	.	0	.	0	.	0	.	.
2.4	PULP OF OTHER FIBRE	.	0	.	0	.	0	.	0	.	.
3	DISSOLVING PULP, WOOD+OTHER RAW MATERIALS	760	760	760	760	780	780	780	780	780	780
3.1	NON-CONIFEROUS DISSOLVING PULP	.	.	.	.	.	.	.	.	.	.
3.2	CONIFEROUS DISSOLVING PULP	.	.	.	.	.	.	.	.	.	.

		1988	1989	1990	1991	1992	1993
		TOTAL CAPACITY IN 1000 METRIC TONS PER YEAR					
4	PAPER AND PAPERBOARD	11600	11850	12800	12800	12800	12800
4.1	NEWSPRINT	1900	1950	1950	1950	1950	1950
4.2	OTHER PRINTING AND WRITING PAPER	1400	1400	1500	1500	1500	1500
4.21	COATED PRINTING AND WRITING PAPER	.	.	.	.	.	.
4.211	COATED WOOD CONTAINING PRINT&WRITING PAPER	.	.	.	.	.	.
4.212	COATED WOODFREE PRINTING & WRITING PAPER	.	.	.	.	.	.
4.22	UNCOATED PRINTING AND WRITING PAPER	.	.	.	.	.	.
4.221	UNCOATED WOOD CONTAINING PRINT&WRIT PAPER	.	.	.	.	.	.
4.222	UNCOATED WOODFREE PRINTING & WRIT PAPER	.	.	.	.	.	.
4.3	OTHER PAPER AND PAPERBOARD	8300	8500	9350	9350	9350	9350
4.31	HOUSEHOLD AND SANITARY PAPER	200	250	370	370	370	370
4.32	WRAPPING AND PACKAGING PAPER AND BOARD	6100	6250	6980	6980	6980	6980
4.321	LINERBOARD	1820	1820	1820	1820	1820	1820
4.3211	KRAFT LINER	.	.	.	.	.	.
4.32111	UNBLEACHED KRAFT LINER	.	.	.	.	.	.
4.32112	BLEACHED KRAFT LINER	.	.	.	.	.	.
4.3212	OTHER LINERBOARD	.	.	.	.	.	.
4.322	FLUTING MEDIUM	2190	2340	2990	2990	2990	2990
4.3221	SEMI-CHEMICAL FLUTING MEDIUM	.	.	.	.	.	.
4.3222	OTHER FLUTING MEDIUM	.	.	.	.	.	.
4.323	KRAFT WRAPPING AND PACKAGING	720	720	720	720	720	720
4.3231	SACK KRAFT	720	720	720	720	720	720
4.3232	OTHER KRAFT WRAPPING AND PACKAGING	0	0	0	0	0	0
4.324	FOLDING BOXBOARD	1370	1370	1450	1450	1450	1450
4.3241	PULP BASED FOLDING BOXBOARD	.	.	.	.	.	.
4.32411	BLEACHED CHEMICAL PULP FOLDING BOXBOARD	.	.	.	.	.	.
4.32412	OTHER PULP BASED FOLDING BOXBOARD	.	.	.	.	.	.
4.3242	WASTE PAPER BASED FOLDING BOXBOARD	.	.	.	.	.	.
4.325	OTHER WRAPPING AND PACKAGING N.E.S.	.	.	.	.	.	.
4.3251	OTHER WRAPPING PAPER	.	.	.	.	.	.
4.3252	OTHER PACKAGING PAPERBOARD	.	.	.	.	.	.
4.33	OTHER PAPER AND PAPERBOARD N.E.S. TOTAL	2000	2000	2000	2000	2000	2000
4.331	OTHER PAPER N.E.S.	.	.	.	.	.	.
4.332	OTHER PAPERBOARD N.E.S.	.	.	.	.	.	.

*)

WOOD PULP FOR PAPER AND PAPERBOARD (1)

COUNTRY	1988 TOTAL CAPA-CITY	1988 OF WHICH MARKET PULP	1989 TOTAL CAPA-CITY	1989 OF WHICH MARKET PULP	1990 TOTAL CAPA-CITY	1990 OF WHICH MARKET PULP	1991 TOTAL CAPA-CITY	1991 OF WHICH MARKET PULP	1992 TOTAL CAPA-CITY	1993 TOTAL CAPA-CITY
	1000 METRIC TONS (AIR DRY) PER YEAR									
SOUTH AFRICA	1450	390	1450	390	1450	390	1450	390	1450	1450
ANGOLA	40	0	40	0	40	0	40	0	40	40
CAMEROON	.	.	.	.	.	.	.	.	.	.
GABON	175	125	175	125	175	125	175	125	175	175
KENYA	75	0	80	0	80	0	80	0	80	80
MADAGASCAR	9	0	9	0	9	0	9	0	9	9
MOROCCO	100	100	100	100	100	100	100	100	100	100
NIGERIA	213	0	263	0	313	0	313	0	313	313
SWAZILAND	180	180	180	180	180	180	190	190	200	200
TANZANIA	67	0	55	0	70	0	80	0	86	86
ZAMBIA	8	4	8	2	12	4	14	4	14	20
ZIMBABWE	39	0	40	0	41	0	56	0	64	69
CANADA	24744	8135	25757	8539	26944	8739	28142	9208	28713	28713
UNITED STATES	55837	6784	56911	6839	58541	7064	60444	7260	61079	61079
ARGENTINA	658	195	708	195	778	265	868	265	918	918
BRAZIL	4264	1601	4573	1678	4960	1733	5927	2246	6824	7397
CHILE	922	541	940	549	1024	608	1152	718	1755	1881
COLOMBIA	166	.	166	.	176	.	196	.	196	216
COSTA RICA	4	0	4	0	4	0	4	0	4	4
MEXICO	766	0	855	0	871	0	898	0	898	898
PERU	15	0	15	0	15	0	15	0	15	15
URUGUAY	32	0	32	0	32	0	34	0	34	34
VENEZUELA	184	0	184	0	184	0	184	0	284	384
CHINA	1785	0	1785	0	1785	0	1785	0	1785	1785
KOREA DEM PEOPLES REP	56	0	56	0	56	0	56	0	56	56
VIET-NAME	44	0	44	0	44	0	44	0	44	44
JAPAN	12847	817	13548	817	14023	817	14407	817	14407	14407
BANGLADESH	53	0	53	0	53	0	53	0	53	53
INDIA	750	70	750	70	750	70	750	70	750	750
INDONESIA	417	135	417	135	612	235	642	235	592	592
IRAN	225	0	225	0	225	0	225	0	225	225
KOREA, REPUBLIC OF	390	140	390	140	390	140	390	140	590	590
MALAYSIA	77	0	99	0	110	0	110	0	110	110
PHILIPPINES	162	0	162	0	162	0	162	0	162	162
SRI LANKA	2	0	2	0	15	0	15	0	16	16
TURKEY	522	0	522	0	522	0	522	0	522	522
ALBANIA	10	0	10	0	10	0	10	0	10	10
BULGARIA	275	107	299	117	307	122	322	122	322	322
CZECHOSLOVAKIA	1203	536	1190	531	1192	531	1192	531	1192	1192
GERMAN DEMOCRATIC REP	1020	0	1020	0	1020	0	1020	0	1020	1020
HUNGARY	56	0	64	0	64	0	64	0	64	64
POLAND	988	22	982	22	982	22	1000	22	986	1013
ROMANIA	830	37	830	37	830	37	830	37	830	830
BELGIUM - LUXEMBOURG	463	0	480	0	495	0	545	0	545	545
DENMARK	70	70	70	70	70	70	70	70	70	70
FRANCE	2475	965	2545	1005	2670	1060	2740	1100	2770	2810
GERMANY, FEDERAL REP OF	2265	143	2425	143	2445	143	2465	143	2465	2465
IRELAND	22	17	22	17	22	17	22	17	22	22
ITALY	933	.	933	.	933	.	933	.	933	933
NETHERLANDS	196	0	256	0	256	0	256	0	256	256
UNITED KINGDOM	445	0	490	0	648	0	708	0	723	723
FINLAND	9335	1910	9705	1880	9925	1880	10195	1910	10530	11110
NORWAY	2150	615	2390	650	2355	650	2360	650	2325	2325
SWEDEN	10585	3550	10715	3465	11030	3615	11165	3620	11285	11335
AUSTRIA	1545	401	1585	401	1745	401	1805	401	1805	1855
GREECE	90	0	90	0	90	0	90	0	90	90
PORTUGAL	1403	1200	1589	1336	1596	1343	1633	1380	1640	1640
SPAIN	1558	790	1604	797	1661	816	1679	823	1894	1973
SWITZERLAND	336	64	337	64	337	64	348	69	348	348
YUGOSLAVIA	706	.	706	.	706	.	706	.	706	706
AUSTRALIA	1240	125	1258	125	1317	125	1323	125	1330	1333
NEW ZEALAND	1462	615	1462	615	1492	645	1567	655	1567	1567
USSR	11235	2700	11385	2760	11635	2760	11635	2760	11635	11635

MECHANICAL PULP (1.1)

COUNTRY	1988 TOTAL CAPA-CITY	1988 OF WHICH MARKET PULP	1989 TOTAL CAPA-CITY	1989 OF WHICH MARKET PULP	1990 TOTAL CAPA-CITY	1990 OF WHICH MARKET PULP	1991 TOTAL CAPA-CITY	1991 OF WHICH MARKET PULP	1992 TOTAL CAPA-CITY	1993 TOTAL CAPA-CITY
	1000 METRIC TONS (AIR DRY) PER YEAR									
SOUTH AFRICA	220	0	220	0	220	0	220	0	220	220
MADAGASCAR	6	0	6	0	6	0	6	0	6	6
NIGERIA	80	0	80	0	80	0	80	0	80	80
TANZANIA	20	0	13	0	18	0	20	0	22	22
ZIMBABWE	19	0	20	0	21	0	22	0	22	22
CANADA	5838	166	5768	102	5296	52	5223	32	5259	5259
UNITED STATES	3289	13	3372	13	3498	13	3554	13	3577	3577
ARGENTINA	50	5	80	5	80	5	80	5	80	80
BRAZIL	440	69	440	70	452	72	516	75	619	676
CHILE	200	.	200	.	215	.	233	.	233	233
COLOMBIA	.	.	.	.	10	.	30	.	30	40
COSTA RICA	4	0	4	0	4	0	4	0	4	4
MEXICO	145	0	145	0	145	0	145	0	145	145
URUGUAY	2	0	2	0	2	0	2	0	2	2
VENEZUELA	34	0	34	0	34	0	34	0	134	234
CHINA	500	0	500	0	500	0	500	0	500	500
KOREA DEM PEOPLES REP	13	0	13	0	13	0	13	0	13	13
VIET-NAME	5	0	5	0	5	0	5	0	5	5
JAPAN	1569	8	1588	8	1622	8	1622	8	1622	1622
INDIA	80	0	80	0	80	0	80	0	80	80
INDONESIA	10	0	10	0	10	0	10	0	10	10
KOREA, REPUBLIC OF	250	0	250	0	250	0	250	0	250	250
PHILIPPINES	37	0	37	0	37	0	37	0	37	37
SRI LANKA	.	.	.	0	.	0	.	0	.	.
TURKEY	176	0	176	0	176	0	176	0	176	176
BULGARIA	25	7	25	7	25	7	25	7	25	25
CZECHOSLOVAKIA	174	2	174	2	174	2	174	2	174	174
GERMAN DEMOCRATIC REP	445	0	445	0	445	0	445	0	445	445
HUNGARY	11	0	14	0	14	0	14	0	14	14
POLAND	150	0	150	0	150	0	168	0	168	170
ROMANIA	128	0	128	0	128	0	128	0	128	128
BELGIUM - LUXEMBOURG	100	0	100	0	110	0	110	0	110	110
FRANCE	200	0	200	0	200	0	180	0	180	180
GERMANY, FEDERAL REP OF	1250	8	1400	8	1420	8	1440	8	1440	1440
ITALY	651	.	651	.	651	.	651	.	651	651
NETHERLANDS	66	0	66	0	66	0	66	0	66	66
UNITED KINGDOM	.	.	.	0	.	0	.	0	.	.
FINLAND	2210	35	2280	0	2280	0	2385	0	2425	2450
NORWAY	640	120	640	130	640	130	640	130	430	430
SWEDEN	985	345	915	340	930	340	920	340	920	890
AUSTRIA	315	0	320	0	440	0	440	0	440	440
SPAIN	215	42	217	42	231	43	234	43	316	319
SWITZERLAND	208	2	208	2	208	2	211	6	211	211
YUGOSLAVIA	144	.	144	.	144	.	144	.	144	144
AUSTRALIA	203	0	203	0	203	0	207	0	213	213
NEW ZEALAND	387	0	387	0	387	0	387	0	387	387
USSR	2480	100	2480	100	2500	100	2500	100	2500	2500

MECHANICAL NON-CONIFEROUS PULP (1.11)

COUNTRY	1988 TOTAL CAPA-CITY	1988 OF WHICH MARKET PULP	1989 TOTAL CAPA-CITY	1989 OF WHICH MARKET PULP	1990 TOTAL CAPA-CITY	1990 OF WHICH MARKET PULP	1991 TOTAL CAPA-CITY	1991 OF WHICH MARKET PULP	1992 TOTAL CAPA-CITY	1993 TOTAL CAPA-CITY
	1000 METRIC TONS (AIR DRY) PER YEAR									
NIGERIA	80	0	80	0	80	0	80	0	80	80
CANADA	-	-	-	-	-	-	-	-	-	-
UNITED STATES	164	13	169	13	175	13	178	13	179	179
ARGENTINA	50	5	80	5	80	5	80	5	80	80
CHILE	-	-	-	-	-	-	-	-	-	-
COLOMBIA	-	-	-	-	-	-	-	-	-	-
COSTA RICA	4	0	4	0	4	0	4	0	4	4
URUGUAY	1	0	1	0	1	0	1	0	1	1
VENEZUELA	-	-	-	0	-	0	-	0	-	-
CHINA	250	0	250	0	250	0	250	0	250	250
KOREA DEM PEOPLES REP	-	0	-	0	-	0	-	0	-	-
VIET-NAME	-	0	-	0	-	0	-	0	-	-
INDIA	80	0	80	0	80	0	80	0	80	80
KOREA, REPUBLIC OF	-	-	-	-	-	-	-	-	-	-
PHILIPPINES	37	0	37	0	37	0	37	0	37	37
SRI LANKA	-	-	-	0	-	0	-	0	-	-
BULGARIA	-	-	-	-	-	-	-	-	-	-
GERMAN DEMOCRATIC REP	-	0	-	0	-	0	-	0	-	-
HUNGARY	-	-	-	0	-	0	-	0	-	-
ROMANIA	16	0	16	0	16	0	16	0	16	16
ITALY	-	-	-	-	-	-	-	-	-	-
NETHERLANDS	22	0	22	0	22	0	22	0	22	22
SPAIN	-	-	-	-	-	-	-	-	-	-
SWITZERLAND	-	-	-	-	-	-	-	-	-	-
YUGOSLAVIA	-	-	-	-	-	-	-	-	-	-
AUSTRALIA	145	0	145	0	145	0	145	0	145	145
USSR	-	-	-	-	-	-	-	-	-	-

MECHANICAL CONIFEROUS PULP (1.12)

COUNTRY	1988 TOTAL CAPA-CITY	1988 OF WHICH MARKET PULP	1989 TOTAL CAPA-CITY	1989 OF WHICH MARKET PULP	1990 TOTAL CAPA-CITY	1990 OF WHICH MARKET PULP	1991 TOTAL CAPA-CITY	1991 OF WHICH MARKET PULP	1992 TOTAL CAPA-CITY	1993 TOTAL CAPA-CITY
	1000 METRIC TONS (AIR DRY) PER YEAR									
SOUTH AFRICA	220	0	220	0	220	0	220	0	220	220
MADAGASCAR	6	0	6	0	6	0	6	0	6	6
TANZANIA	20	0	13	0	18	0	20	0	22	22
ZIMBABWE	19	0	20	0	21	0	22	0	22	22
CANADA	.	.	.	.	.	.	.	.	.	.
UNITED STATES	3125	0	3203	0	3323	0	3376	0	3398	3398
BRAZIL	440	69	440	70	452	72	516	75	619	676
CHILE	200	.	200	.	215	.	233	.	233	233
COLOMBIA	.	.	.	.	.	.	.	.	.	.
URUGUAY	1	0	1	0	1	0	1	0	1	1
VENEZUELA	.	.	.	0	.	0	.	0	.	.
CHINA	250	0	250	0	250	0	250	0	250	250
KOREA DEM PEOPLES REP	.	0	.	0	.	0	.	0	.	.
VIET-NAME	.	0	.	0	.	0	.	0	.	.
JAPAN	1569	8	1588	8	1622	8	1622	8	1622	1622
INDONESIA	10	0	10	0	10	0	10	0	10	10
KOREA, REPUBLIC OF	.	.	.	.	.	.	.	.	.	.
SRI LANKA	.	.	.	0	.	0	.	0	.	.
TURKEY	176	0	176	0	176	0	176	0	176	176
BULGARIA	.	.	.	.	.	.	.	.	.	.
CZECHOSLOVAKIA	174	2	174	2	174	2	174	2	174	174
GERMAN DEMOCRATIC REP	.	0	.	0	.	0	.	0	.	.
HUNGARY	.	.	.	0	.	0	.	0	.	.
POLAND	150	0	150	0	150	0	168	0	168	170
ROMANIA	112	0	112	0	112	0	112	0	112	112
BELGIUM - LUXEMBOURG	100	0	100	0	110	0	110	0	110	110
FRANCE	200	0	200	0	200	0	180	0	180	180
GERMANY, FEDERAL REP OF	1250	8	1400	8	1420	8	1440	8	1440	1440
ITALY	.	.	.	.	.	.	.	.	.	.
NETHERLANDS	44	0	44	0	44	0	44	0	44	44
UNITED KINGDOM	.	.	.	0	.	0	.	0	.	.
FINLAND	2210	35	2280	0	2280	0	2385	0	2425	2450
NORWAY	640	120	640	130	640	130	640	130	430	430
SWEDEN	985	345	915	340	930	340	920	340	920	890
AUSTRIA	315	0	320	0	440	0	440	0	440	440
SPAIN	.	.	.	.	.	.	.	.	.	.
SWITZERLAND	.	.	.	.	.	.	.	.	.	.
YUGOSLAVIA	.	.	.	.	.	.	.	.	.	.
AUSTRALIA	58	0	58	0	58	0	62	0	68	68
NEW ZEALAND	387	0	387	0	387	0	387	0	387	387
USSR	.	.	.	.	.	.	.	.	.	.

THERMO-MECHANICAL PULP (1.2)

COUNTRY	1988 TOTAL CAPA-CITY	1988 OF WHICH MARKET PULP	1989 TOTAL CAPA-CITY	1989 OF WHICH MARKET PULP	1990 TOTAL CAPA-CITY	1990 OF WHICH MARKET PULP	1991 TOTAL CAPA-CITY	1991 OF WHICH MARKET PULP	1992 TOTAL CAPA-CITY	1993 TOTAL CAPA-CITY
	1000 METRIC TONS (AIR DRY) PER YEAR									
SOUTH AFRICA	150	0	150	0	150	0	150	0	150	150
ZAMBIA	8	4	8	2	12	4	14	4	14	20
CANADA	5062	579	5986	1008	7190	1095	8034	1266	8182	8182
UNITED STATES	2783	0	2909	0	3149	0	3329	0	3349	3349
BRAZIL	115	14	115	14	172	20	271	25	436	460
CHILE	-	-	-	-	-	-	-	-	-	-
COLOMBIA	-	-	-	-	-	-	-	-	-	-
MEXICO	75	0	150	0	150	0	150	0	150	150
VENEZUELA	-	-	-	0	-	0	-	0	-	-
CHINA	55	0	55	0	55	0	55	0	55	55
VIET-NAME	12	0	12	0	12	0	12	0	12	12
JAPAN	1616	0	1778	0	1825	0	1825	0	1825	1825
INDIA	80	0	80	0	80	0	80	0	80	80
INDONESIA	0	0	0	0	0	0	30	0	30	30
PHILIPPINES	15	0	15	0	15	0	15	0	15	15
SRI LANKA	-	-	-	0	-	0	-	0	-	-
TURKEY	80	0	80	0	80	0	80	0	80	80
BELGIUM - LUXEMBOURG	123	0	140	0	145	0	195	0	195	195
FRANCE	400	0	400	0	450	0	500	0	500	510
GERMANY, FEDERAL REP OF	300	0	310	0	310	0	310	0	310	310
IRELAND	22	17	22	17	22	17	22	17	22	22
NETHERLANDS	130	0	190	0	190	0	190	0	190	190
FINLAND	1560	60	1670	60	1750	60	1760	60	1760	1860
NORWAY	775	110	975	125	975	125	975	125	1150	1150
SWEDEN	2110	215	2275	230	2400	265	2455	300	2490	2575
AUSTRIA	0	0	0	0	40	0	100	0	100	100
GREECE	90	0	90	0	90	0	90	0	90	90
SWITZERLAND	-	-	-	-	-	-	-	-	-	-
AUSTRALIA	390	0	390	0	397	0	397	0	397	397
NEW ZEALAND	396	360	396	360	396	360	471	410	471	471
USSR	320	0	370	0	500	0	500	0	500	500

THERMO-MECHANICAL NON-CONIFEROUS PULP (1.21)

COUNTRY	1988 TOTAL CAPA-CITY	1988 OF WHICH MARKET PULP	1989 TOTAL CAPA-CITY	1989 OF WHICH MARKET PULP	1990 TOTAL CAPA-CITY	1990 OF WHICH MARKET PULP	1991 TOTAL CAPA-CITY	1991 OF WHICH MARKET PULP	1992 TOTAL CAPA-CITY	1993 TOTAL CAPA-CITY
	1000 METRIC TONS (AIR DRY) PER YEAR									
CANADA	.	.	.	.	.	.	.	.	.	.
UNITED STATES	139	0	145	0	157	0	166	0	167	167
CHILE	.	.	.	.	.	.	.	.	.	.
COLOMBIA	.	.	.	.	.	.	.	.	.	.
VENEZUELA	.	.	.	0	.	0	.	0	.	.
CHINA	25	0	25	0	25	0	25	0	25	25
VIET-NAME	.	0	.	0	.	0	.	0	.	.
INDIA	80	0	80	0	80	0	80	0	80	80
PHILIPPINES	15	0	15	0	15	0	15	0	15	15
SRI LANKA	.	.	.	0	.	0	.	0	.	.
IRELAND	.	.	.	.	.	.	.	.	.	.
GREECE	.	0	.	0	.	0	.	0	.	.
SWITZERLAND	.	.	.	.	.	.	.	.	.	.
USSR	.	0	.	0	.	0	.	0	.	.

THERMO-MECHANICAL CONIFEROUS PULP (1.22)

COUNTRY	1988 TOTAL CAPA-CITY	1988 OF WHICH MARKET PULP	1989 TOTAL CAPA-CITY	1989 OF WHICH MARKET PULP	1990 TOTAL CAPA-CITY	1990 OF WHICH MARKET PULP	1991 TOTAL CAPA-CITY	1991 OF WHICH MARKET PULP	1992 TOTAL CAPA-CITY	1993 TOTAL CAPA-CITY
	1000 METRIC TONS (AIR DRY) PER YEAR									
SOUTH AFRICA	150	0	150	0	150	0	150	0	150	150
ZAMBIA	8	4	8	2	12	4	14	4	14	20
CANADA	-	-	-	-	-	-	-	-	-	-
UNITED STATES	2644	0	2764	0	2992	0	3163	0	3182	3182
BRAZIL	115	14	115	14	172	20	271	25	436	460
CHILE	-	-	-	-	-	-	-	-	-	-
COLOMBIA	-	-	-	-	-	-	-	-	-	-
VENEZUELA	-	-	-	0	-	0	-	0	-	-
CHINA	30	0	30	0	30	0	30	0	30	30
VIET-NAME	-	0	-	0	-	0	-	0	-	-
JAPAN	1616	0	1778	0	1825	0	1825	0	1825	1825
INDONESIA	0	0	0	0	0	0	30	0	30	30
SRI LANKA	-	-	-	0	-	0	-	0	-	-
TURKEY	80	0	80	0	80	0	80	0	80	80
BELGIUM - LUXEMBOURG	123	0	140	0	145	0	195	0	195	195
FRANCE	400	0	400	0	450	0	500	0	500	510
GERMANY, FEDERAL REP OF	300	0	310	0	310	0	310	0	310	310
IRELAND	-	-	-	-	-	-	-	-	-	-
NETHERLANDS	130	0	190	0	190	0	190	0	190	190
FINLAND	1560	60	1670	60	1750	60	1760	60	1760	1860
NORWAY	775	110	975	125	975	125	975	125	1150	1150
SWEDEN	2110	215	2275	230	2400	265	2455	300	2490	2575
AUSTRIA	0	0	0	0	40	0	100	0	100	100
GREECE	-	0	-	0	-	0	-	0	-	-
SWITZERLAND	-	-	-	-	-	-	-	-	-	-
AUSTRALIA	390	0	390	0	397	0	397	0	397	397
NEW ZEALAND	396	360	396	360	396	360	471	410	471	471
USSR	-	0	-	0	-	0	-	0	-	-

SEMI-CHEMICAL PULP (1.3)

COUNTRY	1988 TOTAL CAPA-CITY	1988 OF WHICH MARKET PULP	1989 TOTAL CAPA-CITY	1989 OF WHICH MARKET PULP	1990 TOTAL CAPA-CITY	1990 OF WHICH MARKET PULP	1991 TOTAL CAPA-CITY	1991 OF WHICH MARKET PULP	1992 TOTAL CAPA-CITY	1993 TOTAL CAPA-CITY
	1000 METRIC TONS (AIR DRY) PER YEAR									
SOUTH AFRICA	164	0	164	0	164	0	164	0	164	164
MADAGASCAR	3	0	3	0	3	0	3	0	3	3
NIGERIA	9	0	9	0	9	0	9	0	9	9
ZIMBABWE	20	0	20	0	20	0	18	0	22	25
CANADA	465	0	490	0	513	0	513	0	514	514
UNITED STATES	4331	0	4423	0	4532	0	4601	0	4604	4604
ARGENTINA	200	10	220	10	220	10	220	10	220	220
BRAZIL	150	0	225	0	285	0	300	0	300	300
CHILE	.	.	.	.	.	.	.	.	.	.
COLOMBIA	34	.	34	.	34	.	34	.	34	34
URUGUAY	3	0	3	0	3	0	3	0	3	3
VENEZUELA	.	.	.	0	.	0	.	0	.	.
CHINA	30	0	30	0	30	0	30	0	30	30
JAPAN	1124	16	1002	16	1002	16	1002	16	1002	1002
BANGLADESH	41	0	41	0	41	0	41	0	41	41
INDIA	80	0	80	0	80	0	80	0	80	80
INDONESIA	48	0	48	0	108	0	108	0	108	108
IRAN	90	0	90	0	90	0	90	0	90	90
MALAYSIA	77	0	99	0	110	0	110	0	110	110
SRI LANKA	.	.	.	0	.	0	.	0	.	.
TURKEY	28	0	28	0	28	0	28	0	28	28
BULGARIA	90	50	114	60	122	65	137	65	137	137
CZECHOSLOVAKIA	127	0	127	0	127	0	127	0	127	127
GERMAN DEMOCRATIC REP	5	0	5	0	5	0	5	0	5	5
HUNGARY	40	0	44	0	44	0	44	0	44	44
POLAND	143	0	143	0	143	0	143	0	145	145
ROMANIA	44	0	44	0	44	0	44	0	44	44
DENMARK	70	70	70	70	70	70	70	70	70	70
FRANCE	150	0	160	0	160	0	160	0	160	160
GERMANY, FEDERAL REP OF	85	0	85	0	85	0	85	0	85	85
ITALY	142	.	142	.	142	.	142	.	142	142
UNITED KINGDOM	.	.	.	0	.	0	.	0	.	.
FINLAND	415	0	405	0	420	0	435	0	445	450
NORWAY	95	35	95	35	95	35	95	35	95	95
SWEDEN	295	0	300	0	300	0	300	0	300	300
AUSTRIA	.	.	.	0	.	0	.	0	.	.
SWITZERLAND	.	.	.	.	.	.	.	.	.	.
YUGOSLAVIA	68	.	68	.	68	.	68	.	68	68
AUSTRALIA	287	85	287	85	294	85	295	85	295	296
NEW ZEALAND	27	0	27	0	27	0	27	0	27	27
USSR	635	0	635	0	635	0	635	0	635	635

SEMI-CHEMICAL NON-CONIFEROUS PULP (1.31)

COUNTRY	1988 TOTAL CAPA-CITY	1988 OF WHICH MARKET PULP	1989 TOTAL CAPA-CITY	1989 OF WHICH MARKET PULP	1990 TOTAL CAPA-CITY	1990 OF WHICH MARKET PULP	1991 TOTAL CAPA-CITY	1991 OF WHICH MARKET PULP	1992 TOTAL CAPA-CITY	1993 TOTAL CAPA-CITY
	1000 METRIC TONS (AIR DRY) PER YEAR									
SOUTH AFRICA	162	0	162	0	162	0	162	0	162	162
MADAGASCAR	3	0	3	0	3	0	3	0	3	3
NIGERIA	9	0	9	0	9	0	9	0	9	9
ZIMBABWE	15	0	15	0	15	0	14	0	17	19
CANADA	.	.	.	.	.	.	.	.	.	.
UNITED STATES	4331	0	4423	0	4532	0	4601	0	4604	4604
ARGENTINA	200	10	220	10	220	10	220	10	220	220
BRAZIL	120	0	178	0	233	0	246	0	246	246
CHILE	.	.	.	.	.	.	.	.	.	.
COLOMBIA	30	.	30	.	30	.	30	.	30	30
URUGUAY	3	0	3	0	3	0	3	0	3	3
VENEZUELA	.	.	.	0	.	0	.	0	.	.
CHINA	20	0	20	0	20	0	20	0	20	20
JAPAN	674	16	601	16	601	16	601	16	601	601
BANGLADESH	.	.	.	.	.	.	.	.	.	.
INDIA	80	0	80	0	80	0	80	0	80	80
INDONESIA	48	0	48	0	108	0	108	0	108	108
IRAN	90	0	90	0	90	0	90	0	90	90
MALAYSIA	.	0	.	0	.	0	.	0	.	.
SRI LANKA	.	.	.	0	.	0	.	0	.	.
TURKEY	28	0	28	0	28	0	28	0	28	28
BULGARIA	90	50	114	60	122	65	137	65	137	137
CZECHOSLOVAKIA	127	0	127	0	127	0	127	0	127	127
GERMAN DEMOCRATIC REP	.	0	.	0	.	0	.	0	.	.
HUNGARY	40	0	44	0	44	0	44	0	44	44
POLAND	143	0	143	0	143	0	143	0	145	145
ROMANIA	44	0	44	0	44	0	44	0	44	44
DENMARK	70	70	70	70	70	70	70	70	70	70
FRANCE	150	0	160	0	160	0	160	0	160	160
GERMANY, FEDERAL REP OF	85	0	85	0	85	0	85	0	85	85
ITALY	.	.	.	.	.	.	.	.	.	.
UNITED KINGDOM	.	.	.	0	.	0	.	0	.	.
FINLAND	415	0	405	0	420	0	435	0	445	450
NORWAY	95	35	95	35	95	35	95	35	95	95
AUSTRIA	.	.	.	0	.	0	.	0	.	.
SWITZERLAND	.	.	.	.	.	.	.	.	.	.
YUGOSLAVIA	.	.	.	.	.	.	.	.	.	.
AUSTRALIA	287	85	287	85	294	85	295	85	295	296
USSR	.	0	.	0	.	0	.	0	.	.

SEMI-CHEMICAL CONIFEROUS PULP (1.32)

COUNTRY	1988 TOTAL CAPA-CITY	1988 OF WHICH MARKET PULP	1989 TOTAL CAPA-CITY	1989 OF WHICH MARKET PULP	1990 TOTAL CAPA-CITY	1990 OF WHICH MARKET PULP	1991 TOTAL CAPA-CITY	1991 OF WHICH MARKET PULP	1992 TOTAL CAPA-CITY	1993 TOTAL CAPA-CITY
	1000 METRIC TONS (AIR DRY) PER YEAR									
SOUTH AFRICA	2	0	2	0	2	0	2	0	2	2
ZIMBABWE	5	0	5	0	5	0	4	0	5	6
CANADA	.	.	.	.	.	.	.	.	.	.
BRAZIL	30	0	47	0	52	0	54	0	54	54
CHILE	.	.	.	.	.	.	.	.	.	.
COLOMBIA	4	.	4	.	4	.	4	.	4	4
VENEZUELA	.	.	.	0	.	0	.	0	.	.
CHINA	10	0	10	0	10	0	10	0	10	10
JAPAN	450	0	401	0	401	0	401	0	401	401
BANGLADESH	.	.	.	.	.	.	.	.	.	.
MALAYSIA	.	0	.	0	.	0	.	0	.	.
SRI LANKA	.	.	.	0	.	0	.	0	.	.
GERMAN DEMOCRATIC REP	.	0	.	0	.	0	.	0	.	.
ITALY	.	.	.	.	.	.	.	.	.	.
SWEDEN	295	0	300	0	300	0	300	0	300	300
AUSTRIA	.	.	.	0	.	0	.	0	.	.
SWITZERLAND	.	.	.	.	.	.	.	.	.	.
YUGOSLAVIA	.	.	.	.	.	.	.	.	.	.
NEW ZEALAND	27	0	27	0	27	0	27	0	27	27
USSR	.	0	.	0	.	0	.	0	.	.

CHEMICAL PULP TOTAL (1.4)

COUNTRY	1988 TOTAL CAPA-CITY	1988 OF WHICH MARKET PULP	1989 TOTAL CAPA-CITY	1989 OF WHICH MARKET PULP	1990 TOTAL CAPA-CITY	1990 OF WHICH MARKET PULP	1991 TOTAL CAPA-CITY	1991 OF WHICH MARKET PULP	1992 TOTAL CAPA-CITY	1993 TOTAL CAPA-CITY
	1000 METRIC TONS (AIR DRY) PER YEAR									
SOUTH AFRICA	916	390	916	390	916	390	916	390	916	916
ANGOLA	40	0	40	0	40	0	40	0	40	40
CAMEROON	-	-	-	-	-	-	-	-	-	-
GABON	175	125	175	125	175	125	175	125	175	175
KENYA	75	0	80	0	80	0	80	0	80	80
MOROCCO	100	100	100	100	100	100	100	100	100	100
NIGERIA	124	0	174	0	224	0	224	0	224	224
SWAZILAND	180	180	180	180	180	180	190	190	200	200
TANZANIA	47	0	42	0	52	0	60	0	64	64
ZIMBABWE	0	0	0	0	0	0	16	0	20	22
CANADA	13379	7390	13513	7429	13945	7592	14372	7910	14758	14758
UNITED STATES	45434	6771	46207	6826	47362	7051	48960	7247	49549	49549
ARGENTINA	408	180	408	180	478	250	568	250	618	618
BRAZIL	3559	1518	3793	1594	4051	1641	4840	2146	5469	5961
CHILE	722	541	740	549	809	608	919	718	1522	1648
COLOMBIA	132	-	132	-	132	-	132	-	132	142
MEXICO	546	0	560	0	576	0	603	0	603	603
PERU	15	0	15	0	15	0	15	0	15	15
URUGUAY	27	0	27	0	27	0	29	0	29	29
VENEZUELA	-	-	-	0	-	0	-	0	-	-
CHINA	1200	0	1200	0	1200	0	1200	0	1200	1200
KOREA DEM PEOPLES REP	43	0	43	0	43	0	43	0	43	43
VIET-NAME	27	0	27	0	27	0	27	0	27	27
JAPAN	8538	793	9180	793	9574	793	9958	793	9958	9958
BANGLADESH	12	0	12	0	12	0	12	0	12	12
INDIA	510	70	510	70	510	70	510	70	510	510
INDONESIA	359	135	359	135	494	235	494	235	444	444
IRAN	135	0	135	0	135	0	135	0	135	135
KOREA, REPUBLIC OF	140	140	140	140	140	140	140	140	340	340
PHILIPPINES	110	0	110	0	110	0	110	0	110	110
SRI LANKA	-	-	-	0	-	0	-	0	-	-
TURKEY	238	0	238	0	238	0	238	0	238	238
ALBANIA	10	0	10	0	10	0	10	0	10	10
BULGARIA	160	50	160	50	160	50	160	50	160	160
CZECHOSLOVAKIA	902	534	889	529	891	529	891	529	891	891
GERMAN DEMOCRATIC REP	570	0	570	0	570	0	570	0	570	570
HUNGARY	5	0	6	0	6	0	6	0	6	6
POLAND	695	22	689	22	689	22	689	22	673	698
ROMANIA	658	37	658	37	658	37	658	37	658	658
BELGIUM - LUXEMBOURG	240	0	240	0	240	0	240	0	240	240
FRANCE	1725	965	1785	1005	1860	1060	1900	1100	1930	1960
GERMANY, FEDERAL REP OF	630	135	630	135	630	135	630	135	630	630
ITALY	140	-	140	-	140	-	140	-	140	140
FINLAND	5150	1815	5350	1820	5475	1820	5615	1850	5900	6350
NORWAY	640	350	680	360	645	360	650	360	650	650
SWEDEN	7195	2990	7225	2895	7400	3010	7490	2980	7575	7570
AUSTRIA	1230	401	1265	401	1265	401	1265	401	1265	1315
PORTUGAL	1403	1200	1589	1336	1596	1343	1633	1380	1640	1640
SPAIN	1343	748	1387	755	1430	773	1445	780	1578	1654
SWITZERLAND	128	62	129	62	129	62	137	63	137	137
YUGOSLAVIA	494	-	494	-	494	-	494	-	494	494
AUSTRALIA	360	40	378	40	423	40	424	40	425	427
NEW ZEALAND	652	255	652	255	682	285	682	245	682	682
USSR	7800	2600	7900	2660	8000	2660	8000	2660	8000	8000

UNBLEACHED SULPHITE PULP (1.41)

COUNTRY	1988 TOTAL CAPA-CITY	1988 OF WHICH MARKET PULP	1989 TOTAL CAPA-CITY	1989 OF WHICH MARKET PULP	1990 TOTAL CAPA-CITY	1990 OF WHICH MARKET PULP	1991 TOTAL CAPA-CITY	1991 OF WHICH MARKET PULP	1992 TOTAL CAPA-CITY	1993 TOTAL CAPA-CITY
	1000 METRIC TONS (AIR DRY) PER YEAR									
ZIMBABWE	0	0	0	0	0	0	.	0	.	.
CANADA	1399	24	1393	41	1290	54	1260	54	1266	1266
UNITED STATES	165	0	165	0	165	0	165	0	165	165
BRAZIL	6	3	6	3	6	3	6	3	6	6
CHILE	25	.	25	.	25	.	25	.	25	25
COLOMBIA	.	.	.	.	.	.	.	.	.	.
VENEZUELA	.	.	.	0	.	0	.	0	.	.
CHINA	30	0	30	0	30	0	30	0	30	30
KOREA DEM PEOPLES REP	.	0	.	0	.	0	.	0	.	.
JAPAN	.	.	.	.	.	.	.	.	.	.
IRAN	15	0	15	0	15	0	15	0	15	15
SRI LANKA	.	.	.	0	.	0	.	0	.	.
TURKEY	24	0	24	0	24	0	24	0	24	24
ALBANIA	.	0	.	0	.	0	.	0	.	.
CZECHOSLOVAKIA	135	50	127	50	129	50	129	50	129	129
GERMAN DEMOCRATIC REP	.	0	.	0	.	0	.	0	.	.
POLAND	34	0	34	0	34	0	34	0	34	38
ROMANIA	57	.	57	.	57	.	57	.	57	57
GERMANY,FEDERAL REP OF	6	0	6	0	6	0	6	0	6	6
ITALY	.	.	.	.	.	.	.	.	.	.
FINLAND	70	15	70	10	70	10	70	10	70	70
NORWAY	50	5	55	0	20	0	20	0	20	20
SWEDEN	160	65	175	65	175	65	175	65	175	175
AUSTRIA	56	6	61	6	61	6	61	6	61	61
SWITZERLAND	.	.	.	.	.	.	.	.	.	.
YUGOSLAVIA	57	.	57	.	57	.	57	.	57	57
AUSTRALIA	0	0	10	0	10	0	10	0	5	5
USSR	1300	330	1300	330	1300	330	1300	330	1300	1300

UNBLEACHED NON-CONIFEROUS SULPHITE PULP (1.411)

COUNTRY	1988 TOTAL CAPA-CITY	1988 OF WHICH MARKET PULP	1989 TOTAL CAPA-CITY	1989 OF WHICH MARKET PULP	1990 TOTAL CAPA-CITY	1990 OF WHICH MARKET PULP	1991 TOTAL CAPA-CITY	1991 OF WHICH MARKET PULP	1992 TOTAL CAPA-CITY	1993 TOTAL CAPA-CITY
	1000 METRIC TONS (AIR DRY) PER YEAR									
ZIMBABWE	0	0	0	0	0	0	.	0	.	.
CANADA	.	.	.	.	.	.	.	.	.	.
CHILE	.	.	.	.	.	.	.	.	.	.
COLOMBIA	.	.	.	.	.	.	.	.	.	.
VENEZUELA	.	.	.	0	.	0	.	0	.	.
CHINA	10	0	10	0	10	0	10	0	10	10
KOREA DEM PEOPLES REP	.	0	.	0	.	0	.	0	.	.
JAPAN	.	.	.	.	.	.	.	.	.	.
IRAN	15	0	15	0	15	0	15	0	15	15
SRI LANKA	.	.	.	0	.	0	.	0	.	.
ALBANIA	.	0	.	0	.	0	.	0	.	.
GERMAN DEMOCRATIC REP	.	0	.	0	.	0	.	0	.	.
ITALY	.	.	.	.	.	.	.	.	.	.
AUSTRIA	40	.	45	.	45	.	45	.	45	45
SWITZERLAND	.	.	.	.	.	.	.	.	.	.
YUGOSLAVIA	.	.	.	.	.	.	.	.	.	.
USSR	.	.	.	.	.	.	.	.	.	.

UNBLEACHED CONIFEROUS SULPHITE PULP (1.412)

COUNTRY	1988 TOTAL CAPACITY	1988 OF WHICH MARKET PULP	1989 TOTAL CAPACITY	1989 OF WHICH MARKET PULP	1990 TOTAL CAPACITY	1990 OF WHICH MARKET PULP	1991 TOTAL CAPACITY	1991 OF WHICH MARKET PULP	1992 TOTAL CAPACITY	1993 TOTAL CAPACITY
	1000 METRIC TONS (AIR DRY) PER YEAR									
ZIMBABWE	0	0	0	0	0	0	-	0	-	-
CANADA	-	-	-	-	-	-	-	-	-	-
UNITED STATES	165	0	165	0	165	0	165	0	165	165
BRAZIL	6	3	6	3	6	3	6	3	6	6
CHILE	25	-	25	-	25	-	25	-	25	25
COLOMBIA	-	-	-	-	-	-	-	-	-	-
VENEZUELA	-	-	-	0	-	0	-	0	-	-
CHINA	20	0	20	0	20	0	20	0	20	20
KOREA DEM PEOPLES REP	-	0	-	0	-	0	-	0	-	-
JAPAN	-	-	-	-	-	-	-	-	-	-
SRI LANKA	-	-	-	0	-	0	-	0	-	-
TURKEY	24	0	24	0	24	0	24	0	24	24
ALBANIA	-	0	-	0	-	0	-	0	-	-
CZECHOSLOVAKIA	135	50	127	50	129	50	129	50	129	129
GERMAN DEMOCRATIC REP	-	0	-	0	-	0	-	0	-	-
POLAND	34	0	34	0	34	0	34	0	34	38
ROMANIA	57	-	57	-	57	-	57	-	57	57
GERMANY, FEDERAL REP OF	6	0	6	0	6	0	6	0	6	6
ITALY	-	-	-	-	-	-	-	-	-	-
FINLAND	70	15	70	10	70	10	70	10	70	70
NORWAY	50	5	55	0	20	0	20	0	20	20
SWEDEN	160	65	175	65	175	65	175	65	175	175
AUSTRIA	16	-	16	-	16	-	16	-	16	16
SWITZERLAND	-	-	-	-	-	-	-	-	-	-
YUGOSLAVIA	-	-	-	-	-	-	-	-	-	-
AUSTRALIA	0	0	10	0	10	0	10	0	5	5
USSR	-	-	-	-	-	-	-	-	-	-

BLEACHED SULPHITE PULP (1.42)

COUNTRY	1988 TOTAL CAPA-CITY	1988 OF WHICH MARKET PULP	1989 TOTAL CAPA-CITY	1989 OF WHICH MARKET PULP	1990 TOTAL CAPA-CITY	1990 OF WHICH MARKET PULP	1991 TOTAL CAPA-CITY	1991 OF WHICH MARKET PULP	1992 TOTAL CAPA-CITY	1993 TOTAL CAPA-CITY
	1000 METRIC TONS (AIR DRY) PER YEAR									
ZIMBABWE	0	0	0	0	0	0	.	0	.	.
CANADA	452	299	460	300	481	286	481	286	481	481
UNITED STATES	1276	259	1279	259	1280	259	1278	259	1278	1278
ARGENTINA	40	10	40	10	40	10	40	10	40	40
BRAZIL	31	31	32	32	32	32	32	32	32	32
CHILE	.	.	.	.	.	.	.	.	.	.
COLOMBIA	50	.	50	.	50	.	50	.	50	60
VENEZUELA	.	.	.	0	.	0	.	0	.	.
CHINA	70	0	70	0	70	0	70	0	70	70
KOREA DEM PEOPLES REP	.	0	.	0	.	0	.	0	.	.
JAPAN	67	23	59	23	59	23	59	23	59	59
BANGLADESH	9	0	9	0	9	0	9	0	9	9
SRI LANKA	.	.	.	0	.	0	.	0	.	.
TURKEY	20	0	20	0	20	0	20	0	20	20
ALBANIA	.	0	.	0	.	0	.	0	.	.
CZECHOSLOVAKIA	276	250	271	245	271	245	271	245	271	271
GERMAN DEMOCRATIC REP	.	0	.	0	.	0	.	0	.	.
POLAND	55	0	55	0	55	0	55	0	55	55
ROMANIA	78	.	78	.	78	.	78	.	78	78
FRANCE	275	275	285	285	300	300	300	300	300	310
GERMANY, FEDERAL REP OF	624	135	624	135	624	135	624	135	624	624
ITALY	.	.	.	.	.	.	.	.	.	.
FINLAND	40	0	45	0	40	0	30	0	30	30
NORWAY	95	50	100	55	100	55	105	55	105	105
SWEDEN	585	335	615	300	625	290	635	285	635	635
AUSTRIA	585	150	610	150	610	150	610	150	610	610
PORTUGAL	120	120	126	126	133	133	140	140	147	147
SPAIN	3	3	3	3	3	3	3	3	3	3
SWITZERLAND	.	.	.	.	.	.	.	.	.	.
YUGOSLAVIA	74	.	74	.	74	.	74	.	74	74
AUSTRALIA	40	0	44	15	50	0	50	0	55	55
USSR	930	200	930	200	930	200	930	200	930	930

BLEACHED NON-CONIFEROUS SULPHITE PULP (1.421)

COUNTRY	1988 TOTAL CAPA-CITY	1988 OF WHICH MARKET PULP	1989 TOTAL CAPA-CITY	1989 OF WHICH MARKET PULP	1990 TOTAL CAPA-CITY	1990 OF WHICH MARKET PULP	1991 TOTAL CAPA-CITY	1991 OF WHICH MARKET PULP	1992 TOTAL CAPA-CITY	1993 TOTAL CAPA-CITY
	1000 METRIC TONS (AIR DRY) PER YEAR									
ZIMBABWE	0	0	0	0	0	0	-	0	-	-
CANADA	-	-	-	-	-	-	-	-	-	-
UNITED STATES	383	0	384	0	384	0	383	0	383	383
ARGENTINA	10	10	10	10	10	10	10	10	10	10
CHILE	-	-	-	-	-	-	-	-	-	-
COLOMBIA	20	-	20	-	20	-	20	-	20	30
VENEZUELA	-	-	-	0	-	0	-	0	-	-
CHINA	20	0	20	0	20	0	20	0	20	20
KOREA DEM PEOPLES REP	-	0	-	0	-	0	-	0	-	-
JAPAN	17	0	15	0	15	0	15	0	15	15
BANGLADESH	-	-	-	-	-	-	-	-	-	-
SRI LANKA	-	-	-	0	-	0	-	0	-	-
ALBANIA	-	0	-	0	-	0	-	0	-	-
CZECHOSLOVAKIA	56	40	56	40	56	40	56	40	56	56
GERMAN DEMOCRATIC REP	-	0	-	0	-	0	-	0	-	-
FRANCE	15	15	15	15	15	15	15	15	15	20
GERMANY,FEDERAL REP OF	237	61	237	61	237	61	237	61	237	237
ITALY	-	-	-	-	-	-	-	-	-	-
SWEDEN	120	40	130	25	135	20	135	10	135	135
AUSTRIA	75	0	75	0	75	0	75	0	75	75
PORTUGAL	120	120	126	126	133	133	140	140	147	147
SPAIN	3	3	3	3	3	3	3	3	3	3
SWITZERLAND	-	-	-	-	-	-	-	-	-	-
YUGOSLAVIA	-	-	-	-	-	-	-	-	-	-
USSR	-	-	-	-	-	-	-	-	-	-

BLEACHED CONIFEROUS SULPHITE PULP (1.422)

COUNTRY	1988 TOTAL CAPACITY	1988 OF WHICH MARKET PULP	1989 TOTAL CAPACITY	1989 OF WHICH MARKET PULP	1990 TOTAL CAPACITY	1990 OF WHICH MARKET PULP	1991 TOTAL CAPACITY	1991 OF WHICH MARKET PULP	1992 TOTAL CAPACITY	1993 TOTAL CAPACITY
	1000 METRIC TONS (AIR DRY) PER YEAR									
ZIMBABWE	0	0	0	0	0	0	.	0	.	.
CANADA	.	.	.	.	.	.	.	.	.	.
UNITED STATES	893	259	895	259	896	259	895	259	895	895
ARGENTINA	30	0	30	0	30	0	30	0	30	30
BRAZIL	31	31	32	32	32	32	32	32	32	32
CHILE	.	.	.	.	.	.	.	.	.	.
COLOMBIA	30	.	30	.	30	.	30	.	30	30
VENEZUELA	.	.	.	0	.	0	.	0	.	.
CHINA	50	0	50	0	50	0	50	0	50	50
KOREA DEM PEOPLES REP	.	0	.	0	.	0	.	0	.	.
JAPAN	50	23	44	23	44	23	44	23	44	44
BANGLADESH	.	.	.	.	.	.	.	.	.	.
SRI LANKA	.	.	.	0	.	0	.	0	.	.
TURKEY	20	0	20	0	20	0	20	0	20	20
ALBANIA	.	0	.	0	.	0	.	0	.	.
CZECHOSLOVAKIA	220	210	215	205	215	205	215	205	215	215
GERMAN DEMOCRATIC REP	.	0	.	0	.	0	.	0	.	.
POLAND	55	0	55	0	55	0	55	0	55	55
ROMANIA	78	.	78	.	78	.	78	.	78	78
FRANCE	260	260	270	270	285	285	285	285	285	290
GERMANY, FEDERAL REP OF	387	74	387	74	387	74	387	74	387	387
ITALY	.	.	.	.	.	.	.	.	.	.
FINLAND	40	0	45	0	40	0	30	0	30	30
NORWAY	75	50	100	55	100	55	105	55	105	105
SWEDEN	465	295	485	275	490	270	500	275	500	500
AUSTRIA	510	150	535	150	535	150	535	150	535	535
SWITZERLAND	.	.	.	.	.	.	.	.	.	.
YUGOSLAVIA	.	.	.	.	.	.	.	.	.	.
AUSTRALIA	40	0	44	.	50	0	50	0	55	55
USSR	.	.	.	.	.	.	.	.	.	.

UNBLEACHED SULPHATE PULP (1.43)

COUNTRY	1988 TOTAL CAPA-CITY	1988 OF WHICH MARKET PULP	1989 TOTAL CAPA-CITY	1989 OF WHICH MARKET PULP	1990 TOTAL CAPA-CITY	1990 OF WHICH MARKET PULP	1991 TOTAL CAPA-CITY	1991 OF WHICH MARKET PULP	1992 TOTAL CAPA-CITY	1993 TOTAL CAPA-CITY
	1000 METRIC TONS (AIR DRY) PER YEAR									
SOUTH AFRICA	409	52	409	52	409	52	409	52	409	409
ANGOLA	-	0	-	0	-	0	-	0	-	-
NIGERIA	124	0	124	0	124	0	124	0	124	124
SWAZILAND	180	180	180	180	180	180	190	190	200	200
TANZANIA	32	0	28	0	33	0	39	0	41	41
ZIMBABWE	0	0	0	0	0	0	-	0	-	-
CANADA	1561	113	1562	115	1561	110	1561	110	1561	1561
UNITED STATES	20217	166	20467	164	20886	163	21636	163	21702	21702
ARGENTINA	138	0	138	0	138	0	138	0	138	138
BRAZIL	1161	69	1205	69	1342	76	1399	81	1420	1367
CHILE	283	227	283	227	321	265	321	265	265	265
COLOMBIA	64	-	64	-	64	-	64	-	64	64
MEXICO	262	0	262	0	278	0	305	0	305	305
VENEZUELA	-	-	-	0	-	0	-	0	-	-
CHINA	1100	0	1100	0	1100	0	1100	0	1100	1100
KOREA DEM PEOPLES REP	-	0	-	0	-	0	-	0	-	-
VIET-NAME	5	0	5	0	5	0	5	0	5	5
JAPAN	3083	315	3083	315	3083	315	3083	315	3083	3083
BANGLADESH	3	0	3	0	3	0	3	0	3	3
INDIA	250	30	250	30	250	30	250	30	250	250
INDONESIA	135	0	135	0	135	0	135	0	135	135
IRAN	120	0	120	0	120	0	120	0	120	120
PHILIPPINES	66	0	66	0	66	0	66	0	66	66
SRI LANKA	-	-	-	0	-	0	-	0	-	-
TURKEY	124	0	124	0	124	0	124	0	124	124
ALBANIA	-	0	-	0	-	0	-	0	-	-
BULGARIA	160	50	160	50	160	50	160	50	160	160
CZECHOSLOVAKIA	165	0	165	0	165	0	165	0	165	165
GERMAN DEMOCRATIC REP	-	0	-	0	-	0	-	0	-	-
POLAND	378	0	372	0	372	0	372	0	345	355
ROMANIA	328	-	328	-	328	-	328	-	328	328
FRANCE	530	0	550	0	570	0	570	0	570	570
ITALY	-	-	-	-	-	-	-	-	-	-
FINLAND	805	105	750	55	745	50	725	30	725	755
NORWAY	165	0	175	0	175	0	175	0	175	175
SWEDEN	2340	170	2310	185	2320	165	2375	160	2385	2355
AUSTRIA	369	50	374	50	374	50	374	50	374	424
PORTUGAL	353	100	353	100	353	100	353	100	353	353
SPAIN	285	0	288	0	310	0	314	0	317	320
SWITZERLAND	-	-	-	-	-	-	-	-	-	-
YUGOSLAVIA	156	-	156	-	156	-	156	-	156	156
AUSTRALIA	160	20	160	15	160	10	160	10	160	160
NEW ZEALAND	373	150	373	150	343	120	343	120	343	343
USSR	2800	500	2800	500	2800	500	2800	500	2800	2800

UNBLEACHED NON-CONIFEROUS SULPHATE PULP (1.431)

COUNTRY	1988 TOTAL CAPA-CITY	1988 OF WHICH MARKET PULP	1989 TOTAL CAPA-CITY	1989 OF WHICH MARKET PULP	1990 TOTAL CAPA-CITY	1990 OF WHICH MARKET PULP	1991 TOTAL CAPA-CITY	1991 OF WHICH MARKET PULP	1992 TOTAL CAPA-CITY	1993 TOTAL CAPA-CITY
	1000 METRIC TONS (AIR DRY) PER YEAR									
SOUTH AFRICA	50	0	50	0	50	0	50	0	50	50
ANGOLA	.	0	.	0	.	0	.	0	.	.
NIGERIA	124	0	124	0	124	0	124	0	124	124
ZIMBABWE	0	0	0	0	0	0	.	0	.	.
CANADA	.	.	.	.	.	.	.	.	.	.
UNITED STATES	1011	0	1023	0	1044	0	1082	0	1085	1085
ARGENTINA	15	0	15	0	15	0	15	0	15	15
BRAZIL	149	56	149	56	149	56	149	56	149	149
COLOMBIA	2	.	2	.	2	.	2	.	2	2
VENEZUELA	.	.	.	0	.	0	.	0	.	.
CHINA	100	0	100	0	100	0	100	0	100	100
KOREA DEM PEOPLES REP	.	0	.	0	.	0	.	0	.	.
VIET-NAME	.	0	.	0	.	0	.	0	.	.
JAPAN	617	30	617	30	617	30	617	30	617	617
BANGLADESH	.	.	.	.	.	.	.	.	.	.
INDIA	250	30	250	30	250	30	250	30	250	250
IRAN	120	0	120	0	120	0	120	0	120	120
PHILIPPINES	66	0	66	0	66	0	66	0	66	66
SRI LANKA	.	.	.	0	.	0	.	0	.	.
ALBANIA	.	0	.	0	.	0	.	0	.	.
BULGARIA	.	.	.	.	.	.	.	.	.	.
GERMAN DEMOCRATIC REP	.	0	.	0	.	0	.	0	.	.
ROMANIA	93	.	93	.	93	.	93	.	93	93
ITALY	.	.	.	.	.	.	.	.	.	.
FINLAND	10	10	10	10	10	10	10	10	10	10
SWEDEN	150	10	150	10	150	10	175	10	180	175
PORTUGAL	49	0	49	0	49	0	49	0	49	49
SWITZERLAND	.	.	.	.	.	.	.	.	.	.
YUGOSLAVIA	.	.	.	.	.	.	.	.	.	.
USSR	.	.	.	.	.	.	.	.	.	.

UNBLEACHED CONIFEROUS SULPHATE PULP (1.432)

COUNTRY	1988 TOTAL CAPA-CITY	1988 OF WHICH MARKET PULP	1989 TOTAL CAPA-CITY	1989 OF WHICH MARKET PULP	1990 TOTAL CAPA-CITY	1990 OF WHICH MARKET PULP	1991 TOTAL CAPA-CITY	1991 OF WHICH MARKET PULP	1992 TOTAL CAPA-CITY	1993 TOTAL CAPA-CITY
	1000 METRIC TONS (AIR DRY) PER YEAR									
SOUTH AFRICA	359	52	359	52	359	52	359	52	359	359
SWAZILAND	180	180	180	180	180	180	190	190	200	200
TANZANIA	32	0	28	0	33	0	39	0	41	41
ZIMBABWE	0	0	0	0	0	0	.	0	.	.
CANADA	.	.	.	.	.	.	.	.	.	.
UNITED STATES	19206	165	19444	164	19842	163	20554	163	20617	20617
ARGENTINA	123	0	123	0	123	0	123	0	123	123
BRAZIL	1012	13	1056	13	1193	20	1250	25	1271	1218
CHILE	280	227	280	227	318	265	318	265	265	265
COLOMBIA	62	.	62	.	62	.	62	.	62	62
VENEZUELA	.	.	.	0	.	0	.	0	.	.
CHINA	1000	0	1000	0	1000	0	1000	0	1000	1000
KOREA DEM PEOPLES REP	.	0	.	0	.	0	.	0	.	.
VIET-NAME	.	0	.	0	.	0	.	0	.	.
JAPAN	2466	285	2466	285	2466	285	2466	285	2466	2466
BANGLADESH	.	.	.	.	.	.	.	.	.	.
INDONESIA	135	0	135	0	135	0	135	0	135	135
SRI LANKA	.	.	.	0	.	0	.	0	.	.
TURKEY	124	0	124	0	124	0	124	0	124	124
ALBANIA	.	0	.	0	.	0	.	0	.	.
BULGARIA	.	.	.	.	.	.	.	.	.	.
CZECHOSLOVAKIA	165	0	165	0	165	0	165	0	165	165
GERMAN DEMOCRATIC REP	.	0	.	0	.	0	.	0	.	.
POLAND	378	0	372	0	372	0	372	0	345	355
ROMANIA	235	.	235	.	235	.	235	.	235	235
FRANCE	530	0	550	0	570	0	570	0	570	570
ITALY	.	.	.	.	.	.	.	.	.	.
FINLAND	795	95	740	45	735	40	715	20	715	745
NORWAY	165	0	175	0	175	0	175	0	175	175
SWEDEN	2190	160	2160	175	2170	155	2200	150	2205	2180
AUSTRIA	369	50	374	50	374	50	374	50	374	424
PORTUGAL	304	100	304	100	304	100	304	100	304	304
SPAIN	285	0	288	0	310	0	314	0	317	320
SWITZERLAND	.	.	.	.	.	.	.	.	.	.
YUGOSLAVIA	.	.	.	.	.	.	.	.	.	.
AUSTRALIA	160	20	160	15	160	10	160	10	160	160
NEW ZEALAND	373	150	373	150	343	120	343	120	343	343
USSR	.	.	.	.	.	.	.	.	.	.

BLEACHED SULPHATE+SODA PULP (1.44)

COUNTRY	1988 TOTAL CAPACITY	1988 OF WHICH MARKET PULP	1989 TOTAL CAPACITY	1989 OF WHICH MARKET PULP	1990 TOTAL CAPACITY	1990 OF WHICH MARKET PULP	1991 TOTAL CAPACITY	1991 OF WHICH MARKET PULP	1992 TOTAL CAPACITY	1993 TOTAL CAPACITY
	1000 METRIC TONS (AIR DRY) PER YEAR									
SOUTH AFRICA	507	338	507	338	507	338	507	338	507	507
ANGOLA	.	0	.	0	.	0	.	0	.	.
CAMEROON	.	.	.	.	.	.	.	.	.	.
GABON	175	125	175	125	175	125	175	125	175	175
KENYA	75	0	80	0	80	0	80	0	80	80
MOROCCO	100	100	100	100	100	100	100	100	100	100
NIGERIA	0	0	50	0	100	0	100	0	100	100
TANZANIA	15	0	14	0	19	0	21	0	23	23
ZIMBABWE	0	0	0	0	0	0	.	0	.	.
CANADA	9967	6954	10098	6973	10613	7142	11070	7460	11450	11450
UNITED STATES	23776	6346	24296	6403	25031	6629	25881	6825	26404	26404
ARGENTINA	230	170	230	170	300	240	390	240	440	440
BRAZIL	2361	1415	2550	1490	2671	1530	3403	2030	4011	4556
CHILE	414	314	432	322	463	343	573	453	1232	1358
COLOMBIA	.	.	.	.	.	.	.	.	.	.
MEXICO	284	0	298	0	298	0	298	0	298	298
PERU	15	0	15	0	15	0	15	0	15	15
URUGUAY	27	0	27	0	27	0	29	0	29	29
VENEZUELA	.	.	.	0	.	0	.	0	.	.
KOREA DEM PEOPLES REP	43	0	43	0	43	0	43	0	43	43
VIET-NAME	22	0	22	0	22	0	22	0	22	22
JAPAN	5388	455	6038	455	6432	455	6816	455	6816	6816
INDIA	260	40	260	40	260	40	260	40	260	260
INDONESIA	224	135	224	135	359	235	359	235	309	309
KOREA, REPUBLIC OF	140	140	140	140	140	140	140	140	340	340
PHILIPPINES	44	0	44	0	44	0	44	0	44	44
SRI LANKA	.	.	.	0	.	0	.	0	.	.
TURKEY	70	0	70	0	70	0	70	0	70	70
ALBANIA	.	0	.	0	.	0	.	0	.	.
CZECHOSLOVAKIA	326	234	326	234	326	234	326	234	326	326
GERMAN DEMOCRATIC REP	.	0	.	0	.	0	.	0	.	.
HUNGARY	5	0	6	0	6	0	6	0	6	6
POLAND	228	22	228	22	228	22	228	22	239	250
ROMANIA	195	.	195	.	195	.	195	.	195	195
BELGIUM - LUXEMBOURG	240	0	240	0	240	0	240	0	240	240
FRANCE	920	690	950	720	990	760	1030	800	1060	1080
ITALY	.	.	.	.	.	.	.	.	.	.
FINLAND	4235	1695	4485	1755	4620	1760	4790	1810	5075	5495
NORWAY	330	295	350	305	350	305	350	305	350	350
SWEDEN	4110	2420	4125	2345	4280	2490	4305	2470	4380	4405
AUSTRIA	220	195	220	195	220	195	220	195	220	220
PORTUGAL	930	980	1110	1110	1110	1110	1140	1140	1140	1140
SPAIN	1055	745	1096	752	1117	770	1128	777	1258	1331
SWITZERLAND	.	.	.	.	.	.	.	.	.	.
YUGOSLAVIA	207	.	207	.	207	.	207	.	207	207
AUSTRALIA	160	20	164	10	203	30	204	30	205	207
NEW ZEALAND	279	105	279	105	339	165	339	125	339	339
USSR	1700	1420	1800	1500	1900	1500	1900	1500	1900	1900

BLEACHED NON-CONIFEROUS SULPHATE+SODA PULP (1.441)

COUNTRY	1988 TOTAL CAPACITY	1988 OF WHICH MARKET PULP	1989 TOTAL CAPACITY	1989 OF WHICH MARKET PULP	1990 TOTAL CAPACITY	1990 OF WHICH MARKET PULP	1991 TOTAL CAPACITY	1991 OF WHICH MARKET PULP	1992 TOTAL CAPACITY	1993 TOTAL CAPACITY
	1000 METRIC TONS (AIR DRY) PER YEAR									
SOUTH AFRICA	326	212	326	212	326	212	326	212	326	326
ANGOLA	-	0	-	0	-	0	-	0	-	-
CAMEROON	-	-	-	-	-	-	-	-	-	-
GABON	175	125	175	125	175	125	175	125	175	175
MOROCCO	100	100	100	100	100	100	100	100	100	100
NIGERIA	0	0	50	0	100	0	100	0	100	100
ZIMBABWE	0	0	0	0	0	0	-	0	-	-
CANADA	1595	913	1692	935	1916	1034	2170	1251	2422	2422
UNITED STATES	11130	2611	11503	2644	11954	2730	12364	2733	12698	12698
ARGENTINA	60	0	60	0	95	35	140	35	165	165
BRAZIL	2217	1300	2351	1340	2434	1350	3050	1810	3633	4134
CHILE	38	0	38	0	38	0	148	110	268	268
COLOMBIA	-	-	-	-	-	-	-	-	-	-
URUGUAY	20	0	20	0	20	0	22	0	22	22
VENEZUELA	-	-	-	0	-	0	-	0	-	-
KOREA DEM PEOPLES REP	-	0	-	0	-	0	-	0	-	-
VIET-NAME	-	0	-	0	-	0	-	0	-	-
JAPAN	4434	431	4934	431	5383	431	5767	431	5767	5767
INDIA	260	40	260	40	260	40	260	40	260	260
INDONESIA	89	0	89	0	224	100	224	100	224	224
KOREA, REPUBLIC OF	-	-	-	-	-	-	-	-	-	-
PHILIPPINES	44	0	44	0	44	0	44	0	44	44
SRI LANKA	-	-	-	0	-	0	-	0	-	-
ALBANIA	-	0	-	0	-	0	-	0	-	-
CZECHOSLOVAKIA	116	74	116	74	116	74	116	74	116	116
GERMAN DEMOCRATIC REP	-	0	-	0	-	0	-	0	-	-
HUNGARY	5	0	6	0	6	0	6	0	6	6
POLAND	72	0	72	0	72	0	72	0	72	72
ROMANIA	95	-	95	-	95	-	95	-	95	95
BELGIUM - LUXEMBOURG	240	0	240	0	240	0	240	0	240	240
FRANCE	590	440	600	450	620	470	630	490	640	650
ITALY	-	-	-	-	-	-	-	-	-	-
FINLAND	1965	955	2055	965	2140	965	2175	965	2280	2435
NORWAY	50	45	80	65	80	65	80	65	80	80
SWEDEN	1280	625	1320	630	1410	695	1425	680	1445	1445
PORTUGAL	930	980	1110	1110	1110	1110	1140	1140	1140	1140
SPAIN	970	700	1010	707	1030	724	1040	731	1170	1242
SWITZERLAND	-	-	-	-	-	-	-	-	-	-
YUGOSLAVIA	-	-	-	-	-	-	-	-	-	-
AUSTRALIA	-	-	-	-	-	-	-	-	-	-
USSR	-	-	-	-	-	-	-	-	-	-

BLEACHED CONIFEROUS SULPHATE+SODA PULP (1.442)

COUNTRY	1988 TOTAL CAPA-CITY	1988 OF WHICH MARKET PULP	1989 TOTAL CAPA-CITY	1989 OF WHICH MARKET PULP	1990 TOTAL CAPA-CITY	1990 OF WHICH MARKET PULP	1991 TOTAL CAPA-CITY	1991 OF WHICH MARKET PULP	1992 TOTAL CAPA-CITY	1993 TOTAL CAPA-CITY
	1000 METRIC TONS (AIR DRY) PER YEAR									
SOUTH AFRICA	181	126	181	126	181	126	181	126	181	181
TANZANIA	15	0	14	0	19	0	21	0	23	23
ZIMBABWE	0	0	0	0	0	0	.	0	.	.
CANADA	8372	6041	8406	6038	8697	6108	8900	6209	9028	9028
UNITED STATES	12646	3735	12793	3759	13077	3899	13517	4092	13706	13706
ARGENTINA	170	170	170	170	205	205	250	205	275	275
BRAZIL	144	115	199	150	237	180	353	220	378	422
CHILE	376	314	394	322	425	343	425	343	964	1090
COLOMBIA	.	.	.	.	.	.	.	.	.	.
MEXICO	284	0	298	0	298	0	298	0	298	298
PERU	15	0	15	0	15	0	15	0	15	15
URUGUAY	7	0	7	0	7	0	7	0	7	7
VENEZUELA	.	.	.	0	.	0	.	0	.	.
KOREA DEM PEOPLES REP	.	0	.	0	.	0	.	0	.	.
VIET-NAME	.	0	.	0	.	0	.	0	.	.
JAPAN	954	24	1104	24	1049	24	1049	24	1049	1049
INDONESIA	135	135	135	135	135	135	135	135	85	85
KOREA, REPUBLIC OF	.	.	.	.	.	.	.	.	.	.
SRI LANKA	.	.	.	0	.	0	.	0	.	.
TURKEY	70	0	70	0	70	0	70	0	70	70
ALBANIA	.	0	.	0	.	0	.	0	.	.
CZECHOSLOVAKIA	210	160	210	160	210	160	210	160	210	210
GERMAN DEMOCRATIC REP	.	0	.	0	.	0	.	0	.	.
POLAND	156	22	156	22	156	22	156	22	167	178
ROMANIA	100	.	100	.	100	.	100	.	100	100
FRANCE	330	250	350	270	370	290	400	310	420	430
ITALY	.	.	.	.	.	.	.	.	.	.
FINLAND	2270	740	2430	790	2480	795	2615	845	2795	3060
NORWAY	280	250	270	240	270	240	270	240	270	270
SWEDEN	2830	1795	2805	1715	2870	1795	2880	1790	2935	2960
AUSTRIA	220	195	220	195	220	195	220	195	220	220
SPAIN	85	45	86	45	87	46	88	46	88	89
SWITZERLAND	.	.	.	.	.	.	.	.	.	.
YUGOSLAVIA	.	.	.	.	.	.	.	.	.	.
AUSTRALIA	.	.	.	.	.	.	.	.	.	.
NEW ZEALAND	279	105	279	105	339	165	339	125	339	339
USSR	.	.	.	.	.	.	.	.	.	.

PULP OF OTHER FIBRE FOR PAPER AND BOARD (2)

COUNTRY	1988 TOTAL CAPACITY	1988 OF WHICH MARKET PULP	1989 TOTAL CAPACITY	1989 OF WHICH MARKET PULP	1990 TOTAL CAPACITY	1990 OF WHICH MARKET PULP	1991 TOTAL CAPACITY	1991 OF WHICH MARKET PULP	1992 TOTAL CAPACITY	1993 TOTAL CAPACITY
	1000 METRIC TONS (AIR DRY) PER YEAR									
SOUTH AFRICA	99	0	99	0	99	0	99	0	99	99
ALGERIA	25	0	25	0	25	0	25	0	25	25
EGYPT	85	18	85	18	85	18	85	18	85	85
KENYA	11	0	12	0	12	0	12	0	12	12
TUNISIA	18	16	18	16	18	16	18	16	18	18
ZAMBIA	2	0	3	0	3	0	3	0	3	3
UNITED STATES	312	.	318	.	318	.	318	.	318	318
ARGENTINA	140	0	140	0	140	0	140	0	140	140
BOLIVIA	1	0	1	0	1	0	1	0	1	1
BRAZIL	175	0	175	0	175	0	175	0	175	175
COLOMBIA	100	0	103	0	117	0	139	0	167	173
CUBA	108	0	108	0	108	0	108	0	108	108
ECUADOR	6	0	6	0	7	0	8	0	8	8
MEXICO	295	0	295	0	295	0	295	0	295	295
PERU	296	0	296	0	296	0	296	0	296	296
VENEZUELA	150	0	150	0	150	0	150	0	150	150
CHINA	8950	0	8950	0	8950	0	8950	0	8950	8950
KAMPUCHEA, DEMOCRATIC	6	0	6	0	6	0	6	0	6	6
KOREA DEM PEOPLES REP	50	0	50	0	50	0	50	0	50	50
VIET-NAME	63	0	63	0	63	0	63	0	63	63
JAPAN	4	4	4	4	4	4	4	4	4	4
BANGLADESH	63	0	63	0	63	0	63	0	63	63
BURMA	20	0	20	0	20	0	20	0	20	20
INDIA	2040	40	2040	40	2040	40	2040	40	2040	2040
INDONESIA	477	.	477	.	477	.	477	.	477	477
IRAN	60	0	60	0	60	0	60	0	60	60
IRAQ	101	0	101	0	101	0	101	0	101	101
NEPAL	5	0	5	0	5	0	11	0	15	15
PAKISTAN	383	0	383	0	383	0	383	0	383	383
PHILIPPINES	33	10	33	10	33	10	33	10	33	33
SRI LANKA	17	0	18	0	18	0	18	0	18	18
SYRIA	32	0	32	0	32	0	32	0	32	32
THAILAND	142	90	142	90	142	90	192	90	192	192
TURKEY	103	0	103	0	103	0	103	0	103	103
ALBANIA	5	0	5	0	5	0	5	0	5	5
BULGARIA	28	16	28	16	28	16	40	16	40	40
CZECHOSLOVAKIA	25	1	25	1	25	1	25	1	25	25
GERMAN DEMOCRATIC REP	77	0	77	0	77	0	77	0	77	77
HUNGARY	25	0	27	0	27	0	27	0	27	27
POLAND	2	0	2	0	2	0	2	0	2	2
ROMANIA	102	0	102	0	102	0	102	0	102	102
DENMARK	38	32	51	45	51	45	51	45	51	51
ITALY	140	.	140	.	140	.	140	.	140	140
NETHERLANDS	2	0	2	0	2	0	2	0	2	2
UNITED KINGDOM	21	0	23	0	23	0	23	0	23	23
GREECE	60	0	60	0	60	0	60	0	60	60
SPAIN	150	13	151	13	153	13	154	13	157	158
YUGOSLAVIA	28	0	28	0	28	0	28	0	28	28
AUSTRALIA	12	0	12	0	12	0	12	0	14	14
USSR	380	0	380	0	390	0	390	0	390	390

PULP OF STRAW (2.1)

COUNTRY	1988 TOTAL CAPA-CITY	1988 OF WHICH MARKET PULP	1989 TOTAL CAPA-CITY	1989 OF WHICH MARKET PULP	1990 TOTAL CAPA-CITY	1990 OF WHICH MARKET PULP	1991 TOTAL CAPA-CITY	1991 OF WHICH MARKET PULP	1992 TOTAL CAPA-CITY	1993 TOTAL CAPA-CITY
	1000 METRIC TONS (AIR DRY) PER YEAR									
ALGERIA	25	0	25	0	25	0	25	0	25	25
EGYPT	67	0	67	0	67	0	67	0	67	67
KENYA	5	0	6	0	6	0	6	0	6	6
UNITED STATES	.	.	.	.	.	.	.	.	.	.
MEXICO	3	0	3	0	3	0	3	0	3	3
CHINA	4000	0	4000	0	4000	0	4000	0	4000	4000
KAMPUCHEA, DEMOCRATIC	5	0	5	0	5	0	5	0	5	5
VIET-NAME	5	0	5	0	5	0	5	0	5	5
INDIA	400	0	400	0	400	0	400	0	400	400
INDONESIA	43	.	43	.	43	.	43	.	43	43
NEPAL	2	0	2	0	2	0	5	0	7	7
PAKISTAN	142	0	142	0	142	0	142	0	142	142
SRI LANKA	17	0	18	0	18	0	18	0	18	18
SYRIA	32	0	32	0	32	0	32	0	32	32
THAILAND	9	0	9	0	9	0	9	0	9	9
TURKEY	77	0	77	0	77	0	77	0	77	77
ALBANIA	5	0	5	0	5	0	5	0	5	5
BULGARIA	28	16	28	16	28	16	40	16	40	40
HUNGARY	25	0	27	0	27	0	27	0	27	27
ROMANIA	58	0	58	0	58	0	58	0	58	58
DENMARK	38	32	51	45	51	45	51	45	51	51
ITALY	50	.	50	.	50	.	50	.	50	50
GREECE	60	0	60	0	60	0	60	0	60	60
SPAIN	136	0	137	0	139	0	140	0	142	143
YUGOSLAVIA	28	0	28	0	28	0	28	0	28	28
AUSTRALIA	.	.	.	0	.	0	.	0	.	.
USSR	.	0	.	0	.	0	.	0	.	.

PULP OF BAGASSE (2.2)

COUNTRY	1988 TOTAL CAPA-CITY	1988 OF WHICH MARKET PULP	1989 TOTAL CAPA-CITY	1989 OF WHICH MARKET PULP	1990 TOTAL CAPA-CITY	1990 OF WHICH MARKET PULP	1991 TOTAL CAPA-CITY	1991 OF WHICH MARKET PULP	1992 TOTAL CAPA-CITY	1993 TOTAL CAPA-CITY
	1000 METRIC TONS (AIR DRY) PER YEAR									
SOUTH AFRICA	99	0	99	0	99	0	99	0	99	99
EGYPT	18	18	18	18	18	18	18	18	18	18
UNITED STATES	.	.	.	.	.	.	.	.	.	.
ARGENTINA	135	0	135	0	135	0	135	0	135	135
BRAZIL	78	0	78	0	78	0	78	0	78	78
COLOMBIA	98	0	98	0	110	0	132	0	160	166
CUBA	108	0	108	0	108	0	108	0	108	108
ECUADOR	6	0	6	0	7	0	8	0	8	8
MEXICO	292	0	292	0	292	0	292	0	292	292
PERU	296	0	296	0	296	0	296	0	296	296
VENEZUELA	150	0	150	0	150	0	150	0	150	150
CHINA	300	0	300	0	300	0	300	0	300	300
VIET-NAME	5	0	5	0	5	0	5	0	5	5
BANGLADESH	15	0	15	0	15	0	15	0	15	15
INDIA	90	0	90	0	90	0	90	0	90	90
INDONESIA	183	.	183	.	183	.	183	.	183	183
IRAN	60	0	60	0	60	0	60	0	60	60
IRAQ	27	0	27	0	27	0	27	0	27	27
PAKISTAN	142	0	142	0	142	0	142	0	142	142
PHILIPPINES	22	0	22	0	22	0	22	0	22	22
THAILAND	43	0	43	0	43	0	93	0	93	93
AUSTRALIA	.	.	.	0	.	0	.	0	.	.
USSR	.	0	.	0	.	0	.	0	.	.

PULP OF BAMBOO (2.3)

COUNTRY	1988 TOTAL CAPA-CITY	1988 OF WHICH MARKET PULP	1989 TOTAL CAPA-CITY	1989 OF WHICH MARKET PULP	1990 TOTAL CAPA-CITY	1990 OF WHICH MARKET PULP	1991 TOTAL CAPA-CITY	1991 OF WHICH MARKET PULP	1992 TOTAL CAPA-CITY	1993 TOTAL CAPA-CITY
	1000 METRIC TONS (AIR DRY) PER YEAR									
UNITED STATES	-	-	-	-	-	-	-	-	-	-
BRAZIL	45	0	45	0	45	0	45	0	45	45
CHINA	200	0	200	0	200	0	200	0	200	200
KAMPUCHEA, DEMOCRATIC	1	0	1	0	1	0	1	0	1	1
VIET-NAME	53	0	53	0	53	0	53	0	53	53
BANGLADESH	42	0	42	0	42	0	42	0	42	42
BURMA	20	0	20	0	20	0	20	0	20	20
INDIA	1300	40	1300	40	1300	40	1300	40	1300	1300
INDONESIA	11	-	11	-	11	-	11	-	11	11
NEPAL	2	0	2	0	2	0	5	0	7	7
AUSTRALIA	-	-	-	0	-	0	-	0	-	-
USSR	-	0	-	0	-	0	-	0	-	-

PULP OF OTHER FIBRE (2.4)

COUNTRY	1988 TOTAL CAPA-CITY	1988 OF WHICH MARKET PULP	1989 TOTAL CAPA-CITY	1989 OF WHICH MARKET PULP	1990 TOTAL CAPA-CITY	1990 OF WHICH MARKET PULP	1991 TOTAL CAPA-CITY	1991 OF WHICH MARKET PULP	1992 TOTAL CAPA-CITY	1993 TOTAL CAPA-CITY
	1000 METRIC TONS (AIR DRY) PER YEAR									
KENYA	6	0	6	0	6	0	6	0	6	6
TUNISIA	18	16	18	16	18	16	18	16	18	18
ZAMBIA	2	0	3	0	3	0	3	0	3	3
UNITED STATES	.	.	.	.	.	.	.	.	.	.
ARGENTINA	5	0	5	0	5	0	5	0	5	5
BOLIVIA	1	0	1	0	1	0	1	0	1	1
BRAZIL	52	0	52	0	52	0	52	0	52	52
COLOMBIA	2	0	5	0	7	0	7	0	7	7
CHINA	4450	0	4450	0	4450	0	4450	0	4450	4450
KOREA DEM PEOPLES REP	50	0	50	0	50	0	50	0	50	50
JAPAN	4	4	4	4	4	4	4	4	4	4
BANGLADESH	6	0	6	0	6	0	6	0	6	6
INDIA	250	0	250	0	250	0	250	0	250	250
INDONESIA	240	.	240	.	240	.	240	.	240	240
IRAQ	74	0	74	0	74	0	74	0	74	74
NEPAL	1	0	1	0	1	0	1	0	1	1
PAKISTAN	99	0	99	0	99	0	99	0	99	99
PHILIPPINES	11	10	11	10	11	10	11	10	11	11
THAILAND	90	90	90	90	90	90	90	90	90	90
TURKEY	26	0	26	0	26	0	26	0	26	26
CZECHOSLOVAKIA	25	1	25	1	25	1	25	1	25	25
GERMAN DEMOCRATIC REP	77	0	77	0	77	0	77	0	77	77
POLAND	2	0	2	0	2	0	2	0	2	2
ROMANIA	44	0	44	0	44	0	44	0	44	44
ITALY	90	.	90	.	90	.	90	.	90	90
NETHERLANDS	2	0	2	0	2	0	2	0	2	2
UNITED KINGDOM	21	0	23	0	23	0	23	0	23	23
SPAIN	14	13	14	13	14	13	14	13	15	15
AUSTRALIA	.	.	.	0	.	0	.	0	.	.
USSR	.	0	.	0	.	0	.	0	.	.

DISSOLVING PULP, WOOD+OTHER RAW MATERIALS (3)

COUNTRY	1988 TOTAL CAPA-CITY	1988 OF WHICH MARKET PULP	1989 TOTAL CAPA-CITY	1989 OF WHICH MARKET PULP	1990 TOTAL CAPA-CITY	1990 OF WHICH MARKET PULP	1991 TOTAL CAPA-CITY	1991 OF WHICH MARKET PULP	1992 TOTAL CAPA-CITY	1993 TOTAL CAPA-CITY
	1000 METRIC TONS (AIR DRY) PER YEAR									
SOUTH AFRICA	420	420	420	420	420	420	420	420	420	420
ALGERIA	30	0	30	0	30	0	30	0	30	30
CANADA	277	277	273	273	252	252	252	252	252	252
UNITED STATES	1271	1271	1272	1272	1272	1272	1272	1272	1272	1272
ARGENTINA	14	0	14	0	14	0	14	0	14	14
BRAZIL	84	48	84	48	84	48	84	48	84	84
COLOMBIA	-	-	-	-	-	-	-	-	-	-
CHINA	35	0	35	0	35	0	35	0	35	35
JAPAN	325	319	325	319	325	319	325	319	325	325
BANGLADESH	5	0	5	0	5	0	5	0	5	5
INDIA	250	50	250	50	250	50	250	50	250	250
INDONESIA	0	0	0	0	0	0	0	0	50	50
TURKEY	15	0	15	0	15	0	15	0	15	15
BULGARIA	40	0	40	0	40	0	40	0	40	40
CZECHOSLOVAKIA	65	63	68	68	80	68	80	68	80	80
GERMAN DEMOCRATIC REP	220	-	220	-	220	-	220	-	220	220
POLAND	67	0	67	0	67	0	67	0	67	67
ROMANIA	127	127	127	127	127	127	127	127	127	127
FRANCE	10	10	10	10	10	10	60	60	60	60
GERMANY, FEDERAL REP OF	149	149	149	149	149	149	150	150	174	174
ITALY	-	-	-	-	-	-	-	-	-	-
UNITED KINGDOM	-	-	-	-	-	-	-	-	-	-
FINLAND	210	205	210	210	225	225	235	235	245	245
NORWAY	180	180	180	180	180	180	180	180	180	180
SWEDEN	285	285	300	300	270	270	275	275	280	290
AUSTRIA	141	0	141	0	141	0	141	0	141	141
SPAIN	60	33	61	33	61	34	62	34	62	63
YUGOSLAVIA	105	-	105	-	105	-	105	-	105	105
USSR	760	760	760	760	780	780	780	780	780	780

NON-CONIFEROUS DISSOLVING PULP (3.1)

COUNTRY	1988 TOTAL CAPA-CITY	1988 OF WHICH MARKET PULP	1989 TOTAL CAPA-CITY	1989 OF WHICH MARKET PULP	1990 TOTAL CAPA-CITY	1990 OF WHICH MARKET PULP	1991 TOTAL CAPA-CITY	1991 OF WHICH MARKET PULP	1992 TOTAL CAPA-CITY	1993 TOTAL CAPA-CITY
	1000 METRIC TONS (AIR DRY) PER YEAR									
SOUTH AFRICA	420	420	420	420	420	420	420	420	420	420
ALGERIA	3	0	3	0	3	0	3	0	3	3
CANADA	-	-	-	-	-	-	-	-	-	-
UNITED STATES	445	445	445	445	445	445	445	445	445	445
ARGENTINA	14	0	14	0	14	0	14	0	14	14
BRAZIL	33	33	33	33	33	33	33	33	33	33
COLOMBIA	-	-	-	-	-	-	-	-	-	-
JAPAN	228	223	228	223	228	223	228	223	228	228
BANGLADESH	5	0	5	0	5	0	5	0	5	5
INDIA	250	50	250	50	250	50	250	50	250	250
TURKEY	15	0	15	0	15	0	15	0	15	15
BULGARIA	40	0	40	0	40	0	40	0	40	40
CZECHOSLOVAKIA	65	63	63	63	65	63	65	63	65	65
GERMAN DEMOCRATIC REP	-	-	-	-	-	-	-	-	-	-
POLAND	61	0	61	0	61	0	61	0	61	61
ROMANIA	127	127	127	127	127	127	127	127	127	127
GERMANY,FEDERAL REP OF	-	-	-	-	-	-	-	-	-	-
ITALY	-	-	-	-	-	-	-	-	-	-
UNITED KINGDOM	-	-	-	-	-	-	-	-	-	-
AUSTRIA	141	0	141	0	141	0	141	0	141	141
SPAIN	60	33	61	33	61	34	62	34	62	63
YUGOSLAVIA	-	-	-	-	-	-	-	-	-	-
USSR	-	-	-	-	-	-	-	-	-	-

CONIFEROUS DISSOLVING PULP (3.2)

COUNTRY	1988 TOTAL CAPA-CITY	1988 OF WHICH MARKET PULP	1989 TOTAL CAPA-CITY	1989 OF WHICH MARKET PULP	1990 TOTAL CAPA-CITY	1990 OF WHICH MARKET PULP	1991 TOTAL CAPA-CITY	1991 OF WHICH MARKET PULP	1992 TOTAL CAPA-CITY	1993 TOTAL CAPA-CITY
	1000 METRIC TONS (AIR DRY) PER YEAR									
ALGERIA	27	0	27	0	27	0	27	0	27	27
CANADA	-	-	-	-	-	-	-	-	-	-
UNITED STATES	826	826	827	827	827	827	827	827	827	827
BRAZIL	51	15	51	15	51	15	51	15	51	51
COLOMBIA	-	-	-	-	-	-	-	-	-	-
CHINA	35	0	35	0	35	0	35	0	35	35
JAPAN	97	96	97	96	97	96	97	96	97	97
INDONESIA	0	0	0	0	0	0	0	0	50	50
CZECHOSLOVAKIA	0	0	5	5	15	5	15	5	15	15
GERMAN DEMOCRATIC REP	-	-	-	-	-	-	-	-	-	-
POLAND	6	0	6	0	6	0	6	0	6	6
FRANCE	10	10	10	10	10	10	60	60	60	60
GERMANY, FEDERAL REP OF	-	-	-	-	-	-	-	-	-	-
ITALY	-	-	-	-	-	-	-	-	-	-
UNITED KINGDOM	-	-	-	-	-	-	-	-	-	-
FINLAND	210	205	210	210	225	225	235	235	245	245
NORWAY	180	180	180	180	180	180	180	180	180	180
SWEDEN	285	285	300	300	270	270	275	275	280	290
YUGOSLAVIA	-	-	-	-	-	-	-	-	-	-
USSR	-	-	-	-	-	-	-	-	-	-

PAPER AND PAPERBOARD (4)

	1988	1989	1990	1991	1992	1993
	TOTAL CAPACITY IN 1000 METRIC TONS PER YEAR					
SOUTH AFRICA	1856	1871	1871	1871	1871	1871
ALGERIA	88	85	85	85	85	85
ANGOLA	10	10	10	10	10	10
CAMEROON	5	5	5	5	5	5
EGYPT	241	241	241	241	241	241
ETHIOPIA	10	25	31	31	31	31
KENYA	93	95	95	95	95	95
LIBYA	5	5	5	5	5	5
MADAGASCAR	14	14	14	14	14	14
MOROCCO	117	117	117	117	117	117
MOZAMBIQUE	10	10	10	10	10	10
NIGERIA	225	255	285	285	285	285
SUDAN	8	8	8	8	8	8
TANZANIA	52	42	53	61	64	64
TUNISIA	70	79	86	90	90	90
UGANDA	7	7	7	7	7	7
ZAIRE	2	2	2	2	2	2
ZAMBIA	12	13	14	15	15	15
ZIMBABWE	79	80	82	82	82	118
CANADA	17028	17936	19403	20269	20640	20640
UNITED STATES	73719	75760	78360	81340	82227	82272
ARGENTINA	1168	1194	1194	1194	1194	1194
BOLIVIA	4	4	4	4	4	4
BRAZIL	5446	5533	5782	6415	7054	7512
CHILE	485	481	504	521	528	528
COLOMBIA	569	578	617	685	721	759
COSTA RICA	19	19	19	19	19	19
CUBA	258	258	258	258	258	258
DOMINICAN REPUBLIC	64	64	64	64	64	64
ECUADOR	74	74	77	77	77	77
EL SALVADOR	56	56	56	56	56	56
GUATEMALA	46	46	46	46	46	46
HONDURAS	14	14	14	14	14	14
JAMAICA	7	7	7	12	14	14
MEXICO	3444	3613	3728	3824	3872	3872
PANAMA	26	26	26	26	26	26
PARAGUAY	15	15	15	15	15	15
PERU	361	392	397	397	397	397
URUGUAY	27	27	27	27	30	30
VENEZUELA	785	785	785	785	985	985
CHINA	13350	13350	13350	13350	13350	13350
KAMPUCHEA, DEMOCRATIC	5	5	5	5	5	5
KOREA DEM PEOPLES REP	140	140	140	140	140	140
VIET-NAME	137	137	137	137	137	137
ISRAEL	185	195	210	215	215	215
JAPAN	27143	28534	29805	30480	31014	31554
BANGLADESH	108	108	108	108	108	108
BURMA	26	26	26	26	28	28
HONG KONG	53	53	53	53	53	53
INDIA	2040	2040	2040	2040	2040	2040
INDONESIA	1236	1384	1494	1608	1608	1608
IRAN	369	369	369	369	369	369
IRAQ	122	122	122	122	122	122
JORDAN	16	17	17	17	17	17
KOREA, REPUBLIC OF	4112	4699	4959	4959	4959	4959
LEBANON	45	45	45	45	45	45
MALAYSIA	164	263	330	414	414	414
NEPAL	5	5	5	2	2	2
PAKISTAN	362	380	380	379	379	379
PHILIPPINES	506	564	579	579	579	579
SINGAPORE	47	47	47	47	47	47
SRI LANKA	40	40	40	40	40	40
SYRIA	60	60	60	60	60	60
THAILAND	785	889	1000	1602	2031	2031
TURKEY	877	877	877	877	877	877
ALBANIA	15	15	15	15	15	15
BULGARIA	600	625	673	673	673	673
CZECHOSLOVAKIA	1364	1401	1525	1625	1625	1625
GERMAN DEMOCRATIC REP	1630	1630	1630	1630	1630	1630
HUNGARY	535	545	545	545	545	545
POLAND	1560	1600	1670	1690	1740	1770
ROMANIA	1059	1059	1059	1059	1059	1059
BELGIUM - LUXEMBOURG	1102	1156	1184	1194	1194	1194
DENMARK	360	370	401	410	424	424
FRANCE	6550	6360	7186	7976	8309	8385
GERMANY, FEDERAL REP OF	11404	11946	12376	13182	13605	13875
IRELAND	76	76	76	76	76	76
ITALY	6130	6155	6170	6170	6170	6170
NETHERLANDS	2575	2694	2720	2740	2751	2751
UNITED KINGDOM	4676	5135	5625	5834	6109	6109
FINLAND	9095	9505	10065	10480	10920	11110
NORWAY	1913	1973	1935	1985	1985	2430
SWEDEN	8630	8940	9300	9470	9690	9795
AUSTRIA	3001	3072	3257	3503	3533	3533
GREECE	508	508	508	508	508	508
PORTUGAL	833	923	1013	1013	1053	1053
SPAIN	3534	3726	3966	4330	4894	5073
SWITZERLAND	1290	1330	1350	1360	1360	1360
YUGOSLAVIA	1320	1320	1320	1320	1320	1320
AUSTRALIA	1935	1966	1973	2012	2022	2031
NEW ZEALAND	823	823	854	879	899	899
USSR	11600	11850	12800	12800	12800	12800

NEWSPRINT (4.1)

	1988	1989	1990	1991	1992	1993
	TOTAL CAPACITY IN 1000 METRIC TONS PER YEAR					
SOUTH AFRICA	440	440	440	440	440	440
MADAGASCAR	1	1	1	1	1	1
NIGERIA	100	100	100	100	100	100
TANZANIA	17	12	17	19	20	20
ZAMBIA	4	5	6	7	7	7
ZIMBABWE	18	19	21	21	21	21
CANADA	10085	10350	11035	11565	11830	11830
UNITED STATES	5548	5716	6239	6457	6465	6465
ARGENTINA	225	249	249	249	249	249
BRAZIL	258	263	267	388	484	508
CHILE	184	180	188	203	210	210
CUBA	9	9	9	9	9	9
EL SALVADOR	14	14	14	14	14	14
MEXICO	420	420	420	480	520	520
PERU	110	110	110	110	110	110
VENEZUELA	0	0	0	0	200	200
CHINA	700	700	700	700	700	700
VIET-NAME	31	31	31	31	31	31
ISRAEL	2	2	2	2	2	2
JAPAN	3208	3431	3709	3784	3859	3936
BANGLADESH	38	38	38	38	38	38
INDIA	300	300	300	300	300	300
INDONESIA	180	180	180	230	230	230
IRAN	20	20	20	20	20	20
KOREA,REPUBLIC OF	386	429	566	566	566	566
MALAYSIA	0	37	88	150	150	150
PAKISTAN	47	53	59	66	66	66
PHILIPPINES	102	127	142	142	142	142
SRI LANKA	-	-	-	-	-	-
SYRIA	12	12	12	12	12	12
TURKEY	233	233	233	233	233	233
CZECHOSLOVAKIA	80	105	105	105	105	105
GERMAN DEMOCRATIC REP	165	165	165	165	165	165
POLAND	100	100	100	100	100	100
ROMANIA	133	133	133	133	133	133
BELGIUM - LUXEMBOURG	120	135	135	135	135	135
FRANCE	400	400	475	835	1018	1020
GERMANY,FEDERAL REP OF	985	1021	1055	1124	1144	1175
ITALY	245	245	245	245	245	245
NETHERLANDS	310	342	363	378	376	376
UNITED KINGDOM	558	638	803	871	1012	1012
FINLAND	1450	1365	1435	1470	1460	1460
NORWAY	1030	1090	1050	1100	1100	1300
SWEDEN	2260	2410	2550	2450	2455	2480
AUSTRIA	286	286	346	566	566	566
GREECE	50	50	50	50	50	50
SPAIN	180	185	251	258	416	429
SWITZERLAND	270	-	-	-	-	-
YUGOSLAVIA	140	140	140	140	140	140
AUSTRALIA	440	445	423	430	430	430
NEW ZEALAND	335	335	335	360	380	380
USSR	1900	1950	1950	1950	1950	1950

OTHER PRINTING AND WRITING PAPER (4.2)

	1988	1989	1990	1991	1992	1993
	TOTAL CAPACITY IN 1000 METRIC TONS PER YEAR					
SOUTH AFRICA	301	301	301	301	301	301
ANGOLA	*	*	*	*	*	*
EGYPT	112	112	112	112	112	112
ETHIOPIA	7	15	21	21	21	21
KENYA	35	37	37	37	37	37
MADAGASCAR	8	8	8	8	8	8
MOROCCO	32	32	32	32	32	32
MOZAMBIQUE	1	1	1	1	1	1
NIGERIA	64	94	124	124	124	124
TANZANIA	8	8	10	11	12	12
TUNISIA	24	26	27	27	27	27
UGANDA	6	6	6	6	6	6
ZAMBIA	2	2	2	2	2	2
ZIMBABWE	2	2	2	2	2	3
CANADA	3016	3566	4041	4261	4321	4321
UNITED STATES	20672	21493	22279	23353	23827	23872
ARGENTINA	260	260	260	260	260	260
BRAZIL	1498	1532	1614	1841	2126	2436
CHILE	81	81	83	85	85	85
COLOMBIA	135	139	163	207	239	262
CUBA	97	97	97	97	97	97
DOMINICAN REPUBLIC	5	5	5	5	5	5
EL SALVADOR	3	3	3	3	3	3
GUATEMALA	16	16	16	16	16	16
HONDURAS	5	5	5	5	5	5
MEXICO	617	635	642	648	649	649
PERU	66	93	93	93	93	93
VENEZUELA	110	110	110	110	110	110
CHINA	3500	3500	3500	3500	3500	3500
KAMPUCHEA, DEMOCRATIC	3	3	3	3	3	3
KOREA DEM PEOPLES REP	30	30	30	30	30	30
VIET-NAME	79	79	79	79	79	79
ISRAEL	72	67	71	75	75	75
JAPAN	7986	8720	9375	9665	9803	9944
BANGLADESH	62	62	62	62	62	62
BURMA	17	17	17	17	17	17
INDIA	840	840	840	840	840	840
INDONESIA	490	490	590	590	590	590
IRAN	90	90	90	90	90	90
IRAQ	41	41	41	41	41	41
KOREA, REPUBLIC OF	832	931	988	988	988	988
MALAYSIA	87	121	137	159	159	159
NEPAL	4	4	4	1	1	1
PAKISTAN	139	156	175	195	195	195
PHILIPPINES	92	101	101	101	101	101
SRI LANKA	*	*	*	*	*	*
SYRIA	12	12	12	12	12	12
THAILAND	192	192	209	258	291	291
TURKEY	104	104	104	104	104	104
ALBANIA	7	7	7	7	7	7
BULGARIA	108	118	141	141	141	141
CZECHOSLOVAKIA	267	267	282	382	382	382
GERMAN DEMOCRATIC REP	335	335	335	335	335	335
HUNGARY	181	191	191	191	191	191
POLAND	360	350	340	340	370	370
ROMANIA	190	190	190	190	190	190
BELGIUM - LUXEMBOURG	637	657	685	687	687	687
DENMARK	135	140	142	143	148	148
FRANCE	2570	2715	2800	3110	3160	3180
GERMANY, FEDERAL REP OF	4698	4960	5174	5488	5742	5850
IRELAND	18	18	18	18	18	18
ITALY	2225	2250	2265	2265	2265	2265
NETHERLANDS	748	803	808	813	826	826
UNITED KINGDOM	1373	1545	1675	1756	1827	1827
FINLAND	4620	5080	5445	5715	6035	6205
NORWAY	375	375	375	375	375	620
SWEDEN	1725	1845	1930	2085	2260	2360
AUSTRIA	1386	1411	1536	1562	1592	1592
GREECE	143	143	143	143	143	143
PORTUGAL	170	238	328	328	328	328
SPAIN	865	896	967	1021	1327	1387
SWITZERLAND	330	*	*	*	*	*
YUGOSLAVIA	327	327	327	327	327	327
AUSTRALIA	354	354	356	364	369	373
NEW ZEALAND	48	48	48	48	48	48
USSR	1400	1400	1500	1500	1500	1500

COATED PRINTING AND WRITING PAPER (4.21)

	1988	1989	1990	1991	1992	1993
	TOTAL CAPACITY IN 1000 METRIC TONS PER YEAR					
SOUTH AFRICA	46	46	46	46	46	46
EGYPT	10	10	10	10	10	10
NIGERIA	60	60	60	60	60	60
TUNISIA	2	2	3	3	3	3
ZIMBABWE	1	1	1	1	1	2
CANADA	495	535	685	735	785	785
UNITED STATES	7105	7447	7873	8300	8397	8397
ARGENTINA	50	50	50	50	50	50
BRAZIL	120	120	122	122	132	132
CHILE	10	10	10	10	10	10
COLOMBIA	-	-	-	-	-	-
MEXICO	-	-	-	-	-	-
PERU	5	5	5	5	5	5
VENEZUELA	-	-	-	-	-	-
CHINA	200	200	200	200	200	200
KOREA DEM PEOPLES REP	-	-	-	-	-	-
ISRAEL	7	7	7	7	7	7
JAPAN	3150	3471	3698	3773	3793	3814
BANGLADESH	10	10	10	10	10	10
INDIA	40	40	40	40	40	40
INDONESIA	100	100	100	100	100	100
KOREA, REPUBLIC OF	316	363	385	385	385	385
MALAYSIA	0	9	12	17	17	17
SRI LANKA	-	-	-	-	-	-
THAILAND	48	48	52	65	73	73
TURKEY	20	20	20	20	20	20
ALBANIA	-	-	-	-	-	-
BULGARIA	36	36	36	36	36	36
CZECHOSLOVAKIA	32	32	47	47	47	47
GERMAN DEMOCRATIC REP	-	-	-	-	-	-
HUNGARY	21	26	26	26	26	26
POLAND	-	-	-	-	-	-
ROMANIA	6	6	6	6	6	6
BELGIUM - LUXEMBOURG	387	404	412	414	414	414
DENMARK	57	59	61	61	65	65
FRANCE	1167	1271	1320	1472	1504	1510
GERMANY, FEDERAL REP OF	2098	2259	2385	2478	2612	2664
ITALY	1320	1340	1350	1350	1350	1350
NETHERLANDS	384	384	384	384	384	384
UNITED KINGDOM	515	618	736	787	830	830
FINLAND	1685	1925	2255	2455	2690	2755
NORWAY	5	5	5	5	5	250
SWEDEN	505	565	605	760	830	855
AUSTRIA	640	655	780	780	780	780
GREECE	45	45	45	45	45	45
PORTUGAL	18	18	18	18	18	18
SPAIN	365	376	421	434	722	744
SWITZERLAND	155	-	-	-	-	-
YUGOSLAVIA	-	-	-	-	-	-
AUSTRALIA	39	43	45	46	46	47
NEW ZEALAND	1	1	1	1	1	1
USSR	-	-	-	-	-	-

COATED WOOD CONTAINING PRINT&WRITING PAPER, (4.211)

	1988	1989	1990	1991	1992	1993
	TOTAL CAPACITY IN 1000 METRIC TONS PER YEAR					
NIGERIA	-	-	-	-	-	-
TUNISIA	-	-	-	-	-	-
CANADA	350	390	520	555	585	585
UNITED STATES	3970	4062	4227	4267	4271	4271
ARGENTINA	35	35	35	35	35	35
CHILE	2	2	2	2	2	2
COLOMBIA	-	-	-	-	-	-
MEXICO	-	-	-	-	-	-
PERU	-	-	-	-	-	-
VENEZUELA	-	-	-	-	-	-
CHINA	100	100	100	100	100	100
KOREA DEM PEOPLES REP	-	-	-	-	-	-
JAPAN	-	-	-	-	-	-
MALAYSIA	0	-	-	-	-	-
SRI LANKA	-	-	-	-	-	-
ALBANIA	-	-	-	-	-	-
BULGARIA	30	30	30	30	30	30
CZECHOSLOVAKIA	16	16	16	16	16	16
GERMAN DEMOCRATIC REP	-	-	-	-	-	-
POLAND	-	-	-	-	-	-
BELGIUM - LUXEMBOURG	284	311	319	321	321	321
FRANCE	665	700	748	880	910	910
GERMANY,FEDERAL REP OF	1452	1590	1655	1674	1745	1780
ITALY	-	-	-	-	-	-
NETHERLANDS	-	-	-	-	-	-
UNITED KINGDOM	1	70	158	181	201	201
FINLAND	1410	1635	1945	2080	2150	2170
NORWAY	5	5	5	5	5	250
SWEDEN	100	100	105	225	270	270
AUSTRIA	-	-	160	160	160	160
GREECE	45	45	45	45	45	45
SPAIN	-	-	-	-	-	-
SWITZERLAND	90	-	-	-	-	-
YUGOSLAVIA	-	-	-	-	-	-
AUSTRALIA	16	13	15	16	16	17
USSR	-	-	-	-	-	-

COATED WOODFREE PRINTING & WRITING PAPER (4.212)

	1988	1989	1990	1991	1992	1993
	TOTAL CAPACITY IN 1000 METRIC TONS PER YEAR					
SOUTH AFRICA	46	46	46	46	46	46
EGYPT	10	10	10	10	10	10
NIGERIA	.	.	.	.	.	.
TUNISIA	.	.	.	.	.	.
ZIMBABWE	1	1	1	1	1	2
CANADA	145	145	165	180	200	200
UNITED STATES	3135	3385	3646	4033	4126	4126
ARGENTINA	15	15	15	15	15	15
BRAZIL	120	120	122	122	132	132
CHILE	8	8	8	8	8	8
COLOMBIA	.	.	.	.	.	.
MEXICO	.	.	.	.	.	.
PERU	.	.	.	.	.	.
VENEZUELA	.	.	.	.	.	.
CHINA	100	100	100	100	100	100
KOREA DEM PEOPLES REP	.	.	.	.	.	.
ISRAEL	7	7	7	7	7	7
JAPAN	.	.	.	.	.	.
BANGLADESH	10	10	10	10	10	10
INDIA	40	40	40	40	40	40
INDONESIA	100	100	100	100	100	100
KOREA, REPUBLIC OF	316	363	385	385	385	385
MALAYSIA	0	.	.	.	.	.
SRI LANKA	.	.	.	.	.	.
THAILAND	48	48	52	65	73	73
TURKEY	20	20	20	20	20	20
ALBANIA	.	.	.	.	.	.
BULGARIA	6	6	6	6	6	6
CZECHOSLOVAKIA	16	16	31	31	31	31
GERMAN DEMOCRATIC REP	.	.	.	.	.	.
HUNGARY	21	26	26	26	26	26
POLAND	.	.	.	.	.	.
ROMANIA	6	6	6	6	6	6
BELGIUM - LUXEMBOURG	103	93	93	93	93	93
DENMARK	57	59	61	61	65	65
FRANCE	502	571	572	592	594	600
GERMANY, FEDERAL REP OF	646	669	730	804	867	884
ITALY	.	.	.	.	.	.
NETHERLANDS	.	.	.	.	.	.
UNITED KINGDOM	514	548	578	606	629	629
FINLAND	275	290	310	375	540	585
SWEDEN	405	465	500	535	560	585
AUSTRIA	.	.	620	620	620	620
PORTUGAL	18	18	18	18	18	18
SPAIN	.	.	.	.	.	.
SWITZERLAND	65	.	.	.	.	.
YUGOSLAVIA	.	.	.	.	.	.
AUSTRALIA	23	30	30	30	30	30
NEW ZEALAND	1	1	1	1	1	1
USSR	.	.	.	.	.	.

UNCOATED PRINTING AND WRITING PAPER (4.22)

	1988	1989	1990	1991	1992	1993
	TOTAL CAPACITY IN 1000 METRIC TONS PER YEAR					
SOUTH AFRICA	255	255	255	255	255	255
ANGOLA	-	-	-	-	-	-
EGYPT	102	102	102	102	102	102
ETHIOPIA	7	15	21	21	21	21
KENYA	35	37	37	37	37	37
MADAGASCAR	8	8	8	8	8	8
MOROCCO	32	32	32	32	32	32
MOZAMBIQUE	1	1	1	1	1	1
NIGERIA	4	34	64	64	64	64
TANZANIA	8	8	10	11	12	12
TUNISIA	22	24	24	24	24	24
UGANDA	6	6	6	6	6	6
ZAMBIA	2	2	2	2	2	2
ZIMBABWE	1	1	1	1	1	1
CANADA	2521	3031	3356	3526	3536	3536
UNITED STATES	13567	14046	14406	15053	15430	15475
ARGENTINA	210	210	210	210	210	210
BRAZIL	1378	1412	1492	1719	1994	2304
CHILE	71	71	73	75	75	75
COLOMBIA	-	-	-	-	-	-
CUBA	97	97	97	97	97	97
DOMINICAN REPUBLIC	5	5	5	5	5	5
GUATEMALA	16	16	16	16	16	16
HONDURAS	5	5	5	5	5	5
MEXICO	-	-	-	-	-	-
PERU	61	88	88	88	88	88
VENEZUELA	-	-	-	-	-	-
CHINA	3300	3300	3300	3300	3300	3300
KAMPUCHEA, DEMOCRATIC	3	3	3	3	3	3
KOREA DEM PEOPLES REP	-	-	-	-	-	-
VIET-NAME	79	79	79	79	79	79
ISRAEL	65	60	64	68	68	68
JAPAN	4836	5249	5677	5892	6010	6130
BANGLADESH	52	52	52	52	52	52
BURMA	17	17	17	17	17	17
INDIA	800	800	800	800	800	800
INDONESIA	390	390	490	490	490	490
IRAN	90	90	90	90	90	90
IRAQ	41	41	41	41	41	41
KOREA, REPUBLIC OF	516	568	603	603	603	603
MALAYSIA	87	112	125	142	142	142
NEPAL	4	4	4	1	1	1
PAKISTAN	139	156	175	195	195	195
PHILIPPINES	92	101	101	101	101	101
SRI LANKA	-	-	-	-	-	-
SYRIA	12	12	12	12	12	12
THAILAND	144	144	157	193	218	218
TURKEY	84	84	84	84	84	84
ALBANIA	-	-	-	-	-	-
BULGARIA	72	82	105	105	105	105
CZECHOSLOVAKIA	235	235	235	335	335	335
GERMAN DEMOCRATIC REP	-	-	-	-	-	-
HUNGARY	160	165	165	165	165	165
POLAND	-	-	-	-	-	-
ROMANIA	184	184	184	184	184	184
BELGIUM - LUXEMBOURG	250	253	273	273	273	273
DENMARK	78	81	81	82	83	83
FRANCE	1403	1444	1480	1638	1656	1670
GERMANY, FEDERAL REP OF	2600	2701	2789	3010	3130	3186
IRELAND	18	18	18	18	18	18
ITALY	905	910	915	915	915	915
NETHERLANDS	354	419	424	429	442	442
UNITED KINGDOM	858	927	939	969	997	997
FINLAND	2935	3155	3190	3260	3345	3450
NORWAY	370	370	370	370	370	370
SWEDEN	1220	1280	1325	1325	1430	1505
AUSTRIA	746	756	756	782	812	812
GREECE	98	98	98	98	98	98
PORTUGAL	152	220	310	310	310	310
SPAIN	500	520	546	587	605	643
SWITZERLAND	175	-	-	-	-	-
YUGOSLAVIA	-	-	-	-	-	-
AUSTRALIA	315	311	311	318	323	326
NEW ZEALAND	47	47	47	47	47	47
USSR	-	-	-	-	-	-

UNCOATED WOOD CONTAINING PRINT&WRIT PAPER (4.221)

	1988	1989	1990	1991	1992	1993
	TOTAL CAPACITY IN 1000 METRIC TONS PER YEAR					
SOUTH AFRICA	55	55	55	55	55	55
ETHIOPIA	2	2	3	3	3	3
MADAGASCAR	5	5	5	5	5	5
TANZANIA	0	5	6	7	7	7
CANADA	1495	1709	1839	1982	1999	1999
UNITED STATES	1539	1598	1601	1701	1780	1780
ARGENTINA	35	35	35	35	35	35
CHILE	20	20	22	24	24	24
COLOMBIA	-	-	-	-	-	-
GUATEMALA	-	-	-	-	-	-
HONDURAS	5	5	5	5	5	5
MEXICO	-	-	-	-	-	-
PERU	-	-	-	-	-	-
VENEZUELA	-	-	-	-	-	-
CHINA	900	900	900	900	900	900
KOREA DEM PEOPLES REP	-	-	-	-	-	-
ISRAEL	5	5	5	5	5	5
JAPAN	2343	2434	2491	2541	2592	2644
BANGLADESH	10	10	10	10	10	10
IRAQ	-	-	-	-	-	-
KOREA,REPUBLIC OF	-	-	-	-	-	-
MALAYSIA	-	-	-	-	-	-
PAKISTAN	139	156	175	195	195	195
SRI LANKA	-	-	-	-	-	-
SYRIA	-	-	-	-	-	-
TURKEY	56	56	56	56	56	56
ALBANIA	-	-	-	-	-	-
BULGARIA	12	12	32	32	32	32
CZECHOSLOVAKIA	90	90	90	90	90	90
GERMAN DEMOCRATIC REP	-	-	-	-	-	-
HUNGARY	70	75	75	75	75	75
POLAND	-	-	-	-	-	-
ROMANIA	50	50	50	50	50	50
BELGIUM - LUXEMBOURG	205	205	225	225	225	225
DENMARK	1	1	1	1	1	1
FRANCE	220	223	230	245	245	250
GERMANY,FEDERAL REP OF	1140	1162	1189	1381	1461	1490
IRELAND	-	-	-	-	-	-
ITALY	-	-	-	-	-	-
NETHERLANDS	35	60	65	70	83	83
UNITED KINGDOM	22	40	25	26	26	26
FINLAND	1875	1905	1925	1935	2000	2085
NORWAY	295	295	295	295	295	295
SWEDEN	420	420	430	430	430	430
AUSTRIA	399	409	409	435	465	465
GREECE	98	98	98	98	98	98
SPAIN	-	-	-	-	-	-
SWITZERLAND	50	-	-	-	-	-
YUGOSLAVIA	-	-	-	-	-	-
AUSTRALIA	49	51	50	52	54	54
USSR	-	-	-	-	-	-

UNCOATED WOODFREE PRINTING & WRIT PAPER (4.222)

	1988	1989	1990	1991	1992	1993
	TOTAL CAPACITY IN 1000 METRIC TONS PER YEAR					
SOUTH AFRICA	200	200	200	200	200	200
ANGOLA	*	*	*	*	*	*
EGYPT	102	102	102	102	102	102
ETHIOPIA	5	13	18	18	18	18
KENYA	35	37	37	37	37	37
MADAGASCAR	3	3	3	3	3	3
MOROCCO	32	32	32	32	32	32
MOZAMBIQUE	1	1	1	1	1	1
NIGERIA	4	34	64	64	64	64
TANZANIA	8	3	4	4	5	5
TUNISIA	22	24	24	24	24	24
UGANDA	6	6	6	6	6	6
ZAMBIA	2	2	2	2	2	2
ZIMBABWE	1	1	1	1	1	1
CANADA	1026	1322	1517	1544	1537	1537
UNITED STATES	12028	12448	12805	13352	13650	13695
ARGENTINA	175	175	175	175	175	175
BRAZIL	1378	1412	1492	1719	1994	2304
CHILE	51	51	51	51	51	51
COLOMBIA	*	*	*	*	*	*
CUBA	97	97	97	97	97	97
DOMINICAN REPUBLIC	5	5	5	5	5	5
GUATEMALA	*	*	*	*	*	*
MEXICO	*	*	*	*	*	*
PERU	*	*	*	*	*	*
VENEZUELA	*	*	*	*	*	*
CHINA	2400	2400	2400	2400	2400	2400
KAMPUCHEA, DEMOCRATIC	3	3	3	3	3	3
KOREA DEM PEOPLES REP	*	*	*	*	*	*
ISRAEL	60	55	59	63	63	63
JAPAN	2493	2815	3186	3351	3418	3486
BANGLADESH	42	42	42	42	42	42
BURMA	17	17	17	17	17	17
INDIA	800	800	800	800	800	800
INDONESIA	390	390	490	490	490	490
IRAN	90	90	90	90	90	90
IRAQ	*	*	*	*	*	*
KOREA, REPUBLIC OF	*	*	*	*	*	*
MALAYSIA	*	*	*	*	*	*
NEPAL	4	4	4	1	1	1
PHILIPPINES	92	101	101	101	101	101
SRI LANKA	*	*	*	*	*	*
SYRIA	*	*	*	*	*	*
THAILAND	144	144	157	193	218	218
TURKEY	28	28	28	28	28	28
ALBANIA	*	*	*	*	*	*
BULGARIA	60	70	73	73	73	73
CZECHOSLOVAKIA	145	145	145	245	245	245
GERMAN DEMOCRATIC REP	*	*	*	*	*	*
HUNGARY	90	90	90	90	90	90
POLAND	*	*	*	*	*	*
ROMANIA	134	134	134	134	134	134
BELGIUM - LUXEMBOURG	45	48	48	48	48	48
DENMARK	77	80	80	81	82	82
FRANCE	1183	1221	1250	1393	1411	1420
GERMANY, FEDERAL REP OF	1460	1539	1600	1629	1669	1696
IRELAND	*	*	*	*	*	*
ITALY	*	*	*	*	*	*
NETHERLANDS	329	359	359	359	359	359
UNITED KINGDOM	836	887	914	943	971	971
FINLAND	1060	1250	1265	1325	1345	1365
NORWAY	75	75	75	75	75	75
SWEDEN	800	860	895	895	1000	1075
AUSTRIA	347	347	347	347	347	347
PORTUGAL	152	220	310	310	310	310
SPAIN	*	*	*	*	*	*
SWITZERLAND	125	*	*	*	*	*
YUGOSLAVIA	*	*	*	*	*	*
AUSTRALIA	266	260	261	266	269	272
NEW ZEALAND	47	47	47	47	47	47
USSR	*	*	*	*	*	*

OTHER PAPER AND PAPERBOARD (4.3)

	1988	1989	1990	1991	1992	1993
	TOTAL CAPACITY IN 1000 METRIC TONS PER YEAR					
SOUTH AFRICA	1115	1130	1130	1130	1130	1130
ALGERIA	98	85	85	85	85	85
ANGOLA	*	*	*	*	*	*
CAMEROON	5	5	5	5	5	5
EGYPT	129	129	129	129	129	129
ETHIOPIA	3	10	10	10	10	10
KENYA	58	58	58	58	58	58
LIBYA	5	5	5	5	5	5
MADAGASCAR	5	5	5	5	5	5
MOROCCO	85	85	85	85	85	85
MOZAMBIQUE	9	9	9	9	9	9
NIGERIA	61	61	61	61	61	61
SUDAN	8	8	8	8	8	8
TANZANIA	27	22	26	31	32	32
TUNISIA	46	53	59	63	63	63
UGANDA	1	1	1	1	1	1
ZAIRE	2	2	2	2	2	2
ZAMBIA	6	6	6	6	6	6
ZIMBABWE	59	59	59	59	59	94
CANADA	3927	4020	4327	4443	4489	4489
UNITED STATES	47499	48551	49842	51530	51935	51935
ARGENTINA	683	685	685	685	685	685
BOLIVIA	4	4	4	4	4	4
BRAZIL	3690	3738	3901	4186	4444	4568
CHILE	220	220	233	233	233	233
COLOMBIA	434	439	454	478	482	497
COSTA RICA	19	19	19	19	19	19
CUBA	152	152	152	152	152	152
DOMINICAN REPUBLIC	59	59	59	59	59	59
ECUADOR	74	74	77	77	77	77
EL SALVADOR	39	39	39	39	39	39
GUATEMALA	30	30	30	30	30	30
HONDURAS	9	9	9	9	9	9
JAMAICA	7	7	7	12	14	14
MEXICO	2407	2558	2666	2696	2703	2703
PANAMA	26	26	26	26	26	26
PARAGUAY	15	15	15	15	15	15
PERU	185	189	194	194	194	194
URUGUAY	27	27	27	27	30	30
VENEZUELA	675	675	675	675	675	675
CHINA	9150	9150	9150	9150	9150	9150
KAMPUCHEA,DEMOCRATIC	2	2	2	2	2	2
KOREA DEM PEOPLES REP	110	110	110	110	110	110
VIET-NAME	27	27	27	27	27	27
ISRAEL	111	126	137	138	138	138
JAPAN	15949	16383	16721	17031	17352	17674
BANGLADESH	8	8	8	8	8	8
BURMA	9	9	9	9	11	11
HONG KONG	53	53	53	53	53	53
INDIA	900	900	900	900	900	900
INDONESIA	566	714	724	788	788	788
IRAN	259	259	259	259	259	259
IRAQ	81	81	81	81	81	81
JORDAN	16	17	17	17	17	17
KOREA,REPUBLIC OF	2894	3339	3405	3405	3405	3405
LEBANON	45	45	45	45	45	45
MALAYSIA	77	105	105	105	105	105
NEPAL	1	1	1	1	1	1
PAKISTAN	176	171	146	118	118	118
PHILIPPINES	312	336	336	336	336	336
SINGAPORE	47	47	47	47	47	47
SRI LANKA	*	*	*	*	*	*
SYRIA	36	36	36	36	36	36
THAILAND	593	697	791	1344	1740	1740
TURKEY	540	540	540	540	540	540
ALBANIA	8	8	8	8	8	8
BULGARIA	492	507	532	532	532	532
CZECHOSLOVAKIA	1017	1029	1138	1138	1138	1138
GERMAN DEMOCRATIC REP	1130	1130	1130	1130	1130	1130
HUNGARY	354	354	354	354	354	354
POLAND	1100	1150	1230	1250	1270	1300
ROMANIA	736	736	736	736	736	736
BELGIUM - LUXEMBOURG	345	364	364	372	372	372
DENMARK	225	230	259	267	276	276
FRANCE	3580	3745	3911	4031	4131	4185
GERMANY,FEDERAL REP OF	5721	5965	6147	6570	6719	6850
IRELAND	58	58	58	58	58	58
ITALY	3660	3660	3660	3660	3660	3660
NETHERLANDS	1517	1549	1549	1549	1549	1549
UNITED KINGDOM	2745	2952	3147	3207	3270	3270
FINLAND	3025	3060	3185	3295	3425	3445
NORWAY	508	508	510	510	510	510
SWEDEN	4645	4685	4820	4935	4975	4955
AUSTRIA	1329	1375	1375	1375	1375	1375
GREECE	315	315	315	315	315	315
PORTUGAL	663	685	685	685	725	725
SPAIN	2489	2645	2748	3051	3151	3257
SWITZERLAND	690	*	*	*	*	*
YUGOSLAVIA	853	853	853	853	853	853
AUSTRALIA	1141	1167	1194	1218	1223	1228
NEW ZEALAND	440	440	471	471	471	471
USSR	8300	8500	9350	9350	9350	9350

HOUSEHOLD AND SANITARY PAPER (4.31)

	1988	1989	1990	1991	1992	1993
	TOTAL CAPACITY IN 1000 METRIC TONS PER YEAR					
SOUTH AFRICA	107	107	107	107	107	107
ANGOLA	-	-	-	-	-	-
EGYPT	5	5	5	5	5	5
KENYA	4	4	4	4	4	4
MADAGASCAR	1	1	1	1	1	1
MOROCCO	4	4	4	4	4	4
TUNISIA	3	3	3	3	3	3
ZAMBIA	2	2	2	2	2	2
ZIMBABWE	4	4	4	4	4	4
CANADA	497	524	571	586	599	599
UNITED STATES	5104	5223	5394	5530	5538	5538
ARGENTINA	65	65	65	65	65	65
BRAZIL	384	405	411	471	517	528
CHILE	55	55	67	67	67	67
COLOMBIA	87	91	94	100	101	101
COSTA RICA	18	18	18	18	18	18
CUBA	16	16	16	16	16	16
ECUADOR	22	22	25	25	25	25
EL SALVADOR	3	3	3	3	3	3
GUATEMALA	4	4	4	4	4	4
HONDURAS	4	4	4	4	4	4
JAMAICA	7	7	7	12	14	14
MEXICO	441	445	445	445	445	445
PANAMA	13	13	13	13	13	13
PARAGUAY	4	4	4	4	4	4
PERU	32	36	41	41	41	41
VENEZUELA	178	178	178	178	178	178
CHINA	70	70	70	70	70	70
KOREA DEM PEOPLES REP	-	-	-	-	-	-
ISRAEL	34	40	49	49	49	49
JAPAN	1390	1441	1492	1522	1553	1584
HONG KONG	1	1	1	1	1	1
INDIA	10	10	10	10	10	10
INDONESIA	16	16	26	26	26	26
IRAN	9	9	9	9	9	9
IRAQ	5	5	5	5	5	5
JORDAN	8	7	7	7	7	7
KOREA, REPUBLIC OF	148	183	205	205	205	205
LEBANON	2	2	2	2	2	2
MALAYSIA	21	41	41	41	41	41
PHILIPPINES	24	24	24	24	24	24
SINGAPORE	5	5	5	5	5	5
SRI LANKA	-	-	-	-	-	-
THAILAND	37	50	82	82	82	82
TURKEY	20	20	20	20	20	20
BULGARIA	28	28	28	28	28	28
CZECHOSLOVAKIA	64	64	73	73	73	73
HUNGARY	27	27	27	27	27	27
POLAND	113	113	135	135	160	165
ROMANIA	25	25	25	25	25	25
BELGIUM - LUXEMBOURG	108	123	123	128	128	128
DENMARK	17	17	17	17	17	17
FRANCE	310	310	330	380	420	430
GERMANY, FEDERAL REP OF	803	825	847	866	869	885
ITALY	360	360	360	360	360	360
NETHERLANDS	173	173	173	173	173	173
UNITED KINGDOM	468	486	523	533	542	542
FINLAND	175	175	185	185	190	190
NORWAY	48	48	50	50	50	50
SWEDEN	315	315	315	335	345	350
AUSTRIA	118	118	118	118	118	118
GREECE	128	128	128	128	128	128
PORTUGAL	76	76	76	76	76	76
SPAIN	230	237	259	317	326	336
SWITZERLAND	95	-	-	-	-	-
YUGOSLAVIA	71	71	71	71	71	71
AUSTRALIA	121	147	174	198	203	208
NEW ZEALAND	51	51	61	61	61	61
USSR	200	250	370	370	370	370

WRAPPING AND PACKAGING PAPER AND BOARD (4.32)

	1988	1989	1990	1991	1992	1993
	TOTAL CAPACITY IN 1000 METRIC TONS PER YEAR					
SOUTH AFRICA	972	987	987	987	987	987
ALGERIA	88	85	85	85	85	85
ANGOLA	-	-	-	-	-	-
CAMEROON	5	5	5	5	5	5
EGYPT	96	96	96	96	96	96
ETHIOPIA	3	10	10	10	10	10
KENYA	54	54	54	54	54	54
LIBYA	5	5	5	5	5	5
MADAGASCAR	4	4	4	4	4	4
MOROCCO	75	75	75	75	75	75
MOZAMBIQUE	8	8	8	8	8	8
NIGERIA	61	61	61	61	61	61
SUDAN	8	8	8	8	8	8
TANZANIA	27	22	26	31	32	32
TUNISIA	43	50	56	60	60	60
UGANDA	1	1	1	1	1	1
ZAIRE	2	2	2	2	2	2
ZAMBIA	4	4	4	4	4	4
ZIMBABWE	54	53	53	53	53	88
CANADA	3384	3446	3706	3807	3840	3840
UNITED STATES	38464	39377	40445	41934	42328	42328
ARGENTINA	563	563	563	563	563	563
BOLIVIA	4	4	4	4	4	4
BRAZIL	3018	3045	3202	3427	3639	3752
CHILE	160	160	161	161	161	161
COLOMBIA	297	300	312	331	334	349
COSTA RICA	1	1	1	1	1	1
CUBA	126	126	126	126	126	126
DOMINICAN REPUBLIC	55	55	55	55	55	55
ECUADOR	52	52	52	52	52	52
EL SALVADOR	19	19	19	19	19	19
GUATEMALA	18	18	18	18	18	18
HONDURAS	5	5	5	5	5	5
MEXICO	1895	2042	2150	2180	2187	2187
PANAMA	13	13	13	13	13	13
PARAGUAY	11	11	11	11	11	11
PERU	149	149	149	149	149	149
URUGUAY	23	23	23	23	25	25
VENEZUELA	484	484	484	484	484	484
CHINA	4950	4950	4950	4950	4950	4950
KAMPUCHEA, DEMOCRATIC	2	2	2	2	2	2
KOREA DEM PEOPLES REP	-	-	-	-	-	-
VIET-NAME	27	27	27	27	27	27
ISRAEL	72	81	83	84	84	84
JAPAN	11461	11696	11915	12129	12351	12573
BANGLADESH	5	5	5	5	5	5
BURMA	9	9	9	9	11	11
HONG KONG	52	52	52	52	52	52
INDIA	890	890	890	890	890	890
INDONESIA	537	682	682	742	742	742
IRAN	250	250	250	250	250	250
IRAQ	76	76	76	76	76	76
JORDAN	7	8	8	8	8	8
KOREA, REPUBLIC OF	2570	2975	3018	3018	3018	3018
LEBANON	43	43	43	43	43	43
MALAYSIA	40	48	48	48	48	48
NEPAL	1	1	1	1	1	1
PAKISTAN	99	99	99	99	99	99
PHILIPPINES	265	289	289	289	289	289
SINGAPORE	42	42	42	42	42	42
SRI LANKA	-	-	-	-	-	-
SYRIA	36	36	36	36	36	36
THAILAND	556	647	709	1262	1658	1658
TURKEY	515	515	515	515	515	515
ALBANIA	8	8	8	8	8	8
BULGARIA	418	433	458	458	458	458
CZECHOSLOVAKIA	788	800	900	900	900	900
GERMAN DEMOCRATIC REP	1130	1130	1130	1130	1130	1130
HUNGARY	313	313	313	313	313	313
POLAND	-	-	-	-	-	-
ROMANIA	656	656	656	656	656	656
BELGIUM - LUXEMBOURG	198	200	200	201	201	201
DENMARK	208	213	242	250	259	259
FRANCE	2970	3120	3251	3311	3361	3395
GERMANY, FEDERAL REP OF	4258	4455	4615	5019	5167	5265
IRELAND	56	56	56	56	56	56
ITALY	2900	2900	2900	2900	2900	2900
NETHERLANDS	1280	1311	1311	1311	1311	1311
UNITED KINGDOM	1899	2064	2205	2244	2289	2289
FINLAND	2505	2515	2625	2730	2850	2870
NORWAY	410	410	410	410	410	410
SWEDEN	4050	4095	4225	4310	4330	4290
AUSTRIA	1146	1179	1179	1179	1179	1179
GREECE	159	159	159	159	159	159
PORTUGAL	573	595	595	595	635	635
SPAIN	2139	2284	2362	2603	2690	2782
SWITZERLAND	300	-	-	-	-	-
YUGOSLAVIA	631	631	631	631	631	631
AUSTRALIA	985	985	985	985	985	985
NEW ZEALAND	329	329	360	360	360	360
USSR	6100	6250	6980	6980	6980	6980

LINERBOARD (4.321)

	1988	1989	1990	1991	1992	1993
	TOTAL CAPACITY IN 1000 METRIC TONS PER YEAR					
SOUTH AFRICA	458	465	465	465	465	465
ALGERIA	26	26	26	26	26	26
CAMEROON	-	-	-	-	-	-
EGYPT	10	10	10	10	10	10
ETHIOPIA	1	4	4	4	4	4
KENYA	11	11	11	11	11	11
MADAGASCAR	1	1	1	1	1	1
MOROCCO	15	15	15	15	15	15
MOZAMBIQUE	1	1	1	1	1	1
NIGERIA	35	35	35	35	35	35
TANZANIA	12	6	7	8	9	9
TUNISIA	12	14	16	18	18	18
ZAMBIA	1	1	1	1	1	1
ZIMBABWE	12	13	13	13	13	18
CANADA	1318	1335	1450	1458	1463	1463
UNITED STATES	17548	18004	18681	19602	19876	19876
ARGENTINA	149	149	149	149	149	149
BRAZIL	958	973	1088	1225	1278	1293
CHILE	52	52	52	52	52	52
COLOMBIA	-	-	-	-	-	-
CUBA	30	30	30	30	30	30
DOMINICAN REPUBLIC	20	20	20	20	20	20
MEXICO	1183	1283	1360	1387	1393	1393
PANAMA	6	6	6	6	6	6
PARAGUAY	3	3	3	3	3	3
PERU	32	32	32	32	32	32
URUGUAY	12	12	12	12	12	12
VENEZUELA	131	131	131	131	131	131
CHINA	900	900	900	900	900	900
KOREA DEM PEOPLES REP	-	-	-	-	-	-
ISRAEL	7	11	11	11	11	11
JAPAN	4935	5034	5134	5237	5342	5449
BANGLADESH	2	2	2	2	2	2
BURMA	0	0	0	0	2	2
INDIA	80	80	80	80	80	80
INDONESIA	130	150	150	210	210	210
IRAN	60	60	60	60	60	60
IRAQ	15	15	15	15	15	15
KOREA, REPUBLIC OF	980	1192	1196	1196	1196	1196
MALAYSIA	12	20	20	20	20	20
NEPAL	-	-	-	-	-	-
PHILIPPINES	83	92	92	92	92	92
SINGAPORE	3	3	3	3	3	3
SRI LANKA	-	-	-	-	-	-
SYRIA	8	8	8	8	8	8
THAILAND	182	199	223	362	530	530
TURKEY	70	70	70	70	70	70
BULGARIA	95	95	100	100	100	100
CZECHOSLOVAKIA	75	112	157	157	157	157
GERMAN DEMOCRATIC REP	-	-	-	-	-	-
HUNGARY	18	18	18	18	18	18
POLAND	-	-	-	-	-	-
ROMANIA	100	100	100	100	100	100
BELGIUM - LUXEMBOURG	67	67	67	67	67	67
DENMARK	35	36	38	40	42	42
FRANCE	1260	1345	1440	1460	1470	1490
GERMANY, FEDERAL REP OF	841	887	945	1119	1127	1150
IRELAND	3	3	3	3	3	3
ITALY	540	540	540	540	540	540
NETHERLANDS	180	197	197	197	197	197
UNITED KINGDOM	375	431	504	513	518	518
FINLAND	350	340	340	360	370	380
NORWAY	20	20	20	20	20	20
SWEDEN	1445	1435	1450	1500	1485	1415
AUSTRIA	160	160	160	160	160	160
GREECE	15	15	15	15	15	15
PORTUGAL	265	285	285	285	325	325
SPAIN	757	780	804	987	1017	1047
SWITZERLAND	290	-	-	-	-	-
YUGOSLAVIA	-	-	-	-	-	-
AUSTRALIA	300	300	300	300	300	300
NEW ZEALAND	117	117	117	117	117	117
USSR	1820	1820	1820	1820	1820	1820

KRAFT LINER (4.3211)

	1988	1989	1990	1991	1992	1993
	TOTAL CAPACITY IN 1000 METRIC TONS PER YEAR					
SOUTH AFRICA	362	369	369	369	369	369
KENYA	11	11	11	11	11	11
NIGERIA	35	35	35	35	35	35
TANZANIA	12	6	7	8	9	9
TUNISIA	12	14	16	18	18	18
ZAMBIA	1	1	1	1	1	1
ZIMBABWE	12	13	13	13	13	18
CANADA	974	974	1078	1087	1092	1092
UNITED STATES	17037	17465	18123	19023	19285	19285
ARGENTINA	54	54	54	54	54	54
BRAZIL	776	791	906	1043	1096	1111
CHILE	50	50	50	50	50	50
COLOMBIA	-	-	-	-	-	-
DOMINICAN REPUBLIC	-	-	-	-	-	-
MEXICO	-	-	-	-	-	-
PERU	32	32	32	32	32	32
VENEZUELA	-	-	-	-	-	-
CHINA	800	800	800	800	800	800
KOREA DEM PEOPLES REP	-	-	-	-	-	-
JAPAN	2652	2705	2759	2814	2871	2928
BANGLADESH	2	2	2	2	2	2
INDIA	80	80	80	80	80	80
INDONESIA	130	150	150	210	210	210
IRAN	60	60	60	60	60	60
KOREA, REPUBLIC OF	-	-	-	-	-	-
MALAYSIA	-	-	-	-	-	-
NEPAL	-	-	-	-	-	-
PHILIPPINES	83	92	92	92	92	92
SRI LANKA	-	-	-	-	-	-
THAILAND	182	199	223	362	530	530
TURKEY	64	64	64	64	64	64
GERMAN DEMOCRATIC REP	-	-	-	-	-	-
POLAND	-	-	-	-	-	-
ROMANIA	100	100	100	100	100	100
FRANCE	330	350	375	380	380	390
GERMANY, FEDERAL REP OF	5	5	5	5	5	5
ITALY	-	-	-	-	-	-
NETHERLANDS	-	-	-	-	-	-
UNITED KINGDOM	-	-	-	-	-	-
FINLAND	350	340	340	360	370	380
NORWAY	20	20	20	20	20	20
SWEDEN	1420	1410	1425	1475	1455	1385
AUSTRIA	160	160	160	160	160	160
GREECE	3	3	3	3	3	3
PORTUGAL	220	240	240	240	280	280
SPAIN	140	144	149	153	158	162
SWITZERLAND	-	-	-	-	-	-
YUGOSLAVIA	-	-	-	-	-	-
AUSTRALIA	130	130	130	130	130	130
NEW ZEALAND	117	117	117	117	117	117
USSR	-	-	-	-	-	-

UNBLEACHED KRAFT LINER (4.32111)

	1988	1989	1990	1991	1992	1993
	TOTAL CAPACITY IN 1000 METRIC TONS PER YEAR					
SOUTH AFRICA	332	339	339	339	339	339
KENYA	11	11	11	11	11	11
NIGERIA	35	35	35	35	35	35
TANZANIA	12	6	7	8	9	9
ZAMBIA	1	1	1	1	1	1
ZIMBABWE	12	13	13	13	13	18
CANADA	-	-	-	-	-	-
UNITED STATES	16886	17313	17959	18854	19116	19116
ARGENTINA	49	49	49	49	49	49
BRAZIL	776	791	906	1043	1096	1111
CHILE	45	45	45	45	45	45
COLOMBIA	-	-	-	-	-	-
DOMINICAN REPUBLIC	-	-	-	-	-	-
MEXICO	-	-	-	-	-	-
PERU	32	32	32	32	32	32
VENEZUELA	-	-	-	-	-	-
CHINA	700	700	700	700	700	700
KOREA DEM PEOPLES REP	-	-	-	-	-	-
JAPAN	-	-	-	-	-	-
BANGLADESH	2	2	2	2	2	2
INDIA	80	80	80	80	80	80
INDONESIA	130	150	150	210	210	210
IRAN	60	60	60	60	60	60
KOREA, REPUBLIC OF	-	-	-	-	-	-
MALAYSIA	-	-	-	-	-	-
NEPAL	-	-	-	-	-	-
PHILIPPINES	83	92	92	92	92	92
SRI LANKA	-	-	-	-	-	-
THAILAND	182	199	223	362	530	530
TURKEY	64	64	64	64	64	64
GERMAN DEMOCRATIC REP	-	-	-	-	-	-
POLAND	-	-	-	-	-	-
ROMANIA	100	100	100	100	100	100
FRANCE	270	290	315	320	320	325
ITALY	-	-	-	-	-	-
NETHERLANDS	-	-	-	-	-	-
UNITED KINGDOM	-	-	-	-	-	-
FINLAND	225	215	220	225	230	235
NORWAY	20	20	20	20	20	20
SWEDEN	1100	1100	1105	1145	1165	1170
AUSTRIA	160	160	160	160	160	160
GREECE	-	-	-	-	-	-
PORTUGAL	220	240	240	240	280	280
SPAIN	-	-	-	-	-	-
SWITZERLAND	-	-	-	-	-	-
YUGOSLAVIA	-	-	-	-	-	-
AUSTRALIA	130	130	130	130	130	130
NEW ZEALAND	108	108	108	108	108	108
USSR	-	-	-	-	-	-

BLEACHED KRAFT LINER (4.32112)

	1988	1989	1990	1991	1992	1993
	TOTAL CAPACITY IN 1000 METRIC TONS PER YEAR					
SOUTH AFRICA	30	30	30	30	30	30
TUNISIA	12	14	16	18	18	18
CANADA	-	-	-	-	-	-
UNITED STATES	151	152	164	169	169	169
ARGENTINA	5	5	5	5	5	5
CHILE	5	5	5	5	5	5
COLOMBIA	-	-	-	-	-	-
DOMINICAN REPUBLIC	-	-	-	-	-	-
MEXICO	-	-	-	-	-	-
VENEZUELA	-	-	-	-	-	-
CHINA	100	100	100	100	100	100
KOREA DEM PEOPLES REP	-	-	-	-	-	-
JAPAN	-	-	-	-	-	-
KOREA, REPUBLIC OF	-	-	-	-	-	-
MALAYSIA	-	-	-	-	-	-
NEPAL	-	-	-	-	-	-
SRI LANKA	-	-	-	-	-	-
GERMAN DEMOCRATIC REP	-	-	-	-	-	-
POLAND	-	-	-	-	-	-
FRANCE	60	60	60	60	60	65
GERMANY, FEDERAL REP OF	5	5	5	5	5	5
ITALY	-	-	-	-	-	-
NETHERLANDS	-	-	-	-	-	-
UNITED KINGDOM	-	-	-	-	-	-
FINLAND	125	125	120	135	140	145
SWEDEN	320	310	320	330	290	215
GREECE	-	-	-	-	-	-
SPAIN	-	-	-	-	-	-
SWITZERLAND	-	-	-	-	-	-
YUGOSLAVIA	-	-	-	-	-	-
NEW ZEALAND	9	9	9	9	9	9
USSR	-	-	-	-	-	-

OTHER LINERBOARD (4.3212)

	1988	1989	1990	1991	1992	1993
	TOTAL CAPACITY IN 1000 METRIC TONS PER YEAR					
SOUTH AFRICA	96	96	96	96	96	96
ALGERIA	26	26	26	26	26	26
EGYPT	10	10	10	10	10	10
ETHIOPIA	1	4	4	4	4	4
MADAGASCAR	1	1	1	1	1	1
MOROCCO	15	15	15	15	15	15
MOZAMBIQUE	1	1	1	1	1	1
CANADA	344	361	372	371	371	371
UNITED STATES	511	539	558	579	591	591
ARGENTINA	95	95	95	95	95	95
BRAZIL	182	182	182	182	182	182
CHILE	2	2	2	2	2	2
COLOMBIA	.	.	.	.	.	.
CUBA	30	30	30	30	30	30
DOMINICAN REPUBLIC	.	.	.	.	.	.
MEXICO	.	.	.	.	.	.
PANAMA	6	6	6	6	6	6
PARAGUAY	3	3	3	3	3	3
URUGUAY	12	12	12	12	12	12
VENEZUELA	.	.	.	.	.	.
CHINA	100	100	100	100	100	100
KOREA DEM PEOPLES REP	.	.	.	.	.	.
ISRAEL	7	11	11	11	11	11
JAPAN	2283	2329	2375	2423	2471	2521
BURMA	0	0	0	0	2	2
IRAQ	15	15	15	15	15	15
KOREA, REPUBLIC OF	.	.	.	.	.	.
MALAYSIA	.	.	.	.	.	.
NEPAL	.	.	.	.	.	.
SINGAPORE	3	3	3	3	3	3
SRI LANKA	.	.	.	.	.	.
SYRIA	8	8	8	8	8	8
TURKEY	6	6	6	6	6	6
BULGARIA	95	95	100	100	100	100
CZECHOSLOVAKIA	75	112	157	157	157	157
GERMAN DEMOCRATIC REP	.	.	.	.	.	.
HUNGARY	18	18	18	18	18	18
POLAND	.	.	.	.	.	.
BELGIUM - LUXEMBOURG	67	67	67	67	67	67
DENMARK	35	36	38	40	42	42
FRANCE	930	995	1065	1080	1090	1100
GERMANY, FEDERAL REP OF	836	882	940	1114	1122	1145
IRELAND	3	3	3	3	3	3
ITALY	.	.	.	.	.	.
NETHERLANDS	180	197	197	197	197	197
UNITED KINGDOM	375	431	504	513	518	518
SWEDEN	25	25	25	25	30	30
AUSTRIA	.	.	.	.	.	.
GREECE	12	12	12	12	12	12
PORTUGAL	45	45	45	45	45	45
SPAIN	617	636	655	834	859	885
SWITZERLAND	.	.	.	.	.	.
YUGOSLAVIA	.	.	.	.	.	.
AUSTRALIA	170	170	170	170	170	170
USSR	.	.	.	.	.	.

FLUTING MEDIUM (4.322)

	1988	1989	1990	1991	1992	1993
	TOTAL CAPACITY IN 1000 METRIC TONS PER YEAR					
SOUTH AFRICA	227	235	235	235	235	235
ALGERIA	22	22	22	22	22	22
CAMEROON	*	*	*	*	*	*
EGYPT	5	5	5	5	5	5
KENYA	5	5	5	5	5	5
MADAGASCAR	1	1	1	1	1	1
MOROCCO	10	10	10	10	10	10
NIGERIA	11	11	11	11	11	11
TANZANIA	1	1	1	1	1	1
TUNISIA	8	9	10	12	12	12
UGANDA	1	1	1	1	1	1
ZAMBIA	1	1	1	1	1	1
ZIMBABWE	20	22	22	22	22	30
CANADA	721	764	803	817	824	824
UNITED STATES	6936	7280	7503	7704	7749	7749
ARGENTINA	120	120	120	120	120	120
BRAZIL	693	696	696	741	777	786
CHILE	33	33	34	34	34	34
COLOMBIA	*	*	*	*	*	*
CUBA	16	16	16	16	16	16
DOMINICAN REPUBLIC	18	18	18	18	18	18
ECUADOR	28	28	28	28	28	28
HONDURAS	5	5	5	5	5	5
PANAMA	3	3	3	3	3	3
PARAGUAY	4	4	4	4	4	4
PERU	47	47	47	47	47	47
VENEZUELA	66	66	66	66	66	66
CHINA	1000	1000	1000	1000	1000	1000
KOREA DEM PEOPLES REP	*	*	*	*	*	*
ISRAEL	50	55	57	58	58	58
JAPAN	3078	3139	3203	3266	3332	3398
HONG KONG	52	52	52	52	52	52
INDONESIA	136	136	136	136	136	136
IRAN	80	80	80	80	80	80
JORDAN	7	8	8	8	8	8
KOREA, REPUBLIC OF	616	676	676	676	676	676
LEBANON	13	13	13	13	13	13
MALAYSIA	9	9	9	9	9	9
NEPAL	*	*	*	*	*	*
PAKISTAN	19	19	19	19	19	19
PHILIPPINES	62	68	68	68	68	68
SINGAPORE	21	21	21	21	21	21
SRI LANKA	*	*	*	*	*	*
SYRIA	5	5	5	5	5	5
THAILAND	164	209	238	387	566	566
TURKEY	121	121	121	121	121	121
BULGARIA	148	148	148	148	148	148
CZECHOSLOVAKIA	162	162	202	202	202	202
GERMAN DEMOCRATIC REP	*	*	*	*	*	*
HUNGARY	159	159	159	159	159	159
POLAND	*	*	*	*	*	*
ROMANIA	180	180	180	180	180	180
BELGIUM - LUXEMBOURG	47	48	48	48	48	48
DENMARK	123	125	151	155	161	161
FRANCE	660	700	720	740	750	760
GERMANY, FEDERAL REP OF	945	983	1052	1224	1324	1350
IRELAND	13	13	13	13	13	13
ITALY	900	900	900	900	900	900
NETHERLANDS	323	326	326	326	326	326
UNITED KINGDOM	625	679	713	726	741	741
FINLAND	395	380	410	425	465	470
NORWAY	70	70	70	70	70	70
SWEDEN	315	325	325	325	325	325
AUSTRIA	310	345	345	345	345	345
GREECE	75	75	75	75	75	75
PORTUGAL	100	100	100	100	100	100
SPAIN	550	647	666	686	706	728
SWITZERLAND	0	*	*	*	*	*
YUGOSLAVIA	*	*	*	*	*	*
AUSTRALIA	225	225	225	225	225	225
NEW ZEALAND	44	44	75	75	75	75
USSR	2190	2340	2990	2990	2990	2990

SEMI-CHEMICAL FLUTING MEDIUM (4.3221)

	1988	1989	1990	1991	1992	1993
	TOTAL CAPACITY IN 1000 METRIC TONS PER YEAR					
SOUTH AFRICA	144	144	144	144	144	144
ALGERIA	15	15	15	15	15	15
EGYPT	5	5	5	5	5	5
KENYA	5	5	5	5	5	5
MADAGASCAR	1	1	1	1	1	1
NIGERIA	11	11	11	11	11	11
TUNISIA	8	9	10	12	12	12
ZAMBIA	-	-	-	-	-	-
ZIMBABWE	20	22	22	22	22	30
CANADA	567	607	644	653	657	657
UNITED STATES	5258	5431	5589	5778	5823	5823
ARGENTINA	40	40	40	40	40	40
CHILE	32	32	33	33	33	33
COLOMBIA	-	-	-	-	-	-
DOMINICAN REPUBLIC	-	-	-	-	-	-
PARAGUAY	1	1	1	1	1	1
PERU	47	47	47	47	47	47
VENEZUELA	-	-	-	-	-	-
CHINA	250	250	250	250	250	250
KOREA DEM PEOPLES REP	-	-	-	-	-	-
JAPAN	1438	1467	1496	1526	1557	1588
INDONESIA	100	100	100	100	100	100
IRAN	80	80	80	80	80	80
LEBANON	-	-	-	-	-	-
NEPAL	-	-	-	-	-	-
PAKISTAN	19	19	19	19	19	19
SRI LANKA	-	-	-	-	-	-
BULGARIA	75	75	75	75	75	75
CZECHOSLOVAKIA	150	150	150	150	150	150
GERMAN DEMOCRATIC REP	-	-	-	-	-	-
HUNGARY	80	80	80	80	80	80
POLAND	-	-	-	-	-	-
ROMANIA	40	40	40	40	40	40
BELGIUM - LUXEMBOURG	12	13	13	13	13	13
DENMARK	48	49	71	71	71	71
FRANCE	150	150	150	150	150	150
GERMANY, FEDERAL REP OF	112	119	119	119	122	125
ITALY	-	-	-	-	-	-
UNITED KINGDOM	168	196	223	225	227	227
FINLAND	395	380	410	425	465	470
NORWAY	70	70	70	70	70	70
SWEDEN	310	320	320	320	320	320
AUSTRIA	-	-	-	-	-	-
SPAIN	-	-	-	-	-	-
SWITZERLAND	0	-	-	-	-	-
YUGOSLAVIA	-	-	-	-	-	-
AUSTRALIA	70	70	70	70	70	70
NEW ZEALAND	9	9	9	9	9	9
USSR	-	-	-	-	-	-

OTHER PLUTING MEDIUM (4.3222)

	1988	1989	1990	1991	1992	1993
	TOTAL CAPACITY IN 1000 METRIC TONS PER YEAR					
SOUTH AFRICA	83	91	91	91	91	91
ALGERIA	7	7	7	7	7	7
MOROCCO	10	10	10	10	10	10
TANZANIA	1	1	1	1	1	1
UGANDA	1	1	1	1	1	1
ZAMBIA	-	-	-	-	-	-
CANADA	154	157	159	164	167	167
UNITED STATES	1678	1849	1914	1926	1926	1926
ARGENTINA	80	80	80	80	80	80
BRAZIL	693	696	696	741	777	786
CHILE	1	1	1	1	1	1
COLOMBIA	-	-	-	-	-	-
CUBA	16	16	16	16	16	16
DOMINICAN REPUBLIC	-	-	-	-	-	-
ECUADOR	28	28	28	28	28	28
HONDURAS	5	5	5	5	5	5
PANAMA	3	3	3	3	3	3
PARAGUAY	3	3	3	3	3	3
VENEZUELA	-	-	-	-	-	-
CHINA	750	750	750	750	750	750
KOREA DEM PEOPLES REP	-	-	-	-	-	-
ISRAEL	50	55	57	58	58	58
JAPAN	1640	1672	1707	1740	1775	1810
HONG KONG	52	52	52	52	52	52
INDONESIA	36	36	36	36	36	36
JORDAN	7	8	8	8	8	8
KOREA, REPUBLIC OF	616	676	676	676	676	676
LEBANON	-	-	-	-	-	-
MALAYSIA	9	9	9	9	9	9
NEPAL	-	-	-	-	-	-
PHILIPPINES	62	68	68	68	68	68
SINGAPORE	21	21	21	21	21	21
SRI LANKA	-	-	-	-	-	-
SYRIA	5	5	5	5	5	5
THAILAND	164	209	238	387	566	566
TURKEY	121	121	121	121	121	121
BULGARIA	73	73	73	73	73	73
CZECHOSLOVAKIA	12	12	52	52	52	52
GERMAN DEMOCRATIC REP	-	-	-	-	-	-
HUNGARY	79	79	79	79	79	79
POLAND	-	-	-	-	-	-
ROMANIA	140	140	140	140	140	140
BELGIUM - LUXEMBOURG	35	35	35	35	35	35
DENMARK	75	76	80	84	90	90
FRANCE	510	550	570	590	600	610
GERMANY, FEDERAL REP OF	833	864	933	1105	1202	1225
IRELAND	13	13	13	13	13	13
ITALY	-	-	-	-	-	-
NETHERLANDS	323	326	326	326	326	326
UNITED KINGDOM	457	483	490	501	514	514
SWEDEN	5	5	5	5	5	5
AUSTRIA	-	-	-	-	-	-
GREECE	75	75	75	75	75	75
PORTUGAL	100	100	100	100	100	100
SPAIN	550	647	666	686	706	728
SWITZERLAND	0	-	-	-	-	-
YUGOSLAVIA	-	-	-	-	-	-
AUSTRALIA	155	155	155	155	155	155
NEW ZEALAND	35	35	66	66	66	66
USSR	-	-	-	-	-	-

KRAFT WRAPPING AND PACKAGING (4.323)

	1988	1989	1990	1991	1992	1993
	TOTAL CAPACITY IN 1000 METRIC TONS PER YEAR					
SOUTH AFRICA	107	107	107	107	107	107
ALGERIA	7	8	8	8	8	8
ANGOLA	.	.	.	.	.	.
CAMEROON	.	.	.	.	.	.
EGYPT	8	8	8	8	8	8
ETHIOPIA	0	2	2	2	2	2
KENYA	14	14	14	14	14	14
LIBYA	1	1	1	1	1	1
MADAGASCAR	1	1	1	1	1	1
MOROCCO	7	7	7	7	7	7
MOZAMBIQUE	4	4	4	4	4	4
NIGERIA	12	12	12	12	12	12
TANZANIA	14	15	18	22	22	22
TUNISIA	14	17	20	20	20	20
ZAMBIA	2	2	2	2	2	2
ZIMBABWE	19	14	14	14	14	32
CANADA	560	531	523	539	546	546
UNITED STATES	3329	3333	3327	3352	3329	3329
ARGENTINA	134	134	134	134	134	134
BRAZIL	628	635	677	706	738	760
CHILE	28	28	28	28	28	28
COLOMBIA	.	.	.	.	.	.
COSTA RICA	1	1	1	1	1	1
CUBA	21	21	21	21	21	21
DOMINICAN REPUBLIC	4	4	4	4	4	4
ECUADOR	18	18	18	18	18	18
GUATEMALA	13	13	13	13	13	13
MEXICO	350	378	399	402	402	402
PANAMA	4	4	4	4	4	4
PERU	53	53	53	53	53	53
URUGUAY	11	11	11	11	13	13
VENEZUELA	137	137	137	137	137	137
CHINA	1000	1000	1000	1000	1000	1000
KOREA DEM PEOPLES REP	.	.	.	.	.	.
ISRAEL	3	3	3	3	3	3
JAPAN	1209	1261	1293	1319	1346	1372
BANGLADESH	3	3	3	3	3	3
BURMA	8	8	8	8	8	8
INDIA	410	410	410	410	410	410
INDONESIA	83	168	168	168	168	168
IRAN	60	60	60	60	60	60
IRAQ	30	30	30	30	30	30
KOREA, REPUBLIC OF	229	229	229	229	229	229
NEPAL	.	.	.	.	.	.
PHILIPPINES	55	55	55	55	55	55
SRI LANKA	.	.	.	.	.	.
THAILAND	115	131	115	163	212	212
TURKEY	88	88	88	88	88	88
BULGARIA	56	61	61	61	61	61
CZECHOSLOVAKIA	131	106	106	106	106	106
GERMAN DEMOCRATIC REP	.	.	.	.	.	.
HUNGARY	48	48	48	48	48	48
POLAND	.	.	.	.	.	.
ROMANIA	171	171	171	171	171	171
DENMARK	8	9	9	10	10	10
FRANCE	250	255	260	268	272	274
GERMANY, FEDERAL REP OF	67	67	67	67	67	67
IRELAND	18	18	18	18	18	18
ITALY	160	160	160	160	160	160
NETHERLANDS	37	37	37	37	37	37
UNITED KINGDOM	66	65	64	64	64	64
FINLAND	465	470	480	480	475	475
NORWAY	170	170	170	170	170	170
SWEDEN	970	970	980	990	1010	1010
AUSTRIA	231	231	231	231	231	231
GREECE	9	9	9	9	9	9
PORTUGAL	95	95	95	95	95	95
SPAIN	170	175	180	186	191	197
SWITZERLAND	0	.	.	.	.	.
YUGOSLAVIA	.	.	.	.	.	.
AUSTRALIA	60	60	60	60	60	60
NEW ZEALAND	66	66	66	66	66	66
USSR	720	720	720	720	720	720

SACK KRAFT (4.3231)

	1988	1989	1990	1991	1992	1993
	TOTAL CAPACITY IN 1000 METRIC TONS PER YEAR					
SOUTH AFRICA	83	83	83	83	83	83
ALGERIA	6	6	6	6	6	6
ANGOLA	-	-	-	-	-	-
EGYPT	4	4	4	4	4	4
ETHIOPIA	0	-	-	-	-	-
MADAGASCAR	1	1	1	1	1	1
NIGERIA	12	12	12	12	12	12
TANZANIA	13	13	15	18	19	19
TUNISIA	12	15	18	18	18	18
ZIMBABWE	11	9	9	9	9	20
CANADA	347	341	340	339	340	340
UNITED STATES	885	887	885	892	885	885
ARGENTINA	99	99	99	99	99	99
BRAZIL	356	363	369	379	404	426
CHILE	20	20	20	20	20	20
COLOMBIA	-	-	-	-	-	-
ECUADOR	13	13	13	13	13	13
MEXICO	-	-	-	-	-	-
PANAMA	4	4	4	4	4	4
PERU	32	32	32	32	32	32
URUGUAY	4	4	4	4	4	4
VENEZUELA	-	-	-	-	-	-
CHINA	550	550	550	550	550	550
KOREA DEM PEOPLES REP	-	-	-	-	-	-
JAPAN	558	569	581	592	604	616
BANGLADESH	-	-	-	-	-	-
BURMA	8	8	8	8	8	8
INDIA	10	10	10	10	10	10
INDONESIA	50	135	135	135	135	135
IRAQ	-	-	-	-	-	-
KOREA, REPUBLIC OF	229	229	229	229	229	229
NEPAL	-	-	-	-	-	-
PHILIPPINES	35	35	35	35	35	35
SRI LANKA	-	-	-	-	-	-
THAILAND	107	121	108	153	199	199
TURKEY	75	75	75	75	75	75
BULGARIA	40	45	45	45	45	45
CZECHOSLOVAKIA	125	100	100	100	100	100
GERMAN DEMOCRATIC REP	-	-	-	-	-	-
HUNGARY	48	48	48	48	48	48
POLAND	-	-	-	-	-	-
ROMANIA	94	94	94	94	94	94
FRANCE	90	95	95	96	97	98
GERMANY, FEDERAL REP OF	9	9	9	9	9	9
IRELAND	4	4	4	4	4	4
ITALY	-	-	-	-	-	-
UNITED KINGDOM	1	1	1	1	1	1
FINLAND	210	210	205	205	200	200
NORWAY	-	-	-	-	-	-
SWEDEN	720	730	735	745	750	750
AUSTRIA	170	170	170	170	170	170
GREECE	7	7	7	7	7	7
PORTUGAL	65	65	65	65	65	65
SPAIN	170	175	180	186	191	197
SWITZERLAND	0	-	-	-	-	-
YUGOSLAVIA	-	-	-	-	-	-
AUSTRALIA	60	60	60	60	60	60
NEW ZEALAND	66	66	66	66	66	66
USSR	720	720	720	720	720	720

OTHER KRAFT WRAPPING AND PACKAGING (4.3232)

	1988	1989	1990	1991	1992	1993
	TOTAL CAPACITY IN 1000 METRIC TONS PER YEAR					
SOUTH AFRICA	24	24	24	24	24	24
ALGERIA	1	2	2	2	2	2
ANGOLA	-	-	-	-	-	-
EGYPT	4	4	4	4	4	4
ETHIOPIA	0	-	-	-	-	-
KENYA	14	14	14	14	14	14
LIBYA	1	1	1	1	1	1
MOROCCO	7	7	7	7	7	7
MOZAMBIQUE	4	4	4	4	4	4
TANZANIA	1	2	3	4	3	3
TUNISIA	2	2	2	2	2	2
ZAMBIA	2	2	2	2	2	2
ZIMBABWE	8	5	5	5	5	12
CANADA	213	190	183	200	206	206
UNITED STATES	2444	2446	2442	2460	2444	2444
ARGENTINA	35	35	35	35	35	35
BRAZIL	272	272	308	327	334	334
CHILE	8	8	8	8	8	8
COLOMBIA	-	-	-	-	-	-
COSTA RICA	1	1	1	1	1	1
CUBA	21	21	21	21	21	21
DOMINICAN REPUBLIC	4	4	4	4	4	4
ECUADOR	5	5	5	5	5	5
GUATEMALA	13	13	13	13	13	13
MEXICO	-	-	-	-	-	-
PERU	21	21	21	21	21	21
URUGUAY	7	7	7	7	9	9
VENEZUELA	-	-	-	-	-	-
CHINA	450	450	450	450	450	450
KOREA DEM PEOPLES REP	-	-	-	-	-	-
ISRAEL	3	3	3	3	3	3
JAPAN	651	692	712	727	742	756
BANGLADESH	-	-	-	-	-	-
INDIA	400	400	400	400	400	400
INDONESIA	33	33	33	33	33	33
IRAN	60	60	60	60	60	60
IRAQ	-	-	-	-	-	-
KOREA, REPUBLIC OF	-	-	-	-	-	-
NEPAL	-	-	-	-	-	-
PHILIPPINES	20	20	20	20	20	20
SRI LANKA	-	-	-	-	-	-
THAILAND	8	10	7	10	13	13
TURKEY	13	13	13	13	13	13
BULGARIA	16	16	16	16	16	16
CZECHOSLOVAKIA	6	6	6	6	6	6
GERMAN DEMOCRATIC REP	-	-	-	-	-	-
POLAND	-	-	-	-	-	-
ROMANIA	77	77	77	77	77	77
DENMARK	8	9	9	10	10	10
FRANCE	160	160	165	172	175	176
GERMANY, FEDERAL REP OF	58	58	58	58	58	58
IRELAND	14	14	14	14	14	14
ITALY	-	-	-	-	-	-
NETHERLANDS	37	37	37	37	37	37
UNITED KINGDOM	65	64	63	63	63	63
FINLAND	255	260	275	275	275	275
NORWAY	-	-	-	-	-	-
SWEDEN	250	240	245	245	260	260
AUSTRIA	61	61	61	61	61	61
GREECE	2	2	2	2	2	2
PORTUGAL	30	30	30	30	30	30
SPAIN	-	-	-	-	-	-
SWITZERLAND	0	-	-	-	-	-
YUGOSLAVIA	-	-	-	-	-	-

FOLDING BOXBOARD (4.324)

	1988	1989	1990	1991	1992	1993
	TOTAL CAPACITY IN 1000 METRIC TONS PER YEAR					
SOUTH AFRICA	172	172	172	172	172	172
ALGERIA	20	20	20	20	20	20
ANGOLA	-	-	-	-	-	-
CAMEROON	-	-	-	-	-	-
EGYPT	27	27	27	27	27	27
ETHIOPIA	2	2	2	2	2	2
LIBYA	2	2	2	2	2	2
MADAGASCAR	1	1	1	1	1	1
MOROCCO	32	32	32	32	32	32
NIGERIA	3	3	3	3	3	3
ZIMBABWE	3	4	4	4	4	8
CANADA	415	441	551	612	624	624
UNITED STATES	7404	7451	7596	7909	8002	8002
ARGENTINA	50	50	50	50	50	50
BRAZIL	528	530	530	544	635	702
CHILE	37	37	37	37	37	37
COLOMBIA	-	-	-	-	-	-
CUBA	50	50	50	50	50	50
DOMINICAN REPUBLIC	13	13	13	13	13	13
ECUADOR	6	6	6	6	6	6
GUATEMALA	5	5	5	5	5	5
MEXICO	362	381	391	391	392	392
PARAGUAY	3	3	3	3	3	3
PERU	17	17	17	17	17	17
VENEZUELA	150	150	150	150	150	150
CHINA	1100	1100	1100	1100	1100	1100
KOREA DEM PEOPLES REP	-	-	-	-	-	-
ISRAEL	12	12	12	12	12	12
JAPAN	1777	1795	1813	1831	1849	1868
BURMA	1	1	1	1	1	1
INDONESIA	188	228	228	228	228	228
IRAN	20	20	20	20	20	20
IRAQ	28	28	28	28	28	28
KOREA,REPUBLIC OF	628	761	800	800	800	800
LEBANON	20	20	20	20	20	20
MALAYSIA	14	14	14	14	14	14
NEPAL	-	-	-	-	-	-
PAKISTAN	80	80	80	80	80	80
PHILIPPINES	65	74	74	74	74	74
SINGAPORE	18	18	18	18	18	18
SRI LANKA	-	-	-	-	-	-
THAILAND	95	108	133	350	350	350
TURKEY	110	110	110	110	110	110
BULGARIA	52	56	76	76	76	76
CZECHOSLOVAKIA	60	60	60	60	60	60
GERMAN DEMOCRATIC REP	-	-	-	-	-	-
HUNGARY	22	22	22	22	22	22
POLAND	-	-	-	-	-	-
ROMANIA	119	119	119	119	119	119
BELGIUM - LUXEMBOURG	36	37	37	38	38	38
DENMARK	42	43	44	45	46	46
FRANCE	345	350	351	351	351	351
GERMANY,FEDERAL REP OF	840	847	856	867	869	883
ITALY	720	720	720	720	720	720
NETHERLANDS	118	122	122	122	122	122
UNITED KINGDOM	273	284	295	296	298	298
FINLAND	990	1010	1050	1110	1185	1190
NORWAY	30	30	30	30	30	30
SWEDEN	1255	1300	1405	1425	1440	1470
AUSTRIA	387	397	397	397	397	397
GREECE	60	60	60	60	60	60
PORTUGAL	78	80	80	80	80	80
SPAIN	375	386	408	430	453	477
SWITZERLAND	10	-	-	-	-	-
YUGOSLAVIA	-	-	-	-	-	-
AUSTRALIA	350	350	350	350	350	350
NEW ZEALAND	84	84	84	84	84	84
USSR	1370	1370	1450	1450	1450	1450

PULP BASED FOLDING BOXBOARD (4.3241)

	1988	1989	1990	1991	1992	1993
	TOTAL CAPACITY IN 1000 METRIC TONS PER YEAR					
ANGOLA	-	-	-	-	-	-
ETHIOPIA	1	1	1	1	1	1
MADAGASCAR	1	1	1	1	1	1
ZIMBABWE	-	-	-	-	-	-
CANADA	415	441	551	612	624	624
UNITED STATES	5071	5127	5249	5553	5641	5641
ARGENTINA	35	35	35	35	35	35
BRAZIL	180	180	180	180	180	180
CHILE	5	5	5	5	5	5
COLOMBIA	-	-	-	-	-	-
CUBA	10	10	10	10	10	10
DOMINICAN REPUBLIC	-	-	-	-	-	-
MEXICO	-	-	-	-	-	-
PERU	17	17	17	17	17	17
VENEZUELA	-	-	-	-	-	-
CHINA	800	800	800	800	800	800
KOREA DEM PEOPLES REP	-	-	-	-	-	-
JAPAN	722	729	737	744	751	759
INDONESIA	30	60	60	60	60	60
IRAN	20	20	20	20	20	20
IRAQ	28	28	28	28	28	28
KOREA, REPUBLIC OF	-	-	-	-	-	-
NEPAL	-	-	-	-	-	-
PAKISTAN	80	80	80	80	80	80
SRI LANKA	-	-	-	-	-	-
BULGARIA	27	27	27	27	27	27
CZECHOSLOVAKIA	45	45	45	45	45	45
GERMAN DEMOCRATIC REP	-	-	-	-	-	-
HUNGARY	9	9	9	9	9	9
POLAND	-	-	-	-	-	-
ROMANIA	70	70	70	70	70	70
BELGIUM - LUXEMBOURG	36	37	37	38	38	38
FRANCE	175	180	181	181	181	181
GERMANY, FEDERAL REP OF	46	47	47	48	48	48
ITALY	-	-	-	-	-	-
NETHERLANDS	-	-	-	-	-	-
UNITED KINGDOM	213	224	235	236	238	238
FINLAND	985	1005	1045	1105	1180	1185
NORWAY	-	-	-	-	-	-
SWEDEN	1170	1210	1315	1335	1350	1380
AUSTRIA	-	-	-	-	-	-
GREECE	-	-	-	-	-	-
PORTUGAL	38	40	40	40	40	40
SPAIN	-	-	-	-	-	-
SWITZERLAND	-	-	-	-	-	-
YUGOSLAVIA	-	-	-	-	-	-
USSR	-	-	-	-	-	-

BLEACHED CHEMICAL PULP FOLDING BOXBOARD (4.32411)

	1988	1989	1990	1991	1992	1993
	TOTAL CAPACITY IN 1000 METRIC TONS PER YEAR					
ETHIOPIA	-	-	-	-	-	-
ZIMBABWE	-	-	-	-	-	-
CANADA	58	58	148	198	198	198
UNITED STATES	4093	4125	4203	4354	4378	4378
ARGENTINA	25	25	25	25	25	25
BRAZIL	45	45	45	45	45	45
CHILE	5	5	5	5	5	5
COLOMBIA	-	-	-	-	-	-
CUBA	10	10	10	10	10	10
DOMINICAN REPUBLIC	-	-	-	-	-	-
MEXICO	-	-	-	-	-	-
PERU	17	17	17	17	17	17
VENEZUELA	-	-	-	-	-	-
CHINA	200	200	200	200	200	200
KOREA DEM PEOPLES REP	-	-	-	-	-	-
JAPAN	-	-	-	-	-	-
INDONESIA	30	60	60	60	60	60
KOREA,REPUBLIC OF	-	-	-	-	-	-
NEPAL	-	-	-	-	-	-
SRI LANKA	-	-	-	-	-	-
BULGARIA	2	2	2	2	2	2
CZECHOSLOVAKIA	10	10	10	10	10	10
GERMAN DEMOCRATIC REP	-	-	-	-	-	-
HUNGARY	4	4	4	4	4	4
POLAND	-	-	-	-	-	-
ROMANIA	30	30	30	30	30	30
FRANCE	6	7	8	8	8	8
GERMANY,FEDERAL REP OF	46	47	47	48	48	48
ITALY	-	-	-	-	-	-
NETHERLANDS	-	-	-	-	-	-
UNITED KINGDOM	-	-	-	-	-	-
FINLAND	470	475	495	525	565	565
NORWAY	-	-	-	-	-	-
SWEDEN	-	-	-	-	-	-
AUSTRIA	-	-	-	-	-	-
GREECE	-	-	-	-	-	-
PORTUGAL	13	15	15	15	15	15
SPAIN	-	-	-	-	-	-
SWITZERLAND	-	-	-	-	-	-
YUGOSLAVIA	-	-	-	-	-	-
USSR	-	-	-	-	-	-

OTHER PULP BASED FOLDING BOXBOARD (4.32412)

	1988	1989	1990	1991	1992	1993
	TOTAL CAPACITY IN 1000 METRIC TONS PER YEAR					
ANGOLA	-	-	-	-	-	-
ETHIOPIA	-	-	-	-	-	-
MADAGASCAR	1	1	1	1	1	1
ZIMBABWE	-	-	-	-	-	-
CANADA	357	383	403	414	426	426
UNITED STATES	978	1002	1046	1199	1263	1263
ARGENTINA	10	10	10	10	10	10
BRAZIL	135	135	135	135	135	135
CHILE	-	-	-	-	-	-
COLOMBIA	-	-	-	-	-	-
DOMINICAN REPUBLIC	-	-	-	-	-	-
MEXICO	-	-	-	-	-	-
VENEZUELA	-	-	-	-	-	-
CHINA	600	600	600	600	600	600
KOREA DEM PEOPLES REP	-	-	-	-	-	-
JAPAN	-	-	-	-	-	-
IRAN	20	20	20	20	20	20
IRAQ	28	28	28	28	28	28
KOREA,REPUBLIC OF	-	-	-	-	-	-
NEPAL	-	-	-	-	-	-
PAKISTAN	80	80	80	80	80	80
SRI LANKA	-	-	-	-	-	-
BULGARIA	25	25	25	25	25	25
CZECHOSLOVAKIA	35	35	35	35	35	35
GERMAN DEMOCRATIC REP	-	-	-	-	-	-
HUNGARY	5	5	5	5	5	5
POLAND	-	-	-	-	-	-
ROMANIA	40	40	40	40	40	40
BELGIUM - LUXEMBOURG	36	37	37	38	38	38
FRANCE	169	173	173	173	173	173
GERMANY,FEDERAL REP OF	-	-	-	-	-	-
ITALY	-	-	-	-	-	-
NETHERLANDS	-	-	-	-	-	-
UNITED KINGDOM	213	224	235	236	238	238
FINLAND	515	530	550	580	615	620
NORWAY	-	-	-	-	-	-
SWEDEN	-	-	-	-	-	-
AUSTRIA	-	-	-	-	-	-
GREECE	-	-	-	-	-	-
PORTUGAL	25	25	25	25	25	25
SPAIN	-	-	-	-	-	-
SWITZERLAND	-	-	-	-	-	-
YUGOSLAVIA	-	-	-	-	-	-
USSR	-	-	-	-	-	-

WASTE PAPER BASED FOLDING BOXBOARD (4.3242)

	1988	1989	1990	1991	1992	1993
	TOTAL CAPACITY IN 1000 METRIC TONS PER YEAR					
SOUTH AFRICA	172	172	172	172	172	172
ALGERIA	20	20	20	20	20	20
ANGOLA	-	-	-	-	-	-
EGYPT	27	27	27	27	27	27
ETHIOPIA	1	1	1	1	1	1
LIBYA	2	2	2	2	2	2
MOROCCO	32	32	32	32	32	32
NIGERIA	3	3	3	3	3	3
ZIMBABWE	-	-	-	-	-	-
UNITED STATES	2333	2324	2347	2356	2361	2361
ARGENTINA	15	15	15	15	15	15
BRAZIL	348	350	350	364	455	522
CHILE	32	32	32	32	32	32
COLOMBIA	-	-	-	-	-	-
CUBA	40	40	40	40	40	40
DOMINICAN REPUBLIC	-	-	-	-	-	-
ECUADOR	6	6	6	6	6	6
GUATEMALA	5	5	5	5	5	5
MEXICO	-	-	-	-	-	-
PARAGUAY	3	3	3	3	3	3
VENEZUELA	-	-	-	-	-	-
CHINA	300	300	300	300	300	300
KOREA DEM PEOPLES REP	-	-	-	-	-	-
ISRAEL	12	12	12	12	12	12
JAPAN	1055	1066	1076	1087	1098	1109
BURMA	1	1	1	1	1	1
INDONESIA	158	168	168	168	168	168
KOREA, REPUBLIC OF	628	761	800	800	800	800
LEBANON	20	20	20	20	20	20
MALAYSIA	14	14	14	14	14	14
NEPAL	-	-	-	-	-	-
PHILIPPINES	65	74	74	74	74	74
SINGAPORE	18	18	18	18	18	18
SRI LANKA	-	-	-	-	-	-
THAILAND	95	108	133	350	350	350
TURKEY	110	110	110	110	110	110
BULGARIA	25	29	49	49	49	49
CZECHOSLOVAKIA	15	15	15	15	15	15
GERMAN DEMOCRATIC REP	-	-	-	-	-	-
HUNGARY	13	13	13	13	13	13
POLAND	-	-	-	-	-	-
ROMANIA	49	49	49	49	49	49
DENMARK	42	43	44	45	46	46
FRANCE	170	170	170	170	170	170
GERMANY, FEDERAL REP OF	794	800	809	819	821	835
ITALY	-	-	-	-	-	-
NETHERLANDS	-	-	-	-	-	-
UNITED KINGDOM	60	60	60	60	60	60
FINLAND	5	5	5	5	5	5
NORWAY	-	-	-	-	-	-
SWEDEN	85	90	90	90	90	90
AUSTRIA	-	-	-	-	-	-
GREECE	-	-	-	-	-	-
PORTUGAL	40	40	40	40	40	40
SPAIN	-	-	-	-	-	-
SWITZERLAND	-	-	-	-	-	-
YUGOSLAVIA	-	-	-	-	-	-
AUSTRALIA	330	330	340	350	350	350
NEW ZEALAND	84	84	84	84	84	84
USSR	-	-	-	-	-	-

OTHER WRAPPING AND PACKAGING N.E.S. (4.325)

	1988	1989	1990	1991	1992	1993
	TOTAL CAPACITY IN 1000 METRIC TONS PER YEAR					
SOUTH AFRICA	8	8	8	8	8	8
ALGERIA	13	9	9	9	9	9
ANGOLA	-	-	-	-	-	-
CAMEROON	-	-	-	-	-	-
EGYPT	46	46	46	46	46	46
ETHIOPIA	0	2	2	2	2	2
KENYA	24	24	24	24	24	24
LIBYA	2	2	2	2	2	2
MOROCCO	11	11	11	11	11	11
MOZAMBIQUE	3	3	3	3	3	3
SUDAN	8	8	8	8	8	8
TUNISIA	9	10	10	10	10	10
ZAIRE	2	2	2	2	2	2
CANADA	370	375	379	381	383	383
UNITED STATES	3247	3309	3338	3367	3372	3372
ARGENTINA	110	110	110	110	110	110
BOLIVIA	4	4	4	4	4	4
BRAZIL	211	211	211	211	211	211
CHILE	10	10	10	10	10	10
COLOMBIA	-	-	-	-	-	-
CUBA	9	9	9	9	9	9
PARAGUAY	1	1	1	1	1	1
CHINA	950	950	950	950	950	950
KAMPUCHEA, DEMOCRATIC	2	2	2	2	2	2
KOREA DEM PEOPLES REP	-	-	-	-	-	-
VIET-NAME	27	27	27	27	27	27
JAPAN	462	467	472	476	482	486
INDIA	400	400	400	400	400	400
IRAN	30	30	30	30	30	30
IRAQ	3	3	3	3	3	3
KOREA, REPUBLIC OF	117	117	117	117	117	117
LEBANON	10	10	10	10	10	10
MALAYSIA	5	5	5	5	5	5
NEPAL	-	-	-	-	-	-
SRI LANKA	-	-	-	-	-	-
SYRIA	23	23	23	23	23	23
THAILAND	-	-	-	-	-	-
TURKEY	126	126	126	126	126	126
ALBANIA	8	8	8	8	8	8
BULGARIA	67	73	73	73	73	73
CZECHOSLOVAKIA	360	360	375	375	375	375
GERMAN DEMOCRATIC REP	-	-	-	-	-	-
HUNGARY	66	66	66	66	66	66
POLAND	-	-	-	-	-	-
ROMANIA	86	86	86	86	86	86
BELGIUM - LUXEMBOURG	48	48	48	48	48	48
FRANCE	455	470	480	492	518	520
GERMANY, FEDERAL REP OF	1565	1671	1695	1742	1780	1815
IRELAND	22	22	22	22	22	22
ITALY	580	580	580	580	580	580
NETHERLANDS	622	629	629	629	629	629
UNITED KINGDOM	560	605	629	645	668	668
FINLAND	305	315	345	355	355	355
NORWAY	120	120	120	120	120	120
SWEDEN	65	65	65	70	70	70
AUSTRIA	58	46	46	46	46	46
GREECE	-	-	-	-	-	-
PORTUGAL	35	35	35	35	35	35
SPAIN	287	296	304	314	323	333
SWITZERLAND	0	-	-	-	-	-
YUGOSLAVIA	-	-	-	-	-	-
AUSTRALIA	50	50	50	50	50	50
NEW ZEALAND	18	18	18	18	18	18
USSR	-	-	-	-	-	-

OTHER WRAPPING PAPER (4.3251)

	1988	1989	1990	1991	1992	1993
	TOTAL CAPACITY IN 1000 METRIC TONS PER YEAR					
SOUTH AFRICA	8	8	8	8	8	8
ALGERIA	8	4	4	4	4	4
ANGOLA	-	-	-	-	-	-
EGYPT	33	33	33	33	33	33
ETHIOPIA	0	-	-	-	-	-
KENYA	21	21	21	21	21	21
LIBYA	2	2	2	2	2	2
MOROCCO	4	4	4	4	4	4
SUDAN	6	6	6	6	6	6
TUNISIA	7	8	8	8	8	8
CANADA	18	18	18	19	19	19
ARGENTINA	60	60	60	60	60	60
BRAZIL	211	211	211	211	211	211
CHILE	7	7	7	7	7	7
COLOMBIA	-	-	-	-	-	-
CUBA	9	9	9	9	9	9
CHINA	250	250	250	250	250	250
KAMPUCHEA, DEMOCRATIC	2	2	2	2	2	2
KOREA DEM PEOPLES REP	-	-	-	-	-	-
VIET-NAME	27	27	27	27	27	27
JAPAN	16	17	17	17	18	18
LEBANON	-	-	-	-	-	-
MALAYSIA	-	-	-	-	-	-
NEPAL	-	-	-	-	-	-
SRI LANKA	-	-	-	-	-	-
THAILAND	-	-	-	-	-	-
TURKEY	21	21	21	21	21	21
BULGARIA	67	73	73	73	73	73
CZECHOSLOVAKIA	150	150	165	165	165	165
GERMAN DEMOCRATIC REP	-	-	-	-	-	-
HUNGARY	39	39	39	39	39	39
POLAND	-	-	-	-	-	-
ROMANIA	12	12	12	12	12	12
BELGIUM - LUXEMBOURG	13	13	13	13	13	13
FRANCE	230	235	240	242	248	250
GERMANY, FEDERAL REP OF	667	698	710	743	774	795
IRELAND	4	4	4	4	4	4
ITALY	-	-	-	-	-	-
NETHERLANDS	23	23	23	23	23	23
UNITED KINGDOM	238	259	276	284	302	302
FINLAND	60	60	65	65	65	65
NORWAY	-	-	-	-	-	-
SWEDEN	55	55	55	60	60	60
AUSTRIA	30	20	20	20	20	20
GREECE	-	-	-	-	-	-
PORTUGAL	-	-	-	-	-	-
SPAIN	-	-	-	-	-	-
SWITZERLAND	0	-	-	-	-	-
YUGOSLAVIA	-	-	-	-	-	-
NEW ZEALAND	10	10	10	10	10	10
USSR	-	-	-	-	-	-

OTHER PACKAGING PAPERBOARD (4.3252)

	1988	1989	1990	1991	1992	1993
	TOTAL CAPACITY IN 1000 METRIC TONS PER YEAR					
ALGERIA	5	5	5	5	5	5
ANGOLA	.	.	.	.	.	.
EGYPT	13	13	13	13	13	13
ETHIOPIA	0	.	.	.	.	.
KENYA	3	3	3	3	3	3
MOROCCO	7	7	7	7	7	7
MOZAMBIQUE	3	3	3	3	3	3
SUDAN	2	2	2	2	2	2
TUNISIA	2	2	2	2	2	2
ZAIRE	2	2	2	2	2	2
CANADA	352	357	361	362	364	364
UNITED STATES	3247	3309	3338	3367	3372	3372
ARGENTINA	50	50	50	50	50	50
BOLIVIA	4	4	4	4	4	4
CHILE	3	3	3	3	3	3
COLOMBIA	.	.	.	.	.	.
PARAGUAY	1	1	1	1	1	1
CHINA	700	700	700	700	700	700
KOREA DEM PEOPLES REP	.	.	.	.	.	.
JAPAN	446	450	455	459	464	468
INDIA	400	400	400	400	400	400
IRAN	30	30	30	30	30	30
IRAQ	3	3	3	3	3	3
KOREA, REPUBLIC OF	117	117	117	117	117	117
LEBANON	.	.	.	.	.	.
MALAYSIA	.	.	.	.	.	.
NEPAL	.	.	.	.	.	.
SRI LANKA	.	.	.	.	.	.
SYRIA	23	23	23	23	23	23
THAILAND	.	.	.	.	.	.
TURKEY	105	105	105	105	105	105
ALBANIA	8	8	8	8	8	8
CZECHOSLOVAKIA	210	210	210	210	210	210
GERMAN DEMOCRATIC REP	.	.	.	.	.	.
HUNGARY	27	27	27	27	27	27
POLAND	.	.	.	.	.	.
ROMANIA	74	74	74	74	74	74
BELGIUM - LUXEMBOURG	35	35	35	35	35	35
FRANCE	225	235	240	250	270	270
GERMANY, FEDERAL REP OF	898	973	985	999	1006	1020
IRELAND	18	18	18	18	18	18
ITALY	.	.	.	.	.	.
NETHERLANDS	599	606	606	606	606	606
UNITED KINGDOM	322	346	353	361	366	366
FINLAND	245	255	280	290	290	290
NORWAY	.	.	.	.	.	.
SWEDEN	10	10	10	10	10	10
AUSTRIA	28	26	26	26	26	26
PORTUGAL	.	.	.	.	.	.
SPAIN	.	.	.	.	.	.
SWITZERLAND	0	.	.	.	.	.
YUGOSLAVIA	.	.	.	.	.	.
AUSTRALIA	50	50	50	50	50	50
NEW ZEALAND	8	8	8	8	8	8
USSR	.	.	.	.	.	.

OTHER PAPER AND PAPERBOARD N.E.S. TOTAL (4.33)

	1988	1989	1990	1991	1992	1993
	TOTAL CAPACITY IN 1000 METRIC TONS PER YEAR					
SOUTH AFRICA	36	36	36	36	36	36
EGYPT	28	28	28	28	28	28
MOROCCO	6	6	6	6	6	6
MOZAMBIQUE	1	1	1	1	1	1
ZIMBABWE	1	2	2	2	2	2
CANADA	46	50	50	50	50	50
UNITED STATES	3931	3951	4003	4066	4069	4069
ARGENTINA	55	57	57	57	57	57
BRAZIL	288	288	288	288	288	288
CHILE	5	5	5	5	5	5
COLOMBIA	50	48	48	47	47	47
CUBA	10	10	10	10	10	10
DOMINICAN REPUBLIC	4	4	4	4	4	4
EL SALVADOR	17	17	17	17	17	17
GUATEMALA	8	8	8	8	8	8
MEXICO	71	71	71	71	71	71
PERU	4	4	4	4	4	4
URUGUAY	4	4	4	4	5	5
VENEZUELA	13	13	13	13	13	13
CHINA	4130	4130	4130	4130	4130	4130
KOREA DEM PEOPLES REP	-	-	-	-	-	-
ISRAEL	5	5	5	5	5	5
JAPAN	3098	3246	3314	3380	3448	3517
BANGLADESH	3	3	3	3	3	3
INDONESIA	13	16	16	20	20	20
JORDAN	1	2	2	2	2	2
KOREA,REPUBLIC OF	176	181	182	182	182	182
MALAYSIA	16	16	16	16	16	16
NEPAL	-	-	-	-	-	-
PAKISTAN	77	72	47	19	19	19
PHILIPPINES	23	23	23	23	23	23
SRI LANKA	-	-	-	-	-	-
THAILAND	-	-	-	-	-	-
TURKEY	5	5	5	5	5	5
BULGARIA	46	46	46	46	46	46
CZECHOSLOVAKIA	165	165	165	165	165	165
HUNGARY	14	14	14	14	14	14
POLAND	-	-	-	-	-	-
ROMANIA	55	55	55	55	55	55
BELGIUM - LUXEMBOURG	39	41	41	43	43	43
FRANCE	300	315	330	340	350	360
GERMANY,FEDERAL REP OF	660	685	685	685	683	700
IRELAND	2	2	2	2	2	2
ITALY	400	400	400	400	400	400
NETHERLANDS	64	65	65	65	65	65
UNITED KINGDOM	378	402	419	430	439	439
FINLAND	345	370	375	380	385	385
NORWAY	50	50	50	50	50	50
SWEDEN	280	275	280	290	300	315
AUSTRIA	65	78	78	78	78	78
GREECE	28	28	28	28	28	28
PORTUGAL	14	14	14	14	14	14
SPAIN	120	124	127	131	135	139
SWITZERLAND	85	-	-	-	-	-
YUGOSLAVIA	151	151	151	151	151	151
AUSTRALIA	35	35	35	35	35	35
NEW ZEALAND	50	50	50	50	50	50
USSR	2000	2000	2000	2000	2000	2000

OTHER PAPER N.E.S. (4.331)

	1988	1989	1990	1991	1992	1993
	TOTAL CAPACITY IN 1000 METRIC TONS PER YEAR					
SOUTH AFRICA	4	4	4	4	4	4
CANADA	46	50	50	50	50	50
UNITED STATES	1814	1828	1866	1919	1920	1920
ARGENTINA	30	32	32	32	32	32
BRAZIL	176	176	176	176	176	176
CHILE	1	1	1	1	1	1
COLOMBIA	-	-	-	-	-	-
CUBA	3	3	3	3	3	3
DOMINICAN REPUBLIC	2	2	2	2	2	2
MEXICO	71	71	71	71	71	71
URUGUAY	-	-	-	-	-	-
VENEZUELA	-	-	-	-	-	-
CHINA	1900	1900	1900	1900	1900	1900
KOREA DEM PEOPLES REP	-	-	-	-	-	-
JAPAN	1792	1914	1955	1994	2034	2075
BANGLADESH	3	3	3	3	3	3
INDONESIA	13	16	16	20	20	20
KOREA, REPUBLIC OF	176	181	182	182	182	182
MALAYSIA	13	13	13	13	13	13
NEPAL	-	-	-	-	-	-
PAKISTAN	77	72	47	19	19	19
PHILIPPINES	3	3	3	3	3	3
SRI LANKA	-	-	-	-	-	-
THAILAND	-	-	-	-	-	-
TURKEY	5	5	5	5	5	5
BULGARIA	4	4	4	4	4	4
CZECHOSLOVAKIA	80	80	80	80	80	80
HUNGARY	5	5	5	5	5	5
POLAND	-	-	-	-	-	-
ROMANIA	30	30	30	30	30	30
BELGIUM - LUXEMBOURG	19	21	21	23	23	23
FRANCE	250	260	270	280	290	300
GERMANY, FEDERAL REP OF	549	575	576	578	576	590
IRELAND	2	2	2	2	2	2
ITALY	-	-	-	-	-	-
NETHERLANDS	4	4	4	4	4	4
UNITED KINGDOM	218	226	232	234	235	235
FINLAND	265	290	295	300	305	305
NORWAY	35	35	35	35	35	35
SWEDEN	155	155	160	160	160	165
AUSTRIA	52	60	60	60	60	60
GREECE	20	20	20	20	20	20
PORTUGAL	-	-	-	-	-	-
SPAIN	-	-	-	-	-	-
SWITZERLAND	75	-	-	-	-	-
YUGOSLAVIA	-	-	-	-	-	-
NEW ZEALAND	50	50	50	50	50	50
USSR	-	-	-	-	-	-

OTHER PAPERBOARD N.E.S. (4.332)

	1988	1989	1990	1991	1992	1993
	TOTAL CAPACITY IN 1000 METRIC TONS PER YEAR					
SOUTH AFRICA	32	32	32	32	32	32
EGYPT	28	28	28	28	28	28
MOROCCO	6	6	6	6	6	6
MOZAMBIQUE	1	1	1	1	1	1
ZIMBABWE	1	2	2	2	2	2
UNITED STATES	2117	2123	2137	2147	2149	2149
ARGENTINA	25	25	25	25	25	25
BRAZIL	112	112	112	112	112	112
CHILE	4	4	4	4	4	4
COLOMBIA	-	-	-	-	-	-
CUBA	7	7	7	7	7	7
DOMINICAN REPUBLIC	2	2	2	2	2	2
GUATEMALA	8	8	8	8	8	8
PERU	4	4	4	4	4	4
URUGUAY	-	-	-	-	-	-
VENEZUELA	-	-	-	-	-	-
CHINA	2230	2230	2230	2230	2230	2230
KOREA DEM PEOPLES REP	-	-	-	-	-	-
ISRAEL	5	5	5	5	5	5
JAPAN	1306	1332	1359	1386	1414	1442
JORDAN	1	2	2	2	2	2
MALAYSIA	3	3	3	3	3	3
NEPAL	-	-	-	-	-	-
PHILIPPINES	20	20	20	20	20	20
SRI LANKA	-	-	-	-	-	-
THAILAND	-	-	-	-	-	-
BULGARIA	42	42	42	42	42	42
CZECHOSLOVAKIA	85	85	85	85	85	85
HUNGARY	9	9	9	9	9	9
POLAND	-	-	-	-	-	-
ROMANIA	25	25	25	25	25	25
BELGIUM - LUXEMBOURG	20	20	20	20	20	20
FRANCE	50	55	60	60	60	60
GERMANY, FEDERAL REP OF	111	110	109	107	107	110
ITALY	-	-	-	-	-	-
NETHERLANDS	60	61	61	61	61	61
UNITED KINGDOM	160	176	187	196	204	204
FINLAND	80	80	80	80	80	80
NORWAY	15	15	15	15	15	15
SWEDEN	125	120	120	130	140	150
AUSTRIA	13	18	18	18	18	18
GREECE	8	8	8	8	8	8
PORTUGAL	-	-	-	-	-	-
SPAIN	-	-	-	-	-	-
SWITZERLAND	10	-	-	-	-	-
YUGOSLAVIA	-	-	-	-	-	-
AUSTRALIA	35	35	35	35	35	35
USSR	-	-	-	-	-	-

FAO PULP, PAPER AND PAPERBOARD CAPACITY SURVEY 1988-1993

WORLD, TOTAL

	PROCESS	1988 TOTAL CAPACITY	1988 OF WHICH MARKET PULP	1989 TOTAL CAPACITY	1989 OF WHICH MARKET PULP	1990 TOTAL CAPACITY	1990 OF WHICH MARKET PULP	1991 TOTAL CAPACITY	1991 OF WHICH MARKET PULP	1992 TOTAL CAPACITY	1993 TOTAL CAPACITY
		1000 METRIC TONS (AIR DRY) PER YEAR									
1	WOOD PULP FOR PAPER AND PAPERBOARD	160174	33084	165040	33794	170579	34771	176215	36203	179926	181585
	FROM 1 NOT DISAGGREGATED BELOW	597	0	642	0	813	0	873	0	889	889
1.1	MECHANICAL PULP	23974	922	24190	829	24120	782	24331	769	24513	24680
	FROM 1.1 NOT DISAGGREGATED BELOW	10464	317	10399	253	9971	204	9924	188	10142	10255
1.11	MECHANICAL NON-CONIFEROUS PULP	849	18	884	18	890	18	893	18	894	894
1.12	MECHANICAL CONIFEROUS PULP	12661	587	12907	558	13259	560	13514	563	13477	13531
1.2	THERMO-MECHANICAL PULP	16667	1359	18566	1816	20555	1946	22010	2207	22553	22778
	FROM 1.2 NOT DISAGGREGATED BELOW	5581	596	6630	1025	7964	1112	8808	1283	8956	8956
1.21	THERMO-MECHANICAL NON-CONIFEROUS PULP	259	0	265	0	277	0	286	0	287	287
1.22	THERMO-MECHANICAL CONIFEROUS PULP	10827	763	11671	791	12314	834	12916	924	13310	13535
1.3	SEMI-CHEMICAL PULP	9615	266	9760	276	10053	281	10166	281	10186	10195
	FROM 1.3 NOT DISAGGREGATED BELOW	1433	0	1480	0	1514	0	1514	0	1515	1515
1.31	SEMI-CHEMICAL NON-CONIFEROUS PULP	7359	266	7484	276	7738	281	7850	281	7868	7876
1.32	SEMI-CHEMICAL CONIFEROUS PULP	823	0	796	0	801	0	802	0	803	804
1.4	CHEMICAL PULP TOTAL	109321	30537	111882	30873	115038	31762	118835	32946	121785	123043
	FROM 1.4 NOT DISAGGREGATED BELOW	1976	249	1977	229	1977	229	2001	230	2005	2007
1.41	UNBLEACHED SULPHITE PULP	3589	498	3610	505	3474	518	3444	518	3445	3449
	FROM 1.41 NOT DISAGGREGATED BELOW	2756	360	2750	377	2647	390	2617	390	2623	2623
1.411	UNBLEACHED NON-CONIFEROUS SULPHITE PULP	65	0	70	0	70	0	70	0	70	70
1.412	UNBLEACHED CONIFEROUS SULPHITE PULP	768	138	790	128	757	128	757	128	752	756
1.42	BLEACHED SULPHITE PULP	5795	2140	5879	2138	5934	2121	5944	2123	5956	5976
	FROM 1.42 NOT DISAGGREGATED BELOW	1465	499	1473	515	1494	486	1494	486	1494	1494
1.421	BLEACHED NON-CONIFEROUS SULPHITE PULP	1096	289	1091	280	1103	282	1109	279	1116	1131
1.422	BLEACHED CONIFEROUS SULPHITE PULP	3234	1352	3315	1343	3337	1353	3341	1358	3346	3351
1.43	UNBLEACHED SULPHATE PULP	38684	2297	38922	2257	39553	2236	40442	2226	40471	40481
	FROM 1.43 NOT DISAGGREGATED BELOW	4947	663	4948	665	4963	660	4990	660	4990	4990
1.431	UNBLEACHED NON-CONIFEROUS SULPHATE PULP	2809	136	2821	136	2842	136	2905	136	2910	2905
1.432	UNBLEACHED CONIFEROUS SULPHATE PULP	30928	1498	31153	1456	31748	1440	32547	1430	32571	32586
1.44	BLEACHED SULPHATE+SODA PULP	59277	25353	61494	25744	64100	26658	67004	27849	69908	71130
	FROM 1.44 NOT DISAGGREGATED BELOW	2347	1580	2456	1650	2595	1670	2596	1670	2797	2799
1.441	BLEACHED NON-CONIFEROUS SULPHATE+SODA PULP	26801	9551	28346	9828	29988	10260	31909	11092	33488	34226
1.442	BLEACHED CONIFEROUS SULPHATE+SODA PULP	30129	14222	30692	14266	31517	14728	32499	15087	33623	34105
2	PULP OF OTHER FIBRE FOR PAPER AND BOARD	15467	240	15497	253	15524	253	15616	253	15653	15660
	FROM 2 NOT DISAGGREGATED BELOW	704	0	710	0	720	0	720	0	722	722
2.1	PULP OF STRAW	5260	48	5278	61	5280	61	5296	61	5300	5301
2.2	PULP OF BAGASSE	2167	18	2167	18	2180	18	2253	18	2281	2287
2.3	PULP OF BAMBOO	1674	40	1674	40	1674	40	1677	40	1679	1679
2.4	PULP OF OTHER FIBRE	5662	134	5668	134	5670	134	5670	134	5671	5671
3	DISSOLVING PULP, WOOD+OTHER RAW MATERIALS	5145	4197	5161	4219	5157	4204	5224	4270	5313	5324
	FROM 3 NOT DISAGGREGATED BELOW	1511	1186	1507	1182	1506	1181	1507	1182	1531	1531
3.1	NON-CONIFEROUS DISSOLVING PULP	1907	1394	1906	1394	1908	1395	1909	1395	1909	1910
3.2	CONIFEROUS DISSOLVING PULP	1727	1617	1748	1643	1743	1628	1808	1693	1873	1883

		1988	1989	1990	1991	1992	1993
		TOTAL CAPACITY IN 1000 METRIC TONS PER YEAR					
4	PAPER AND PAPERBOARD	242570	251398	261798	271235	276826	279247
	FROM 4 NOT DISAGGREGATED BELOW	50	1380	1400	1410	1410	1410
4.1	NEWSPRINT	34129	35021	37305	39202	40409	40781
4.2	OTHER PRINTING AND WRITING PAPER	67450	70902	74530	77812	80095	81322
	FROM 4.2 NOT DISAGGREGATED BELOW	3324	3336	3457	3507	3570	3593
4.21	COATED PRINTING AND WRITING PAPER	21276	22622	24327	25564	26555	26993
	FROM 4.21 NOT DISAGGREGATED BELOW	5926	6302	5933	6026	6334	6377
4.211	COATED WOOD CONTAINING PRINT&WRITING PAPER	8571	9104	10085	10592	10862	11163
4.212	COATED WOODFREE PRINTING & WRITING PAPER	6779	7216	8309	8946	9359	9453
4.22	UNCOATED PRINTING AND WRITING PAPER	42850	44944	46746	48741	49970	50736
	FROM 4.22 NOT DISAGGREGATED BELOW	2235	2364	2443	2501	2519	2557
4.221	UNCOATED WOOD CONTAINING PRINT&WRIT PAPER	11640	12091	12397	12964	13301	13472
4.222	UNCOATED WOODFREE PRINTING & WRIT PAPER	28975	30489	31906	33276	34150	34707
4.3	OTHER PAPER AND PAPERBOARD	140941	144095	148563	152811	154912	155734
	FROM 4.3 NOT DISAGGREGATED BELOW	1307	1147	1205	1225	1220	1245
4.31	HOUSEHOLD AND SANITARY PAPER	12998	13344	14006	14444	14651	14744
4.32	WRAPPING AND PACKAGING PAPER AND BOARD	109165	111937	115544	119188	120979	121568
	FROM 4.32 NOT DISAGGREGATED BELOW	2083	2086	2098	2117	2120	2135
4.321	LINERBOARD	38632	39571	41003	42859	43563	43703
	FROM 4.321 NOT DISAGGREGATED BELOW	4976	5006	5087	5114	5120	5120
4.3211	KRAFT LINER	26416	26986	27989	29371	29952	29983
	FROM 4.3211 NOT DISAGGREGATED BELOW	3769	3826	3989	4057	4124	4185
4.32111	UNBLEACHED KRAFT LINER	21825	22345	23166	24448	24997	25032
4.32112	BLEACHED KRAFT LINER	822	815	834	866	831	766
4.3212	OTHER LINERBOARD	7240	7579	7927	8374	8491	8600
4.322	FLUTING MEDIUM	22994	23988	25266	25985	26509	26655
	FROM 4.322 NOT DISAGGREGATED BELOW	3498	3683	4333	4333	4333	4333
4.3221	SEMI-CHEMICAL FLUTING MEDIUM	9730	10007	10312	10559	10684	10731
4.3222	OTHER FLUTING MEDIUM	9766	10298	10621	11093	11492	11591
4.323	KRAFT WRAPPING AND PACKAGING	12762	12922	13022	13198	13316	13390
	FROM 4.323 NOT DISAGGREGATED BELOW	850	880	901	904	904	904
4.3231	SACK KRAFT	6123	6237	6249	6341	6425	6477
4.3232	OTHER KRAFT WRAPPING AND PACKAGING	5789	5805	5872	5953	5987	6009
4.324	FOLDING BOXBOARD	21074	21493	22129	22868	23201	23364
	FROM 4.324 NOT DISAGGREGATED BELOW	3598	3633	3745	3767	3791	3819
4.3241	PULP BASED FOLDING BOXBOARD	10249	10448	10835	11280	11479	11522
	FROM 4.3241 NOT DISAGGREGATED BELOW	1893	1940	2053	2080	2102	2140
4.32411	BLEACHED CHEMICAL PULP FOLDING BOXBOARD	5084	5155	5334	5556	5620	5620
4.32412	OTHER PULP BASED FOLDING BOXBOARD	3272	3353	3448	3644	3757	3762
4.3242	WASTE PAPER BASED FOLDING BOXBOARD	7227	7412	7549	7821	7931	8023
4.325	OTHER WRAPPING AND PACKAGING N.E.S.	11620	11877	12026	12161	12270	12321
	FROM 4.325 NOT DISAGGREGATED BELOW	1037	1048	1056	1066	1075	1085
4.3251	OTHER WRAPPING PAPER	2308	2359	2413	2462	2518	2541
4.3252	OTHER PACKAGING PAPERBOARD	8275	8470	8557	8633	8677	8695
4.33	OTHER PAPER AND PAPERBOARD N.E.S. TOTAL	17471	17667	17808	17954	18062	18177
	FROM 4.33 NOT DISAGGREGATED BELOW	2769	2771	2774	2777	2782	2786
4.331	OTHER PAPER N.E.S.	7942	8091	8173	8262	8317	8387
4.332	OTHER PAPERBOARD N.E.S.	6760	6805	6861	6915	6963	7004

FAO PULP, PAPER AND PAPERBOARD CAPACITY SURVEY 1988-1993

WORLD, CENTR. PLANNED

	PROCESS	1988 TOTAL CAPA-CITY	1988 OF WHICH MARKET PULP	1989 TOTAL CAPA-CITY	1989 OF WHICH MARKET PULP	1990 TOTAL CAPA-CITY	1990 OF WHICH MARKET PULP	1991 TOTAL CAPA-CITY	1991 OF WHICH MARKET PULP	1992 TOTAL CAPA-CITY	1993 TOTAL CAPA-CITY
		1000 METRIC TONS (AIR DRY) PER YEAR									
1	WOOD PULP FOR PAPER AND PAPERBOARD	17502	3402	17665	3467	17925	3472	17958	3472	17944	17971
1.1	MECHANICAL PULP	3931	109	3934	109	3954	109	3972	109	3972	3974
	FROM 1.1 NOT DISAGGREGATED BELOW	2979	107	2982	107	3002	107	3002	107	3002	3002
1.11	MECHANICAL NON-CONIFEROUS PULP	266	0	266	0	266	0	266	0	266	266
1.12	MECHANICAL CONIFEROUS PULP	686	2	686	2	686	2	704	2	704	706
1.2	THERMO-MECHANICAL PULP	387	0	437	0	567	0	567	0	567	567
	FROM 1.2 NOT DISAGGREGATED BELOW	332	0	382	0	512	0	512	0	512	512
1.21	THERMO-MECHANICAL NON-CONIFEROUS PULP	25	0	25	0	25	0	25	0	25	25
1.22	THERMO-MECHANICAL CONIFEROUS PULP	30	0	30	0	30	0	30	0	30	30
1.3	SEMI-CHEMICAL PULP	1114	50	1142	60	1150	65	1165	65	1167	1167
	FROM 1.3 NOT DISAGGREGATED BELOW	640	0	640	0	640	0	640	0	640	640
1.31	SEMI-CHEMICAL NON-CONIFEROUS PULP	464	50	492	60	500	65	515	65	517	517
1.32	SEMI-CHEMICAL CONIFEROUS PULP	10	0	10	0	10	0	10	0	10	10
1.4	CHEMICAL PULP TOTAL	12070	3243	12152	3298	12254	3298	12254	3298	12238	12263
	FROM 1.4 NOT DISAGGREGATED BELOW	1650	187	1650	167	1650	167	1650	167	1650	1650
1.41	UNBLEACHED SULPHITE PULP	1556	380	1548	380	1550	380	1550	380	1550	1554
	FROM 1.41 NOT DISAGGREGATED BELOW	1300	330	1300	330	1300	330	1300	330	1300	1300
1.411	UNBLEACHED NON-CONIFEROUS SULPHITE PULP	10	0	10	0	10	0	10	0	10	10
1.412	UNBLEACHED CONIFEROUS SULPHITE PULP	246	50	238	50	240	50	240	50	240	244
1.42	BLEACHED SULPHITE PULP	1409	450	1404	445	1404	445	1404	445	1404	1404
	FROM 1.42 NOT DISAGGREGATED BELOW	930	200	930	200	930	200	930	200	930	930
1.421	BLEACHED NON-CONIFEROUS SULPHITE PULP	76	40	76	40	76	40	76	40	76	76
1.422	BLEACHED CONIFEROUS SULPHITE PULP	403	210	398	205	398	205	398	205	398	398
1.43	UNBLEACHED SULPHATE PULP	4936	550	4930	550	4930	550	4930	550	4903	4913
	FROM 1.43 NOT DISAGGREGATED BELOW	2965	550	2965	550	2965	550	2965	550	2965	2965
1.431	UNBLEACHED NON-CONIFEROUS SULPHATE PULP	193	0	193	0	193	0	193	0	193	193
1.432	UNBLEACHED CONIFEROUS SULPHATE PULP	1778	0	1772	0	1772	0	1772	0	1745	1755
1.44	BLEACHED SULPHATE+SODA PULP	2519	1676	2620	1756	2720	1756	2720	1756	2731	2742
	FROM 1.44 NOT DISAGGREGATED BELOW	1765	1420	1865	1500	1965	1500	1965	1500	1965	1965
1.441	BLEACHED NON-CONIFEROUS SULPHATE+SODA PULP	288	74	289	74	289	74	289	74	289	289
1.442	BLEACHED CONIFEROUS SULPHATE+SODA PULP	466	182	466	182	466	182	466	182	477	488
2	PULP OF OTHER FIBRE FOR PAPER AND BOARD	9713	17	9715	17	9725	17	9737	17	9737	9737
	FROM 2 NOT DISAGGREGATED BELOW	380	0	380	0	390	0	390	0	390	390
2.1	PULP OF STRAW	4126	16	4128	16	4128	16	4140	16	4140	4140
2.2	PULP OF BAGASSE	305	0	305	0	305	0	305	0	305	305
2.3	PULP OF BAMBOO	254	0	254	0	254	0	254	0	254	254
2.4	PULP OF OTHER FIBRE	4648	1	4648	1	4648	1	4648	1	4648	4648
3	DISSOLVING PULP, WOOD+OTHER RAW MATERIALS	1314	950	1317	955	1349	975	1349	975	1349	1349
	FROM 3 NOT DISAGGREGATED BELOW	980	760	980	760	1000	780	1000	780	1000	1000
3.1	NON-CONIFEROUS DISSOLVING PULP	293	190	291	190	293	190	293	190	293	293
3.2	CONIFEROUS DISSOLVING PULP	41	0	46	5	56	5	56	5	56	56

		1988	1989	1990	1991	1992	1993
		TOTAL CAPACITY IN 1000 METRIC TONS PER YEAR					
4	PAPER AND PAPERBOARD	31995	32357	33549	33669	33719	33749
4.1	NEWSPRINT	3109	3184	3184	3184	3184	3184
4.2	OTHER PRINTING AND WRITING PAPER	6460	6470	6598	6698	6728	6728
	FROM 4.2 NOT DISAGGREGATED BELOW	2132	2122	2212	2212	2242	2242
4.21	COATED PRINTING AND WRITING PAPER	295	300	315	315	315	315
4.211	COATED WOOD CONTAINING PRINT&WRITING PAPER	146	146	146	146	146	146
4.212	COATED WOODFREE PRINTING & WRITING PAPER	149	154	169	169	169	169
4.22	UNCOATED PRINTING AND WRITING PAPER	4033	4048	4071	4171	4171	4171
	FROM 4.22 NOT DISAGGREGATED BELOW	79	79	79	79	79	79
4.221	UNCOATED WOOD CONTAINING PRINT&WRIT PAPER	1122	1127	1147	1147	1147	1147
4.222	UNCOATED WOODFREE PRINTING & WRIT PAPER	2832	2842	2845	2945	2945	2945
4.3	OTHER PAPER AND PAPERBOARD	22426	22703	23767	23787	23807	23837
	FROM 4.3 NOT DISAGGREGATED BELOW	1097	1147	1205	1225	1220	1245
4.31	HOUSEHOLD AND SANITARY PAPER	527	577	728	728	753	758
4.32	WRAPPING AND PACKAGING PAPER AND BOARD	14392	14569	15424	15424	15424	15424
	FROM 4.32 NOT DISAGGREGATED BELOW	1130	1130	1130	1130	1130	1130
4.321	LINERBOARD	3008	3045	3095	3095	3095	3095
	FROM 4.321 NOT DISAGGREGATED BELOW	1820	1820	1820	1820	1820	1820
4.3211	KRAFT LINER	900	900	900	900	900	900
4.32111	UNBLEACHED KRAFT LINER	800	800	800	800	800	800
4.32112	BLEACHED KRAFT LINER	100	100	100	100	100	100
4.3212	OTHER LINERBOARD	288	325	375	375	375	375
4.322	FLUTING MEDIUM	3839	3989	4679	4679	4679	4679
	FROM 4.322 NOT DISAGGREGATED BELOW	2190	2340	2990	2990	2990	2990
4.3221	SEMI-CHEMICAL FLUTING MEDIUM	595	595	595	595	595	595
4.3222	OTHER FLUTING MEDIUM	1054	1054	1094	1094	1094	1094
4.323	KRAFT WRAPPING AND PACKAGING	2126	2106	2106	2106	2106	2106
4.3231	SACK KRAFT	1577	1557	1557	1557	1557	1557
4.3232	OTHER KRAFT WRAPPING AND PACKAGING	549	549	549	549	549	549
4.324	FOLDING BOXBOARD	2723	2727	2827	2827	2827	2827
	FROM 4.324 NOT DISAGGREGATED BELOW	1370	1370	1450	1450	1450	1450
4.3241	PULP BASED FOLDING BOXBOARD	951	951	951	951	951	951
4.32411	BLEACHED CHEMICAL PULP FOLDING BOXBOARD	246	246	246	246	246	246
4.32412	OTHER PULP BASED FOLDING BOXBOARD	705	705	705	705	705	705
4.3242	WASTE PAPER BASED FOLDING BOXBOARD	402	406	426	426	426	426
4.325	OTHER WRAPPING AND PACKAGING N.E.S.	1566	1572	1587	1587	1587	1587
4.3251	OTHER WRAPPING PAPER	547	553	568	568	568	568
4.3252	OTHER PACKAGING PAPERBOARD	1019	1019	1019	1019	1019	1019
4.33	OTHER PAPER AND PAPERBOARD N.E.S. TOTAL	6410	6410	6410	6410	6410	6410
	FROM 4.33 NOT DISAGGREGATED BELOW	2000	2000	2000	2000	2000	2000
4.331	OTHER PAPER N.E.S.	2019	2019	2019	2019	2019	2019
4.332	OTHER PAPERBOARD N.E.S.	2391	2391	2391	2391	2391	2391

FAO PULP,PAPER AND PAPERBOARD CAPACITY SURVEY 1988-1993

WORLD,DEVELOPED

	PROCESS	1988 TOTAL CAPACITY	1988 OF WHICH MARKET PULP	1989 TOTAL CAPACITY	1989 OF WHICH MARKET PULP	1990 TOTAL CAPACITY	1990 OF WHICH MARKET PULP	1991 TOTAL CAPACITY	1991 OF WHICH MARKET PULP	1992 TOTAL CAPACITY	1993 TOTAL CAPACITY
		1000 METRIC TONS (AIR DRY) PER YEAR									
1	WOOD PULP FOR PAPER AND PAPERBOARD	132157	26591	136328	27153	140751	27839	145053	28638	146953	147755
	FROM 1 NOT DISAGGREGATED BELOW	445	0	490	0	648	0	708	0	723	723
1.1	MECHANICAL PULP	18490	739	18679	645	18546	596	18634	580	18611	18609
	FROM 1.1 NOT DISAGGREGATED BELOW	7056	210	6988	146	6530	97	6463	81	6581	6584
1.11	MECHANICAL NON-CONIFEROUS PULP	331	13	336	13	342	13	345	13	346	346
1.12	MECHANICAL CONIFEROUS PULP	11103	516	11355	486	11674	486	11826	486	11684	11679
1.2	THERMO-MECHANICAL PULP	15907	1341	17681	1800	19479	1922	20803	2178	21181	21376
	FROM 1.2 NOT DISAGGREGATED BELOW	5174	596	6098	1025	7302	1112	8146	1283	8294	8294
1.21	THERMO-MECHANICAL NON-CONIFEROUS PULP	139	0	145	0	157	0	166	0	167	167
1.22	THERMO-MECHANICAL CONIFEROUS PULP	10594	745	11438	775	12020	810	12491	895	12720	12915
1.3	SEMI-CHEMICAL PULP	7718	206	7718	206	7872	206	7957	206	7971	7977
	FROM 1.3 NOT DISAGGREGATED BELOW	675	0	700	0	723	0	723	0	724	724
1.31	SEMI-CHEMICAL NON-CONIFEROUS PULP	6269	206	6288	206	6419	206	6504	206	6517	6523
1.32	SEMI-CHEMICAL CONIFEROUS PULP	774	0	730	0	730	0	730	0	730	730
1.4	CHEMICAL PULP TOTAL	89597	24305	91760	24502	94206	25115	96951	25674	98467	99070
	FROM 1.4 NOT DISAGGREGATED BELOW	268	62	269	62	269	62	277	63	277	277
1.41	UNBLEACHED SULPHITE PULP	1963	115	1992	122	1854	135	1824	135	1825	1825
	FROM 1.41 NOT DISAGGREGATED BELOW	1456	30	1450	47	1347	60	1317	60	1323	1323
1.411	UNBLEACHED NON-CONIFEROUS SULPHITE PULP	40	.	45	.	45	.	45	.	45	45
1.412	UNBLEACHED CONIFEROUS SULPHITE PULP	467	85	497	75	462	75	462	75	457	457
1.42	BLEACHED SULPHITE PULP	4236	1649	4324	1651	4379	1634	4389	1636	4401	4411
	FROM 1.42 NOT DISAGGREGATED BELOW	526	299	534	315	555	286	555	286	555	555
1.421	BLEACHED NON-CONIFEROUS SULPHITE PULP	990	239	985	230	997	232	1003	229	1010	1015
1.422	BLEACHED CONIFEROUS SULPHITE PULP	2720	1111	2805	1106	2827	1116	2831	1121	2836	2841
1.43	UNBLEACHED SULPHATE PULP	30806	1241	31010	1201	31445	1135	32234	1110	32313	32366
	FROM 1.43 NOT DISAGGREGATED BELOW	1717	113	1718	115	1717	110	1717	110	1717	1717
1.431	UNBLEACHED NON-CONIFEROUS SULPHATE PULP	1887	50	1899	50	1920	50	1983	50	1991	1986
1.432	UNBLEACHED CONIFEROUS SULPHATE PULP	27202	1078	27393	1036	27808	975	28534	950	28605	28663
1.44	BLEACHED SULPHATE+SODA PULP	52324	21238	54165	21466	56259	22149	58227	22730	59651	60191
	FROM 1.44 NOT DISAGGREGATED BELOW	367	20	371	10	410	30	411	30	412	414
1.441	BLEACHED NON-CONIFEROUS SULPHATE+SODA PULP	23510	7912	24870	8149	26209	8436	27357	8698	28208	28445
1.442	BLEACHED CONIFEROUS SULPHATE+SODA PULP	28447	13306	28924	13307	29640	13683	30459	14002	31031	31332
2	PULP OF OTHER FIBRE FOR PAPER AND BOARD	866	49	888	62	890	62	891	62	896	897
	FROM 2 NOT DISAGGREGATED BELOW	324	0	330	0	330	0	330	0	332	332
2.1	PULP OF STRAW	312	32	326	45	328	45	329	45	331	332
2.2	PULP OF BAGASSE	99	0	99	0	99	0	99	0	99	99
2.3	PULP OF BAMBOO	.	.	.	0	.	0	.	0	.	.
2.4	PULP OF OTHER FIBRE	131	17	133	17	133	17	133	17	134	134
3	DISSOLVING PULP,WOOD+OTHER RAW MATERIALS	3433	3149	3446	3166	3410	3131	3477	3197	3516	3527
	FROM 3 NOT DISAGGREGATED BELOW	531	426	527	422	506	401	507	402	531	531
3.1	NON-CONIFEROUS DISSOLVING PULP	1294	1121	1295	1121	1295	1122	1296	1122	1296	1297
3.2	CONIFEROUS DISSOLVING PULP	1608	1602	1624	1623	1609	1608	1674	1673	1689	1699

	PROCESS	1988	1989	1990	1991	1992	1993
		TOTAL CAPACITY IN 1000 METRIC TONS PER YEAR					
4	PAPER AND PAPERBOARD	185686	192774	200928	208617	212789	214648
	FROM 4 NOT DISAGGREGATED BELOW	0	1330	1350	1360	1360	1360
4.1	NEWSPRINT	28342	29026	31081	32660	33523	33871
4.2	OTHER PRINTING AND WRITING PAPER	54794	57952	61089	63903	65804	66697
	FROM 4.2 NOT DISAGGREGATED BELOW	327	327	327	327	327	327
4.21	COATED PRINTING AND WRITING PAPER	20189	21474	23132	24351	25324	25761
	FROM 4.21 NOT DISAGGREGATED BELOW	5859	6226	5853	5941	6249	6292
4.211	COATED WOOD CONTAINING PRINT&WRITING PAPER	8388	8921	9902	10409	10679	10980
4.212	COATED WOODFREE PRINTING & WRITING PAPER	5942	6327	7377	8001	8396	8489
4.22	UNCOATED PRINTING AND WRITING PAPER	34278	36151	37630	39225	40153	40609
	FROM 4.22 NOT DISAGGREGATED BELOW	1423	1448	1479	1520	1538	1576
4.221	UNCOATED WOOD CONTAINING PRINT&WRIT PAPER	10246	10670	10933	11477	11814	11985
4.222	UNCOATED WOODFREE PRINTING & WRIT PAPER	22609	24033	25218	26228	26801	27048
4.3	OTHER PAPER AND PAPERBOARD	102550	104466	107408	110694	112102	112720
	FROM 4.3 NOT DISAGGREGATED BELOW	210	0	0	0	0	0
4.31	HOUSEHOLD AND SANITARY PAPER	10809	11005	11423	11790	11923	12000
4.32	WRAPPING AND PACKAGING PAPER AND BOARD	81349	83088	85447	88195	89363	89789
	FROM 4.32 NOT DISAGGREGATED BELOW	631	631	631	631	631	631
4.321	LINERBOARD	31286	31807	32966	34456	34930	35050
	FROM 4.321 NOT DISAGGREGATED BELOW	830	540	540	540	540	540
4.3211	KRAFT LINER	23920	24432	25293	26336	26695	26706
	FROM 4.3211 NOT DISAGGREGATED BELOW	3769	3826	3989	4057	4124	4185
4.32111	UNBLEACHED KRAFT LINER	19451	19915	20596	21541	21868	21883
4.32112	BLEACHED KRAFT LINER	700	691	708	738	703	638
4.3212	OTHER LINERBOARD	6536	6835	7133	7580	7695	7804
4.322	FLUTING MEDIUM	16732	17458	18015	18538	18847	18976
	FROM 4.322 NOT DISAGGREGATED BELOW	1210	1245	1245	1245	1245	1245
4.3221	SEMI-CHEMICAL FLUTING MEDIUM	8751	9025	9328	9573	9698	9737
4.3222	OTHER FLUTING MEDIUM	6771	7188	7442	7720	7904	7994
4.323	KRAFT WRAPPING AND PACKAGING	8050	8092	8139	8231	8266	8300
	FROM 4.323 NOT DISAGGREGATED BELOW	330	330	330	330	330	330
4.3231	SACK KRAFT	3445	3472	3486	3520	3532	3551
4.3232	OTHER KRAFT WRAPPING AND PACKAGING	4275	4290	4323	4381	4404	4419
4.324	FOLDING BOXBOARD	15773	15971	16433	16941	17182	17274
	FROM 4.324 NOT DISAGGREGATED BELOW	1700	1715	1737	1759	1782	1806
4.3241	PULP BASED FOLDING BOXBOARD	8891	9060	9447	9892	10091	10134
	FROM 4.3241 NOT DISAGGREGATED BELOW	1892	1939	2052	2079	2101	2139
4.32411	BLEACHED CHEMICAL PULP FOLDING BOXBOARD	4706	4747	4926	5148	5212	5212
4.32412	OTHER PULP BASED FOLDING BOXBOARD	2293	2374	2469	2665	2778	2783
4.3242	WASTE PAPER BASED FOLDING BOXBOARD	5182	5196	5249	5290	5309	5334
4.325	OTHER WRAPPING AND PACKAGING N.E.S.	8877	9129	9263	9398	9507	9558
	FROM 4.325 NOT DISAGGREGATED BELOW	1022	1031	1039	1049	1058	1068
4.3251	OTHER WRAPPING PAPER	1372	1420	1459	1508	1564	1587
4.3252	OTHER PACKAGING PAPERBOARD	6483	6678	6765	6841	6885	6903
4.33	OTHER PAPER AND PAPERBOARD N.E.S. TOTAL	10182	10373	10538	10709	10816	10931
	FROM 4.33 NOT DISAGGREGATED BELOW	685	689	692	696	700	704
4.331	OTHER PAPER N.E.S.	5350	5494	5600	5713	5768	5838
4.332	OTHER PAPERBOARD N.E.S.	4147	4190	4246	4300	4348	4389

FAO PULP, PAPER AND PAPERBOARD CAPACITY SURVEY 1988-1993

WORLD, DEVELOPING

	PROCESS	1988 TOTAL CAPACITY	1988 OF WHICH MARKET PULP	1989 TOTAL CAPACITY	1989 OF WHICH MARKET PULP	1990 TOTAL CAPACITY	1990 OF WHICH MARKET PULP	1991 TOTAL CAPACITY	1991 OF WHICH MARKET PULP	1992 TOTAL CAPACITY	1993 TOTAL CAPACITY
		1000 METRIC TONS (AIR DRY) PER YEAR									
1	WOOD PULP FOR PAPER AND PAPERBOARD	10515	3091	11047	3174	11903	3460	13204	4093	15029	15859
	FROM 1 NOT DISAGGREGATED BELOW	152	0	152	0	165	0	165	0	166	166
1.1	MECHANICAL PULP	1553	74	1577	75	1620	77	1725	80	1930	2097
	FROM 1.1 NOT DISAGGREGATED BELOW	429	0	429	0	439	0	459	0	559	669
1.11	MECHANICAL NON-CONIFEROUS PULP	252	5	282	5	282	5	282	5	282	282
1.12	MECHANICAL CONIFEROUS PULP	872	69	866	70	899	72	984	75	1089	1146
1.2	THERMO-MECHANICAL PULP	373	18	448	16	509	24	640	29	805	835
	FROM 1.2 NOT DISAGGREGATED BELOW	75	0	150	0	150	0	150	0	150	150
1.21	THERMO-MECHANICAL NON-CONIFEROUS PULP	95	0	95	0	95	0	95	0	95	95
1.22	THERMO-MECHANICAL CONIFEROUS PULP	203	18	203	16	264	24	395	29	560	590
1.3	SEMI-CHEMICAL PULP	783	10	900	10	1031	10	1044	10	1048	1051
	FROM 1.3 NOT DISAGGREGATED BELOW	118	0	140	0	151	0	151	0	151	151
1.31	SEMI-CHEMICAL NON-CONIFEROUS PULP	626	10	704	10	819	10	831	10	834	836
1.32	SEMI-CHEMICAL CONIFEROUS PULP	39	0	56	0	61	0	62	0	63	64
1.4	CHEMICAL PULP TOTAL	7654	2989	7970	3073	8578	3349	9630	3974	11080	11710
	FROM 1.4 NOT DISAGGREGATED BELOW	58	0	58	0	58	0	74	0	78	80
1.41	UNBLEACHED SULPHITE PULP	70	3	70	3	70	3	70	3	70	70
1.411	UNBLEACHED NON-CONIFEROUS SULPHITE PULP	15	0	15	0	15	0	15	0	15	15
1.412	UNBLEACHED CONIFEROUS SULPHITE PULP	55	3	55	3	55	3	55	3	55	55
1.42	BLEACHED SULPHITE PULP	150	41	151	42	151	42	151	42	151	161
	FROM 1.42 NOT DISAGGREGATED BELOW	9	0	9	0	9	0	9	0	9	9
1.421	BLEACHED NON-CONIFEROUS SULPHITE PULP	30	10	30	10	30	10	30	10	30	40
1.422	BLEACHED CONIFEROUS SULPHITE PULP	111	31	112	32	112	32	112	32	112	112
1.43	UNBLEACHED SULPHATE PULP	2942	506	2982	506	3178	551	3278	566	3255	3202
	FROM 1.43 NOT DISAGGREGATED BELOW	265	0	265	0	281	0	308	0	308	308
1.431	UNBLEACHED NON-CONIFEROUS SULPHATE PULP	729	86	729	86	729	86	729	86	726	726
1.432	UNBLEACHED CONIFEROUS SULPHATE PULP	1948	420	1988	420	2168	465	2241	480	2221	2168
1.44	BLEACHED SULPHATE+SODA PULP	4434	2439	4709	2522	5121	2753	6057	3363	7526	8197
	FROM 1.44 NOT DISAGGREGATED BELOW	215	140	220	140	220	140	220	140	420	420
1.441	BLEACHED NON-CONIFEROUS SULPHATE+SODA PULP	3003	1565	3187	1605	3490	1750	4263	2320	4991	5492
1.442	BLEACHED CONIFEROUS SULPHATE+SODA PULP	1216	734	1302	777	1411	863	1574	903	2115	2285
2	PULP OF OTHER FIBRE FOR PAPER AND BOARD	4888	174	4894	174	4909	174	4988	174	5020	5026
2.1	PULP OF STRAW	822	0	824	0	824	0	827	0	829	829
2.2	PULP OF BAGASSE	1763	18	1763	18	1776	18	1849	18	1877	1883
2.3	PULP OF BAMBOO	1420	40	1420	40	1420	40	1423	40	1425	1425
2.4	PULP OF OTHER FIBRE	883	116	887	116	889	116	889	116	889	889
3	DISSOLVING PULP, WOOD+OTHER RAW MATERIALS	398	98	398	98	398	98	398	98	448	448
3.1	NON-CONIFEROUS DISSOLVING PULP	320	83	320	83	320	83	320	83	320	320
3.2	CONIFEROUS DISSOLVING PULP	78	15	78	15	78	15	78	15	128	128

		1988	1989	1990	1991	1992	1993
		TOTAL CAPACITY IN 1000 METRIC TONS PER YEAR					
4	PAPER AND PAPERBOARD	24889	26267	27321	28949	30318	30850
	FROM 4 NOT DISAGGREGATED BELOW	50	50	50	50	50	50
4.1	NEWSPRINT	2678	2811	3040	3358	3702	3726
4.2	OTHER PRINTING AND WRITING PAPER	6196	6480	6843	7211	7563	7897
	FROM 4.2 NOT DISAGGREGATED BELOW	865	887	918	968	1001	1024
4.21	COATED PRINTING AND WRITING PAPER	792	848	880	898	916	917
	FROM 4.21 NOT DISAGGREGATED BELOW	67	76	80	85	85	85
4.211	COATED WOOD CONTAINING PRINT&WRITING PAPER	37	37	37	37	37	37
4.212	COATED WOODFREE PRINTING & WRITING PAPER	688	735	763	776	794	795
4.22	UNCOATED PRINTING AND WRITING PAPER	4539	4745	5045	5345	5646	5956
	FROM 4.22 NOT DISAGGREGATED BELOW	733	837	885	902	902	902
4.221	UNCOATED WOOD CONTAINING PRINT&WRIT PAPER	272	294	317	340	340	340
4.222	UNCOATED WOODFREE PRINTING & WRIT PAPER	3534	3614	3843	4103	4404	4714
4.3	OTHER PAPER AND PAPERBOARD	15965	16926	17388	18330	19003	19177
4.31	HOUSEHOLD AND SANITARY PAPER	1662	1762	1855	1926	1975	1986
4.32	WRAPPING AND PACKAGING PAPER AND BOARD	13424	14280	14673	15569	16192	16355
	FROM 4.32 NOT DISAGGREGATED BELOW	322	325	337	356	359	374
4.321	LINERBOARD	4338	4719	4942	5308	5538	5558
	FROM 4.321 NOT DISAGGREGATED BELOW	2326	2646	2727	2754	2760	2760
4.3211	KRAFT LINER	1596	1654	1796	2135	2357	2377
4.32111	UNBLEACHED KRAFT LINER	1574	1630	1770	2107	2329	2349
4.32112	BLEACHED KRAFT LINER	22	24	26	28	28	28
4.3212	OTHER LINERBOARD	416	419	419	419	421	421
4.322	FLUTING MEDIUM	2423	2541	2572	2768	2983	3000
	FROM 4.322 NOT DISAGGREGATED BELOW	98	98	98	98	98	98
4.3221	SEMI-CHEMICAL FLUTING MEDIUM	384	387	389	391	391	399
4.3222	OTHER FLUTING MEDIUM	1941	2056	2085	2279	2494	2503
4.323	KRAFT WRAPPING AND PACKAGING	2586	2724	2777	2861	2944	2984
	FROM 4.323 NOT DISAGGREGATED BELOW	520	550	571	574	574	574
4.3231	SACK KRAFT	1101	1208	1206	1264	1336	1369
4.3232	OTHER KRAFT WRAPPING AND PACKAGING	965	966	1000	1023	1034	1041
4.324	FOLDING BOXBOARD	2578	2795	2869	3100	3192	3263
	FROM 4.324 NOT DISAGGREGATED BELOW	528	548	558	558	559	563
4.3241	PULP BASED FOLDING BOXBOARD	407	437	437	437	437	437
	FROM 4.3241 NOT DISAGGREGATED BELOW	1	1	1	1	1	1
4.32411	BLEACHED CHEMICAL PULP FOLDING BOXBOARD	132	162	162	162	162	162
4.32412	OTHER PULP BASED FOLDING BOXBOARD	274	274	274	274	274	274
4.3242	WASTE PAPER BASED FOLDING BOXBOARD	1643	1810	1874	2105	2196	2263
4.325	OTHER WRAPPING AND PACKAGING N.E.S.	1177	1176	1176	1176	1176	1176
	FROM 4.325 NOT DISAGGREGATED BELOW	15	17	17	17	17	17
4.3251	OTHER WRAPPING PAPER	389	386	386	386	386	386
4.3252	OTHER PACKAGING PAPERBOARD	773	773	773	773	773	773
4.33	OTHER PAPER AND PAPERBOARD N.E.S. TOTAL	879	884	860	835	836	836
	FROM 4.33 NOT DISAGGREGATED BELOW	84	82	82	81	82	82
4.331	OTHER PAPER N.E.S.	573	578	554	530	530	530
4.332	OTHER PAPERBOARD N.E.S.	222	224	224	224	224	224

NORTHERN AMERICA

	PROCESS	1988 TOTAL CAPACITY	1988 OF WHICH MARKET PULP	1989 TOTAL CAPACITY	1989 OF WHICH MARKET PULP	1990 TOTAL CAPACITY	1990 OF WHICH MARKET PULP	1991 TOTAL CAPACITY	1991 OF WHICH MARKET PULP	1992 TOTAL CAPACITY	1993 TOTAL CAPACITY
		1000 METRIC TONS (AIR DRY) PER YEAR									
1	WOOD PULP FOR PAPER AND PAPERBOARD	80581	14919	82668	15378	85485	15803	88586	16468	89792	89792
1.1	MECHANICAL PULP	9127	179	9140	115	8794	65	8777	45	8836	8836
	FROM 1.1 NOT DISAGGREGATED BELOW	5838	166	5768	102	5296	52	5223	32	5259	5259
1.11	MECHANICAL NON-CONIFEROUS PULP	164	13	169	13	175	13	178	13	179	179
1.12	MECHANICAL CONIFEROUS PULP	3125	0	3203	0	3323	0	3376	0	3398	3398
1.2	THERMO-MECHANICAL PULP	7845	579	8895	1008	10339	1095	11363	1266	11531	11531
	FROM 1.2 NOT DISAGGREGATED BELOW	5062	579	5986	1008	7190	1095	8034	1266	8182	8182
1.21	THERMO-MECHANICAL NON-CONIFEROUS PULP	139	0	145	0	157	0	166	0	167	167
1.22	THERMO-MECHANICAL CONIFEROUS PULP	2644	0	2764	0	2992	0	3163	0	3182	3182
1.3	SEMI-CHEMICAL PULP	4796	0	4913	0	5045	0	5114	0	5118	5118
	FROM 1.3 NOT DISAGGREGATED BELOW	465	0	490	0	513	0	513	0	514	514
1.31	SEMI-CHEMICAL NON-CONIFEROUS PULP	4331	0	4423	0	4532	0	4601	0	4604	4604
1.32	SEMI-CHEMICAL CONIFEROUS PULP	0	0	0	0	0	0	0	0	0	0
1.4	CHEMICAL PULP TOTAL	58813	14161	59720	14255	61307	14643	63332	15157	64307	64307
1.41	UNBLEACHED SULPHITE PULP	1564	24	1558	41	1455	54	1425	54	1431	1431
	FROM 1.41 NOT DISAGGREGATED BELOW	1399	24	1393	41	1290	54	1260	54	1266	1266
1.411	UNBLEACHED NON-CONIFEROUS SULPHITE PULP	0	0	0	0	0	0	0	0	0	0
1.412	UNBLEACHED CONIFEROUS SULPHITE PULP	165	0	165	0	165	0	165	0	165	165
1.42	BLEACHED SULPHITE PULP	1728	558	1739	559	1761	545	1759	545	1759	1759
	FROM 1.42 NOT DISAGGREGATED BELOW	452	299	460	300	481	286	481	286	481	481
1.421	BLEACHED NON-CONIFEROUS SULPHITE PULP	383	0	384	0	384	0	383	0	383	383
1.422	BLEACHED CONIFEROUS SULPHITE PULP	893	259	895	259	896	259	895	259	895	895
1.43	UNBLEACHED SULPHATE PULP	21778	279	22029	279	22447	273	23197	273	23263	23263
	FROM 1.43 NOT DISAGGREGATED BELOW	1561	113	1562	115	1561	110	1561	110	1561	1561
1.431	UNBLEACHED NON-CONIFEROUS SULPHATE PULP	1011	0	1023	0	1044	0	1082	0	1085	1085
1.432	UNBLEACHED CONIFEROUS SULPHATE PULP	19206	166	19444	164	19842	163	20554	163	20617	20617
1.44	BLEACHED SULPHATE+SODA PULP	33743	13300	34394	13376	35644	13771	36951	14285	37854	37854
1.441	BLEACHED NON-CONIFEROUS SULPHATE+SODA PULP	12725	3524	13195	3579	13870	3764	14534	3984	15120	15120
1.442	BLEACHED CONIFEROUS SULPHATE+SODA PULP	21018	9776	21199	9797	21774	10007	22417	10301	22734	22734
2	PULP OF OTHER FIBRE FOR PAPER AND BOARD	312	0	318	0	318	0	318	0	318	318
	FROM 2 NOT DISAGGREGATED BELOW	312	0	318	0	318	0	318	0	318	318
2.1	PULP OF STRAW	0	0	0	0	0	0	0	0	0	0
2.2	PULP OF BAGASSE	0	0	0	0	0	0	0	0	0	0
2.3	PULP OF BAMBOO	0	0	0	0	0	0	0	0	0	0
2.4	PULP OF OTHER FIBRE	0	0	0	0	0	0	0	0	0	0
3	DISSOLVING PULP,WOOD+OTHER RAW MATERIALS	1548	1548	1545	1545	1524	1524	1524	1524	1524	1524
	FROM 3 NOT DISAGGREGATED BELOW	277	277	273	273	252	252	252	252	252	252
3.1	NON-CONIFEROUS DISSOLVING PULP	445	445	445	445	445	445	445	445	445	445
3.2	CONIFEROUS DISSOLVING PULP	826	826	827	827	827	827	827	827	827	827

		1988	1989	1990	1991	1992	1993
		TOTAL CAPACITY IN 1000 METRIC TONS PER YEAR					
4	PAPER AND PAPERBOARD	90747	93696	97763	102E3	103E3	103E3
4.1	NEWSPRINT	15633	16066	17274	18022	18295	18295
4.2	OTHER PRINTING AND WRITING PAPER	23688	25059	26320	27614	28148	28193
4.21	COATED PRINTING AND WRITING PAPER	7600	7982	8558	9035	9182	9182
4.211	COATED WOOD CONTAINING PRINT&WRITING PAPER	4320	4452	4747	4822	4856	4856
4.212	COATED WOODFREE PRINTING & WRITING PAPER	3280	3530	3811	4213	4326	4326
4.22	UNCOATED PRINTING AND WRITING PAPER	16088	17077	17762	18579	18966	19011
4.221	UNCOATED WOOD CONTAINING PRINT&WRIT PAPER	3034	3307	3440	3683	3779	3779
4.222	UNCOATED WOODFREE PRINTING & WRIT PAPER	13054	13770	14322	14896	15187	15232
4.3	OTHER PAPER AND PAPERBOARD	51426	52571	54169	55973	56424	56424
4.31	HOUSEHOLD AND SANITARY PAPER	5601	5747	5965	6116	6137	6137
4.32	WRAPPING AND PACKAGING PAPER AND BOARD	41848	42823	44151	45741	46168	46168
4.321	LINERBOARD	18866	19339	20131	21060	21339	21339
4.3211	KRAFT LINER	18011	18439	19201	20110	20377	20377
	FROM 4.3211 NOT DISAGGREGATED BELOW	974	974	1078	1087	1092	1092
4.32111	UNBLEACHED KRAFT LINER	16886	17313	17959	18854	19116	19116
4.32112	BLEACHED KRAFT LINER	151	152	164	169	169	169
4.3212	OTHER LINERBOARD	855	900	930	950	962	962
4.322	FLUTING MEDIUM	7657	8044	8306	8521	8573	8573
4.3221	SEMI-CHEMICAL FLUTING MEDIUM	5825	6038	6233	6431	6480	6480
4.3222	OTHER FLUTING MEDIUM	1832	2006	2073	2090	2093	2093
4.323	KRAFT WRAPPING AND PACKAGING	3889	3864	3850	3891	3875	3875
4.3231	SACK KRAFT	1232	1228	1225	1231	1225	1225
4.3232	OTHER KRAFT WRAPPING AND PACKAGING	2657	2636	2625	2660	2650	2650
4.324	FOLDING BOXBOARD	7819	7892	8147	8521	8626	8626
4.3241	PULP BASED FOLDING BOXBOARD	5486	5568	5800	6165	6265	6265
4.32411	BLEACHED CHEMICAL PULP FOLDING BOXBOARD	4151	4183	4351	4552	4576	4576
4.32412	OTHER PULP BASED FOLDING BOXBOARD	1335	1385	1449	1613	1689	1689
4.3242	WASTE PAPER BASED FOLDING BOXBOARD	2333	2324	2347	2356	2361	2361
4.325	OTHER WRAPPING AND PACKAGING N.E.S.	3617	3684	3717	3748	3755	3755
4.3251	OTHER WRAPPING PAPER	18	18	18	19	19	19
4.3252	OTHER PACKAGING PAPERBOARD	3599	3666	3699	3729	3736	3736
4.33	OTHER PAPER AND PAPERBOARD N.E.S. TOTAL	3977	4001	4053	4116	4119	4119
4.331	OTHER PAPER N.E.S.	1860	1878	1916	1969	1970	1970
4.332	OTHER PAPERBOARD N.E.S.	2117	2123	2137	2147	2149	2149

JAPAN

	PROCESS	1988 TOTAL CAPACITY	1988 OF WHICH MARKET PULP	1989 TOTAL CAPACITY	1989 OF WHICH MARKET PULP	1990 TOTAL CAPACITY	1990 OF WHICH MARKET PULP	1991 TOTAL CAPACITY	1991 OF WHICH MARKET PULP	1992 TOTAL CAPACITY	1993 TOTAL CAPACITY
		1000 METRIC TONS (AIR DRY) PER YEAR									
1	WOOD PULP FOR PAPER AND PAPERBOARD	12847	817	13548	817	14023	817	14407	817	14407	14407
1.1	MECHANICAL PULP	1569	8	1588	8	1622	8	1622	8	1622	1622
1.11	MECHANICAL NON-CONIFEROUS PULP	0	0	0	0	0	0	0	0	0	0
1.12	MECHANICAL CONIFEROUS PULP	1569	8	1588	8	1622	8	1622	8	1622	1622
1.2	THERMO-MECHANICAL PULP	1616	0	1778	0	1825	0	1825	0	1825	1825
1.21	THERMO-MECHANICAL NON-CONIFEROUS PULP	0	0	0	0	0	0	0	0	0	0
1.22	THERMO-MECHANICAL CONIFEROUS PULP	1616	0	1778	0	1825	0	1825	0	1825	1825
1.3	SEMI-CHEMICAL PULP	1124	16	1002	16	1002	16	1002	16	1002	1002
1.31	SEMI-CHEMICAL NON-CONIFEROUS PULP	674	16	601	16	601	16	601	16	601	601
1.32	SEMI-CHEMICAL CONIFEROUS PULP	450	0	401	0	401	0	401	0	401	401
1.4	CHEMICAL PULP TOTAL	8538	793	9180	793	9574	793	9958	793	9958	9958
1.41	UNBLEACHED SULPHITE PULP	.	.	.	.	.	.	.	.	.	.
1.411	UNBLEACHED NON-CONIFEROUS SULPHITE PULP	.	.	.	.	.	.	.	.	.	.
1.412	UNBLEACHED CONIFEROUS SULPHITE PULP	.	.	.	.	.	.	.	.	.	.
1.42	BLEACHED SULPHITE PULP	67	23	59	23	59	23	59	23	59	59
1.421	BLEACHED NON-CONIFEROUS SULPHITE PULP	17	0	15	0	15	0	15	0	15	15
1.422	BLEACHED CONIFEROUS SULPHITE PULP	50	23	44	23	44	23	44	23	44	44
1.43	UNBLEACHED SULPHATE PULP	3083	315	3083	315	3083	315	3083	315	3083	3083
1.431	UNBLEACHED NON-CONIFEROUS SULPHATE PULP	617	30	617	30	617	30	617	30	617	617
1.432	UNBLEACHED CONIFEROUS SULPHATE PULP	2466	285	2466	285	2466	285	2466	285	2466	2466
1.44	BLEACHED SULPHATE+SODA PULP	5388	455	6038	455	6432	455	6816	455	6816	6816
1.441	BLEACHED NON-CONIFEROUS SULPHATE+SODA PULP	4434	431	4934	431	5383	431	5767	431	5767	5767
1.442	BLEACHED CONIFEROUS SULPHATE+SODA PULP	954	24	1104	24	1049	24	1049	24	1049	1049
2	PULP OF OTHER FIBRE FOR PAPER AND BOARD	4	4	4	4	4	4	4	4	4	4
2.1	PULP OF STRAW	0	0	0	0	0	0	0	0	0	0
2.2	PULP OF BAGASSE	0	0	0	0	0	0	0	0	0	0
2.3	PULP OF BAMBOO	0	0	0	0	0	0	0	0	0	0
2.4	PULP OF OTHER FIBRE	4	4	4	4	4	4	4	4	4	4
3	DISSOLVING PULP, WOOD+OTHER RAW MATERIALS	325	319	325	319	325	319	325	319	325	325
3.1	NON-CONIFEROUS DISSOLVING PULP	228	223	228	223	228	223	228	223	228	228
3.2	CONIFEROUS DISSOLVING PULP	97	96	97	96	97	96	97	96	97	97

		1988	1989	1990	1991	1992	1993
		TOTAL CAPACITY IN 1000 METRIC TONS PER YEAR					
4	PAPER AND PAPERBOARD	27143	28534	29805	30480	31014	31554
4.1	NEWSPRINT	3208	3431	3709	3784	3859	3936
4.2	OTHER PRINTING AND WRITING PAPER	7986	8720	9375	9665	9803	9944
4.21	COATED PRINTING AND WRITING PAPER	3150	3471	3698	3773	3793	3814
	FROM 4.21 NOT DISAGGREGATED BELOW	3150	3471	3698	3773	3793	3814
4.211	COATED WOOD CONTAINING PRINT&WRITING PAPER	.	.	.	.	.	.
4.212	COATED WOODFREE PRINTING & WRITING PAPER	.	.	.	.	.	.
4.22	UNCOATED PRINTING AND WRITING PAPER	4836	5249	5677	5892	6010	6130
4.221	UNCOATED WOOD CONTAINING PRINT&WRIT PAPER	2343	2434	2491	2541	2592	2644
4.222	UNCOATED WOODFREE PRINTING & WRIT PAPER	2493	2815	3186	3351	3418	3486
4.3	OTHER PAPER AND PAPERBOARD	15949	16383	16721	17031	17352	17674
4.31	HOUSEHOLD AND SANITARY PAPER	1390	1441	1492	1522	1553	1584
4.32	WRAPPING AND PACKAGING PAPER AND BOARD	11461	11696	11915	12129	12351	12573
4.321	LINERBOARD	4935	5034	5134	5237	5342	5449
4.3211	KRAFT LINER	2652	2705	2759	2814	2871	2928
	FROM 4.3211 NOT DISAGGREGATED BELOW	2652	2705	2759	2814	2871	2928
4.32111	UNBLEACHED KRAFT LINER	.	.	.	.	.	.
4.32112	BLEACHED KRAFT LINER	.	.	.	.	.	.
4.3212	OTHER LINERBOARD	2283	2329	2375	2423	2471	2521
4.322	FLUTING MEDIUM	3078	3139	3203	3266	3332	3398
4.3221	SEMI-CHEMICAL FLUTING MEDIUM	1438	1467	1496	1526	1557	1588
4.3222	OTHER FLUTING MEDIUM	1640	1672	1707	1740	1775	1810
4.323	KRAFT WRAPPING AND PACKAGING	1209	1261	1293	1319	1346	1372
4.3231	SACK KRAFT	558	569	581	592	604	616
4.3232	OTHER KRAFT WRAPPING AND PACKAGING	651	692	712	727	742	756
4.324	FOLDING BOXBOARD	1777	1795	1813	1831	1849	1868
4.3241	PULP BASED FOLDING BOXBOARD	722	729	737	744	751	759
	FROM 4.3241 NOT DISAGGREGATED BELOW	722	729	737	744	751	759
4.32411	BLEACHED CHEMICAL PULP FOLDING BOXBOARD	.	.	.	.	.	.
4.32412	OTHER PULP BASED FOLDING BOXBOARD	.	.	.	.	.	.
4.3242	WASTE PAPER BASED FOLDING BOXBOARD	1055	1066	1076	1087	1098	1109
4.325	OTHER WRAPPING AND PACKAGING N.E.S.	462	467	472	476	482	486
4.3251	OTHER WRAPPING PAPER	16	17	17	17	18	18
4.3252	OTHER PACKAGING PAPERBOARD	446	450	455	459	464	468
4.33	OTHER PAPER AND PAPERBOARD N.E.S. TOTAL	3098	3246	3314	3380	3448	3517
4.331	OTHER PAPER N.E.S.	1792	1914	1955	1994	2034	2075
4.332	OTHER PAPERBOARD N.E.S.	1306	1332	1359	1386	1414	1442

EEC COUNTRIES

	PROCESS	1988 TOTAL CAPACITY	1988 OF WHICH MARKET PULP	1989 TOTAL CAPACITY	1989 OF WHICH MARKET PULP	1990 TOTAL CAPACITY	1990 OF WHICH MARKET PULP	1991 TOTAL CAPACITY	1991 OF WHICH MARKET PULP	1992 TOTAL CAPACITY	1993 TOTAL CAPACITY
		1000 METRIC TONS (AIR DRY) PER YEAR									
1	WOOD PULP FOR PAPER AND PAPERBOARD	6869	1195	7221	1235	7539	1290	7739	1330	7784	7824
	FROM 1 NOT DISAGGREGATED BELOW	445	0	490	0	648	0	708	0	723	723
1.1	MECHANICAL PULP	2267	8	2417	8	2447	8	2447	8	2447	2447
	FROM 1.1 NOT DISAGGREGATED BELOW	651	0	651	0	651	0	651	0	651	651
1.11	MECHANICAL NON-CONIFEROUS PULP	22	0	22	0	22	0	22	0	22	22
1.12	MECHANICAL CONIFEROUS PULP	1594	8	1744	8	1774	8	1774	8	1774	1774
1.2	THERMO-MECHANICAL PULP	975	17	1062	17	1117	17	1217	17	1217	1227
	FROM 1.2 NOT DISAGGREGATED BELOW	22	17	22	17	22	17	22	17	22	22
1.21	THERMO-MECHANICAL NON-CONIFEROUS PULP	0	0	0	0	0	0	0	0	0	0
1.22	THERMO-MECHANICAL CONIFEROUS PULP	953	0	1040	0	1095	0	1195	0	1195	1205
1.3	SEMI-CHEMICAL PULP	447	70	457	70	457	70	457	70	457	457
	FROM 1.3 NOT DISAGGREGATED BELOW	142	0	142	0	142	0	142	0	142	142
1.31	SEMI-CHEMICAL NON-CONIFEROUS PULP	305	70	315	70	315	70	315	70	315	315
1.32	SEMI-CHEMICAL CONIFEROUS PULP	0	0	0	0	0	0	0	0	0	0
1.4	CHEMICAL PULP TOTAL	2735	1100	2795	1140	2870	1195	2910	1235	2940	2970
	FROM 1.4 NOT DISAGGREGATED BELOW	140	0	140	0	140	0	140	0	140	140
1.41	UNBLEACHED SULPHITE PULP	6	0	6	0	6	0	6	0	6	6
1.411	UNBLEACHED NON-CONIFEROUS SULPHITE PULP	0	0	0	0	0	0	0	0	0	0
1.412	UNBLEACHED CONIFEROUS SULPHITE PULP	6	0	6	0	6	0	6	0	6	6
1.42	BLEACHED SULPHITE PULP	899	410	909	420	924	435	924	435	924	934
1.421	BLEACHED NON-CONIFEROUS SULPHITE PULP	252	76	252	76	252	76	252	76	252	257
1.422	BLEACHED CONIFEROUS SULPHITE PULP	647	334	657	344	672	359	672	359	672	677
1.43	UNBLEACHED SULPHATE PULP	530	0	550	0	570	0	570	0	570	570
1.431	UNBLEACHED NON-CONIFEROUS SULPHATE PULP	0	0	0	0	0	0	0	0	0	0
1.432	UNBLEACHED CONIFEROUS SULPHATE PULP	530	0	550	0	570	0	570	0	570	570
1.44	BLEACHED SULPHATE+SODA PULP	1160	690	1190	720	1230	760	1270	800	1300	1320
1.441	BLEACHED NON-CONIFEROUS SULPHATE+SODA PULP	830	440	840	450	860	470	870	490	880	890
1.442	BLEACHED CONIFEROUS SULPHATE+SODA PULP	330	250	350	270	370	290	400	310	420	430
2	PULP OF OTHER FIBRE FOR PAPER AND BOARD	201	32	216	45	216	45	216	45	216	216
2.1	PULP OF STRAW	86	32	101	45	101	45	101	45	101	101
2.2	PULP OF BAGASSE	0	0	0	0	0	0	0	0	0	0
2.3	PULP OF BAMBOO	0	0	0	0	0	0	0	0	0	0
2.4	PULP OF OTHER FIBRE	113	0	115	0	115	0	115	0	115	115
3	DISSOLVING PULP, WOOD+OTHER RAW MATERIALS	159	159	159	159	159	159	210	210	234	234
	FROM 3 NOT DISAGGREGATED BELOW	149	149	149	149	149	149	150	150	174	174
3.1	NON-CONIFEROUS DISSOLVING PULP	0	0	0	0	0	0	0	0	0	0
3.2	CONIFEROUS DISSOLVING PULP	10	10	10	10	10	10	60	60	60	60

	PROCESS	1988	1989	1990	1991	1992	1993
		TOTAL CAPACITY IN 1000 METRIC TONS PER YEAR					
4	PAPER AND PAPERBOARD	32873	34392	35738	37582	38638	38984
4.1	NEWSPRINT	2618	2781	3076	3588	3930	3963
4.2	OTHER PRINTING AND WRITING PAPER	12404	13088	13567	14280	14673	14801
4.21	COATED PRINTING AND WRITING PAPER	5928	6335	6648	6946	7159	7217
	FROM 4.21 NOT DISAGGREGATED BELOW	1704	1724	1734	1734	1734	1734
4.211	COATED WOOD CONTAINING PRINT&WRITING PAPER	2402	2671	2880	3056	3177	3212
4.212	COATED WOODFREE PRINTING & WRITING PAPER	1822	1940	2034	2156	2248	2271
4.22	UNCOATED PRINTING AND WRITING PAPER	6476	6753	6919	7334	7514	7584
	FROM 4.22 NOT DISAGGREGATED BELOW	923	928	933	933	933	933
4.221	UNCOATED WOOD CONTAINING PRINT&WRIT PAPER	1623	1691	1735	1948	2041	2075
4.222	UNCOATED WOODFREE PRINTING & WRIT PAPER	3930	4134	4251	4453	4540	4576
4.3	OTHER PAPER AND PAPERBOARD	17851	18523	19095	19714	20035	20220
4.31	HOUSEHOLD AND SANITARY PAPER	2239	2294	2373	2457	2509	2535
4.32	WRAPPING AND PACKAGING PAPER AND BOARD	13769	14319	14780	15292	15544	15676
4.321	LINERBOARD	3301	3506	3734	3939	3964	4007
	FROM 4.321 NOT DISAGGREGATED BELOW	540	540	540	540	540	540
4.3211	KRAFT LINER	335	355	380	385	385	395
4.32111	UNBLEACHED KRAFT LINER	270	290	315	320	320	325
4.32112	BLEACHED KRAFT LINER	65	65	65	65	65	70
4.3212	OTHER LINERBOARD	2426	2611	2814	3014	3039	3072
4.322	FLUTING MEDIUM	3636	3774	3923	4132	4263	4299
	FROM 4.322 NOT DISAGGREGATED BELOW	900	900	900	900	900	900
4.3221	SEMI-CHEMICAL FLUTING MEDIUM	490	527	576	578	583	586
4.3222	OTHER FLUTING MEDIUM	2246	2347	2447	2654	2780	2813
4.323	KRAFT WRAPPING AND PACKAGING	606	611	615	624	628	630
	FROM 4.323 NOT DISAGGREGATED BELOW	160	160	160	160	160	160
4.3231	SACK KRAFT	104	109	109	110	111	112
4.3232	OTHER KRAFT WRAPPING AND PACKAGING	342	342	346	354	357	358
4.324	FOLDING BOXBOARD	2374	2403	2425	2439	2444	2458
	FROM 4.324 NOT DISAGGREGATED BELOW	838	842	842	842	842	842
4.3241	PULP BASED FOLDING BOXBOARD	470	488	500	503	505	505
4.32411	BLEACHED CHEMICAL PULP FOLDING BOXBOARD	52	54	55	56	56	56
4.32412	OTHER PULP BASED FOLDING BOXBOARD	418	434	445	447	449	449
4.3242	WASTE PAPER BASED FOLDING BOXBOARD	1066	1073	1083	1094	1097	1111
4.325	OTHER WRAPPING AND PACKAGING N.E.S.	3852	4025	4083	4158	4245	4282
	FROM 4.325 NOT DISAGGREGATED BELOW	580	580	580	580	580	580
4.3251	OTHER WRAPPING PAPER	1175	1232	1266	1309	1364	1387
4.3252	OTHER PACKAGING PAPERBOARD	2097	2213	2237	2269	2301	2315
4.33	OTHER PAPER AND PAPERBOARD N.E.S. TOTAL	1843	1910	1942	1965	1982	2009
	FROM 4.33 NOT DISAGGREGATED BELOW	400	400	400	400	400	400
4.331	OTHER PAPER N.E.S.	1042	1088	1105	1121	1130	1154
4.332	OTHER PAPERBOARD N.E.S.	401	422	437	444	452	455

FAO PULP,PAPER AND PAPERBOARD CAPACITY SURVEY 1988-1993

NORDIC COUNTRIES

	PROCESS	1988 TOTAL CAPA-CITY	1988 OF WHICH MARKET PULP	1989 TOTAL CAPA-CITY	1989 OF WHICH MARKET PULP	1990 TOTAL CAPA-CITY	1990 OF WHICH MARKET PULP	1991 TOTAL CAPA-CITY	1991 OF WHICH MARKET PULP	1992 TOTAL CAPA-CITY	1993 TOTAL CAPA-CITY
		1000 METRIC TONS (AIR DRY) PER YEAR									
1	WOOD PULP FOR PAPER AND PAPERBOARD	22070	6075	22810	5995	23310	6145	23720	6180	24140	24770
1.1	MECHANICAL PULP	3835	500	3835	470	3850	470	3945	470	3775	3770
1.11	MECHANICAL NON-CONIFEROUS PULP	0	0	0	0	0	0	0	0	0	0
1.12	MECHANICAL CONIFEROUS PULP	3835	500	3835	470	3850	470	3945	470	3775	3770
1.2	THERMO-MECHANICAL PULP	4445	385	4920	415	5125	450	5190	485	5400	5585
1.21	THERMO-MECHANICAL NON-CONIFEROUS PULP	0	0	0	0	0	0	0	0	0	0
1.22	THERMO-MECHANICAL CONIFEROUS PULP	4445	385	4920	415	5125	450	5190	485	5400	5585
1.3	SEMI-CHEMICAL PULP	805	35	800	35	815	35	830	35	840	845
1.31	SEMI-CHEMICAL NON-CONIFEROUS PULP	510	35	500	35	515	35	530	35	540	545
1.32	SEMI-CHEMICAL CONIFEROUS PULP	295	0	300	0	300	0	300	0	300	300
1.4	CHEMICAL PULP TOTAL	12985	5155	13255	5075	13520	5190	13755	5190	14125	14570
1.41	UNBLEACHED SULPHITE PULP	280	85	300	75	265	75	265	75	265	265
1.411	UNBLEACHED NON-CONIFEROUS SULPHITE PULP	0	0	0	0	0	0	0	0	0	0
1.412	UNBLEACHED CONIFEROUS SULPHITE PULP	280	85	300	75	265	75	265	75	265	265
1.42	BLEACHED SULPHITE PULP	720	385	760	355	765	345	770	340	770	770
1.421	BLEACHED NON-CONIFEROUS SULPHITE PULP	140	40	130	25	135	20	135	10	135	135
1.422	BLEACHED CONIFEROUS SULPHITE PULP	580	345	630	330	630	325	635	330	635	635
1.43	UNBLEACHED SULPHATE PULP	3310	275	3235	240	3240	215	3275	190	3285	3285
1.431	UNBLEACHED NON-CONIFEROUS SULPHATE PULP	160	20	160	20	160	20	185	20	190	185
1.432	UNBLEACHED CONIFEROUS SULPHATE PULP	3150	255	3075	220	3080	195	3090	170	3095	3100
1.44	BLEACHED SULPHATE+SODA PULP	8675	4410	8960	4405	9250	4555	9445	4585	9805	10250
1.441	BLEACHED NON-CONIFEROUS SULPHATE+SODA PULP	3295	1625	3455	1660	3630	1725	3680	1710	3805	3960
1.442	BLEACHED CONIFEROUS SULPHATE+SODA PULP	5380	2785	5505	2745	5620	2830	5765	2875	6000	6290
2	PULP OF OTHER FIBRE FOR PAPER AND BOARD	0	0	0	0	0	0	0	0	0	0
2.1	PULP OF STRAW	0	0	0	0	0	0	0	0	0	0
2.2	PULP OF BAGASSE	0	0	0	0	0	0	0	0	0	0
2.3	PULP OF BAMBOO	0	0	0	0	0	0	0	0	0	0
2.4	PULP OF OTHER FIBRE	0	0	0	0	0	0	0	0	0	0
3	DISSOLVING PULP,WOOD+OTHER RAW MATERIALS	675	670	690	690	675	675	690	690	705	715
3.1	NON-CONIFEROUS DISSOLVING PULP	0	0	0	0	0	0	0	0	0	0
3.2	CONIFEROUS DISSOLVING PULP	675	670	690	690	675	675	690	690	705	715

		1988	1989	1990	1991	1992	1993
		TOTAL CAPACITY IN 1000 METRIC TONS PER YEAR					
4	PAPER AND PAPERBOARD	19638	20418	21300	21935	22595	23335
4.1	NEWSPRINT	4740	4865	5035	5020	5015	5240
4.2	OTHER PRINTING AND WRITING PAPER	6720	7300	7750	8175	8670	9185
4.21	COATED PRINTING AND WRITING PAPER	2195	2495	2865	3220	3525	3860
4.211	COATED WOOD CONTAINING PRINT&WRITING PAPER	1515	1740	2055	2310	2425	2690
4.212	COATED WOODFREE PRINTING & WRITING PAPER	680	755	810	910	1100	1170
4.22	UNCOATED PRINTING AND WRITING PAPER	4525	4805	4885	4955	5145	5325
4.221	UNCOATED WOOD CONTAINING PRINT&WRIT PAPER	2590	2620	2650	2660	2725	2810
4.222	UNCOATED WOODFREE PRINTING & WRIT PAPER	1935	2185	2235	2295	2420	2515
4.3	OTHER PAPER AND PAPERBOARD	8178	8253	8515	8740	8910	8910
4.31	HOUSEHOLD AND SANITARY PAPER	538	538	550	570	585	590
4.32	WRAPPING AND PACKAGING PAPER AND BOARD	6965	7020	7260	7450	7590	7570
4.321	LINERBOARD	1815	1795	1810	1880	1875	1815
4.3211	KRAFT LINER	1790	1770	1785	1855	1845	1785
4.32111	UNBLEACHED KRAFT LINER	1345	1335	1345	1390	1415	1425
4.32112	BLEACHED KRAFT LINER	445	435	440	465	430	360
4.3212	OTHER LINERBOARD	25	25	25	25	30	30
4.322	FLUTING MEDIUM	780	775	805	820	860	865
4.3221	SEMI-CHEMICAL FLUTING MEDIUM	775	770	800	815	855	860
4.3222	OTHER FLUTING MEDIUM	5	5	5	5	5	5
4.323	KRAFT WRAPPING AND PACKAGING	1605	1610	1630	1640	1655	1655
	FROM 4.323 NOT DISAGGREGATED BELOW	170	170	170	170	170	170
4.3231	SACK KRAFT	930	940	940	950	950	950
4.3232	OTHER KRAFT WRAPPING AND PACKAGING	505	500	520	520	535	535
4.324	FOLDING BOXBOARD	2275	2340	2485	2565	2655	2690
	FROM 4.324 NOT DISAGGREGATED BELOW	30	30	30	30	30	30
4.3241	PULP BASED FOLDING BOXBOARD	2155	2215	2360	2440	2530	2565
	FROM 4.3241 NOT DISAGGREGATED BELOW	1170	1210	1315	1335	1350	1380
4.32411	BLEACHED CHEMICAL PULP FOLDING BOXBOARD	470	475	495	525	565	565
4.32412	OTHER PULP BASED FOLDING BOXBOARD	515	530	550	580	615	620
4.3242	WASTE PAPER BASED FOLDING BOXBOARD	90	95	95	95	95	95
4.325	OTHER WRAPPING AND PACKAGING N.E.S.	490	500	530	545	545	545
	FROM 4.325 NOT DISAGGREGATED BELOW	120	120	120	120	120	120
4.3251	OTHER WRAPPING PAPER	115	115	120	125	125	125
4.3252	OTHER PACKAGING PAPERBOARD	255	265	290	300	300	300
4.33	OTHER PAPER AND PAPERBOARD N.E.S. TOTAL	675	695	705	720	735	750
4.331	OTHER PAPER N.E.S.	455	480	490	495	500	505
4.332	OTHER PAPERBOARD N.E.S.	220	215	215	225	235	245

REST OF WESTERN EUROPE

	PROCESS	1988 TOTAL CAPACITY	1988 OF WHICH MARKET PULP	1989 TOTAL CAPACITY	1989 OF WHICH MARKET PULP	1990 TOTAL CAPACITY	1990 OF WHICH MARKET PULP	1991 TOTAL CAPACITY	1991 OF WHICH MARKET PULP	1992 TOTAL CAPACITY	1993 TOTAL CAPACITY
		1000 METRIC TONS (AIR DRY) PER YEAR									
1	WOOD PULP FOR PAPER AND PAPERBOARD	5638	2455	5911	2598	6135	2624	6261	2673	6483	6612
1.1	MECHANICAL PULP	882	44	889	44	1023	45	1029	49	1111	1114
	FROM 1.1 NOT DISAGGREGATED BELOW	567	44	569	44	583	45	589	49	671	674
1.11	MECHANICAL NON-CONIFEROUS PULP	0	0	0	0	0	0	0	0	0	0
1.12	MECHANICAL CONIFEROUS PULP	315	0	320	0	440	0	440	0	440	440
1.2	THERMO-MECHANICAL PULP	90	0	90	0	130	0	190	0	190	190
	FROM 1.2 NOT DISAGGREGATED BELOW	90	0	90	0	90	0	90	0	90	90
1.21	THERMO-MECHANICAL NON-CONIFEROUS PULP	0	0	0	0	0	0	0	0	0	0
1.22	THERMO-MECHANICAL CONIFEROUS PULP	0	0	0	0	40	0	100	0	100	100
1.3	SEMI-CHEMICAL PULP	68	0	68	0	68	0	68	0	68	68
	FROM 1.3 NOT DISAGGREGATED BELOW	68	0	68	0	68	0	68	0	68	68
1.31	SEMI-CHEMICAL NON-CONIFEROUS PULP	0	0	0	0	0	0	0	0	0	0
1.32	SEMI-CHEMICAL CONIFEROUS PULP	0	0	0	0	0	0	0	0	0	0
1.4	CHEMICAL PULP TOTAL	4598	2411	4864	2554	4914	2579	4974	2624	5114	5240
	FROM 1.4 NOT DISAGGREGATED BELOW	128	62	129	62	129	62	137	63	137	137
1.41	UNBLEACHED SULPHITE PULP	113	6	118	6	118	6	118	6	118	118
	FROM 1.41 NOT DISAGGREGATED BELOW	57	6	57	6	57	6	57	6	57	57
1.411	UNBLEACHED NON-CONIFEROUS SULPHITE PULP	40	0	45	0	45	0	45	0	45	45
1.412	UNBLEACHED CONIFEROUS SULPHITE PULP	16	0	16	0	16	0	16	0	16	16
1.42	BLEACHED SULPHITE PULP	782	273	813	279	820	286	827	293	834	834
	FROM 1.42 NOT DISAGGREGATED BELOW	74	0	74	0	74	0	74	0	74	74
1.421	BLEACHED NON-CONIFEROUS SULPHITE PULP	198	123	204	129	211	136	218	143	225	225
1.422	BLEACHED CONIFEROUS SULPHITE PULP	510	150	535	150	535	150	535	150	535	535
1.43	UNBLEACHED SULPHATE PULP	1163	150	1171	150	1193	150	1197	150	1200	1253
	FROM 1.43 NOT DISAGGREGATED BELOW	156	0	156	0	156	0	156	0	156	156
1.431	UNBLEACHED NON-CONIFEROUS SULPHATE PULP	49	0	49	0	49	0	49	0	49	49
1.432	UNBLEACHED CONIFEROUS SULPHATE PULP	958	150	966	150	988	150	992	150	995	1048
1.44	BLEACHED SULPHATE+SODA PULP	2412	1920	2633	2057	2654	2075	2695	2112	2825	2898
	FROM 1.44 NOT DISAGGREGATED BELOW	207	0	207	0	207	0	207	0	207	207
1.441	BLEACHED NON-CONIFEROUS SULPHATE+SODA PULP	1900	1680	2120	1817	2140	1834	2180	1871	2310	2382
1.442	BLEACHED CONIFEROUS SULPHATE+SODA PULP	305	240	306	240	307	241	308	241	308	309
2	PULP OF OTHER FIBRE FOR PAPER AND BOARD	238	13	239	13	241	13	242	13	245	246
2.1	PULP OF STRAW	224	0	225	0	227	0	228	0	230	231
2.2	PULP OF BAGASSE	0	0	0	0	0	0	0	0	0	0
2.3	PULP OF BAMBOO	0	0	0	0	0	0	0	0	0	0
2.4	PULP OF OTHER FIBRE	14	13	14	13	14	13	14	13	15	15
3	DISSOLVING PULP,WOOD+OTHER RAW MATERIALS	306	33	307	33	307	34	308	34	308	309
	FROM 3 NOT DISAGGREGATED BELOW	105	0	105	0	105	0	105	0	105	105
3.1	NON-CONIFEROUS DISSOLVING PULP	201	33	202	33	202	34	203	34	203	204
3.2	CONIFEROUS DISSOLVING PULP	0	0	0	0	0	0	0	0	0	0

		1988	1989	1990	1991	1992	1993
		TOTAL CAPACITY IN 1000 METRIC TONS PER YEAR					
4	PAPER AND PAPERBOARD	10486	10879	11414	12034	12668	12847
	FROM 4 NOT DISAGGREGATED BELOW	0	1330	1350	1360	1360	1360
4.1	NEWSPRINT	926	661	787	1014	1172	1185
4.2	OTHER PRINTING AND WRITING PAPER	3221	3015	3301	3381	3717	3777
	FROM 4.2 NOT DISAGGREGATED BELOW	327	327	327	327	327	327
4.21	COATED PRINTING AND WRITING PAPER	1223	1094	1264	1277	1565	1587
	FROM 4.21 NOT DISAGGREGATED BELOW	1005	1031	421	434	722	744
4.211	COATED WOOD CONTAINING PRINT&WRITING PAPER	135	45	205	205	205	205
4.212	COATED WOODFREE PRINTING & WRITING PAPER	83	18	638	638	638	638
4.22	UNCOATED PRINTING AND WRITING PAPER	1671	1594	1710	1777	1825	1863
	FROM 4.22 NOT DISAGGREGATED BELOW	500	520	546	587	605	643
4.221	UNCOATED WOOD CONTAINING PRINT&WRIT PAPER	547	507	507	533	563	563
4.222	UNCOATED WOODFREE PRINTING & WRIT PAPER	624	567	657	657	657	657
4.3	OTHER PAPER AND PAPERBOARD	6339	5873	5976	6279	6419	6525
	FROM 4.3 NOT DISAGGREGATED BELOW	210	0	0	0	0	0
4.31	HOUSEHOLD AND SANITARY PAPER	718	630	652	710	719	729
4.32	WRAPPING AND PACKAGING PAPER AND BOARD	4948	4848	4926	5167	5294	5386
	FROM 4.32 NOT DISAGGREGATED BELOW	631	631	631	631	631	631
4.321	LINERBOARD	1487	1240	1264	1447	1517	1547
	FROM 4.321 NOT DISAGGREGATED BELOW	290	0	0	0	0	0
4.3211	KRAFT LINER	523	547	552	556	601	605
	FROM 4.3211 NOT DISAGGREGATED BELOW	143	147	152	156	161	165
4.32111	UNBLEACHED KRAFT LINER	380	400	400	400	440	440
4.32112	BLEACHED KRAFT LINER	0	0	0	0	0	0
4.3212	OTHER LINERBOARD	674	693	712	891	916	942
4.322	FLUTING MEDIUM	1035	1167	1186	1206	1226	1248
	FROM 4.322 NOT DISAGGREGATED BELOW	310	345	345	345	345	345
4.3221	SEMI-CHEMICAL FLUTING MEDIUM	0	0	0	0	0	0
4.3222	OTHER FLUTING MEDIUM	725	822	841	861	881	903
4.323	KRAFT WRAPPING AND PACKAGING	505	510	515	521	526	532
4.3231	SACK KRAFT	412	417	422	428	433	439
4.3232	OTHER KRAFT WRAPPING AND PACKAGING	93	93	93	93	93	93
4.324	FOLDING BOXBOARD	910	923	945	967	990	1014
	FROM 4.324 NOT DISAGGREGATED BELOW	832	843	865	887	910	934
4.3241	PULP BASED FOLDING BOXBOARD	38	40	40	40	40	40
4.32411	BLEACHED CHEMICAL PULP FOLDING BOXBOARD	13	15	15	15	15	15
4.32412	OTHER PULP BASED FOLDING BOXBOARD	25	25	25	25	25	25
4.3242	WASTE PAPER BASED FOLDING BOXBOARD	40	40	40	40	40	40
4.325	OTHER WRAPPING AND PACKAGING N.E.S.	380	377	385	395	404	414
	FROM 4.325 NOT DISAGGREGATED BELOW	322	331	339	349	358	368
4.3251	OTHER WRAPPING PAPER	30	20	20	20	20	20
4.3252	OTHER PACKAGING PAPERBOARD	28	26	26	26	26	26
4.33	OTHER PAPER AND PAPERBOARD N.E.S. TOTAL	463	395	398	402	406	410
	FROM 4.33 NOT DISAGGREGATED BELOW	285	289	292	296	300	304
4.331	OTHER PAPER N.E.S.	147	80	80	80	80	80
4.332	OTHER PAPERBOARD N.E.S.	31	26	26	26	26	26

OCEANIA

	PROCESS	1988 TOTAL OF CAPA-CITY	1988 OF WHICH MARKET PULP	1989 TOTAL OF CAPA-CITY	1989 OF WHICH MARKET PULP	1990 TOTAL OF CAPA-CITY	1990 OF WHICH MARKET PULP	1991 TOTAL OF CAPA-CITY	1991 OF WHICH MARKET PULP	1992 TOTAL CAPA-CITY	1993 TOTAL CAPA-CITY
		1000 METRIC TONS (AIR DRY) PER YEAR									
1	WOOD PULP FOR PAPER AND PAPERBOARD	2702	740	2720	740	2809	770	2890	780	2897	2900
1.1	MECHANICAL PULP	590	0	590	0	590	0	594	0	600	600
1.11	MECHANICAL NON-CONIFEROUS PULP	145	0	145	0	145	0	145	0	145	145
1.12	MECHANICAL CONIFEROUS PULP	445	0	445	0	445	0	449	0	455	455
1.2	THERMO-MECHANICAL PULP	786	360	786	360	793	360	868	410	868	868
1.21	THERMO-MECHANICAL NON-CONIFEROUS PULP	0	0	0	0	0	0	0	0	0	0
1.22	THERMO-MECHANICAL CONIFEROUS PULP	786	360	786	360	793	360	868	410	868	868
1.3	SEMI-CHEMICAL PULP	314	85	314	85	321	85	322	85	322	323
1.31	SEMI-CHEMICAL NON-CONIFEROUS PULP	287	85	287	85	294	85	295	85	295	296
1.32	SEMI-CHEMICAL CONIFEROUS PULP	27	0	27	0	27	0	27	0	27	27
1.4	CHEMICAL PULP TOTAL	1012	295	1030	295	1105	325	1106	285	1107	1109
1.41	UNBLEACHED SULPHITE PULP	0	0	10	0	10	0	10	0	5	5
1.411	UNBLEACHED NON-CONIFEROUS SULPHITE PULP	0	0	0	0	0	0	0	0	0	0
1.412	UNBLEACHED CONIFEROUS SULPHITE PULP	0	0	10	0	10	0	10	0	5	5
1.42	BLEACHED SULPHITE PULP	40	0	44	15	50	0	50	0	55	55
	FROM 1.42 NOT DISAGGREGATED BELOW	0	0	0	15	0	0	0	0	0	0
1.421	BLEACHED NON-CONIFEROUS SULPHITE PULP	0	0	0	0	0	0	0	0	0	0
1.422	BLEACHED CONIFEROUS SULPHITE PULP	40	0	44	0	50	0	50	0	55	55
1.43	UNBLEACHED SULPHATE PULP	533	170	533	165	503	130	503	130	503	503
1.431	UNBLEACHED NON-CONIFEROUS SULPHATE PULP	0	0	0	0	0	0	0	0	0	0
1.432	UNBLEACHED CONIFEROUS SULPHATE PULP	533	170	533	165	503	130	503	130	503	503
1.44	BLEACHED SULPHATE+SODA PULP	439	125	443	115	542	195	543	155	544	546
	FROM 1.44 NOT DISAGGREGATED BELOW	160	20	164	10	203	30	204	30	205	207
1.441	BLEACHED NON-CONIFEROUS SULPHATE+SODA PULP	0	0	0	0	0	0	0	0	0	0
1.442	BLEACHED CONIFEROUS SULPHATE+SODA PULP	279	105	279	105	339	165	339	125	339	339
2	PULP OF OTHER FIBRE FOR PAPER AND BOARD	12	0	12	0	12	0	12	0	14	14
	FROM 2 NOT DISAGGREGATED BELOW	12	0	12	0	12	0	12	0	14	14
2.1	PULP OF STRAW	0	0	0	0	0	0	0	0	0	0
2.2	PULP OF BAGASSE	0	0	0	0	0	0	0	0	0	0
2.3	PULP OF BAMBOO	0	0	0	0	0	0	0	0	0	0
2.4	PULP OF OTHER FIBRE	0	0	0	0	0	0	0	0	0	0
3	DISSOLVING PULP, WOOD+OTHER RAW MATERIALS	0	0	0	0	0	0	0	0	0	0
3.1	NON-CONIFEROUS DISSOLVING PULP	0	0	0	0	0	0	0	0	0	0
3.2	CONIFEROUS DISSOLVING PULP	0	0	0	0	0	0	0	0	0	0

		1988	1989	1990	1991	1992	1993
		TOTAL CAPACITY IN 1000 METRIC TONS PER YEAR					
4	PAPER AND PAPERBOARD	2758	2789	2827	2891	2921	2930
4.1	NEWSPRINT	775	780	758	790	810	810
4.2	OTHER PRINTING AND WRITING PAPER	402	402	404	412	417	421
4.21	COATED PRINTING AND WRITING PAPER	40	44	46	47	47	48
4.211	COATED WOOD CONTAINING PRINT&WRITING PAPER	16	13	15	16	16	17
4.212	COATED WOODFREE PRINTING & WRITING PAPER	24	31	31	31	31	31
4.22	UNCOATED PRINTING AND WRITING PAPER	362	358	358	365	370	373
4.221	UNCOATED WOOD CONTAINING PRINT&WRIT PAPER	49	51	50	52	54	54
4.222	UNCOATED WOODFREE PRINTING & WRIT PAPER	313	307	308	313	316	319
4.3	OTHER PAPER AND PAPERBOARD	1581	1607	1665	1689	1694	1699
4.31	HOUSEHOLD AND SANITARY PAPER	182	208	235	259	264	269
4.32	WRAPPING AND PACKAGING PAPER AND BOARD	1314	1314	1345	1345	1345	1345
4.321	LINERBOARD	417	417	417	417	417	417
4.3211	KRAFT LINER	247	247	247	247	247	247
4.32111	UNBLEACHED KRAFT LINER	238	238	238	238	238	238
4.32112	BLEACHED KRAFT LINER	9	9	9	9	9	9
4.3212	OTHER LINERBOARD	170	170	170	170	170	170
4.322	FLUTING MEDIUM	269	269	300	300	300	300
4.3221	SEMI-CHEMICAL FLUTING MEDIUM	79	79	79	79	79	79
4.3222	OTHER FLUTING MEDIUM	190	190	221	221	221	221
4.323	KRAFT WRAPPING AND PACKAGING	126	126	126	126	126	126
4.3231	SACK KRAFT	126	126	126	126	126	126
4.3232	OTHER KRAFT WRAPPING AND PACKAGING	0	0	0	0	0	0
4.324	FOLDING BOXBOARD	434	434	434	434	434	434
4.3241	PULP BASED FOLDING BOXBOARD	20	20	10	0	0	0
4.32411	BLEACHED CHEMICAL PULP FOLDING BOXBOARD	20	20	10	0	0	0
4.32412	OTHER PULP BASED FOLDING BOXBOARD	0	0	0	0	0	0
4.3242	WASTE PAPER BASED FOLDING BOXBOARD	414	414	424	434	434	434
4.325	OTHER WRAPPING AND PACKAGING N.E.S.	68	68	68	68	68	68
4.3251	OTHER WRAPPING PAPER	10	10	10	10	10	10
4.3252	OTHER PACKAGING PAPERBOARD	58	58	58	58	58	58
4.33	OTHER PAPER AND PAPERBOARD N.E.S. TOTAL	85	85	85	85	85	85
4.331	OTHER PAPER N.E.S.	50	50	50	50	50	50
4.332	OTHER PAPERBOARD N.E.S.	35	35	35	35	35	35

ISRAEL

	PROCESS	1988 TOTAL CAPACITY	1988 OF WHICH MARKET PULP	1989 TOTAL CAPACITY	1989 OF WHICH MARKET PULP	1990 TOTAL CAPACITY	1990 OF WHICH MARKET PULP	1991 TOTAL CAPACITY	1991 OF WHICH MARKET PULP	1992 TOTAL CAPACITY	1993 TOTAL CAPACITY
		1000 METRIC TONS (AIR DRY) PER YEAR									
1	WOOD PULP FOR PAPER AND PAPERBOARD	0	0	0	0	0	0	0	0	0	0
1.1	MECHANICAL PULP	0	0	0	0	0	0	0	0	0	0
1.11	MECHANICAL NON-CONIFEROUS PULP	0	0	0	0	0	0	0	0	0	0
1.12	MECHANICAL CONIFEROUS PULP	0	0	0	0	0	0	0	0	0	0
1.2	THERMO-MECHANICAL PULP	0	0	0	0	0	0	0	0	0	0
1.21	THERMO-MECHANICAL NON-CONIFEROUS PULP	0	0	0	0	0	0	0	0	0	0
1.22	THERMO-MECHANICAL CONIFEROUS PULP	0	0	0	0	0	0	0	0	0	0
1.3	SEMI-CHEMICAL PULP	0	0	0	0	0	0	0	0	0	0
1.31	SEMI-CHEMICAL NON-CONIFEROUS PULP	0	0	0	0	0	0	0	0	0	0
1.32	SEMI-CHEMICAL CONIFEROUS PULP	0	0	0	0	0	0	0	0	0	0
1.4	CHEMICAL PULP TOTAL	0	0	0	0	0	0	0	0	0	0
1.41	UNBLEACHED SULPHITE PULP	0	0	0	0	0	0	0	0	0	0
1.411	UNBLEACHED NON-CONIFEROUS SULPHITE PULP	0	0	0	0	0	0	0	0	0	0
1.412	UNBLEACHED CONIFEROUS SULPHITE PULP	0	0	0	0	0	0	0	0	0	0
1.42	BLEACHED SULPHITE PULP	0	0	0	0	0	0	0	0	0	0
1.421	BLEACHED NON-CONIFEROUS SULPHITE PULP	0	0	0	0	0	0	0	0	0	0
1.422	BLEACHED CONIFEROUS SULPHITE PULP	0	0	0	0	0	0	0	0	0	0
1.43	UNBLEACHED SULPHATE PULP	0	0	0	0	0	0	0	0	0	0
1.431	UNBLEACHED NON-CONIFEROUS SULPHATE PULP	0	0	0	0	0	0	0	0	0	0
1.432	UNBLEACHED CONIFEROUS SULPHATE PULP	0	0	0	0	0	0	0	0	0	0
1.44	BLEACHED SULPHATE+SODA PULP	0	0	0	0	0	0	0	0	0	0
1.441	BLEACHED NON-CONIFEROUS SULPHATE+SODA PULP	0	0	0	0	0	0	0	0	0	0
1.442	BLEACHED CONIFEROUS SULPHATE+SODA PULP	0	0	0	0	0	0	0	0	0	0
2	PULP OF OTHER FIBRE FOR PAPER AND BOARD	0	0	0	0	0	0	0	0	0	0
2.1	PULP OF STRAW	0	0	0	0	0	0	0	0	0	0
2.2	PULP OF BAGASSE	0	0	0	0	0	0	0	0	0	0
2.3	PULP OF BAMBOO	0	0	0	0	0	0	0	0	0	0
2.4	PULP OF OTHER FIBRE	0	0	0	0	0	0	0	0	0	0
3	DISSOLVING PULP, WOOD+OTHER RAW MATERIALS	0	0	0	0	0	0	0	0	0	0
3.1	NON-CONIFEROUS DISSOLVING PULP	0	0	0	0	0	0	0	0	0	0
3.2	CONIFEROUS DISSOLVING PULP	0	0	0	0	0	0	0	0	0	0

		1988	1989	1990	1991	1992	1993
		TOTAL CAPACITY IN 1000 METRIC TONS PER YEAR					
4	PAPER AND PAPERBOARD	185	195	210	215	215	215
4.1	NEWSPRINT	2	2	2	2	2	2
4.2	OTHER PRINTING AND WRITING PAPER	72	67	71	75	75	75
4.21	COATED PRINTING AND WRITING PAPER	7	7	7	7	7	7
4.211	COATED WOOD CONTAINING PRINT&WRITING PAPER	0	0	0	0	0	0
4.212	COATED WOODFREE PRINTING & WRITING PAPER	7	7	7	7	7	7
4.22	UNCOATED PRINTING AND WRITING PAPER	65	60	64	68	68	68
4.221	UNCOATED WOOD CONTAINING PRINT&WRIT PAPER	5	5	5	5	5	5
4.222	UNCOATED WOODFREE PRINTING & WRIT PAPER	60	55	59	63	63	63
4.3	OTHER PAPER AND PAPERBOARD	111	126	137	138	138	138
4.31	HOUSEHOLD AND SANITARY PAPER	34	40	49	49	49	49
4.32	WRAPPING AND PACKAGING PAPER AND BOARD	72	81	83	84	84	84
4.321	LINERBOARD	7	11	11	11	11	11
4.3211	KRAFT LINER	0	0	0	0	0	0
4.32111	UNBLEACHED KRAFT LINER	0	0	0	0	0	0
4.32112	BLEACHED KRAFT LINER	0	0	0	0	0	0
4.3212	OTHER LINERBOARD	7	11	11	11	11	11
4.322	FLUTING MEDIUM	50	55	57	58	58	58
4.3221	SEMI-CHEMICAL FLUTING MEDIUM	0	0	0	0	0	0
4.3222	OTHER FLUTING MEDIUM	50	55	57	58	58	58
4.323	KRAFT WRAPPING AND PACKAGING	3	3	3	3	3	3
4.3231	SACK KRAFT	0	0	0	0	0	0
4.3232	OTHER KRAFT WRAPPING AND PACKAGING	3	3	3	3	3	3
4.324	FOLDING BOXBOARD	12	12	12	12	12	12
4.3241	PULP BASED FOLDING BOXBOARD	0	0	0	0	0	0
4.32411	BLEACHED CHEMICAL PULP FOLDING BOXBOARD	0	0	0	0	0	0
4.32412	OTHER PULP BASED FOLDING BOXBOARD	0	0	0	0	0	0
4.3242	WASTE PAPER BASED FOLDING BOXBOARD	12	12	12	12	12	12
4.325	OTHER WRAPPING AND PACKAGING N.E.S.	0	0	0	0	0	0
4.3251	OTHER WRAPPING PAPER	0	0	0	0	0	0
4.3252	OTHER PACKAGING PAPERBOARD	0	0	0	0	0	0
4.33	OTHER PAPER AND PAPERBOARD N.E.S. TOTAL	5	5	5	5	5	5
4.331	OTHER PAPER N.E.S.	0	0	0	0	0	0
4.332	OTHER PAPERBOARD N.E.S.	5	5	5	5	5	5

FAO PULP, PAPER AND PAPERBOARD CAPACITY SURVEY 1988-1993

SOUTH AFRICA

	PROCESS	1988 TOTAL CAPACITY	1988 OF WHICH MARKET PULP	1989 TOTAL CAPACITY	1989 OF WHICH MARKET PULP	1990 TOTAL CAPACITY	1990 OF WHICH MARKET PULP	1991 TOTAL CAPACITY	1991 OF WHICH MARKET PULP	1992 TOTAL CAPACITY	1993 TOTAL CAPACITY
		1000 METRIC TONS (AIR DRY) PER YEAR									
1	WOOD PULP FOR PAPER AND PAPERBOARD	1450	390	1450	390	1450	390	1450	390	1450	1450
1.1	MECHANICAL PULP	220	0	220	0	220	0	220	0	220	220
1.11	MECHANICAL NON-CONIFEROUS PULP	0	0	0	0	0	0	0	0	0	0
1.12	MECHANICAL CONIFEROUS PULP	220	0	220	0	220	0	220	0	220	220
1.2	THERMO-MECHANICAL PULP	150	0	150	0	150	0	150	0	150	150
1.21	THERMO-MECHANICAL NON-CONIFEROUS PULP	0	0	0	0	0	0	0	0	0	0
1.22	THERMO-MECHANICAL CONIFEROUS PULP	150	0	150	0	150	0	150	0	150	150
1.3	SEMI-CHEMICAL PULP	164	0	164	0	164	0	164	0	164	164
1.31	SEMI-CHEMICAL NON-CONIFEROUS PULP	162	0	162	0	162	0	162	0	162	162
1.32	SEMI-CHEMICAL CONIFEROUS PULP	2	0	2	0	2	0	2	0	2	2
1.4	CHEMICAL PULP TOTAL	916	390	916	390	916	390	916	390	916	916
1.41	UNBLEACHED SULPHITE PULP	0	0	0	0	0	0	0	0	0	0
1.411	UNBLEACHED NON-CONIFEROUS SULPHITE PULP	0	0	0	0	0	0	0	0	0	0
1.412	UNBLEACHED CONIFEROUS SULPHITE PULP	0	0	0	0	0	0	0	0	0	0
1.42	BLEACHED SULPHITE PULP	0	0	0	0	0	0	0	0	0	0
1.421	BLEACHED NON-CONIFEROUS SULPHITE PULP	0	0	0	0	0	0	0	0	0	0
1.422	BLEACHED CONIFEROUS SULPHITE PULP	0	0	0	0	0	0	0	0	0	0
1.43	UNBLEACHED SULPHATE PULP	409	52	409	52	409	52	409	52	409	409
1.431	UNBLEACHED NON-CONIFEROUS SULPHATE PULP	50	0	50	0	50	0	50	0	50	50
1.432	UNBLEACHED CONIFEROUS SULPHATE PULP	359	52	359	52	359	52	359	52	359	359
1.44	BLEACHED SULPHATE+SODA PULP	507	338	507	338	507	338	507	338	507	507
1.441	BLEACHED NON-CONIFEROUS SULPHATE+SODA PULP	326	212	326	212	326	212	326	212	326	326
1.442	BLEACHED CONIFEROUS SULPHATE+SODA PULP	181	126	181	126	181	126	181	126	181	181
2	PULP OF OTHER FIBRE FOR PAPER AND BOARD	99	0	99	0	99	0	99	0	99	99
2.1	PULP OF STRAW	0	0	0	0	0	0	0	0	0	0
2.2	PULP OF BAGASSE	99	0	99	0	99	0	99	0	99	99
2.3	PULP OF BAMBOO	0	0	0	0	0	0	0	0	0	0
2.4	PULP OF OTHER FIBRE	0	0	0	0	0	0	0	0	0	0
3	DISSOLVING PULP, WOOD+OTHER RAW MATERIALS	420	420	420	420	420	420	420	420	420	420
3.1	NON-CONIFEROUS DISSOLVING PULP	420	420	420	420	420	420	420	420	420	420
3.2	CONIFEROUS DISSOLVING PULP	0	0	0	0	0	0	0	0	0	0

		1988	1989	1990	1991	1992	1993
		TOTAL CAPACITY IN 1000 METRIC TONS PER YEAR					
4	PAPER AND PAPERBOARD	1856	1871	1871	1871	1871	1871
4.1	NEWSPRINT	440	440	440	440	440	440
4.2	OTHER PRINTING AND WRITING PAPER	301	301	301	301	301	301
4.21	COATED PRINTING AND WRITING PAPER	46	46	46	46	46	46
4.211	COATED WOOD CONTAINING PRINT&WRITING PAPER	0	0	0	0	0	0
4.212	COATED WOODFREE PRINTING & WRITING PAPER	46	46	46	46	46	46
4.22	UNCOATED PRINTING AND WRITING PAPER	255	255	255	255	255	255
4.221	UNCOATED WOOD CONTAINING PRINT&WRIT PAPER	55	55	55	55	55	55
4.222	UNCOATED WOODFREE PRINTING & WRIT PAPER	200	200	200	200	200	200
4.3	OTHER PAPER AND PAPERBOARD	1115	1130	1130	1130	1130	1130
4.31	HOUSEHOLD AND SANITARY PAPER	107	107	107	107	107	107
4.32	WRAPPING AND PACKAGING PAPER AND BOARD	972	987	987	987	987	987
4.321	LINERBOARD	458	465	465	465	465	465
4.3211	KRAFT LINER	362	369	369	369	369	369
4.32111	UNBLEACHED KRAFT LINER	332	339	339	339	339	339
4.32112	BLEACHED KRAFT LINER	30	30	30	30	30	30
4.3212	OTHER LINERBOARD	96	96	96	96	96	96
4.322	FLUTING MEDIUM	227	235	235	235	235	235
4.3221	SEMI-CHEMICAL FLUTING MEDIUM	144	144	144	144	144	144
4.3222	OTHER FLUTING MEDIUM	83	91	91	91	91	91
4.323	KRAFT WRAPPING AND PACKAGING	107	107	107	107	107	107
4.3231	SACK KRAFT	83	83	83	83	83	83
4.3232	OTHER KRAFT WRAPPING AND PACKAGING	24	24	24	24	24	24
4.324	FOLDING BOXBOARD	172	172	172	172	172	172
4.3241	PULP BASED FOLDING BOXBOARD	0	0	0	0	0	0
4.32411	BLEACHED CHEMICAL PULP FOLDING BOXBOARD	0	0	0	0	0	0
4.32412	OTHER PULP BASED FOLDING BOXBOARD	0	0	0	0	0	0
4.3242	WASTE PAPER BASED FOLDING BOXBOARD	172	172	172	172	172	172
4.325	OTHER WRAPPING AND PACKAGING N.E.S.	8	8	8	8	8	8
4.3251	OTHER WRAPPING PAPER	8	8	8	8	8	8
4.3252	OTHER PACKAGING PAPERBOARD	0	0	0	0	0	0
4.33	OTHER PAPER AND PAPERBOARD N.E.S. TOTAL	36	36	36	36	36	36
4.331	OTHER PAPER N.E.S.	4	4	4	4	4	4
4.332	OTHER PAPERBOARD N.E.S.	32	32	32	32	32	32

AFRICA, DEVELOPING

	PROCESS	1988 TOTAL CAPACITY	1988 OF WHICH MARKET PULP	1989 TOTAL CAPACITY	1989 OF WHICH MARKET PULP	1990 TOTAL CAPACITY	1990 OF WHICH MARKET PULP	1991 TOTAL CAPACITY	1991 OF WHICH MARKET PULP	1992 TOTAL CAPACITY	1993 TOTAL CAPACITY
		1000 METRIC TONS (AIR DRY) PER YEAR									
1	WOOD PULP FOR PAPER AND PAPERBOARD	906	409	950	407	1020	409	1057	419	1081	1092
1.1	MECHANICAL PULP	125	0	119	0	125	0	128	0	130	130
1.11	MECHANICAL NON-CONIFEROUS PULP	80	0	80	0	80	0	80	0	80	80
1.12	MECHANICAL CONIFEROUS PULP	45	0	39	0	45	0	48	0	50	50
1.2	THERMO-MECHANICAL PULP	8	4	8	2	12	4	14	4	14	20
1.21	THERMO-MECHANICAL NON-CONIFEROUS PULP	0	0	0	0	0	0	0	0	0	0
1.22	THERMO-MECHANICAL CONIFEROUS PULP	8	4	8	2	12	4	14	4	14	20
1.3	SEMI-CHEMICAL PULP	32	0	32	0	32	0	30	0	34	37
1.31	SEMI-CHEMICAL NON-CONIFEROUS PULP	27	0	27	0	27	0	26	0	29	31
1.32	SEMI-CHEMICAL CONIFEROUS PULP	5	0	5	0	5	0	4	0	5	6
1.4	CHEMICAL PULP TOTAL	741	405	791	405	851	405	885	415	903	905
	FROM 1.4 NOT DISAGGREGATED BELOW	40	0	40	0	40	0	56	0	60	62
1.41	UNBLEACHED SULPHITE PULP	0	0	0	0	0	0	0	0	0	0
1.411	UNBLEACHED NON-CONIFEROUS SULPHITE PULP	0	0	0	0	0	0	0	0	0	0
1.412	UNBLEACHED CONIFEROUS SULPHITE PULP	0	0	0	0	0	0	0	0	0	0
1.42	BLEACHED SULPHITE PULP	0	0	0	0	0	0	0	0	0	0
1.421	BLEACHED NON-CONIFEROUS SULPHITE PULP	0	0	0	0	0	0	0	0	0	0
1.422	BLEACHED CONIFEROUS SULPHITE PULP	0	0	0	0	0	0	0	0	0	0
1.43	UNBLEACHED SULPHATE PULP	336	180	332	180	337	180	353	190	365	365
1.431	UNBLEACHED NON-CONIFEROUS SULPHATE PULP	124	0	124	0	124	0	124	0	124	124
1.432	UNBLEACHED CONIFEROUS SULPHATE PULP	212	180	208	180	213	180	229	190	241	241
1.44	BLEACHED SULPHATE+SODA PULP	365	225	419	225	474	225	476	225	478	478
	FROM 1.44 NOT DISAGGREGATED BELOW	75	0	80	0	80	0	80	0	80	80
1.441	BLEACHED NON-CONIFEROUS SULPHATE+SODA PULP	275	225	325	225	375	225	375	225	375	375
1.442	BLEACHED CONIFEROUS SULPHATE+SODA PULP	15	0	14	0	19	0	21	0	23	23
2	PULP OF OTHER FIBRE FOR PAPER AND BOARD	141	34	143	34	143	34	143	34	143	143
2.1	PULP OF STRAW	97	0	98	0	98	0	98	0	98	98
2.2	PULP OF BAGASSE	18	18	18	18	18	18	18	18	18	18
2.3	PULP OF BAMBOO	0	0	0	0	0	0	0	0	0	0
2.4	PULP OF OTHER FIBRE	26	16	27	16	27	16	27	16	27	27
3	DISSOLVING PULP, WOOD+OTHER RAW MATERIALS	30	0	30	0	30	0	30	0	30	30
3.1	NON-CONIFEROUS DISSOLVING PULP	3	0	3	0	3	0	3	0	3	3
3.2	CONIFEROUS DISSOLVING PULP	27	0	27	0	27	0	27	0	27	27

		1988	1989	1990	1991	1992	1993
		TOTAL CAPACITY IN 1000 METRIC TONS PER YEAR					
4	PAPER AND PAPERBOARD	1048	1093	1150	1163	1166	1202
	FROM 4 NOT DISAGGREGATED BELOW	10	10	10	10	10	10
4.1	NEWSPRINT	140	137	145	148	149	149
4.2	OTHER PRINTING AND WRITING PAPER	301	343	382	383	384	385
4.21	COATED PRINTING AND WRITING PAPER	73	73	74	74	74	75
	FROM 4.21 NOT DISAGGREGATED BELOW	62	62	63	63	63	63
4.211	COATED WOOD CONTAINING PRINT&WRITING PAPER	0	0	0	0	0	0
4.212	COATED WOODFREE PRINTING & WRITING PAPER	11	11	11	11	11	12
4.22	UNCOATED PRINTING AND WRITING PAPER	228	270	308	309	310	310
4.221	UNCOATED WOOD CONTAINING PRINT&WRIT PAPER	7	12	14	15	15	15
4.222	UNCOATED WOODFREE PRINTING & WRIT PAPER	221	258	294	294	295	295
4.3	OTHER PAPER AND PAPERBOARD	597	603	613	622	623	658
4.31	HOUSEHOLD AND SANITARY PAPER	23	23	23	23	23	23
4.32	WRAPPING AND PACKAGING PAPER AND BOARD	538	543	553	562	563	598
	FROM 4.32 NOT DISAGGREGATED BELOW	5	5	5	5	5	5
4.321	LINERBOARD	137	137	140	143	144	149
4.3211	KRAFT LINER	83	80	83	86	87	92
4.32111	UNBLEACHED KRAFT LINER	71	66	67	68	69	74
4.32112	BLEACHED KRAFT LINER	12	14	16	18	18	18
4.3212	OTHER LINERBOARD	54	57	57	57	57	57
4.322	FLUTING MEDIUM	85	88	89	91	91	99
	FROM 4.322 NOT DISAGGREGATED BELOW	1	1	1	1	1	1
4.3221	SEMI-CHEMICAL FLUTING MEDIUM	65	68	69	71	71	79
4.3222	OTHER FLUTING MEDIUM	19	19	19	19	19	19
4.323	KRAFT WRAPPING AND PACKAGING	103	105	111	115	115	133
	FROM 4.323 NOT DISAGGREGATED BELOW	0	2	2	2	2	2
4.3231	SACK KRAFT	59	60	65	68	69	80
4.3232	OTHER KRAFT WRAPPING AND PACKAGING	44	43	44	45	44	51
4.324	FOLDING BOXBOARD	90	91	91	91	91	95
	FROM 4.324 NOT DISAGGREGATED BELOW	3	4	4	4	4	8
4.3241	PULP BASED FOLDING BOXBOARD	2	2	2	2	2	2
	FROM 4.3241 NOT DISAGGREGATED BELOW	1	1	1	1	1	1
4.32411	BLEACHED CHEMICAL PULP FOLDING BOXBOARD	0	0	0	0	0	0
4.32412	OTHER PULP BASED FOLDING BOXBOARD	1	1	1	1	1	1
4.3242	WASTE PAPER BASED FOLDING BOXBOARD	85	85	85	85	85	85
4.325	OTHER WRAPPING AND PACKAGING N.E.S.	118	117	117	117	117	117
	FROM 4.325 NOT DISAGGREGATED BELOW	0	2	2	2	2	2
4.3251	OTHER WRAPPING PAPER	81	78	78	78	78	78
4.3252	OTHER PACKAGING PAPERBOARD	37	37	37	37	37	37
4.33	OTHER PAPER AND PAPERBOARD N.E.S. TOTAL	36	37	37	37	37	37
4.331	OTHER PAPER N.E.S.	0	0	0	0	0	0
4.332	OTHER PAPERBOARD N.E.S.	36	37	37	37	37	37

FAO PULP, PAPER AND PAPERBOARD CAPACITY SURVEY 1988-1993

LATIN AMERICA

	PROCESS	1988 TOTAL CAPACITY	1988 OF WHICH MARKET PULP	1989 TOTAL CAPACITY	1989 OF WHICH MARKET PULP	1990 TOTAL CAPACITY	1990 OF WHICH MARKET PULP	1991 TOTAL CAPACITY	1991 OF WHICH MARKET PULP	1992 TOTAL CAPACITY	1993 TOTAL CAPACITY
		1000 METRIC TONS (AIR DRY) PER YEAR									
1	WOOD PULP FOR PAPER AND PAPERBOARD	7011	2337	7477	2422	8044	2606	9278	3229	10928	11747
	FROM 1 NOT DISAGGREGATED BELOW	150	0	150	0	150	0	150	0	150	150
1.1	MECHANICAL PULP	875	74	905	75	942	77	1044	80	1247	1414
	FROM 1.1 NOT DISAGGREGATED BELOW	179	0	179	0	189	0	209	0	309	419
1.11	MECHANICAL NON-CONIFEROUS PULP	55	5	85	5	85	5	85	5	85	85
1.12	MECHANICAL CONIFEROUS PULP	641	69	641	70	668	72	750	75	853	910
1.2	THERMO-MECHANICAL PULP	190	14	265	14	322	20	421	25	586	610
	FROM 1.2 NOT DISAGGREGATED BELOW	75	0	150	0	150	0	150	0	150	150
1.21	THERMO-MECHANICAL NON-CONIFEROUS PULP	0	0	0	0	0	0	0	0	0	0
1.22	THERMO-MECHANICAL CONIFEROUS PULP	115	14	115	14	172	20	271	25	436	460
1.3	SEMI-CHEMICAL PULP	387	10	482	10	542	10	557	10	557	557
1.31	SEMI-CHEMICAL NON-CONIFEROUS PULP	353	10	431	10	486	10	499	10	499	499
1.32	SEMI-CHEMICAL CONIFEROUS PULP	34	0	51	0	56	0	58	0	58	58
1.4	CHEMICAL PULP TOTAL	5409	2239	5675	2323	6088	2499	7106	3114	8388	9016
	FROM 1.4 NOT DISAGGREGATED BELOW	18	0	18	0	18	0	18	0	18	18
1.41	UNBLEACHED SULPHITE PULP	31	3	31	3	31	3	31	3	31	31
1.411	UNBLEACHED NON-CONIFEROUS SULPHITE PULP	0	0	0	0	0	0	0	0	0	0
1.412	UNBLEACHED CONIFEROUS SULPHITE PULP	31	3	31	3	31	3	31	3	31	31
1.42	BLEACHED SULPHITE PULP	121	41	122	42	122	42	122	42	122	132
1.421	BLEACHED NON-CONIFEROUS SULPHITE PULP	30	10	30	10	30	10	30	10	30	40
1.422	BLEACHED CONIFEROUS SULPHITE PULP	91	31	92	32	92	32	92	32	92	92
1.43	UNBLEACHED SULPHATE PULP	1908	296	1952	296	2143	341	2227	346	2192	2139
	FROM 1.43 NOT DISAGGREGATED BELOW	262	0	262	0	278	0	305	0	305	305
1.431	UNBLEACHED NON-CONIFEROUS SULPHATE PULP	169	56	169	56	169	56	169	56	166	166
1.432	UNBLEACHED CONIFEROUS SULPHATE PULP	1477	240	1521	240	1696	285	1753	290	1721	1668
1.44	BLEACHED SULPHATE+SODA PULP	3331	1899	3552	1982	3774	2113	4708	2723	6025	6696
1.441	BLEACHED NON-CONIFEROUS SULPHATE+SODA PULP	2335	1300	2469	1340	2587	1385	3360	1955	4088	4589
1.442	BLEACHED CONIFEROUS SULPHATE+SODA PULP	996	599	1083	642	1187	728	1348	768	1937	2107
2	PULP OF OTHER FIBRE FOR PAPER AND BOARD	1271	0	1274	0	1289	0	1312	0	1340	1346
2.1	PULP OF STRAW	3	0	3	0	3	0	3	0	3	3
2.2	PULP OF BAGASSE	1163	0	1163	0	1176	0	1199	0	1227	1233
2.3	PULP OF BAMBOO	45	0	45	0	45	0	45	0	45	45
2.4	PULP OF OTHER FIBRE	60	0	63	0	65	0	65	0	65	65
3	DISSOLVING PULP, WOOD+OTHER RAW MATERIALS	98	48	98	48	98	48	98	48	98	98
3.1	NON-CONIFEROUS DISSOLVING PULP	47	33	47	33	47	33	47	33	47	47
3.2	CONIFEROUS DISSOLVING PULP	51	15	51	15	51	15	51	15	51	51

		1988	1989	1990	1991	1992	1993
		TOTAL CAPACITY IN 1000 METRIC TONS PER YEAR					
4	PAPER AND PAPERBOARD	12868	13186	13620	14439	15374	15870
4.1	NEWSPRINT	1220	1245	1257	1453	1796	1820
4.2	OTHER PRINTING AND WRITING PAPER	2893	2976	3091	3370	3688	4021
	FROM 4.2 NOT DISAGGREGATED BELOW	865	887	918	968	1001	1024
4.21	COATED PRINTING AND WRITING PAPER	185	185	187	187	197	197
	FROM 4.21 NOT DISAGGREGATED BELOW	5	5	5	5	5	5
4.211	COATED WOOD CONTAINING PRINT&WRITING PAPER	37	37	37	37	37	37
4.212	COATED WOODFREE PRINTING & WRITING PAPER	143	143	145	145	155	155
4.22	UNCOATED PRINTING AND WRITING PAPER	1843	1904	1986	2215	2490	2800
	FROM 4.22 NOT DISAGGREGATED BELOW	77	104	104	104	104	104
4.221	UNCOATED WOOD CONTAINING PRINT&WRIT PAPER	60	60	62	64	64	64
4.222	UNCOATED WOODFREE PRINTING & WRIT PAPER	1706	1740	1820	2047	2322	2632
4.3	OTHER PAPER AND PAPERBOARD	8755	8965	9272	9616	9890	10029
4.31	HOUSEHOLD AND SANITARY PAPER	1333	1366	1395	1466	1515	1526
4.32	WRAPPING AND PACKAGING PAPER AND BOARD	6893	7070	7348	7622	7846	7974
	FROM 4.32 NOT DISAGGREGATED BELOW	316	319	331	350	353	368
4.321	LINERBOARD	2576	2691	2883	3047	3106	3121
	FROM 4.321 NOT DISAGGREGATED BELOW	1334	1434	1511	1538	1544	1544
4.3211	KRAFT LINER	912	927	1042	1179	1232	1247
4.32111	UNBLEACHED KRAFT LINER	902	917	1032	1169	1222	1237
4.32112	BLEACHED KRAFT LINER	10	10	10	10	10	10
4.3212	OTHER LINERBOARD	330	330	330	330	330	330
4.322	FLUTING MEDIUM	1033	1036	1037	1082	1118	1127
	FROM 4.322 NOT DISAGGREGATED BELOW	84	84	84	84	84	84
4.3221	SEMI-CHEMICAL FLUTING MEDIUM	120	120	121	121	121	121
4.3222	OTHER FLUTING MEDIUM	829	832	832	877	913	922
4.323	KRAFT WRAPPING AND PACKAGING	1402	1437	1500	1532	1566	1588
	FROM 4.323 NOT DISAGGREGATED BELOW	487	515	536	539	539	539
4.3231	SACK KRAFT	528	535	541	551	576	598
4.3232	OTHER KRAFT WRAPPING AND PACKAGING	387	387	423	442	451	451
4.324	FOLDING BOXBOARD	1221	1242	1252	1266	1358	1425
	FROM 4.324 NOT DISAGGREGATED BELOW	525	544	554	554	555	555
4.3241	PULP BASED FOLDING BOXBOARD	247	247	247	247	247	247
4.32411	BLEACHED CHEMICAL PULP FOLDING BOXBOARD	102	102	102	102	102	102
4.32412	OTHER PULP BASED FOLDING BOXBOARD	145	145	145	145	145	145
4.3242	WASTE PAPER BASED FOLDING BOXBOARD	449	451	451	465	556	623
4.325	OTHER WRAPPING AND PACKAGING N.E.S.	345	345	345	345	345	345
4.3251	OTHER WRAPPING PAPER	287	287	287	287	287	287
4.3252	OTHER PACKAGING PAPERBOARD	58	58	58	58	58	58
4.33	OTHER PAPER AND PAPERBOARD N.E.S. TOTAL	529	529	529	528	529	529
	FROM 4.33 NOT DISAGGREGATED BELOW	84	82	82	81	82	82
4.331	OTHER PAPER N.E.S.	283	285	285	285	285	285
4.332	OTHER PAPERBOARD N.E.S.	162	162	162	162	162	162

ASIA, DEVELOPING

	PROCESS	1988 TOTAL CAPACITY	1988 OF WHICH MARKET PULP	1989 TOTAL CAPACITY	1989 OF WHICH MARKET PULP	1990 TOTAL CAPACITY	1990 OF WHICH MARKET PULP	1991 TOTAL CAPACITY	1991 OF WHICH MARKET PULP	1992 TOTAL CAPACITY	1993 TOTAL CAPACITY
		1000 METRIC TONS (AIR DRY) PER YEAR									
1	WOOD PULP FOR PAPER AND PAPERBOARD	2598	345	2620	345	2839	445	2869	445	3020	3020
	FROM 1 NOT DISAGGREGATED BELOW	2	0	2	0	15	0	15	0	16	16
1.1	MECHANICAL PULP	553	0	553	0	553	0	553	0	553	553
	FROM 1.1 NOT DISAGGREGATED BELOW	250	0	250	0	250	0	250	0	250	250
1.11	MECHANICAL NON-CONIFEROUS PULP	117	0	117	0	117	0	117	0	117	117
1.12	MECHANICAL CONIFEROUS PULP	186	0	186	0	186	0	186	0	186	186
1.2	THERMO-MECHANICAL PULP	175	0	175	0	175	0	205	0	205	205
1.21	THERMO-MECHANICAL NON-CONIFEROUS PULP	95	0	95	0	95	0	95	0	95	95
1.22	THERMO-MECHANICAL CONIFEROUS PULP	80	0	80	0	80	0	110	0	110	110
1.3	SEMI-CHEMICAL PULP	364	0	386	0	457	0	457	0	457	457
	FROM 1.3 NOT DISAGGREGATED BELOW	118	0	140	0	151	0	151	0	151	151
1.31	SEMI-CHEMICAL NON-CONIFEROUS PULP	246	0	246	0	306	0	306	0	306	306
1.32	SEMI-CHEMICAL CONIFEROUS PULP	0	0	0	0	0	0	0	0	0	0
1.4	CHEMICAL PULP TOTAL	1504	345	1504	345	1639	445	1639	445	1789	1789
1.41	UNBLEACHED SULPHITE PULP	39	0	39	0	39	0	39	0	39	39
1.411	UNBLEACHED NON-CONIFEROUS SULPHITE PULP	15	0	15	0	15	0	15	0	15	15
1.412	UNBLEACHED CONIFEROUS SULPHITE PULP	24	0	24	0	24	0	24	0	24	24
1.42	BLEACHED SULPHITE PULP	29	0	29	0	29	0	29	0	29	29
	FROM 1.42 NOT DISAGGREGATED BELOW	9	0	9	0	9	0	9	0	9	9
1.421	BLEACHED NON-CONIFEROUS SULPHITE PULP	0	0	0	0	0	0	0	0	0	0
1.422	BLEACHED CONIFEROUS SULPHITE PULP	20	0	20	0	20	0	20	0	20	20
1.43	UNBLEACHED SULPHATE PULP	698	30	698	30	698	30	698	30	698	698
	FROM 1.43 NOT DISAGGREGATED BELOW	3	0	3	0	3	0	3	0	3	3
1.431	UNBLEACHED NON-CONIFEROUS SULPHATE PULP	436	30	436	30	436	30	436	30	436	436
1.432	UNBLEACHED CONIFEROUS SULPHATE PULP	259	0	259	0	259	0	259	0	259	259
1.44	BLEACHED SULPHATE+SODA PULP	738	315	738	315	873	415	873	415	1023	1023
	FROM 1.44 NOT DISAGGREGATED BELOW	140	140	140	140	140	140	140	140	340	340
1.441	BLEACHED NON-CONIFEROUS SULPHATE+SODA PULP	393	40	393	40	528	140	528	140	528	528
1.442	BLEACHED CONIFEROUS SULPHATE+SODA PULP	205	135	205	135	205	135	205	135	155	155
2	PULP OF OTHER FIBRE FOR PAPER AND BOARD	3476	140	3477	140	3477	140	3533	140	3537	3537
2.1	PULP OF STRAW	722	0	723	0	723	0	726	0	728	728
2.2	PULP OF BAGASSE	582	0	582	0	582	0	632	0	632	632
2.3	PULP OF BAMBOO	1375	40	1375	40	1375	40	1378	40	1380	1380
2.4	PULP OF OTHER FIBRE	797	100	797	100	797	100	797	100	797	797
3	DISSOLVING PULP, WOOD+OTHER RAW MATERIALS	270	50	270	50	270	50	270	50	320	320
3.1	NON-CONIFEROUS DISSOLVING PULP	270	50	270	50	270	50	270	50	270	270
3.2	CONIFEROUS DISSOLVING PULP	0	0	0	0	0	0	0	0	50	50

		1988	1989	1990	1991	1992	1993
		TOTAL CAPACITY IN 1000 METRIC TONS PER YEAR					
4	PAPER AND PAPERBOARD	10973	11988	12551	13347	13778	13778
	FROM 4 NOT DISAGGREGATED BELOW	40	40	40	40	40	40
4.1	NEWSPRINT	1318	1429	1638	1757	1757	1757
4.2	OTHER PRINTING AND WRITING PAPER	3002	3161	3370	3458	3491	3491
4.21	COATED PRINTING AND WRITING PAPER	534	590	619	637	645	645
	FROM 4.21 NOT DISAGGREGATED BELOW	0	9	12	17	17	17
4.211	COATED WOOD CONTAINING PRINT&WRITING PAPER	0	0	0	0	0	0
4.212	COATED WOODFREE PRINTING & WRITING PAPER	534	581	607	620	628	628
4.22	UNCOATED PRINTING AND WRITING PAPER	2468	2571	2751	2821	2846	2846
	FROM 4.22 NOT DISAGGREGATED BELOW	656	733	781	798	798	798
4.221	UNCOATED WOOD CONTAINING PRINT&WRIT PAPER	205	222	241	261	261	261
4.222	UNCOATED WOODFREE PRINTING & WRIT PAPER	1607	1616	1729	1762	1787	1787
4.3	OTHER PAPER AND PAPERBOARD	6613	7358	7503	8092	8490	8490
4.31	HOUSEHOLD AND SANITARY PAPER	306	373	437	437	437	437
4.32	WRAPPING AND PACKAGING PAPER AND BOARD	5993	6667	6772	7385	7783	7783
	FROM 4.32 NOT DISAGGREGATED BELOW	1	1	1	1	1	1
4.321	LINERBOARD	1625	1891	1919	2118	2288	2288
	FROM 4.321 NOT DISAGGREGATED BELOW	992	1212	1216	1216	1216	1216
4.3211	KRAFT LINER	601	647	671	870	1038	1038
4.32111	UNBLEACHED KRAFT LINER	601	647	671	870	1038	1038
4.32112	BLEACHED KRAFT LINER	0	0	0	0	0	0
4.3212	OTHER LINERBOARD	32	32	32	32	34	34
4.322	FLUTING MEDIUM	1305	1417	1446	1595	1774	1774
	FROM 4.322 NOT DISAGGREGATED BELOW	13	13	13	13	13	13
4.3221	SEMI-CHEMICAL FLUTING MEDIUM	199	199	199	199	199	199
4.3222	OTHER FLUTING MEDIUM	1093	1205	1234	1383	1562	1562
4.323	KRAFT WRAPPING AND PACKAGING	1081	1182	1166	1214	1263	1263
	FROM 4.323 NOT DISAGGREGATED BELOW	33	33	33	33	33	33
4.3231	SACK KRAFT	514	613	600	645	691	691
4.3232	OTHER KRAFT WRAPPING AND PACKAGING	534	536	533	536	539	539
4.324	FOLDING BOXBOARD	1267	1462	1526	1743	1743	1743
4.3241	PULP BASED FOLDING BOXBOARD	158	188	188	188	188	188
4.32411	BLEACHED CHEMICAL PULP FOLDING BOXBOARD	30	60	60	60	60	60
4.32412	OTHER PULP BASED FOLDING BOXBOARD	128	128	128	128	128	128
4.3242	WASTE PAPER BASED FOLDING BOXBOARD	1109	1274	1338	1555	1555	1555
4.325	OTHER WRAPPING AND PACKAGING N.E.S.	714	714	714	714	714	714
	FROM 4.325 NOT DISAGGREGATED BELOW	15	15	15	15	15	15
4.3251	OTHER WRAPPING PAPER	21	21	21	21	21	21
4.3252	OTHER PACKAGING PAPERBOARD	678	678	678	678	678	678
4.33	OTHER PAPER AND PAPERBOARD N.E.S. TOTAL	314	318	294	270	270	270
4.331	OTHER PAPER N.E.S.	290	293	269	245	245	245
4.332	OTHER PAPERBOARD N.E.S.	24	25	25	25	25	25

CENTR. PLANNED ASIA

	PROCESS	1988 TOTAL CAPACITY	1988 OF WHICH MARKET PULP	1989 TOTAL CAPACITY	1989 OF WHICH MARKET PULP	1990 TOTAL CAPACITY	1990 OF WHICH MARKET PULP	1991 TOTAL CAPACITY	1991 OF WHICH MARKET PULP	1992 TOTAL CAPACITY	1993 TOTAL CAPACITY
		1000 METRIC TONS (AIR DRY) PER YEAR									
1	WOOD PULP FOR PAPER AND PAPERBOARD	1885	0	1885	0	1885	0	1885	0	1885	1885
1.1	MECHANICAL PULP	518	0	518	0	518	0	518	0	518	518
	FROM 1.1 NOT DISAGGREGATED BELOW	18	0	18	0	18	0	18	0	18	18
1.11	MECHANICAL NON-CONIFEROUS PULP	250	0	250	0	250	0	250	0	250	250
1.12	MECHANICAL CONIFEROUS PULP	250	0	250	0	250	0	250	0	250	250
1.2	THERMO-MECHANICAL PULP	67	0	67	0	67	0	67	0	67	67
	FROM 1.2 NOT DISAGGREGATED BELOW	12	0	12	0	12	0	12	0	12	12
1.21	THERMO-MECHANICAL NON-CONIFEROUS PULP	25	0	25	0	25	0	25	0	25	25
1.22	THERMO-MECHANICAL CONIFEROUS PULP	30	0	30	0	30	0	30	0	30	30
1.3	SEMI-CHEMICAL PULP	30	0	30	0	30	0	30	0	30	30
1.31	SEMI-CHEMICAL NON-CONIFEROUS PULP	20	0	20	0	20	0	20	0	20	20
1.32	SEMI-CHEMICAL CONIFEROUS PULP	10	0	10	0	10	0	10	0	10	10
1.4	CHEMICAL PULP TOTAL	1270	0	1270	0	1270	0	1270	0	1270	1270
1.41	UNBLEACHED SULPHITE PULP	30	0	30	0	30	0	30	0	30	30
1.411	UNBLEACHED NON-CONIFEROUS SULPHITE PULP	10	0	10	0	10	0	10	0	10	10
1.412	UNBLEACHED CONIFEROUS SULPHITE PULP	20	0	20	0	20	0	20	0	20	20
1.42	BLEACHED SULPHITE PULP	70	0	70	0	70	0	70	0	70	70
1.421	BLEACHED NON-CONIFEROUS SULPHITE PULP	20	0	20	0	20	0	20	0	20	20
1.422	BLEACHED CONIFEROUS SULPHITE PULP	50	0	50	0	50	0	50	0	50	50
1.43	UNBLEACHED SULPHATE PULP	1105	0	1105	0	1105	0	1105	0	1105	1105
	FROM 1.43 NOT DISAGGREGATED BELOW	5	0	5	0	5	0	5	0	5	5
1.431	UNBLEACHED NON-CONIFEROUS SULPHATE PULP	100	0	100	0	100	0	100	0	100	100
1.432	UNBLEACHED CONIFEROUS SULPHATE PULP	1000	0	1000	0	1000	0	1000	0	1000	1000
1.44	BLEACHED SULPHATE+SODA PULP	65	0	65	0	65	0	65	0	65	65
	FROM 1.44 NOT DISAGGREGATED BELOW	65	0	65	0	65	0	65	0	65	65
1.441	BLEACHED NON-CONIFEROUS SULPHATE+SODA PULP	0	0	0	0	0	0	0	0	0	0
1.442	BLEACHED CONIFEROUS SULPHATE+SODA PULP	0	0	0	0	0	0	0	0	0	0
2	PULP OF OTHER FIBRE FOR PAPER AND BOARD	9069	0	9069	0	9069	0	9069	0	9069	9069
2.1	PULP OF STRAW	4010	0	4010	0	4010	0	4010	0	4010	4010
2.2	PULP OF BAGASSE	305	0	305	0	305	0	305	0	305	305
2.3	PULP OF BAMBOO	254	0	254	0	254	0	254	0	254	254
2.4	PULP OF OTHER FIBRE	4500	0	4500	0	4500	0	4500	0	4500	4500
3	DISSOLVING PULP,WOOD+OTHER RAW MATERIALS	35	0	35	0	35	0	35	0	35	35
3.1	NON-CONIFEROUS DISSOLVING PULP	0	0	0	0	0	0	0	0	0	0
3.2	CONIFEROUS DISSOLVING PULP	35	0	35	0	35	0	35	0	35	35

		1988	1989	1990	1991	1992	1993
		TOTAL CAPACITY IN 1000 METRIC TONS PER YEAR					
4	PAPER AND PAPERBOARD	13632	13632	13632	13632	13632	13632
4.1	NEWSPRINT	731	731	731	731	731	731
4.2	OTHER PRINTING AND WRITING PAPER	3612	3612	3612	3612	3612	3612
	FROM 4.2 NOT DISAGGREGATED BELOW	30	30	30	30	30	30
4.21	COATED PRINTING AND WRITING PAPER	200	200	200	200	200	200
4.211	COATED WOOD CONTAINING PRINT&WRITING PAPER	100	100	100	100	100	100
4.212	COATED WOODFREE PRINTING & WRITING PAPER	100	100	100	100	100	100
4.22	UNCOATED PRINTING AND WRITING PAPER	3382	3382	3382	3382	3382	3382
	FROM 4.22 NOT DISAGGREGATED BELOW	79	79	79	79	79	79
4.221	UNCOATED WOOD CONTAINING PRINT&WRIT PAPER	900	900	900	900	900	900
4.222	UNCOATED WOODFREE PRINTING & WRIT PAPER	2403	2403	2403	2403	2403	2403
4.3	OTHER PAPER AND PAPERBOARD	9289	9289	9289	9289	9289	9289
	FROM 4.3 NOT DISAGGREGATED BELOW	110	110	110	110	110	110
4.31	HOUSEHOLD AND SANITARY PAPER	70	70	70	70	70	70
4.32	WRAPPING AND PACKAGING PAPER AND BOARD	4979	4979	4979	4979	4979	4979
4.321	LINERBOARD	900	900	900	900	900	900
4.3211	KRAFT LINER	800	800	800	800	800	800
4.32111	UNBLEACHED KRAFT LINER	700	700	700	700	700	700
4.32112	BLEACHED KRAFT LINER	100	100	100	100	100	100
4.3212	OTHER LINERBOARD	100	100	100	100	100	100
4.322	FLUTING MEDIUM	1000	1000	1000	1000	1000	1000
4.3221	SEMI-CHEMICAL FLUTING MEDIUM	250	250	250	250	250	250
4.3222	OTHER FLUTING MEDIUM	750	750	750	750	750	750
4.323	KRAFT WRAPPING AND PACKAGING	1000	1000	1000	1000	1000	1000
4.3231	SACK KRAFT	550	550	550	550	550	550
4.3232	OTHER KRAFT WRAPPING AND PACKAGING	450	450	450	450	450	450
4.324	FOLDING BOXBOARD	1100	1100	1100	1100	1100	1100
4.3241	PULP BASED FOLDING BOXBOARD	800	800	800	800	800	800
4.32411	BLEACHED CHEMICAL PULP FOLDING BOXBOARD	200	200	200	200	200	200
4.32412	OTHER PULP BASED FOLDING BOXBOARD	600	600	600	600	600	600
4.3242	WASTE PAPER BASED FOLDING BOXBOARD	300	300	300	300	300	300
4.325	OTHER WRAPPING AND PACKAGING N.E.S.	979	979	979	979	979	979
4.3251	OTHER WRAPPING PAPER	279	279	279	279	279	279
4.3252	OTHER PACKAGING PAPERBOARD	700	700	700	700	700	700
4.33	OTHER PAPER AND PAPERBOARD N.E.S. TOTAL	4130	4130	4130	4130	4130	4130
4.331	OTHER PAPER N.E.S.	1900	1900	1900	1900	1900	1900
4.332	OTHER PAPERBOARD N.E.S.	2230	2230	2230	2230	2230	2230

EASTERN EUROPE

	PROCESS	1988 TOTAL CAPACITY	1988 OF WHICH MARKET PULP	1989 TOTAL CAPACITY	1989 OF WHICH MARKET PULP	1990 TOTAL CAPACITY	1990 OF WHICH MARKET PULP	1991 TOTAL CAPACITY	1991 OF WHICH MARKET PULP	1992 TOTAL CAPACITY	1993 TOTAL CAPACITY
		1000 METRIC TONS (AIR DRY) PER YEAR									
1	WOOD PULP FOR PAPER AND PAPERBOARD	4382	702	4395	707	4405	712	4438	712	4424	4451
1.1	MECHANICAL PULP	933	9	936	9	936	9	954	9	954	956
	FROM 1.1 NOT DISAGGREGATED BELOW	481	7	484	7	484	7	484	7	484	484
1.11	MECHANICAL NON-CONIFEROUS PULP	16	0	16	0	16	0	16	0	16	16
1.12	MECHANICAL CONIFEROUS PULP	436	2	436	2	436	2	454	2	454	456
1.2	THERMO-MECHANICAL PULP	0	0	0	0	0	0	0	0	0	0
1.21	THERMO-MECHANICAL NON-CONIFEROUS PULP	0	0	0	0	0	0	0	0	0	0
1.22	THERMO-MECHANICAL CONIFEROUS PULP	0	0	0	0	0	0	0	0	0	0
1.3	SEMI-CHEMICAL PULP	449	50	477	60	485	65	500	65	502	502
	FROM 1.3 NOT DISAGGREGATED BELOW	5	0	5	0	5	0	5	0	5	5
1.31	SEMI-CHEMICAL NON-CONIFEROUS PULP	444	50	472	60	480	65	495	65	497	497
1.32	SEMI-CHEMICAL CONIFEROUS PULP	0	0	0	0	0	0	0	0	0	0
1.4	CHEMICAL PULP TOTAL	3000	643	2982	638	2984	638	2984	638	2968	2993
	FROM 1.4 NOT DISAGGREGATED BELOW	580	37	580	37	580	37	580	37	580	580
1.41	UNBLEACHED SULPHITE PULP	226	50	218	50	220	50	220	50	220	224
1.411	UNBLEACHED NON-CONIFEROUS SULPHITE PULP	0	0	0	0	0	0	0	0	0	0
1.412	UNBLEACHED CONIFEROUS SULPHITE PULP	226	50	218	50	220	50	220	50	220	224
1.42	BLEACHED SULPHITE PULP	409	250	404	245	404	245	404	245	404	404
1.421	BLEACHED NON-CONIFEROUS SULPHITE PULP	56	40	56	40	56	40	56	40	56	56
1.422	BLEACHED CONIFEROUS SULPHITE PULP	353	210	348	205	348	205	348	205	348	348
1.43	UNBLEACHED SULPHATE PULP	1031	50	1025	50	1025	50	1025	50	998	1008
	FROM 1.43 NOT DISAGGREGATED BELOW	160	50	160	50	160	50	160	50	160	160
1.431	UNBLEACHED NON-CONIFEROUS SULPHATE PULP	93	0	93	0	93	0	93	0	93	93
1.432	UNBLEACHED CONIFEROUS SULPHATE PULP	778	0	772	0	772	0	772	0	745	755
1.44	BLEACHED SULPHATE+SODA PULP	754	256	755	256	755	256	755	256	766	777
1.441	BLEACHED NON-CONIFEROUS SULPHATE+SODA PULP	288	74	289	74	289	74	289	74	289	289
1.442	BLEACHED CONIFEROUS SULPHATE+SODA PULP	466	182	466	182	466	182	466	182	477	488
2	PULP OF OTHER FIBRE FOR PAPER AND BOARD	264	17	266	17	266	17	278	17	278	278
2.1	PULP OF STRAW	116	16	118	16	118	16	130	16	130	130
2.2	PULP OF BAGASSE	0	0	0	0	0	0	0	0	0	0
2.3	PULP OF BAMBOO	0	0	0	0	0	0	0	0	0	0
2.4	PULP OF OTHER FIBRE	148	1	148	1	148	1	148	1	148	148
3	DISSOLVING PULP,WOOD+OTHER RAW MATERIALS	519	190	522	195	534	195	534	195	534	534
	FROM 3 NOT DISAGGREGATED BELOW	220	0	220	0	220	0	220	0	220	220
3.1	NON-CONIFEROUS DISSOLVING PULP	293	190	291	190	293	190	293	190	293	293
3.2	CONIFEROUS DISSOLVING PULP	6	0	11	5	21	5	21	5	21	21

		1988	1989	1990	1991	1992	1993
		TOTAL CAPACITY IN 1000 METRIC TONS PER YEAR					
4	PAPER AND PAPERBOARD	6763	6875	7117	7237	7287	7317
4.1	NEWSPRINT	478	503	503	503	503	503
4.2	OTHER PRINTING AND WRITING PAPER	1448	1458	1486	1586	1616	1616
	FROM 4.2 NOT DISAGGREGATED BELOW	702	692	682	682	712	712
4.21	COATED PRINTING AND WRITING PAPER	95	100	115	115	115	115
4.211	COATED WOOD CONTAINING PRINT&WRITING PAPER	46	46	46	46	46	46
4.212	COATED WOODFREE PRINTING & WRITING PAPER	49	54	69	69	69	69
4.22	UNCOATED PRINTING AND WRITING PAPER	651	666	689	789	789	789
4.221	UNCOATED WOOD CONTAINING PRINT&WRIT PAPER	222	227	247	247	247	247
4.222	UNCOATED WOODFREE PRINTING & WRIT PAPER	429	439	442	542	542	542
4.3	OTHER PAPER AND PAPERBOARD	4837	4914	5128	5148	5168	5198
	FROM 4.3 NOT DISAGGREGATED BELOW	987	1037	1095	1115	1110	1135
4.31	HOUSEHOLD AND SANITARY PAPER	257	257	288	288	313	318
4.32	WRAPPING AND PACKAGING PAPER AND BOARD	3313	3340	3465	3465	3465	3465
	FROM 4.32 NOT DISAGGREGATED BELOW	1130	1130	1130	1130	1130	1130
4.321	LINERBOARD	288	325	375	375	375	375
4.3211	KRAFT LINER	100	100	100	100	100	100
4.32111	UNBLEACHED KRAFT LINER	100	100	100	100	100	100
4.32112	BLEACHED KRAFT LINER	0	0	0	0	0	0
4.3212	OTHER LINERBOARD	188	225	275	275	275	275
4.322	FLUTING MEDIUM	649	649	689	689	689	689
4.3221	SEMI-CHEMICAL FLUTING MEDIUM	345	345	345	345	345	345
4.3222	OTHER FLUTING MEDIUM	304	304	344	344	344	344
4.323	KRAFT WRAPPING AND PACKAGING	406	386	386	386	386	386
4.3231	SACK KRAFT	307	287	287	287	287	287
4.3232	OTHER KRAFT WRAPPING AND PACKAGING	99	99	99	99	99	99
4.324	FOLDING BOXBOARD	253	257	277	277	277	277
4.3241	PULP BASED FOLDING BOXBOARD	151	151	151	151	151	151
4.32411	BLEACHED CHEMICAL PULP FOLDING BOXBOARD	46	46	46	46	46	46
4.32412	OTHER PULP BASED FOLDING BOXBOARD	105	105	105	105	105	105
4.3242	WASTE PAPER BASED FOLDING BOXBOARD	102	106	126	126	126	126
4.325	OTHER WRAPPING AND PACKAGING N.E.S.	587	593	608	608	608	608
4.3251	OTHER WRAPPING PAPER	268	274	289	289	289	289
4.3252	OTHER PACKAGING PAPERBOARD	319	319	319	319	319	319
4.33	OTHER PAPER AND PAPERBOARD N.E.S. TOTAL	280	280	280	280	280	280
4.331	OTHER PAPER N.E.S.	119	119	119	119	119	119
4.332	OTHER PAPERBOARD N.E.S.	161	161	161	161	161	161

USSR

	PROCESS	1988 TOTAL CAPA-CITY	1988 OF WHICH MARKET PULP	1989 TOTAL CAPA-CITY	1989 OF WHICH MARKET PULP	1990 TOTAL CAPA-CITY	1990 OF WHICH MARKET PULP	1991 TOTAL CAPA-CITY	1991 OF WHICH MARKET PULP	1992 TOTAL CAPA-CITY	1993 TOTAL CAPA-CITY
		1000 METRIC TONS (AIR DRY) PER YEAR									
1	WOOD PULP FOR PAPER AND PAPERBOARD	11235	2700	11385	2760	11635	2760	11635	2760	11635	11635
1.1	MECHANICAL PULP	2480	100	2480	100	2500	100	2500	100	2500	2500
	FROM 1.1 NOT DISAGGREGATED BELOW	2480	100	2480	100	2500	100	2500	100	2500	2500
1.11	MECHANICAL NON-CONIFEROUS PULP	.	.	.	.	.	.	.	.	.	.
1.12	MECHANICAL CONIFEROUS PULP	.	.	.	.	.	.	.	.	.	.
1.2	THERMO-MECHANICAL PULP	320	0	370	0	500	0	500	0	500	500
	FROM 1.2 NOT DISAGGREGATED BELOW	320	0	370	0	500	0	500	0	500	500
1.21	THERMO-MECHANICAL NON-CONIFEROUS PULP	.	0	.	0	.	0	.	0	.	.
1.22	THERMO-MECHANICAL CONIFEROUS PULP	.	0	.	0	.	0	.	0	.	.
1.3	SEMI-CHEMICAL PULP	635	0	635	0	635	0	635	0	635	635
	FROM 1.3 NOT DISAGGREGATED BELOW	635	0	635	0	635	0	635	0	635	635
1.31	SEMI-CHEMICAL NON-CONIFEROUS PULP	.	0	.	0	.	0	.	0	.	.
1.32	SEMI-CHEMICAL CONIFEROUS PULP	.	0	.	0	.	0	.	0	.	.
1.4	CHEMICAL PULP TOTAL	7800	2600	7900	2660	8000	2660	8000	2660	8000	8000
	FROM 1.4 NOT DISAGGREGATED BELOW	1070	150	1070	130	1070	130	1070	130	1070	1070
1.41	UNBLEACHED SULPHITE PULP	1300	330	1300	330	1300	330	1300	330	1300	1300
	FROM 1.41 NOT DISAGGREGATED BELOW	1300	330	1300	330	1300	330	1300	330	1300	1300
1.411	UNBLEACHED NON-CONIFEROUS SULPHITE PULP	.	.	.	.	.	.	.	.	.	.
1.412	UNBLEACHED CONIFEROUS SULPHITE PULP	.	.	.	.	.	.	.	.	.	.
1.42	BLEACHED SULPHITE PULP	930	200	930	200	930	200	930	200	930	930
	FROM 1.42 NOT DISAGGREGATED BELOW	930	200	930	200	930	200	930	200	930	930
1.421	BLEACHED NON-CONIFEROUS SULPHITE PULP	.	.	.	.	.	.	.	.	.	.
1.422	BLEACHED CONIFEROUS SULPHITE PULP	.	.	.	.	.	.	.	.	.	.
1.43	UNBLEACHED SULPHATE PULP	2800	500	2800	500	2800	500	2800	500	2800	2800
	FROM 1.43 NOT DISAGGREGATED BELOW	2800	500	2800	500	2800	500	2800	500	2800	2800
1.431	UNBLEACHED NON-CONIFEROUS SULPHATE PULP	.	.	.	.	.	.	.	.	.	.
1.432	UNBLEACHED CONIFEROUS SULPHATE PULP	.	.	.	.	.	.	.	.	.	.
1.44	BLEACHED SULPHATE+SODA PULP	1700	1420	1800	1500	1900	1500	1900	1500	1900	1900
	FROM 1.44 NOT DISAGGREGATED BELOW	1700	1420	1800	1500	1900	1500	1900	1500	1900	1900
1.441	BLEACHED NON-CONIFEROUS SULPHATE+SODA PULP	.	.	.	.	.	.	.	.	.	.
1.442	BLEACHED CONIFEROUS SULPHATE+SODA PULP	.	.	.	.	.	.	.	.	.	.
2	PULP OF OTHER FIBRE FOR PAPER AND BOARD	380	0	380	0	390	0	390	0	390	390
	FROM 2 NOT DISAGGREGATED BELOW	380	0	380	0	390	0	390	0	390	390
2.1	PULP OF STRAW	.	0	.	0	.	0	.	0	.	.
2.2	PULP OF BAGASSE	.	0	.	0	.	0	.	0	.	.
2.3	PULP OF BAMBOO	.	0	.	0	.	0	.	0	.	.
2.4	PULP OF OTHER FIBRE	.	0	.	0	.	0	.	0	.	.
3	DISSOLVING PULP,WOOD+OTHER RAW MATERIALS	760	760	760	760	780	780	780	780	780	780
	FROM 3 NOT DISAGGREGATED BELOW	760	760	760	760	780	780	780	780	780	780
3.1	NON-CONIFEROUS DISSOLVING PULP	.	.	.	.	.	.	.	.	.	.
3.2	CONIFEROUS DISSOLVING PULP	.	.	.	.	.	.	.	.	.	.

		1988	1989	1990	1991	1992	1993
		TOTAL CAPACITY IN 1000 METRIC TONS PER YEAR					
4	PAPER AND PAPERBOARD	11600	11850	12800	12800	12800	12800
4.1	NEWSPRINT	1900	1950	1950	1950	1950	1950
4.2	OTHER PRINTING AND WRITING PAPER	1400	1400	1500	1500	1500	1500
	FROM 4.2 NOT DISAGGREGATED BELOW	1400	1400	1500	1500	1500	1500
4.21	COATED PRINTING AND WRITING PAPER	.	.	.	.	.	.
4.211	COATED WOOD CONTAINING PRINT&WRITING PAPER	.	.	.	.	.	.
4.212	COATED WOODFREE PRINTING & WRITING PAPER	.	.	.	.	.	.
4.22	UNCOATED PRINTING AND WRITING PAPER	.	.	.	.	.	.
4.221	UNCOATED WOOD CONTAINING PRINT&WRIT PAPER	.	.	.	.	.	.
4.222	UNCOATED WOODFREE PRINTING & WRIT PAPER	.	.	.	.	.	.
4.3	OTHER PAPER AND PAPERBOARD	8300	8500	9350	9350	9350	9350
4.31	HOUSEHOLD AND SANITARY PAPER	200	250	370	370	370	370
4.32	WRAPPING AND PACKAGING PAPER AND BOARD	6100	6250	6980	6980	6980	6980
4.321	LINERBOARD	1820	1820	1820	1820	1820	1820
	FROM 4.321 NOT DISAGGREGATED BELOW	1820	1820	1820	1820	1820	1820
4.3211	KRAFT LINER	.	.	.	.	.	.
4.32111	UNBLEACHED KRAFT LINER	.	.	.	.	.	.
4.32112	BLEACHED KRAFT LINER	.	.	.	.	.	.
4.3212	OTHER LINERBOARD	.	.	.	.	.	.
4.322	FLUTING MEDIUM	2190	2340	2990	2990	2990	2990
	FROM 4.322 NOT DISAGGREGATED BELOW	2190	2340	2990	2990	2990	2990
4.3221	SEMI-CHEMICAL FLUTING MEDIUM	.	.	.	.	.	.
4.3222	OTHER FLUTING MEDIUM	.	.	.	.	.	.
4.323	KRAFT WRAPPING AND PACKAGING	720	720	720	720	720	720
4.3231	SACK KRAFT	720	720	720	720	720	720
4.3232	OTHER KRAFT WRAPPING AND PACKAGING	0	0	0	0	0	0
4.324	FOLDING BOXBOARD	1370	1370	1450	1450	1450	1450
	FROM 4.324 NOT DISAGGREGATED BELOW	1370	1370	1450	1450	1450	1450
4.3241	PULP BASED FOLDING BOXBOARD	.	.	.	.	.	.
4.32411	BLEACHED CHEMICAL PULP FOLDING BOXBOARD	.	.	.	.	.	.
4.32412	OTHER PULP BASED FOLDING BOXBOARD	.	.	.	.	.	.
4.3242	WASTE PAPER BASED FOLDING BOXBOARD	.	.	.	.	.	.
4.325	OTHER WRAPPING AND PACKAGING N.E.S.	.	.	.	.	.	.
4.3251	OTHER WRAPPING PAPER	.	.	.	.	.	.
4.3252	OTHER PACKAGING PAPERBOARD	.	.	.	.	.	.
4.33	OTHER PAPER AND PAPERBOARD N.E.S. TOTAL	2000	2000	2000	2000	2000	2000
	FROM 4.33 NOT DISAGGREGATED BELOW	2000	2000	2000	2000	2000	2000
4.331	OTHER PAPER N.E.S.	.	.	.	.	.	.
4.332	OTHER PAPERBOARD N.E.S.	.	.	.	.	.	.

WORLD SURVEYS OF PULP AND PAPER CAPACITY AND PRODUCTION DEFINITIONS

DEFINITION OF CAPACITY

Practical maximum capacity, as defined for the survey, is the tonnage of paper, paperboard or pulp of normal commercial quality that could be produced per year with full use of equipment and adequate supplies of raw materials and labour, and assuming full demand. No allowance is made for losses due to unscheduled shut downs, strikes, temporary lack of power, etc., which cause decreases in actual production, but not in production capacity.

Capacity of paper machines which produce more than one grade is apportioned in accordance with actual production patterns or plans for future operation.

Capacity is reported in metric tons of net finished paper and paperboard, and air-dry (10% moisture content) pulp.

Changes in Capacity

i) Increases in capacity for years 1, 2 and 3 of the survey should include committed plans for new machines, i.e. those underway, where ground has been broken, machinery ordered, financing obtained, etc., as well as increases to existing machines. For years 4 and 5, include pulp and paper expansions which are under active consideration or seem likely to come on stream.

ii) Changes in capacity should be included only for the portion of the year in which they are actually effective.

a) Additions to capacity

For new mills and machines, data should reflect the fact that full capacity is only reached after a certain period of operation. For the first 12 months of operation, assume 70% of capacity, the next 12 months 90% and thereafter 100%.

b) Reductions in capacity

Capacity of machinery which has been closed down mainly for economic reasons, with no intention of resuming production, should be excluded.

DEFINITIONS OF PULP

Market pulp is pulp for sale in the open market and does not include pulp used in own plant or shipped to wholly owned or associated companies within the country. All pulp moving outside the producing country is considered to be market pulp.

1. Wood Pulp for making Paper and Paperboard

Survey Code	Grade	Definition
1.1	Mechanical and chemi-mechanical	Wood pulp obtained by grinding or milling into their fibres, coniferous or non-coniferous rounds, quarters, billets, etc. or through refining coniferous or non-coniferous chips. Also called stone groundwood pulp and refiner pulp. The billets or chips can be pretreated with a suitable chemical to produce chemi- mechanical pulp. For this pulp, the ratio of the weight of the pulp produced to the weight of wood used is often very high. The pulp may be unbleached or bleached. Exclude Thermo mechanical pulp defibrated, exploded and groundwood pulp for fibre (building) board
1.11	of which: non-coniferous	Mechanical pulp obtained from non - coniferous rounds, quarters, billets, chips, etc.
1.2	Thermo mechanical	Pulp produced by a mechanical process in which wood particles are softened by pre-heating under pressure prior to a pressurized refining stage.
1.21	of which: non-coniferous	Thermo mechanical pulp obtained from non-coniferous wood.
1.3	Semi-chemical	Wood pulp obtained by mechanically reducing coniferous or non-coniferous wood to small pieces, which are cooked in a pressure vessel with a suitable chemical, but not sufficiently for the fibres to separate readily, followed by mechanical treatment. The ratio of the weight of the pulp produced to the weight of wood used is often very high. It may be unbleached or bleached.
1.31	of which: non-coniferous	Chemi-mechanical and semi-chemical pulp obtained from non-coniferous wood.
	Sulphite pulp	Woodpulp, including rejects, obtained by mechanically reducing coniferous or non-coniferous wood to chips which are subsequently cooked in a pressure vessel in the presence of a bisulphite cooking liquor. Bisulphites such as ammonium, calcium, magnesium and sodium, are commonly used. Exclude dissolving grades having very high alpha cellulose content (usually 90% or more). These should be included in codes 3 and 3.1.
1.41	Unbleached sulphite	Sulphite pulp which has not been bleached.
1.41.1	of which: non-coniferous	Unbleached sulphite pulp obtained from non-coniferous wood.
1.42	Bleached and semi-bleached sulphite	Sulphite pulp which has been bleached or partly bleached.
1.42.1	of which: non-coniferous	Bleached and semi-bleached sulphite pulp obtained from non-coniferous wood.

Survey Code	Grade	Definition
	Sulphate and soda pulp	Woodpulp, including rejects, obtained by mechanically reducing coniferous or non-coniferous wood to chips which are subsequently cooked in a pressure vessel in the presence of sodium hydroxide cooking liquor (soda pulp) or a mixture of sodium hydroxide and sodium sulphide cooking liquor (sulphate pulp). Exclude dissolving grades having very high alpha cellulose content (usually 90% or more). These should be included in codes 3 and 3.1.
1.43	Unbleached sulphate and soda	Sulphate and soda pulp which has not been unbleached.
1.43.1	of which: non-coniferous	Unbleached sulphate and soda pulp obtained from non-coniferous wood.
1.44	Bleached and semi-bleached sulphate and soda	Sulphate and soda pulp which has been bleached or partly bleached.
1.44.1	of which: non-coniferous	Bleached sulphate and soda pulp obtained from non-coniferous wood.

2. Other Fibre Pulp for making Paper and Paperboard

2.1	Straw	Pulp obtained from straw by any method. It may be bleached.
2.2	Bagasse	Pulp obtained from residue from processing sugar cane by any method. It may be bleached.
2.3	Bamboo	Pulp obtained from bamboo by any method. It may be bleached.
2.4	Other (reeds, esparto, rags, etc.)	Includes pulp obtained by any method from such material as esparto and other reeds or grass, cotton linters, flax, hemp, rags, other textile wastes. It may be bleached. Exclude dissolving grades. These should be included in code 3. Pulp made from waste paper.

3. Dissolving Pulp (Wood and other fibrous raw materials)

3.	Dissolving pulp (Wood and other fibrous raw materials)	Highly bleached chemical pulp (sulphate, soda or sulphite) from coniferous or non-coniferous wood, rags, cotton linters, etc., of special quality, with a very high alpha cellulose content (usually 90% and over) readily adaptable for uses other than papermaking. They are used principally as a source of cellulose in the manufacture of products such as man-made fibres, cellulosic plastic materials, lacquers, explosives, etc.
3.1	of which: non-coniferous	Dissolving pulp made from non-coniferous wood.

DEFINITIONS OF PAPER AND PAPERBOARD

The products included under this heading are in rolls, strips or sheets. The rolls and strips exceed 15 cm in width and the sheets have no side less than 36 cm.

Exclude paper and paperboard cut to any shape other than rectangular.

4. Paper and Paperboard

Survey Code	Grade	Definition
4.1	Newsprint	Uncoated paper, unsized (or only slightly sized), containing at least 65% mechanical or thermo mechanical wood pulp (percent of fibrous content), of the type used mainly for the printing of newspapers, usually weighing not less than 40 g/m2 and generally not more than 57 g/m2. Include rotonews
4.2	Other printing and writing paper	Paper, except newsprint, suitable for printing, writing or other graphic purposes, made from a variety of pulp blends and with various finishes. It may be uncoated and have been subjected to sizing, calendering, supercalendering, glazing, water-marking or similar simple finishing processes, or it may be coated on one or both sides with coating material such as barium sulphate, clay (beneficiated kaolin), gypsum or zinc oxide, often supplemented with supercalendering, etc. Include such papers as: bank note bible or imitation bible book and magazine box lining and covering bristols calculator papers computer paper duplicating envelope stock folder stock label lithograph manifold offset onionskin photographic base paper poster stationery tablet or block tabulating card stock typewriter
4.21	of which: Coated	Printing and writing papers, except newsprint, which have been coated on one or both sides with coating materials such as clay (beneficiated kaolin), barium sulphate, gypsum or zinc oxide, often supplemented with supercalendering, etc. Include coated paper produced at the paper mill from base paper manufacturers for own use or purchased, together with all paper made and coated in a single operation on the papermaking machine.
4.21.1	of which: Wood containing	Coated printing and writing papers, containing 10% or more mechanical wood pulp.
4.21.2	Woodfree	Coated printing and writing papers, containing less than 10% mechanical wood pulp.

4.22	Uncoated	Printing and writing papers, except newsprint, which have been subjected to sizing, calendering, supercalendering, glazing, water marking or similar simple finishing processes, but not to coating. Exclude coating base paper for own use or for sale to other paper mills.
4.22.1	of which: Wood containing	Uncoated printing and writing papers, except newsprint, containing 10% or more mechanical woodpulp.
4.22.2	Woodfree	Uncoated printing and writing papers, except newsprint, containing less than 10% mechanical woodpulp.
4.31	Household and sanitary paper	Absorbent paper, creped or uncreped, sometimes embossed, made from bleached or unbleached pulps, waste paper or combination of these. This type of paper should be sufficiently strong to avoid disintegration or tearing in use. Other important characteristics are high absorptive capacity, retention of absorbed fluids, softness, freedom from lint and unpleasant odours. It is made in white and a variety of colours and in single, double or more plies. Include types of creped and uncreped papers such as: disposable tissues facial tissue napkin sanitary wadding toilet tissue towelling wiper stock
4.32	Wrapping and packaging paper and paperboard	Paper and paperboard designed for wrapping and packaging purposes made from pulps, waste paper and any combination of these.
4.32.1	Linerboard	Paperboard made either from sulphate pulp (unbleached or bleached) or principally from waste paper used as facing material on corrugated or solid paper or paperboard boxes and containers.
4.32.11	Kraft liner	Linerboard made wholly or principally of bleached or unbleached sulphate pulp.
4.32.11.1	Unbleached	Kraft liner made wholly or principally of unbleached sulphate pulp. Include mottled kraft liner
4.32.11.2	Bleached	Kraft liner made wholly or principally of bleached sulphate pulp. Include white lined Kraft liner
4.32.12	Other linerboard	Linerboard other than Kraft liner.
4.32.2	Fluting medium	Paper or paperboard used mainly as a corrugating medium in the production of corrugated board. It may be produced wholly or principally from semi-chemical wood pulp or from other materials.
4.32.21	Semi-chemical	Fluting medium made wholly or principally of semi-chemical woodpulp.
4.32.22	Other fluting medium	Fluting medium other than semi-chemical.
4.32.3	Kraft wrapping and packaging paper	All other papers made wholly or principally from bleached and unbleached sulphate pulp used in the manufacture of single or multi-wall sacks or for other wrapping and packaging purposes.

Survey Code	Grade	Definition
4.32.31	Sack kraft	Bleached and unbleached kraft wrapping and packaging paper used in the manufacture of single or multi-wall sacks.
4.32.32	Other kraft wrapping and packaging paper	Bleached and unbleached kraft wrapping and packaging papers, other than sack kraft.
4.32.4	Folding boxboard	Paperboard with good stiffness, scoring and folding characteristics. These paperboards are made from pulp, waste paper or any combination of these. They may be plain or coloured throughout the mass, solid, single or multi-ply, coated or uncoated. They include folding, milk carton and food service boxboard. Include such folding boxboard as: white or coloured lined duplex and triplex solid bleached board chipboard (plain or coloured) folding unbleached kraft board Exclude non-folding board for shipping cases, which is included in code 4.32.52
4.32.41	Pulp based	These folding boxboards are made wholly from chemical pulp or from a combination of chemical and mechanical and/or thermo mechanical pulps.
4.32.41.1	Bleached chemical pulp based	These folding boxboards may be either single-ply boards of bleached chemical pulp or multi-ply boards with bleached chemical pulp on both sides.
4.32.41.2	Other pulp based	These folding boxboards are either single-ply, made from an unbleached pulp furnish, or multiply, made from a combination of chemical and mechanical and/or thermo mechanical pulps. Exclude multi-ply boards with bleached chemical pulp on both sides which are included in code 4.32.41.1
4.32.42	Waste paper based	Folding boxboard manufactured from waste paper or a combination of waste paper and pulp.
4.32.5	Other wrapping and packaging paper and paperboard	Paper and paperboard designed for wrapping and packaging purposes, not included elsewhere.
4.32.51	Other wrapping paper	Papers such as: i) vegetable parchment, greaseproof and glassine. Papers made from chemical pulps or from mixtures of chemical woodpulp, cotton fibre pulp treated (e.g. highly hydrated or hard beaten) to render the resulting paper resistant to oil, grease and water. The papers are used primarily for packaging of frozen, moist or greasy materials like butter, margarine, meat or fish, as pan liners, release paper, sterilising bags, parchmentising stock and imitations of parchment. Exclude papers that have been rendered greaseproof or waterproof by coating, impregnating or similar processes after manufacture of the paper. ii) Wrapping and packaging papers not included under i) or under code 4.32.32.

Survey Code	Grade	Definition
4.32.52	Other packaging Paperboard	Packaging paperboard not included under codes 4.32.11, 4.32.12, 4.32.41 and 4.32.42. Include straw paperboard non-folding board for shipping cases, set up boxes, etc. board used in the manufacture of cores, tubes, cans and drums. Exclude corrugated board which is considered as converted paperboard straw paper and paperboard used for corrugated boxes (which is included in 4.32.12 and 4.32.22).
4.33	Other paper and paperboard, not elsewhere specified	Paper and paperboard not used for packaging purposes manufactured principally from furnishes other than sulphate pulp and not included elsewhere
4.33.1	Paper	Papers such as: i) Special thin paper These papers are made for special purposes, their common characteristics being their relative thinness. The papers included may be made from mechanical or chemical pulps, bleached or unbleached. The principal characteristics of some of these papers are uniformity of surface and caliper, freedom from pinholes, strength, close formation, opacity, low permeability and chemical purity, all related to special uses. Include such special thin papers as: carbonising tissue condenser and capacitor paper electrical paper and tissue cigarette paper lens tissue stencil tissue pattern tissue tea bag paper Exclude thin printing and writing papers such as: bible and imitation bible manifold onionskin airmail stationery stock ii) kraft paper used for waxing, asphalting, water-proofing, laminating, impregnating, spinning or twisting, gumming, etc. Exclude folding kraft board which is included in code 4.32.41.1 iii) all other grades of paper not included under earlier headings Include cable paper blotting paper filter paper rope and jute paper wallpaper base stock

Survey Code	Grade	Definition
4.33.2	Paperboard	Paperboards not included elsewhere, such as: i) construction paper and paperboard Papers, paper felts and paperboards used in the construction of buildings and other structures for insulation, vapour seal, roofing and flooring underlay, etc. They are made from fully refined material such as woodpulp, waste paper, other vegetable pulp and mineral fibre. Low thermal conductivity, moisture resistance, fire resistance, permanency, insect and vermin resistance are desirable characteristics of these materials. Exclude a) papers, paper felts or boards impregnated, saturated, laminated or further manufactured in any way (i.e. converted). b) fibreboard (fibre building board) in the form of insulating board, medium hardboard and hardboard. ii) All other grades of paperboard not included under earlier headings Include beer mat board gasket board index pressboard matrix board panel board (automotive) press textile board shoe board transformer board trunk and suitcase board

DEFINITIONS

DEFINITION DE CAPACITE

Aux fins de l'enquête, la capacité maximum pratique est égale au tonnage de papier, carton ou pâte de qualité commerciale normale que l'on peut produire annuellement en utilisant pleinement le matériel, en disposant de matières premières et de la main-d'oeuvre en quantité suffisante, étant admis qu'il existe une pleine demande. On ne tient pas compte des pertes dues à des fermetures imprévues, aux grèves, à un manque temporaire de source d'énergie, etc., qui font baisser la production réelle mais non la capacité de production.

La capacité des machines à papier produisant plusieurs qualités est calculée en fonction des régimes de production réelle ou des prévisions concernant le fonctionnement futur.

La capacité est exprimée en tonnes de papier et carton finis nets et de pâte séchée à l'air (10% d'humidité).

Changements de capacité

i) Les augmentations de capacité pour les années 1, 2 et 3 de l'enquête doivent inclure des projets définitifs pour l'installation de nouvelles machines, c'est-à-dire, des projets qui sont déjà en cours, dont les fondations ont été jetées, pour lesquels l'équipement a été commandé, ou pour lesquels les fonds ont été assurés etc. Inclure aussi les augmentations des machines existantes. Pour les années 4 et 5, à inclure des expansions de pâte et papier qui sont objets de considération active ou dont l'entrée en fonction est probable.

ii) Les changements de capacité ne doivent figurer que pour la partie de l'année où ils se produisent effectivement.

a) Additions

En ce qui concerne les nouvelles usines, les données doivent tenir compte du fait que la pleine capacité n'est atteinte qu'après un certain temps de fonctionnement. Pour les 12 premiers mois de marche, on comptera 70% de la capacité, pour les 12 mois suivants 90% et ensuite 100%.

b) Réductions

Ne pas déclarer la capacité des machines qui ont été arrêtées pour des raisons essentiellement économiques, sans qu'on ait l'intention de reprendre la production.

DEFINITIONS DES PATES

La pâte marchande comprend la pâte destinée à être mise en vente sur le marché et ne comprend pas la pâte utilisée directement dans une usine intégrée ou destinée à des sociétés filiales ou associées à l'intérieur du pays. Toute pâte exportée en dehors du pays est considérée comme marchande.

1. Pâtes de bois pour la fabrication des papiers et cartons

No. Code enquête	Produit	Définition
1.1	Mécaniques et chimico-mécaniques	Pâtes obtenues par le broyage ou le râpage (défibrage) de bois de conifères ou de non-conifères en rondins, morceaux, billes, etc. ou par le raffinage de copeaux de bois de conifères et de non-conifères. Elles sont appelées également "pâtes de bois de râperie" et "pâte mécanique de copeaux". Les billes ou les plaquettes peuvent être prétraitées par un produit chimique approprié pour la fabrication de pâte chimico-mécanique. Pour ce type de pâte, le rapport entre le poids de la pâte produite et celui du bois utilisé est souvent très élevé. Ces pâtes peuvent être écrues ou blanchies. Cette rubrique ne comprend pas la pâte thermo-mécanique les pâtes éclatées et défibrées entrant dans la fabrication des panneaux de fibres
1.11	dont: de bois de	pâtes mécaniques obtenues de bois de non-conifères
1.2	Thermo-mécaniques	pâtes obtenues par un procédé mécanique dans lequel les particules sont amollies par un pré-chauffage sous pression avant le stade du raffinage sous pression.
1.21	dont: de bois de non-conifères	pâtes thermo-mécaniques obtenues de bois non-conifères.
1.3	Mi-chimiques	pâtes de bois obtenues en réduisant mécaniquement des bois de conifères ou de non-conifères en petits fragments, que l'on fait cuire sous pression dans une lessive de cuisson contenant un produit chimique approprié, mais pas suffisamment pour que les fibres se séparent aisément, et qui subissent ensuite un traitement mécanique. Le rapport entre le poids de la pâte produite et celui du bois utilisé est souvent très élevé. Elles peuvent être écrues ou blanchies.
1.31	dont: de bois de non-conifères	Pâtes chimico-mécaniques et mi-chimiques obtenues de bois de non-conifères.
	au Bisulfite	Pâtes (et déchets de pâtes) obtenues en réduisant mécaniquement des bois de conifères ou de non-conifères en copeaux et en les cuisant ensuite sous pression avec une lessive de cuisson au bisulfite. Les bisulfites les plus communément utilisés sont ceux d'ammonium, de calcium, de magnésium et de sodium. Cette rubrique ne comprend pas les pâtes à dissoudre qui ont une très forte teneur en alpha-cellulose (en général 90% ou plus). Elles sont classées sous les rubriques 3 et 3.1.
1.41	au Bisulfite écrues	Pâtes au bisulfite qui ne sont pas blanchies.
1.41.1	dont: de bois de non-conifères	Pâtes au bisulfite écrues obtenues de bois de non-conifères.

No. Code enquête	Produit	Définition
1.42	au Bisulfite blanchies et mi-blanchies	Pâtes au bisulfite qui sont blanchies ou mi-blanchies.
1.42.1	dont: de bois de non-conifères	Pâtes au bisulfite blanchies ou mi-blanchies obtenues de bois de non-conifères.
	au Sulfate et à la soude	Pâtes (et déchets de pâtes) obtenues en réduisant mécaniquement des bois de conifères ou de non-conifères en copeaux et en les cuisant ensuite sous pression avec une lessive de cuisson à base de soude caustique (pour les pâtes à la soude) ou d'un mélange de soude caustique et de sulfate de sodium (pour les pâtes au sulfate). Cette rubrique ne comprend pas les pâtes à dissoudre qui ont une très forte teneur en alpha-cellulose (en général 90% ou plus). Elles sont classées sous les rubriques 3 et 3.1.
1.43	au Sulfate et à la soude écrues	Pâtes au sulfate et à la soude qui ne sont pas blanchies.
1.43.1	dont: de bois de non-conifères	Pâtes au sulfate et à la soude écrues obtenues de bois de non-conifères.
1.44	au Sulfate et à la soude blanchies ou mi-blanchies	Pâtes au sulfate et à la soude qui sont blanchies ou mi-blanchies.
1.44.1	dont: de bois de non-conifères	Pâtes au sulfate et à la soude blanchies ou mi-blanchies obtenues de bois de non-conifères.
2.	Pâtes de matériaux végétaux fibreux autres que le bois pour la fabrication des papiers et cartons	
2.1	de Paille	Pâtes obtenues à partir de paille par n'importe quel procédé. Ces pâtes peuvent être blanchies.
2.1	de Bagasse	Pâtes obtenues à partir de résidus du traitement de la canne à sucre, par n'importe quel procédé. Ces pâtes peuvent être blanchies.
2.3	de Bambou	Pâtes obtenues à partir de bambou par n'importe quel procédé. Ces pâtes peuvent être blanchies.
2.4	Autres (roseaux, alfa, chiffons, etc.)	Pâtes obtenues par n'importe quel procédé à partir des matériaux tels que l'alfa, les roseaux et divers autres matériaux herbacés, des linters de coton, le lin, le chanvre, les chiffons et autres déchets textiles. Ces pâtes peuvent être blanchies. Cette rubrique ne comprend pas les pâtes à dissoudre. Elles sont classées sous la rubrique 3. Les pâtes obtenues de vieux papiers.
3.	Pâtes à dissoudre (de bois et d'autres matériaux végétaux)	
3.	à Dissoudre (de bois et d'autres matériaux végétaux)	Pâtes chimiques hautement blanchies (au sulfate, à la soude ou au bisulfite) de bois de conifères ou de non-conifères, de chiffons, de linters de coton, etc., de qualité spéciale, ayant une très forte teneur en alpha-cellulose (en général 90% ou plus) et se prêtant à des utilisations autres que la fabrication du papier. Elles sont principalement utilisées comme matière première cellulosique dans la fabrication de produits tels que les fibres artificielles, les matières plastiques cellulosiques, les laques, les explosifs, etc.
3.1	dont: de bois de non-conifères	Pâtes à dissoudre obtenues de bois de non-conifères

DEFINITIONS DES PAPIERS ET CARTONS

Dans ce groupe entrent les matériaux en feuilles, bandes ou rouleaux; les bandes ou rouleaux ont une largeur de plus de 15 cm et les feuilles ont plus de 36 cm de côté.

Ne pas déclarer les papiers et cartons de forme autre que rectangulaire.

No. Code enquête	Produit	Définition
4.1	Papier journal	Papier non couché, non collé ou très légèrement, contenant au moins 65% de pâte de bois mécanique ou thermo-mécanique (pourcentage en matière fibreuse), utilisé principalement pour l'impression des journaux, dont le grammage n'est généralement ni inférieur à 40 g/m2 ni supérieur à 57 g/m2. Cette rubrique comprend papier pour impressions sur rotative
4.2	Autres papiers d'impression et d'écriture	Papiers autres que le papier journal, utilisés pour l'impression, l'écriture ou d'autres usages graphiques, faits avec divers mélanges de pâtes et soumis à divers procédés de finissage. Ces papiers peuvent être non couchés et collés, calandrés, super-calandrés, glacés ou filigranés ou soumis à des procédés similaires simples de finissage, ou peuvent être couchés sur une face ou deux faces au moyen de produits tels que sulfate de baryum, kaolin, gypse ou oxyde de zinc et souvent super-calandrés, etc. Cette rubrique comprend les papiers tels que: papier pour billets de banque papier bible véritable ou imitation papier pour livres et revues papier pour garnissage et habillage de boîtes bristol papier pour machines à additionner papier pour ordinateurs papier pour reproduction au duplicateur papier pour chemises papier pour enveloppes papier pour étiquettes papier pour lithographie papier pour manifolds papier pour offset papier pelure surglacé papier pour photographie papier pour affiches papier à lettre papier pour bloc-notes papier pour cartes mécanographiques papier machine
4.21	dont: Couchés	Papiers d'impression et d'écriture, autres que le papier journal, couchés sur une face ou deux faces au moyen de produits tels que kaolin, sulfate de baryum, gypse ou oxyde de zinc et souvent super-calandrés, etc. Cette rubrique comprend les papiers couchés fabriqués dans l'usine à papier à partir d'un support soit fabriqué dans la même usine, soit acheté, et toutes sortes de papiers couchés sur la machine à papier.

No. Code enquête	Produit	Définition
4.21.1	dont: avec bois	Papiers couchés d'impression et d'écriture contenant au moins 10% de pâte de bois mécanique.
4.21.2	dont: sans bois	Papiers couchés d'impression et d'écriture contenant moins de 10% de pâte de bois mécanique.
4.22	Non couchés	Papiers d'impression et d'écriture, autres que le papier journal, qui ont pu être collés, calandrés, super-calandrés, glacés ou filigranés ou soumis à des procédés similaires simples de finissage, mais non couchés. Cette rubrique ne comprend pas les supports pour papiers couchés, qu'ils soient utilisés sur place ou vendus à d'autres usines.
4.22.1	dont: avec bois	Papiers non couchés d'impression et d'écriture, autres que le papier journal, contenant au moins 10% de pâte de bois mécanique.
4.22.2	dont: sans bois	Papiers non couchés d'impression et d'écriture, autres que le papier journal, contenant moins de 10% de pâte de bois mécanique.
4.31	Papiers à usages domestiques et hygiéniques	Papier absorbant, crêpé ou non, parfois gaufré, fait avec des pâtes blanchies ou écrues, ou des pâtes de vieux papiers ou avec un mélange de ces types de pâtes. Ce papier doit avoir une force suffisante pour résister à l'usage sans désagrégation ou déchirure. Ses autres caractéristiques importantes sont la capacité d'absorption, la possibilité de retenir des liquides, la douceur au toucher, l'absence de charpie et d'odeur désagréable. Il est fait en blanc et en diverses teintes, en une, deux ou plusieurs couches. Cette rubrique comprend les papiers, crêpés ou non, tels que: papier-serviette (essuie-mains etc.) papier pour serviettes hygiéniques papier à démaquiller papier hygiénique ouates de cellulose articles en papier à jeter papier d'essuyage
4.32	Papiers et cartons d'empaquetage et d'emballage	Papiers et cartons destinés à l'emballage et l'empaquetage, fabriqués à partir de pâtes, de vieux papiers ou de n'importe quele combinaison de ces deux types de matières.
4.32.1	Carton de couverture	Carton fabriqué à partir de pâte au sulfate (blanchie ou non) ou essentiellement à partir de vieux papiers, employé pour couvrir des cartons ondulés ou des papiers ou cartons compacts utilisés pour faire des boîtes ou récipients.
4.32.11	Couverture kraft pour carton ondulé	Cartons de couverture faits uniquement ou principalement de pâte au sulfate, blanchie ou écrue.
4.32.11.1	Ecrue	Couverture kraft pour carton ondulé faite uniquement ou principalement de pâte au sulfate écrue. Cette rubrique comprend les papiers de couverture kraft marbrés

No. Code enquête	Produit	Définition
4.32.11.2	Blanchie	Couverture kraft pour carton ondulé faite uniquement ou principalement de pâte au sulfate blanchie. Cette rubrique comprend les papiers de couverture kraft doublés de blanc
4.32.12	Autres cartons de couverture	Cartons de couverture autres que les cartons de couverture kraft.
4.32.2	Cannelures	Papiers et cartons utilisés essentiellement pour faire l'âme cannelée des cartons ondulés. Ils peuvent être faits uniquement ou principalement avec de la pâte mi-chimique ou avec d'autres matériaux.
4.32.21	Mi-chimique	Cannelures faites uniquement ou principalement de pâte de bois mi-chimique.
4.32.22	Autres cannelures	Cannelures ne contenant pas de pâte mi-chimique.
4.32.3	Papier kraft d'empaquetage et d'emballage	Tous les autres papiers faits uniquement ou principalement avec de la pâte au sulfate blanchie, ou utilisés sous forme de sacs d'emballage à une ou plusieurs épaisseurs ou sous d'autres formes pour l'emballage et l'empaquetage.
4.32.31	Papier kraft pour grands sacs	Papiers kraft d'emballage et d'empaquetage blanchis et écrus utilisés dans la fabrication des sacs d'emballage à une ou plusieurs épaisseurs.
4.32.32	Autres papiers kraft d'emballage et d'empaquetage	Papiers kraft d'emballage et d'empaquetage blanchis et écrus autres que les papiers pour grands sacs.
4.32.4	Cartons pour boîtes pliantes	Cartons résistants possédant de bonnes caractéristiques de rainage et de pliage. Ils sont faits avec des pâtes de bois, des vieux papiers ou un mélange des deux. Ils peuvent être à l'état naturel ou colorés dans la masse, compacts, doublés une ou deux faces, couchés ou non couchés. Les cartons de ce groupe comprennent les cartons pour boîtes pliantes, les cartons à lait et les cartons pour boîtes destinées aux produits alimentaires. Cette rubrique comprend des cartons pour boîtes pliantes tels que: carton duplex ou triplex blancs ou colorés doublés cartons compacts blanchis cartons gris à l'état naturel ou colorés cartons écrus kraft pliables, pas blanchis Cette rubrique ne comprend pas le carton kraft pour boîtes d'emballage. Il est classé sous la rubrique 4.32.52.
4.32.41	A base de pâte	Ces cartons pour boîtes pliantes sont faits entièrement de pâte chimique pure ou d'un mélange de pâte chimique et de pâte mécanique et/ou thermo-mécanique.
4.32.41.1	A base de pâte chimique blanchie	Ces cartons pour boîtes pliantes peuvent être des cartons compacts de pâte chimique blanchie ou des cartons doublés à deux faces avec de la pâte chimique blanchie.

No. Code enquête	Produit	Définition
4.32.41.2	A base d'autres pâtes	Ces cartons pour boîtes pliantes sont compacts ou doublés deux faces et sont faits soit d'une fourniture homogène de pâte écrue, soit d'un mélange de pâte chimique et de pâte mécanique et/ou thermo-mécanique. Cette rubrique ne comprend pas les cartons doublés sur les deux faces avec de la pâte chimique blanchie, qui sont compris dans la rubrique 4.32.41.1
4.32.42	A base de vieux papiers	Cartons pour boîtes pliantes, obtenus de vieux papiers ou d'un mélange de vieux papiers et de pâte.
4.32.5	Autres papiers et cartons d'empaquetage et d'emballage	Papiers et cartons destinés à l'emballage et l'empaquetage, non désignés ailleurs.
4.32.51	Autres papiers d'emballage	Papiers tels que: i) papier sulfurisé, simili-sulfurisé et papier cristal. Papiers faits avec des pâtes de bois chimiques pures ou mélangées ou des pâtes de fibres de coton, traitées (c'est-à-dire fortement hydratées ou soumises à un raffinage poussé) pour que le papier obtenu soit résistant à l'huile, à la graisse et à l'eau. Ces papiers sont utilisés principalement pour l'emballage de produits alimentaires congelés, humides ou gras (beurre, margarine, viande, poisson, etc.) comme moules à pâtisserie, anti-adhésifs, sachets de stérilisation, parchemins ou imitations de parchemin. Cette rubrique ne comprend pas les papiers qui, après fabrication, ont été rendus ingraissables ou imperméables par couchage, imprégnation ou autres procédés similaires ii) papiers d'empaquetage et d'emballage ne figurant ni dans la rubrique i) ci-dessus ni sous le code 4.32.32.
4.32.52	Autres cartons d'empaquetage	Cartons d'emballage ne figurant pas dans les rubriques 4.32.11, 4.32.12, 4.32.41 et 4.32.42. Cette rubrique comprend des cartons tels que: carton paille carton non pliable pour boîtes d'emballage, caisses rigides, etc. carton destiné à la fabrication de mandrins, tubes et boîtes cylindriques, etc. Cette rubrique ne comprend pas le carton ondulé qui est considéré comme un carton travaillé les papiers et cartons paille utilisés pour les boîtes en carton ondulé (qui figurent sous 4.32.12 et 4.32.22 ci-dessus).
4.33	Autres papiers et cartons, non décrits ailleurs	Papiers et cartons non destinés à l'emballage et faits principalement avec des matières premières autres que la pâte au sulfate et non décrits ailleurs.

No. Code enquête	Produit	Définition
4.33.1	Papiers	Papiers tels que:

i) papiers minces spéciaux

Les papiers de cette catégorie sont destinés à usages particuliers et sont tous relativement fins. Ils sont faits parfois avec des pâtes mécaniques ou chimiques blanchies ou écrues, mais souvent avec des pâtes contenant du lin, du chanvre ou de la fibre de coton. Leurs principales caractéristiques sont l'uniformité de la surface et du calibre, l'absence de perforations, la résistance, la texture serrée, l'opacité, une faible perméabilité, la pureté chimique - toutes ces caractéristiques étant liées à des utilisations spéciales.

Cette rubrique comprend

des papiers minces spéciaux tels que:

papier pelure pour carbone
papier pour condensateurs
papier à cigarettes
papier mousseline pour essuyage de lentilles optiques
papier pour stencils
papier pour patrons
papier pour sachets de thé
papier électrique

Cette rubrique ne comprend pas

les papiers minces d'impression et d'écriture tels que:

papier bible ou imitation
papier pour reproduction au duplicateur
papier pour manifolds
papier pelure surglacé
papier à lettre avion

ii) papiers kraft destinés à être paraffinés, asphaltés, imperméabilisés, laminés, imprégnés, filés ou tordus, gommés, etc.

Cette rubrique ne comprend pas

les cartons kraft pliables. Ils sont classés sous les rubriques 4.32.4 et 4.32.42

iii) autres papiers ne figurant pas dans les précédentes rubriques

Cette rubrique comprend

des papiers tels que:

papier isolant
papier de chanvre et de jute
papier buvard
papier filtre
les supports de tenture (papier) peints

No. Code enquête	Produit	Définition
4.33.2	Cartons	Cartons non décrits ailleurs, tels que:

i) papiers et cartons de construction

Papiers, feutres et cartons utilisés dans la construction comme isolants, joints d'etanchéité au gaz, sous-couches de plafonds ou de planchers, etc. Ils sont faits avec des matières complètement raffinées telles que pâtes de bois, vieux papiers, autres pâtes végétales et fibres minérales. La faible conductivité thermique, la résistance à l'humidité, au feu, à la vermine et aux insectes et la durabilité sont des caractéristiques souhaitables pour ces matières.

Cette rubrique ne comprend pas

a) les papiers, feutres et cartons imprégnés, imprégnés à coeur, à plusieurs épaisseurs ou traités de toute autre manière (c'est-à-dire travaillés);

b) les panneaux de fibres durs, mi-durs et isolants.

ii) autres cartons non décrits ailleurs

Cette rubrique comprend

des cartons tels que:

cartons pour l'industrie et la chaussure
cartons pour joints
cartons pour transformateurs
cartons pour apprêtes textiles
cartons pour classeurs
cartons pour carrosserie automobile
cartons pour dessous de bocks
cartons pour valises et malles
cartons pour flans de clicherie.

DEFINICIONES

DEFINICION DE CAPACIDAD

Capacidad máxima práctica, para los efectos de la encuesta, es el número de toneladas de papel, cartón y pasta, de la calidad comercial corriente, que se podrían producir al año, aprovechando el equipo al máximo y contando con suficiente materia prima y mano de obra, suponiendo que la demanda es capaz de absorber toda la producción. No se toman en cuenta las diferencias que se puedan producir a causa de paros imprevistos, huelgas, interrupciones de la energía eléctrica, etc., todo lo cual se traduce efectivamente en una disminución de la producción aunque no de la capacidad.

Cuando las máquinas producen papeles de varios tipos, se indica la capacidad proporcional que corresponde a cada uno, tanto en la producción actual como en los planes futuros.

La capacidad se expresa en toneladas métricas netas de papel o cartón acabado y de pasta seca al aire (10% de humedad).

Cambios de capacidad

i) Los aumentos de la capacidad para los años 1, 2 y 3 de la encuesta deberían incluir planes ya comprometidos para nuevas máquinas, ej.: aquellos comenzados, aquellos donde la tierra ha sido abierta, la maquinaria ordenada, la financiación obtenida, etc., así como incrementos de la maquinaria existente. Para los años 4 y 5, incluir expansiones para pulpa y papel que estén siendo consideradas o que probablemente sean llevadas a cabo.

ii) Los cambios de capacidad deben aplicarse solamente a la parte del año en que surtan efecto.

a) Aumentos de capacidad

Tratándose de fábricas y máquinas nuevas, debe tenerse presente que sólo llegan a producir a plena capacidad después de estar en funcionamiento por un cierto tiempo. En los primeros 12 meses de funcionamiento, supóngase un 70% de capacidad, 90% en los 12 meses siguientes y 100% después.

b) Reducciones de capacidad

No se debe tomar en cuenta la capacidad de aquella maquinaria que se haya parado, por motivos económicos, sin intenciones de volverla a poner en marcha.

DEFINICIONES DE PASTA

Con el término "pasta para comercialización" se indica la pasta destinada a la venta en el mercado libre, excluyendo la pasta utilizada en la propia fábrica o enviada a compañías asociadas o afiliadas dentro del país. Se considera pasta para comercialización toda pasta enviada fuera del país de producción.

1. Pasta de madera para papel y cartón

Código de la encuesta	Tipo	Definición
1.1	Mecánica y mecanoquímica	Pasta de madera, obtenida moliendo o desfibrando troncos, cuartones, rollizos, etc., o refinando astillas de coníferas o no coníferas. También se la denomina pasta mecánica de trituradora y pasta mecánica de refinador. Los rollizos o las astillas pueden ser tratados previamente con un producto químico adecuado para producir pasta mecanoquímica. En este caso, la relación entre el peso de la pasta producida y el de la madera utilizada suele ser muy elevada. La pasta puede ser blanqueada o no. Excluyanse: la pasta termomecánica pasta desfibrada, pasta obtenida según el proceso masonite, y pasta mecánica para cartón de fibra (para construcción).
1.11	de la cual: de especies no coníferas	Pasta mecánica obtenida de troncos, cuartones, rollizos, astillas, etc., de especies no coníferas.
1.2	Termomecánica	Pasta producida por un proceso mecánico en que se ablandan partículas de madera mediante precalentamiento bajo presión antes de una fase de refinación presionizada.
1.21	de la cual: de especies no coníferas	Pasta termomecánica obtenida de maderas no coníferas.
1.3	Semiquímica	Pasta de madera, obtenida mediante la reducción por medios mecánicos de madera de coníferas en pequeños trozos, los cuales son cocidos en un autoclave con un producto químico adecuado, pero no en la medida suficiente para que las fibras se separen fácilmente, seguido por un tratamiento mecánico. La relación entre el peso de la pasta producida y el peso de la madera utilizada suele ser muy elevada. Puede ser blanqueada o sin blanquear.
1.31	de la cual: de especies no coníferas	Pasta quimiomecánica y semiquímica obtenida de especies no coníferas.
	Al sulfito	Pasta de madera, incluidos los desechos, obtenida reduciendo mecánicamente a partículas madera de coníferas o frondosas cociéndolas después en autoclave en presencia de licor de cocción al bisulfito. Suelen emplearse bisulfitos tales como los de amonio, calcio, magnesio y sodio. Excluyanse: los tipos solubles con un alto contenido de alfa-celulosa (generalmente 90% or más. Incluyanselos en los códigos 3 y 3.1.
1.41	Al sulfito, sin blanquear	Pasta al sulfito que no se ha blanqueado.
1.41.1	de la cual: de especies no coníferas	Pasta al sulfito sin blanquear hecha de madera de especies no coníferas.
1.42	Al sulfito, semi-blanqueada y blanqueada	Pasta al sulfito que se ha blanqueado en todo o en parte.

Código de la encuesta	Tipo	Definición
1.42.1	de la cual: de especies no coníferas	Pasta al sulfito blanqueada o semiblanqueada hecha de madera de especies no coníferas.
	Al sulfato y a soda	Pasta de madera, incluidos los desechos, obtenida reduciendo mecánicamente a partículas madera de coníferas o frondosas y cociéndolas después en autoclave en presencia de licor de cocción al hidróxido de sodio (pasta a la soda) o de un licor de cocción consistente en una mezcla de hidróxido de sodio y sulfuro de sodio (pasta al sulfato). Excluyanse: los tipos solubles con un alto contenido de alfa-celulosa (generalmente 90% o más). Incluyanse éstos en los códigos 3 y 3.1.
1.43	Al sulfato sin blanquear y a la soda	Pasta al sulfato y a la soda que no se ha blanqueado.
1.43.1	de la cual: de especies no coníferas	Pasta al sulfato y a la soda sin blanquear hecha de madera de especies no coníferas.
1.44	Al sulfato semi-blanqueada y blanqueada y a la soda	Pasta al sulfato y a la soda que se ha blanqueado en todo o en parte.
1.44.1	de la cual: de especies no coníferas	Pasta al sulfato y a la soda blanqueada hecha de madera de especies no coníferas.
2.	Otras pastas fibrosas para papel y cartón	
2.1	(De) paja	Pasta hecha de paja con cualquier método. Puede ser blanqueada.
2.2	(De) bagazo	Pasta hecha de los residuos del beneficiado de la caña de azúcar con cualquier método. Puede ser blanqueada.
2.3	(De) bambú	Pasta hecha de bambú con cualquier método. Puede ser blanqueada.
2.4	(De) otras materias (carrizos, esparto, trapos, etc.)	Se incluye toda pasta hecha con cualquier método de materias como esparto y otros carrizos y hierbas, borra de algodón, lino, cáñamo, trapos, y otros residuos textiles. Puede ser blanqueada. Excluyanse: los tipos solubles; incluyaselos en el código 3. Pasta hecha de papeles viejos.
3.	Pasta soluble (de madera y otras materias fibrosas)	
3.	Soluble (de madera y otras materias fibrosas)	Pastas químicas muy blanqueadas (al sulfato, a la soda o al sulfito) de madera de coníferas o frondosas, trapos, borra de algodón, etc., de calidad especial con un contenido muy alto de alfa-celulosa (90% o más) fácilmente adaptables a aplicaciones ajenas a la fabricación de papel. Se emplean principalmente como fuente de celulosa en la fabricación de productos tales como fibras artificiales, materiales plásticos celulósicos, lacas, explosivos, etc.
3.1	de la cual: de especies no coníferas	Pasta soluble hecha de madera de especies no coníferas.

DEFINICIONES DE PAPEL Y CARTON

Los productos comprendidos en esta sección se presentan en rollos, tiras u hojas; los rollos y tiras tienen una anchura superior a 15 cm y las hojas no tienen menos de 36 cm de lado.

Exclúyase el papel y cartón cortado en otra forma que la rectangular.

4. Papel y cartón

Código de la encuesta	Tipo	Definición
4.1	Papel para periódicos (papel prensa)	Papel sin estuco, sin apresto (o con muy poco apresto) que contiene por lo menos 65 por ciento de pasta mecánica de madera o de pasta de madera termomecánica (porcentaje de fibras) del tipo empleado principalmente para la impresión de diarios, que suele pesar no menos de 40 g/m2 y por lo general no más de 57 g/m2. Inclúyase: el papel de rotativa
4.2	Otros papeles de escritura e impresión	Papeles, excepto el papel para periódicos, idóneos para la impresión, la escritura y otros usos gráficos, hechos con diversas mezclas de pastas y diversos acabados. Se puede presentar sin estuco y aprestado, calandrado, supercalandrado, satinado, filigranado, o sometido a procesos sencillos de acabamiento análogo, o se puede estucar por una o ambas caras con materiales de estuco como sulfato de bario, tiza, yeso y óxido de cinc, frecuentemente completado con supercalandradura, etc. Inclúyanse: los papeles como: papel moneda papel biblia o imitación biblia papel para libros y revistas forro de cajas interior y exterior bristol papel de calculadora papel de computadora papel para copias múltiples papel de sobre papel de escritura etiquetas papel litográfico papel para copias múltiples offset papel cebolla papel para fotografía papel para carteles papel de escritorio papel para bloques papel de tarjetas de tabulación papel para máquina de escribir
4.21	de la cual: estucado	Papeles de impresión y escritura, salvo el papel para periódicos, que hayan sido estucados por uno o ambos lados con materiales para estucar como tiza (caolín beneficiado), sulfato de bario, yeso u óxido de cinc, suplementado a veces con supercalandradura, etc. Inclúyanse: el papel estucado producido en la fábrica de papel a partir de papel soporte fabricado para uso propio o comprado y todo el papel hecho y estucado en una sola operación en la máquina de papel.
4.21.1	de la cual: con pasta mecánica	Papeles estucados de escritura e impresión que contienen un 10% o más de pasta mecánica.
4.21.2	sin pasta mecánica	Papeles estucados de escritura e impresión que contienen menos de un 10% de pasta mecánica.

Código de la encuesta	Tipo	Definición
4.22	sin estucar	Papeles de impresión y escritura, salvo el papel para periódicos, que han sido sometidos a encolado, calandradura, supercalandradura, satinado, afiligranado u otros procesos sencillos de acabado, pero no al estucado. Exclúyase: el papel soporte para estucar para uso propio o para la venta a otras papeleras.
4.22.1	de la cual: con pasta mecánica	Papeles sin estucar de escritura e impresión que contienen un 10% o más de pasta mecánica.
4.22.2	sin pasta mecánica	Papeles sin estucar de escritura e impresión que contienen menos de un 10% de pasta mecánica.
4.31	Papel de uso doméstico y sanitario	Papel absorbente, crepé o no, a veces gofrado, hecho de pasta, blanqueada o no, papel viejo o una mezcla de estos. Este tipo de papel se presenta suficientemente robusto para evitar disgregación o laceración en el uso. Otras características importantes son alta capacidad absorbente, retención de los líquidos absorbidos, morbidez, ausencia de pelillos y olores desagradables. Se hace blanco o en diversos colores y en una, dos or más capas. Inclúyanse: toallas papel facial servilletas guata sanitaria papel higiénico papeles sanitarios material limpiador
4.32	Papel y cartón de envolver y empaquetar	Papel y cartón para envolver y empaquetar, hecho de pastas, recortes y cualquier combinación de ambos.
4.32.1	Cartón de capa	Cartón hecho de pasta al sulfato, blanqueado o no, o principalmente de recortes utilizados como material facial sobre cartón acanalado o sólido o sobre cajas y recipientes de cartón.
4.32.11	Papel kraft para forros	Cartón de capa o cara hecho en todo o principalmente de pasta al sulfato blanqueado o no.
4.32.11.1	sin blanquear	Papel kraft para forros hecho total o principalmente de pasta al sulfato sin blanquear. Inclúyase: el papel kraft veteado para forros.
4.32.11.2	blanqueado	Papel kraft para forros hecho total o principalmente de pasta al sulfato blanqueada. Inclúyase: el papel kraft de superficie blanca.
4.32.12	Otros cartones de capa	Cartones de capa que no sean kraft para forros.
4.32.2	Medio para acanalar	Papel o cartón empleado como medio para ondular en la producción de cartón acanalado. Se puede fabricar en todo o principalmente de pasta de madera semiquímica o de otros materiales.
4.32.21	Semiquímico	Medio para acanalar hecho total o principalmente de pasta semiquímica para madera.
4.32.22	Otros medios para acanalar	Medios para acanalar que no sean semiquímicos.
4.32.3	Papel kraft de envolver y empaquetar	Todos los demás tipos de papel hechos totalmente o principalmente de pasta al sulfato blanqueada y sin blanquear que se utilizan en la fabricación de sacos simples o de varias capas o para otras clases de envolturas y empaquetados.

Código de la encuesta	Tipo	Definición
4.32.31	Papel kraft para sacos	Papel kraft de envolver y empaquetar, blanqueado o no, que se emplea en la fabricación de sacos, simples o de varias capas.
4.32.32	Otros tipos de papel kraft de envolver y empaquetar	Papeles kraft de envolver y empaquetar, blanqueado o no, que no sean el papel kraft para sacos.
4.32.4	Cartones sólidos para cajas plegables	Cartón con buenas características de consistencia, marcadura y plegadura. Estos cartones se hacen de pasta de madera, papel viejo o mezclas de los dos. Se presentan naturales o coloreados, sólidos, con forro simple o múltiple, con o sin estuco. Comprenden cajas de cartón plegables, para leche y para el servicio de alimentos. Inclúyanse: cartones sólidos para cajas plegables como: duplex y triplex con forro blanco o de color cartón sólido blanqueado cartón de astillas (natural o coloreado) cartón kraft plegable no blanqueado Exclúyase: el cartón no plegable para caja de embarque, comprendido en el código 4.32.52
4.32.41	Cartones a base de pasta	Estos cartones para cajas plegables se hacen completamente de pasta química o de una mezcla de pastas químicas y mecánicas y/o termomecánicas.
4.32.41.1	Cartones a base de pasta química blanqueada	Estos cartones para cajas plegables pueden ser cartones con forro simple de pasta química blanqueada o cartones con forro múltiple y pasta química blanqueada en ambos lados.
4.32.41.2	Otros cartones a base de pasta	Estos cartones para cajas plegables son de forro simple, hecho de pasta no blanqueada, o múltiple, hecho con una mezcla de pasta química y mecánica y/o termomecánica. Exclúyanse: los cartones con forros múltiples y pasta química blanqueada en ambos lados comprendidos en el código 4.32.41.1
4.32.42	Cartones a base de papel viejo	Cartones para cajas plegables manufacturados a base de papel viejo o de una mezcla de papel viejo y pasta.
4.32.5	Otros papeles y cartones de envolver y empaquetar	Papeles y cartones de envolver y empaquetar no incluídos en otros párrafos.
4.32.51	Otros papeles de envolver	Papeles como los siguientes: i) pergamino vegetal, papel impermeable a las grasas y papel glaseado (papel cristal). Papeles hechos de pasta de madera química pura o de mezclas de pasta de madera química, de pasta de fibras de algodón tratadas (o sea, altamente hidratadas o bateneadas enérgicamente) para que el papel obtenido resista al aceite la grasa y el agua. Se emplean principalmente para envasar productos congelados, húmedos o grasosos, como la mantequilla, la margarina, la carne y el pescado, como forros para cazuelas, papel antiadhesivo, sacos esterilizadores, pergamino o imitaciones de pergamino.

Código de la encuesta	Tipo	Definición
4.32.51		Exclúyanse: los papeles impermeabilizados a las grasas o el agua con procesos de estuco, impregnación o similares después de su fabricación. ii) Papel de envolver y empaquetar no especificado en el anterior párrafo i) o en el 4.32.32
4.32.52	Otros cartones de empaquetar	Carton de envolver y empaquetar no incluido en los párrafos 4.32.11, 4.32.12, 4.32.41 y 4.32.42. Inclúyanse: cartón de paja cartón no plegable para cajas de embarque cajas de cartón no desmontable cartón utilizado en la manifactura de soportes, tubos, bolsas y contenedores. Exclúyanse: el carton acanalado que se considera cartón de conversión el papel y cartón de paja utilizado para cajas acanaladas (que se incluyen en los párrafos 4.32.12 y 4.32.22)
4.33	Otros papeles y cartones no incluídos en otro lugar	Papel y cartón que no se utiliza para empaquetar, fabricado principalmente de materiales que no sean pasta de sulfato y no incluidos en otro lugar.
4.33.1	Papel	Papeles como los siguientes: i) papel especial fino Aquellos papeles hechos para fines especiales cuyas características comunes estan en relación con su delgadez. Pueden ser de pastas mecánicas o químicas, blanqueadas o no. Las principales características de algunos de estos papeles son la uniformidad de su superficie y espesor, la ausencia de poro, su resistencia, su densidad, opacidad, escasa permeabilidad y pureza química, todas relacionadas con aplicaciones especiales. Inclúyanse: papeles especiales finos como: papel carbón papel de condensador y capacitor papel eléctrico papel de cigarrillos papel para limpiar lentes papel para estarcidos papel para patrones papel para bolsitas de té Exclúyanse papeles de escritura e impresión finos como: papel biblia o imitación biblia papel de copia para máquina de reproducir papel cebolla papel de carta para correo aéreo ii) papel kraft empleado para encerar, asfaltar, impermeabilizar, laminar, impregnar, hilar or torcer, engomar, etc. Exclúyanse: los cartones sólidos para cajas plegables que están comprendidos en los códigos 4.32.4 y 4.32.42

Código de la encuesta	Tipo	Definición
		iii) todos los demás tipos de papel no especificados anteriormente Inclúyanse: papel aislante papel secante papel filtro papel de cordeles base de papel mural
4.33.2	Cartón	Cartones no especificados anteriormente, como: i) papeles y cartones para la construcción Papeles, filtros de papel y cartones empleados en la construcción de edificios y otras estructuras para aislar, evitar emanaciones, colonar debajo de los techos y pisos, etc. Se hacen de material totalmente refinado como, por ejemplo, pasta de madera, papel viejo, pasta de otros vegetales y fibra mineral. Las características convenientes en estos materiales son su poca conductividad térmica, su resistencia a la humedad, su resistencia al fuego, su permanencia y su resistencia a los insectos y alimañas. Exclúyanse: a) Los papeles, filtros y cartones empregnados, saturados, laminados o elaborados ulteriormente de cualquier manera. b) Los tableros de fibra (tableros para construcción) o sea, tableros aislantes, tableros semiduros y tableros duros. ii) Todos los demás tipos de cartón no especificados anteriormente. Inclúyanse: cartón de zapato cartón de guarniciones cartón de transformador cartón prensado textil cartón prensado para índices cartón panel (automóviles) cartón para posavasos de cerveza cartón de baúles y maletas cartón de matrices, etc.

M-38/T0145TRI/1/4.89/2500
ISBN 92-5-002826-1