

ENDOSULFAN (032)

First draft prepared by Mr Bernard Declerq, Epinay sur Orge, France

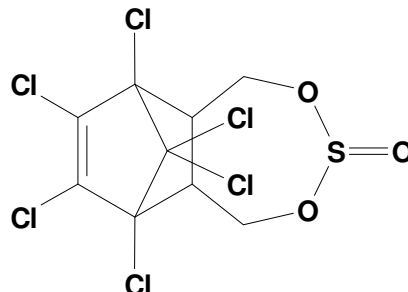
EXPLANATION

Endosulfan is a synthetic cyclodiene non-systemic insecticide and acaricide with both contact and stomach activity. It is widely used in agriculture to control a range of insects and mites on a broad spectrum of crops. It has been evaluated several times by the JMPR, the initial evaluation for residues being in 1967 and the latest in 1993. The 1998 JMPR established an ADI and an acute reference dose for endosulfan of 0-0.006 mg/kg bw and 0.02 mg/kg bw respectively. It was listed under the periodic re-evaluation programme in the 36th session of the CCPR for residue review by the 2006 JMPR.

The current Meeting received information from the manufacturer on physical and chemical properties, metabolism studies on plants and animals, environmental fate in soil, crop rotation, analytical methods, supervised trial data, processing studies, feeding studies, residues in food in commerce or at consumption and national maximum residues limits, residues in animal commodities as well as use patterns for Australia and The Netherlands.

IDENTITY

Common Name:	Endosulfan (BSI, ANSI and ISO approved)
Chemical Name:	
IUPAC:	6,7,8,9,10,10-hexachloro-1,5,5 ^a ,6,9,9 ^a -hexahydro-6,9-methano-2,4,3-benzo-dioxathiepin-3-oxide
CAS:	6,9-methano-2,4,3-benzodioxathiepin,6,7,8,9,10,10-hexachloro-1,5,5 ^a ,6,9,9 ^a -hexahydro-3-oxide
FAO Specification (including year of publication):	CP/228
CAS registry number:	115-29-7
CIPAC number:	89
Synonyms and trade names:	See Names and other metabolites
Molecular formula:	C ₉ H ₆ Cl ₆ O ₃ S
Molecular mass:	406.96 g/mol
Structural Formula:	



Endosulfan consists of 2 isomers that differ in the configuration of the 7-membered dioxothiepin-oxide ring. These isomers are known as alpha endosulfan and beta endosulfan. The ratio of alpha endosulfan and beta endosulfan is approximately 2:1.

PHYSICAL AND CHEMICAL PROPERTIES

Pure active ingredient:

Property	Result	Reference
Purity	> 99% endosulfan ratio 2.1 α endosulfan/ β endosulfan	
Melting point	α endosulfan: 109.2°C, β endosulfan: 213.3 °C Mean 83.3 °C	Albrecht & Kappes 1974b, Smeykal H 2001a
Boiling point	290 to 350°C.	Smeykal H 2001b, Röchling, Rexer, K and Maier 1990
Relative density	1.745 g / cm ³ at 20 °C	Albrecht, Kappes and Maier 1974
Vapour pressure	Mixture alpha, beta - endosulfan: 1.7 x 10 ⁻³ Pa at 25 °C	OECD 104
	α - endosulfan: 1.9 x 10 ⁻³ Pa, β - endosulfan: 9.2 x 10 ⁻⁵ Pa at 25 °C	Sarafin, R 1987
Henry's law constant	α - endosulfan: 1.48 Pa x m ³ x mol ⁻¹ , β endosulfan: 0.07 Pa x m ³ x mol ⁻¹ at 24 °C	Weller O, 1990b
Colour	Colourless.	Kappes A, 1974a
Physical state	Solid.	
Odour	Odourless	Kappes A, 1974b
UV/VIS IR, NMR, MS spectra	<u>α - endosulfan</u>	
	UV molecular extinction ϵ =7.00 x 10 ³ (mol ⁻¹ x cm ⁻¹) at 212 nm	Wink O, 1985a
	IR wave number cm ⁻¹ : 3440 (OH, water), 2936 (C-H), 1605 (C=C), 1192 (S=O), 793 (C-Cl), 754 (C-C), 702 (S-O)	Sarafin R 1985b
	NMR : Multiplet 3.44 ppm, doublet-doublet 3.94 ppm and 4.77 ppm	Sarafin R 1985a
	<u>β - endosulfan</u>	
	UV molecular extinction ϵ =7.06 x 10 ³ (mol ⁻¹ x cm ⁻¹) at 212 nm	Wink O, 1985b
	IR wave number cm-1: 3440 (OH, water), 2953 (C-H), 1607 C=C), 1194 (S=O),779(C-Cl), 745 (C-C), 691 (S-O)	Sarafin R 1985c
	NMR : Multiplet 3.15 ppm, doublet-multiplet 4.12 ppm, doublet 5.08 ppm	Sarafin 1985d
	<u>endosulfan</u>	
	MS: m/z 407, 339, 323, 307, 295, 277, 207, 195,159	Sarafin R, & Winterscheidt, G 1985a, b
Solubility in water	α - endosulfan: 0.33 mg/L, β - endosulfan: 0.32 mg/L (pH 5, 22°C)	Sarafin, R. and Aßhauer, J.1987b, Görlitz, G.1990
Solubility in organic solvents	n-hexane 2.40 g/100 mL	OECD 116, Rexer K,1981, Huth G, 1996, Görlitz G, and Eyrich U.1986
	ethanol 6.50 g/100 mL	
	dichloromethane > 20 g/100 mL	
	ethyl acetate, toluene > 20 g/100 mL	
n-octanol/water coefficient	α - endosulfan 55500; log Pow= 4.74,	Sarafin R, Aßhauer J. 1987a; internal method.
	β - endosulfan 61400; log Pow=4.79 (pH 5.1, 22 °C).	
Dissociation in water	No indication of dissociation of endosulfan	Weller, O.1990a
Hydrolysis stability (25°C)	pH 5 > 200 days for α - endosulfan and β - endosulfan	Görlitz,G and Rutz,U 1989
	pH 7= 19 days for α - endosulfan and = 10.7 days for β - endosulfan.	
	pH 9= 0.26 and 0.17 days for α - endosulfan and β - endosulfan respectively	
Estimated photochemical oxidative degradation	Reacts through photolysis (main product is endosulfan sulfate)	Paarlar, H. 1988

Technical material:

Property	Result	Reference
Purity	96.5%.	
Relative density	1.745 g/cm ³ CIPAC 1, 1970	Albrecht and Kappes K 1974
Colour	Cream to tan mainly beige	Rexer K and Maier 1990/43649
Physical state	Flakes with tendency to agglomerate	Albrecht and Rexer K 1982/24344
Odour	Odour like sulphur dioxide	Rexer K and Albrecht 1982/24333
Flammability		
Autoflammability	No spontaneous ignition up to 400°C. Internal method.	Rexer, K. and Albrecht 1982c; Huth G 1996
Flash point	Above 40°C	Rexer, K and Albrecht 1982b
Explosive properties	No potential for explosivity	Rexer, K and Albrecht 1982c
Oxidising properties	Not considered an oxidising agent.	Klais, O, Rexer, K, 1995

FORMULATIONS

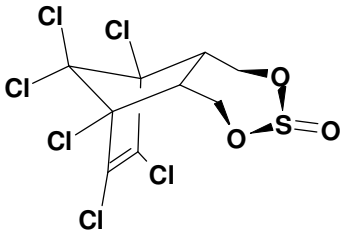
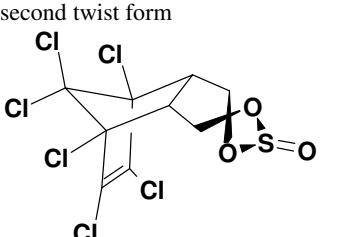
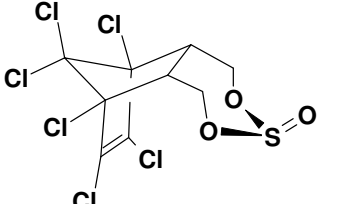
The main formulations were EC at the concentration between 30 and 50%.(w/w);

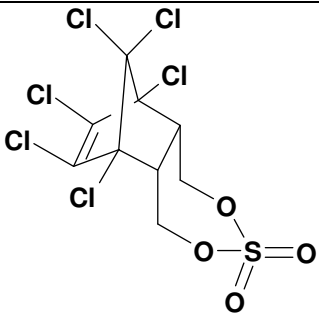
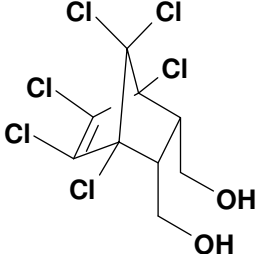
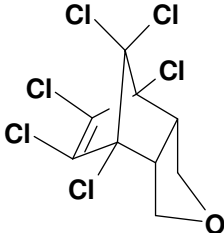
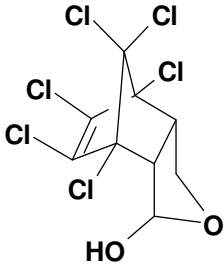
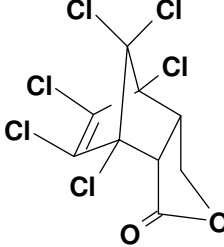
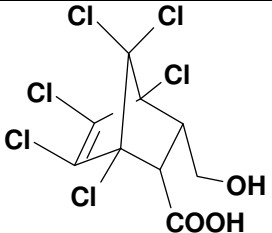
WP formulations were between 30 and 50%.(w/w);

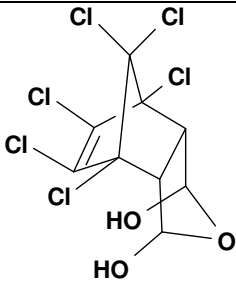
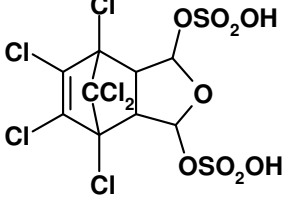
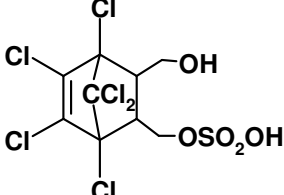
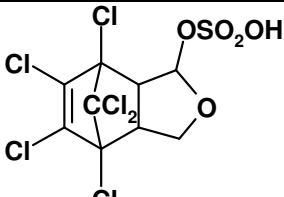
SC, CS, GR and powder formulations were also present in the market.

Endosulfan in EC and ULV formulations could be mixed with deltamethrin or dimethoate.

Names and codes of metabolites

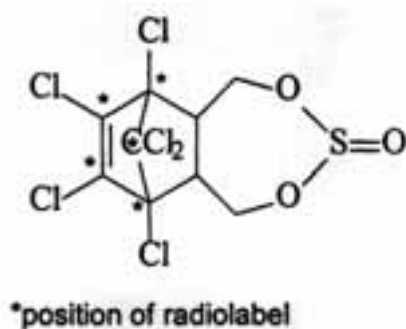
Common Name	Structural Formula	Company Code	Chemical Name
endosulfan (parent)	isomeric mixture of alpha- and beta-endosulfan in the ratio of approx. alpha 2-to beta -1	AE F002671 (former code: Hoe 002671)	6,7,8,9,10,10-hexachloro-1,5,5a,6,9,9a-hexahydro-6,9-methano-2,4,3-benzodioxathiepine-3-oxide (IUPAC)
alpha-endosulfan (asymmetric twist forms that only can be distinguished in the crystalline phase by X-ray spectrometry) (parent)	first twist form  second twist form 	AE F052618 (former code: Hoe 052618)	6,7,8,9,10,10-hexachloro-1,5,5a,6,9,9a-hexahydro-6,9-methano-2,4,3-benzodioxathiepine-3-oxide-alpha-isomer (IUPAC)
beta-endosulfan (symmetric) (parent)		AE F052619 (former code: Hoe 052619)	6,7,8,9,10,10-hexachloro-1,5,5a,6,9,9a-hexahydro-6,9-methano-2,4,3-benzodioxathiepine-3-oxide-beta-isomer (IUPAC)

Common Name	Structural Formula	Company Code	Chemical Name
endosulfan sulfate (plant, rat, cow, soil, natural water)		AE F051827 (former code: Hoe 051327)	6,7,8,9,10,10-hexachloro-1,5,5a,6,9,9a-hexahydro-6,9-methano-2,4,3-benzodioxathiepine-3,3-dioxide (IUPAC)
endosulfan diol (plant, rat, cow, surface water)		AE F051329 (former code: Hoe 051329)	1,4,5,6,7,7-hexachloro-bicyclo[2.2.1]hept-5-ene-2,3-dimethanol (IUPAC)
endosulfan ether (rat, cow)		AE F051330 (former code: Hoe 051330)	4,5,6,7,8,8-hexachloro-1,3,3a,4,7,7a-hexahydro-4,7-methano-isobenzofuran (IUPAC)
endosulfan hydroxy ether (rat, cow)		AE F051326 (former code: Hoe 051326)	4,5,6,7,8,8-hexachloro-1,3,3a,4,7,7a-hexahydro-4,7-methano-isobenzofuran-1-ol (IUPAC)
endosulfan lactone (rat, cow)		AE F051328 (former code: Hoe 051328)	4,5,6,7,8,8-hexachloro-1,3,3a,4,7,7a-hexahydro-4,7-methano-isobenzofuran-1-one (IUPAC)
endosulfan hydroxyl carboxylic acid (plant, surface water)		AE 0365278 (instable, therefore stored as Na salt, AE F114151)	1,4,5,6,7,7-hexachloro-3-hydroxymethyl-bicyclo[2.2.1]hept-5-ene-2-carboxylic acid and sodium 1,4,5,6,7,7-hexachloro-3-hydroxymethyl-bicyclo[2.2.1]hept-5-ene-2-carboxylate (IUPAC)

Common Name	Structural Formula	Company Code	Chemical Name
endosulfan dihydroxy ether (rat)		AE 0035655 (intermediate, detected by MS of polar residues in the rat)	4,5,6,7,8,8-hexachloro-1,3,3a,4,7,7a-hexahydro-4,7-methano-isobenzofuran-1,3-diol
endosulfan dihydroxy ether disulfate (rat)		-	4,5,6,7,8,8-hexachloro-1,3,3a,4,7,7a-hexahydro-4,7-methano-isobenzofuran-1,3-diyl-bis(hydrogen sulfate)
endosulfan diol monosulfate (rat)		-	[1,4,5,6,7,7-hexachloro-3-(hydroxymethyl)bicyclo[2.2.1]-hept-5-en-2-methyl]-hydrogen sulfate
endosulfan hydroxy ether sulfate (rat)		-	4,5,6,7,8,8-hexachloro-1,3,3a,4,7,7a-hexahydro-4,7-methano-isobenzofuran-1-yl-hydrogen sulfate

METABOLISM AND ENVIRONMENTAL FATE

The metabolism and distribution in livestock and plants of endosulfan was investigated using endosulfan labelled with ^{14}C as shown below or alternatively with the ^{14}C at the remaining carbon atoms of the 6-membered ring only.



Animal metabolism

The Meeting received animal metabolism studies for endosulfan on rats, lactating cows, lactating sheep, and laying hens.

Rats

Studies on laboratory animal metabolism (rats) were evaluated by the WHO panel of the 1998 JMPR. Some studies not previously submitted are summarised below

Needham and Gutierrez-Giulianotti (1997) studied the metabolism of endosulfan by administration of a single oral dose of nominally either 1 or 6 mg ¹⁴C endosulfan/kg body weight (bw). The majority of the oral dose was excreted in the faeces (70–90%) and urine (9–20%) as polar metabolites. The highest tissue residues were found in the kidneys (1.3 and 1.4 mg/kg equivalent) and liver (0.2 and 0.3 mg/kg-equivalent) for male and female rats. The residues in fat were generally lower (0.02 and 0.1–0.2 mg/kg equivalent in males and females).

Later Needman (2001) investigated the nature of metabolites in faeces and urine. The sulfate conjugate of endosulfan dihydroxyether, endosulfan diol sulfate conjugate, endosulfan dihydroxyether, two isomers of endosulfan dihydroxyether sulfate conjugates and endosulfan dihydroxyether disulfate conjugate were identified in urine. Faeces contained endosulfan diol sulfate conjugate, hydroxyl endosulfan ether sulfate conjugate, two isomers of endosulfan dihydroxyether sulfate conjugates, and endosulfan dihydroxyether disulfate conjugate. These metabolites accounted for approximately 2.1–8.6% of the dose in the urine and a further 5.5–8.6% of the dose in the acetonitrile extract of the 0-24 hour faeces sample.

In a toxicokinetics study (Needham *et al.*, 1998) in the rat following repeated daily oral administration of 1 mg/kg/bw for 28 days, endosulfan sulfate was the major component in the fat. Metabolism of endosulfan involved either sulfoxidation to endosulfan-sulfate, a fat-soluble metabolite, followed by desulfatation to the diol, or direct hydrolysis to the diol followed by oxidation to the ether, the hydroxy-ether, the dihydroxy ether, and to the main metabolite in urine and faeces, the lactone.

The metabolites identified in this study were: alpha and beta endosulfan, endosulfan sulfate, endosulfan diol, endosulfan ether, endosulfan diol sulfate, endosulfan dihydroxy ether sulfate, endosulfan hydroxy ether, endosulfan lactone, endosulfan dihydroxy ether disulfate and endosulfan dihydroxy ether.

Lactating cows

The metabolism and distribution of ¹⁴C endosulfan (98% purity; ratio alpha:beta = 2) was investigated by Leah and Reynolds (1996) in a lactating cow (450 kg) following repeated oral administration of ¹⁴C-endosulfan at a mean daily dose of 288 mg/kg, equivalent to 0.64 mg/kg/bw/day for five consecutive days.

The dose was equivalent to 22 ppm in the diet. Urine and faeces were collected daily; milk was collected twice daily. At slaughter, liver, kidney, renal fat, subcutaneous fat and muscle (psoas and hindquarter) were sampled and the residues identified and quantified.

In milk, the TRR was detectable after 6 hours, reaching a maximum of 0.17 mg/kg eq 102 hours after the first dose.

TRR at 120 hours after initial dose and approximately 22 hours after final dose were generally low with the exception of the liver where the TRR were found to be 3.57 mg/kg eq tissue. TRR in fat were as follows: omental fat (1.28 mg/kg eq), renal fat (0.84 mg/kg eq) and subcutaneous fat (0.305 mg/kg eq). Residue levels in kidney (0.785 mg/kg eq) were comparable with levels in fat; residue levels in muscle (0.052 mg/kg eq) were lower.

For kidney 3.5% of TRR was extracted. A further 52% of the total ¹⁴C residue (unextracted) was released by successive enzymatic incubations and mild acid/ base hydrolysis. Analysis was by TLC and HPLC. The final unextracted radioactivity accounted for 1.3%.

A similar fractionation for liver indicated that only 30% of TRR was associated with lipids and that the majority of the residue was associated with more polar fractions such as proteins (24%) and the perchloric acid fraction (32%). This suggests that a large proportion of the residue is hydrophilic in nature.

Overall 38% of TRR in liver was extractable. A further 60% of the total ¹⁴C residue (unextracted) was released by successive enzymatic incubations and mild acid/base hydrolysis. The final unextracted radioactivity was approximately 2.3%.

For fat (omental, renal and subcutaneous) and milk TRR was extracted by hexane. No further extraction was performed.

For muscle 69% of TRR was extracted with hexane. The unextracted radioactivity was released by enzymatic incubation and showed very low level of radioactivity which was not identified.

Table 1. Distribution and characterisation of ¹⁴C in tissues and milk of cow.

	Tissue						
	Liver	Kidney	Muscle (psoas)	Omental fat	Renal fat	Subcut. fat	Milk (54 hrs)
TRR (mg/kg eq)	3.572	0.785	0.052	1.278	0.840	0.305	0.147
% Extracted	37.98	43.49	69.24	95.70	96.46	81.34	95.32
% Released ¹	53.87	52.24	13.86	-	-	-	-
% Identified	87.80	86.03	65.87	83.64	83.83	67.79	88.57
% α-Endosulfan	2.72	-	15.14	-	-	-	-
% β-Endosulfan	-	3.08	-	-	-	-	-
% Endosulfan sulfate (mg/kg)	27.16 (0.97)	12.58 (0.10)	50.73 (0.026)	82.08 (1.05)	83.83 (0.70)	67.79 (0.21)	88.57 (0.13)
% Endosulfan lactone	9.16	6.86	-	-	-	-	-
% Endosulfan diol	6.48	4.96	-	-	-	-	-
% Hydroxy Endosulfan ether	-	4.77	-	-	-	-	-
% Endosulfan ether	6.76	2.13	-	-	-	-	-
% Polar	35.49	51.65	-	1.56	-	-	-
% BLA	0	0	15.65	0.32	1.86	0	3.22
unextracted (final)	2.23	1.27	15.8	4.30	3.50	19.75	4.68
loss	9.97	10.49	2.68	7.5	10.77	3.75	3.50

1) = By enzyme catalysed or enzyme catalysed + acid/base hydrolysis

Following administration of [¹⁴C]-endosulfan at a dose rate equivalent to 22 ppm in the diet for five consecutive days, equivalent to 0.64 mg/kg body weight/day, radioactivity was detected in all edible tissues at between 0.052 and 3.57 mg/kg eq. The major metabolite identified in all tissues was endosulfan sulfate at levels ranging from 68 to 84% in fat and up to 88% in milk. Endosulfan lactone was found in kidney and liver tissue, indicating that the endosulfan is readily cleaved following administration to a dairy cow.

Lactating sheep

The metabolism and distribution of endosulfan was investigated in studies by Gorbach, *et al.* in 1968 using ¹⁴C endosulfan (98% purity alpha/ beta=2 labelled in methylene group) and by Gorbach in 1965 in sheep following repeated oral administration of cold-endosulfan.

In the first study, a single dose of 0.3 mg/kg of ¹⁴C endosulfan was administered to two East-Friesian milk sheep each weighing approximately 50 kg. Milk samples were drawn twice daily every morning and afternoon (for up to 22 days); urine and faeces samples were collected once daily.

Approximately 90% of the administered ¹⁴C material was excreted in the urine and faeces. Endosulfan-diol and endosulfan-hydroxy-ether, but not parent, were found in urine while endosulfan was the majority of the residue in faeces.

In milk 1% of the TRR was found, with the entire radioactivity appearing to be endosulfan sulfate. The highest concentration of radioactivity found in the milk was 0.15 mg/kg eq at 24 hours after administration. Radioanalysis showed that 88% of the ^{14}C in milk was present in cream.

In the second study (cold study) three Merino sheep, each weighing approximately 50 kg, were given a gelatine capsule containing 15 mg cold endosulfan daily for 26 days (0.3 mg/bw/day). Endosulfan sulfate was the primary residue found in milk (0.02–0.1 mg/kg).

Laying hens

Reynolds (1996) investigated the metabolism and distribution of ^{14}C -endosulfan in laying hens. Six laying hens were orally dosed with [^{14}C]-endosulfan (98% purity; ratio alpha/beta=2) at 1.36 mg/animal/day (11 ppm in diet) for twelve consecutive days. At slaughter, liver, abdominal and subcutaneous fat, skin, skeletal muscle and undeveloped eggs were removed for determination of the distribution and magnitude of [^{14}C]-endosulfan related residues.

In egg yolks and whites TRR was detectable within 48 hours of the administration of the initial dose, with radioactivity in egg yolks continuing to rise until plateau at day 10 (0.85 mg/kg eq). The residues in egg whites were an order of magnitude lower with a maximum concentration of 0.013 mg/kg eq seen on day 6 of dosing. In undeveloped eggs the mean concentration of endosulfan-derived residues was 0.77 mg/kg eq.

TRR in tissues were generally low with the highest residues seen in the subcutaneous and abdominal fat at 0.88 and 0.97 mg/kg eq, respectively. The residues in skin and liver were slightly lower at 0.69 and 0.47 mg/kg eq, respectively. The value for muscle was much lower at 0.028 mg/kg eq.

Following the first dose of [^{14}C]-endosulfan, elimination was fairly rapid with 51% of the administered dose recovered within the first twenty-four hours of dosing. The overall mean daily recovery was 87% over the twelve-day study period indicating that the majority of the dose was excreted.

In muscle 64% of the TRR was extractable by hexane following partition with acetonitrile and was identified and quantified. Some 36% of the total [^{14}C] residue in muscle was unextractable and no further investigation was conducted.

The level of endosulfan and its metabolites in egg whites was low reaching a plateau of 0.013 mg/kg eq by day 6 of dosing. About 65% of the TRR (0.008 mg/kg eq) was organoextracted (acetonitrile). No further analysis was performed.

In abdominal and subcutaneous fat the TRR after extraction was quantified (97% and 98%, respectively) and identified. The loss and unextracted radioactivity were low (approximately 1–2%).

In the case of skin, the TRR after extraction was 94%, of which 90% was identified. The loss and unextracted radioactivity were approximately 4–6%.

Over 90% of the total [^{14}C] residue in liver was extractable. Subsequent enzymatic digestion permitted further quantitation of the nature of the residues.

Almost 60% of the radioactivity in liver was identified as endosulfan and its metabolites, of which the major metabolite was identified as endosulfan sulfate (46%). Approximately 23% of the total ^{14}C residue was polar in nature. Approximately 9% was accounted for in procedural losses due partly to the particulate nature of some of the samples and another 9% of the radioactivity remained unextractable. For egg yolks 92% of TRR was extractable. Procedural losses and unextractable radioactivity was approximately 8% for each.

Isolation and identification of the residues in the tissues and excreta is summarised below. The results were the mean value of six birds.

Table 2. Distribution of ^{14}C endosulfan in tissues; eggs and excreta of hens.

% Identified / characterised									
Tissue	TRR (mg/kg eq)	% Extracted	% α endosulfan	% β endosulfan	% endosulfan sulfate	% endo- sulfan lactone	% endo- sulfan diol	% polar	% BLA*
Egg yolks	0.853	92.17 ^a	4.74	1.32	46.38	1.82	-	20.18 ^b	0.89
Egg whites	0.013	64.91	-	-	-	-	-	-	64.91
Skin	0.651	94.43	11.66	4.79	51.32	4.50	-	17.55	0.52
Subcut. fat	0.875	98.21	16.15	8.90	61.10	5.03	-	4.71	0.51
Abdom. fat	0.974	97.04	16.77	7.80	65.45	4.99	-	-	0.56
Liver	0.466	91.41	0.99	1.60	45.62	6.27	4.25	23.27 ^c	-
Muscle	0.028	64.40	6.52	4.40	35.83	3.51	-	4.71	8-15
Excreta	NA	60.62	4.90	6.25	0.79	-	1.43	46.61	-

a = Each polar component was > 0.03 ppm

b = Hydrolysed to identified metabolites

c = Unknown metabolite less polar than parent compound 6.03% total

NA = Not applicable

*BLA = Below level of analysis

Following dosing of [^{14}C]-endosulfan at a dose rate equivalent to 11 ppm in the diet for 12 consecutive days, endosulfan-derived radioactivity was detectable in all edible tissues at between 0.013 and 0.97 mg/kg eq. The major metabolite identified in tissues (excluding egg white) was endosulfan sulfate, along with a small percentage of unchanged α - and β -endosulfan as well as some products of hydrolysis and oxidation of endosulfan, namely endosulfan diol (in liver) and endosulfan lactone.

The primary residues found in animal tissues were the parent, endosulfan, both alpha and beta isomers, and to a larger extent, endosulfan sulfate. The metabolism studies are consistent with the view that the parent is converted to the sulfate *in situ*, the latter of which is more likely to accumulate in tissues than the parent molecule. While liver seems to be the primary target organ for metabolism, the above residue components are clearly present in significant amounts in fat. It is likely that the high presence of these metabolites in fat is consistent with endosulfan being a fat-soluble pesticide.

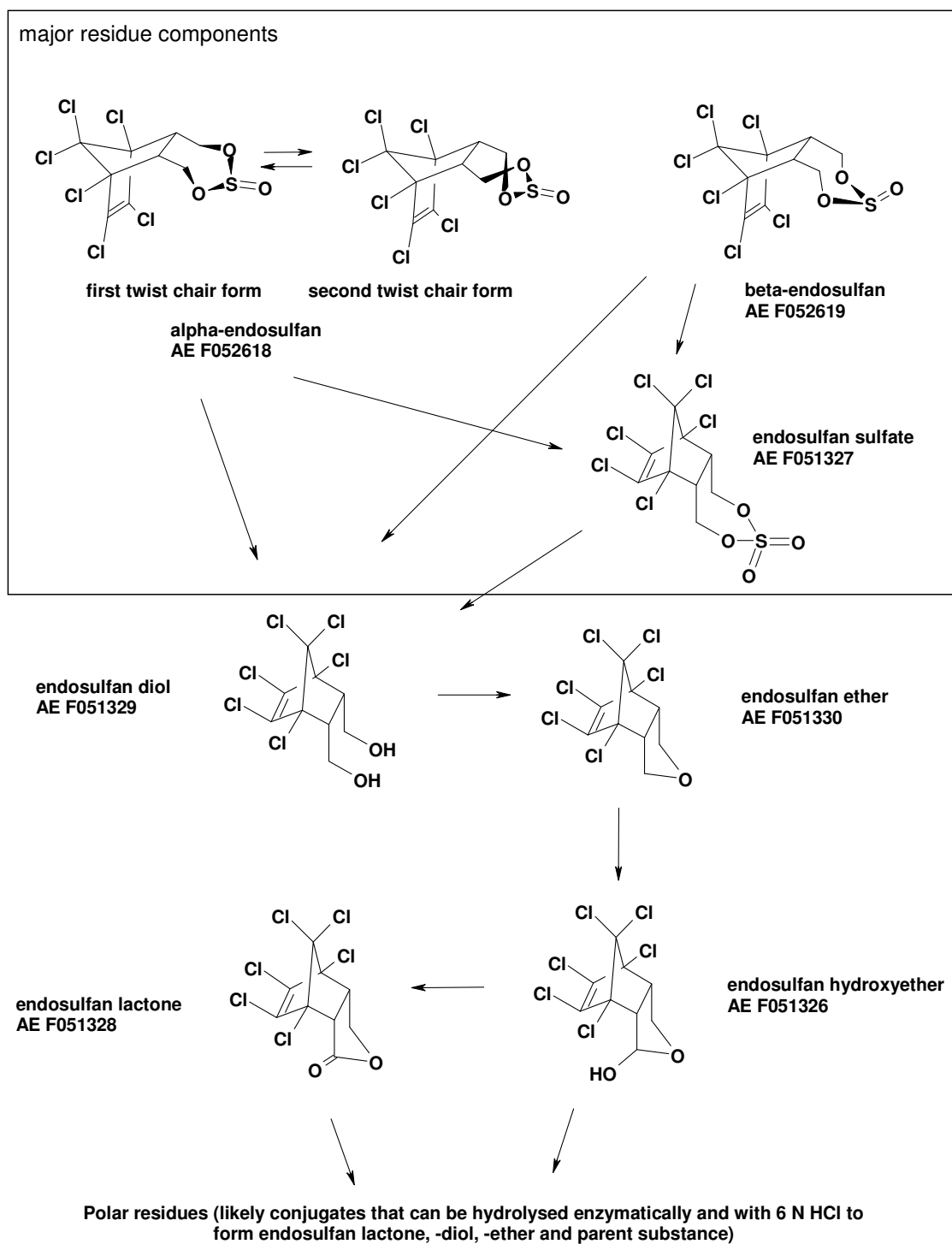


Figure 1. Metabolic pathway of endosulfan in the lactating cow.

Plant metabolism

The Meeting received information on the fate of endosulfan after application to tomato, cucumber, apple, sugar beet and soybean.

Tomato

The study was performed by Buerkle *et al.* (1990). Young tomato plants (*Lycopersicon lycopersicum*, variety: *Fruchta*) with green fruit were treated three times with 6,7,8,9,10-¹⁴C-labelled endosulfan (98% purity; alpha:beta = 2) at intervals of 7 days, each time at an application rate equivalent to 635 g ai/ha. The active substance was formulated as an emulsifiable concentrate (35EC) with an actual concentration of 32.9% (w/v).

After treatment, the plants were grown outdoors, but protected from rain by a glass roof. Leaf and fruit were sampled 8, 13, 21, 27, 42, and 48 days after the last treatment. In addition, leaf samples were taken one or two days after each treatment. Samples were extracted and quantified by liquid scintillation counting (LSC). Identification was achieved through the use of high performance liquid chromatography (HPLC) using co-eluted reference standards and HPLC with mass spectrometric detection (HPLC/MS).

The total radioactive residues decreased from 0.35 to 0.03 mg/kg eq in the fruit (day 8 to 48 after the last treatment) and 27 to 13 mg/kg eq in the leaf (day 2 to 48). The isomeric ratio (α/β -endosulfan) in the leaf rinsate decreased from the original alpha 2/ beta 1 to alpha 0.54/ beta 1, two days after the third application.

Table 3. Characterisation of 6, 7, 8, 9, 10-u-¹⁴C-endosulfan in% of TRR after treatment at 0.635 kg ai/ha on tomato and identification of metabolites.

Plant part	Days after the 3rd treatment	Alpha-endosulfan	Beta-endosulfan	endosulfan sulfate	endosulfan diol	Polar metabolite fraction	Non-extracted
Leaves	2	14.4	26.6	15.05	0.3	23.5	8.8
	8	12.2	18.2	21.7	-	26.8	8.5
	13	0.9	1.8	10.8	-	46.4	7.2
	21	2.3	6.3	16.7	0.6	46.1	15.0
	42	1.0	4.3	12.8	0.3	46.0	16.3
	48	1.5	5.2	11.2	-	46.5	26.4
Fruit	27*	75 (a + b) isomer		15			6.8

* Fruit analysis could not be conducted with samples at later dates due to a significant decrease of the total residues at later sampling intervals.

The polar metabolite fraction extracted from leaves contained predominantly endosulfan diol as the aglycone, which was conjugated as the sulfate (releasable with arylsulfatase).

Following repeated application of endosulfan, approximately 90% of the total radioactive residues could be extracted from tomato fruit and consisted of the parent isomers, α - and β -endosulfan and the metabolite endosulfan sulfate. These components therefore have to be considered as the relevant endosulfan residues in tomatoes. The leaf material contained trace amounts of free and considerable amounts of conjugated endosulfan diol.

Apple

A study on apple trees (*Malus sylvestris* var. *domestica*, variety: *Elstar*) was performed by Schwab (1995). A young apple tree was treated with 5a, 9a - ¹⁴C-labelled formulated endosulfan (98% purity; alpha:beta = 2) at a rate which corresponded to 1.5 kg ai/ha. The active substance was formulated as a 35EC. Thirteen (13) near-mature apples were present on the tree. The tree was protected from rain by a glass roof. Two to five apples and several leaves were sampled at 0, 7, 14, and 21 days after treatment. The apples were first rinsed with acetone and then extracted. Leaves of the last sampling date were extracted as for the apples, but without prior rinsing. Quantitation of radioactivity was achieved by LSC and identification conducted by HPLC and TLC using co-chromatographed reference standards and gas chromatography with mass spectrometric detection (GC/MS).

The total radioactive residues decreased from 81 to 25 mg/kg eq in the leaves from day 0 to day 21 and varied in the range 0.44–1.37 mg/kg eq in the apples but remained stable. The ratio of

apple extract/rinse increased from about 1:1 (day 0) to 3:1 (day 27). The composition of residues in leaves and fruits are shown in Table 4.

Table 4. Fate of characterisation of 5a, 9a, ¹⁴C-endosulfan in% of TRR after treatment at 1.5 kg ai/ha on apple and identification of metabolites.

Plant part	Days after treatment	Alpha-endosulfan	Beta-endosulfan	endosulfan sulfate	endosulfan diol	Non extracted
Leaves	21	7.6	28.3	49.6	0.9	9.9
Apples*	0	54.3	43.1	-	-	3.8
	7	49.7	44.0	0.9	-	4.3
	14	47.9	43.4	1.5	-	2.9
	21	50.7	43.1	1.5	-	2.0

* The corresponding components in rinse and extract are given after summation.

Following application of endosulfan approximately 90% of the TRR could be extracted from the apples. These residues consisted almost exclusively of the parent isomers, α and β -endosulfan and to a very low extent the metabolite endosulfan sulfate. These findings suggest only the parent endosulfan being the relevant residue in the edible portion. In the leaves, endosulfan sulfate occurred as the major metabolite accounting for about 50% of the TRR. Only a trace of endosulfan diol was detected.

Cucumber

A study on cucumbers (*Cucumis sativus*, variety: *Melani F.*) was performed by Buerkle in 1995. Small fruits were treated three times with 5a,9a-¹⁴C-labelled endosulfan (98% purity; alpha:beta = 2) at intervals of 7 days, each time at an application rate equivalent to 530 g ai/ha (470–537 g ai/ha; of a 350EC). After treatment, the plants were grown outdoors and protected from rain by a glass roof. Leaves and fruit were sampled 0, 3, 7, and 14 days after the last treatment. The sample analysis began no later than 3 weeks after sampling. Both the leaf and fruit samples were macerated and extracted without prior rinsing. The resulting organic extract was analysed for non-polar residue components. The aqueous phase was analysed for conjugated metabolites. Quantitation of radioactivity was achieved by LSC and identification conducted by HPLC and TLC using co-chromatographed reference standards and gas chromatography with mass spectrometric detection (GC/MS).

The total radioactive residues in the leaves decreased from 185 mg/kg eq to 52 mg/kg from 0 to 14 days after the last treatment. The corresponding levels in the fruit decreased from 0.23 to 0.18 mg/kg eq. The composition of residues was determined at the last sampling time, since the metabolism was extensive at this date. The residues in cucumbers following 14 days after the third treatment with endosulfan are presented in Table 5.

Table 5. Identification of metabolites resulting from 5a, 9a-¹⁴C-endosulfan in% of TRR and mg/kg after treatment at 530g ai/ha on cucumber and a PHI of 14 days.

Components	mg/kg	% of TRR
α -endosulfan	0.026	14.5
β -endosulfan	0.026	14.6
endosulfan sulfate	0.038	21.4
Sum of 3 non-polar fractions	0.017	9.5
Non-polar fraction after hydrolysis*	0.005	2.7
Sum of 2 polar fractions after hydrolysis	0.029	15.9
Non-extracted	0.020	11.4
Loss during work-up	0.018	10.2
Sum	0.180	100

* This fraction is assumed to contain the aglycones after cleavage of the conjugates

Following three treatments with endosulfan about 75% of the total radioactive residues could be extracted from the cucumbers. The major components α - and β endosulfan and endosulfan sulfate contributed approximately 50% of the total radioactive residues. The portion of conjugated

metabolites was negligible, since hydrolysis of the polar fraction did not release a significant portion of apolar compounds. Several small fractions with different polarity were detected, each of them amounting to < 0.05 mg /kg eq. In contrast, the leaves contained 9.5% endosulfan diol and 24% hydroxy endosulfan carboxylic acid, mostly conjugated as glycosides, besides the previously mentioned components in cucumbers. The proportion of non-extracted TRR was low (about 10% in cucumber and 17% in the leaves).

Sugar beet

A study in sugar beet was performed by Selzer in 2001. The nature of residues, following treatment with (6,7,8,9,10 ¹⁴C)endosulfan (98% purity; alpha:beta =2), was investigated.

The test item was applied as an emulsifiable concentrate, containing 33% ai (w/w). Plants were treated twice at a 21 day interval by spraying at a rate of 630 g ai/ha at each application. At both applications the plants were in the growth stage 39 (BBCH code). Plant samples were taken shortly after the 1st and 2nd applications (14/21 days after 1st application) and at maturity (4 weeks after the 2nd application).

Plant material at maturity was divided into leaves without leaf base ("leaves"), leaf base, and tap root with swollen stem base without leaf base ("roots") prior to analysis. The residues in leaves and roots were investigated separately. Leaves were rinsed with acetonitrile/water. Aliquots of the rinsed leaves and root samples were immediately analysed for TRR and for the composition of the residues by extraction followed by radio-HPLC. Representative samples were investigated with TLC as a second independent method.

Analysis of mature plants revealed that the concentration of radioactivity was highest in leaves (5.7 mg/kg eq), whereas in roots only very low residues were found (0.09 mg/kg eq), indicating only slight translocation from leaves to roots.

In leaves, more than 93% of TRR were extractable. In total, 52% of the TRR was identified in the leaves. A further 33% of the TRR was characterised as polar radioactivity, of which approximately 8% of TRR proved to be conjugates of endosulfan diol. By a stepwise treatment of the non-extractable residues (6.7% of TRR) with enzymes and acid/alkali, most of this residue (4% of TRR) could be released.

In roots, 93% of TRR (0.081 mg/kg eq) was extractable leaving 6.6% of TRR (0.006 mg/kg eq) as non-extractable. Re-extraction of the extract with dichloromethane resulted in the partition between the aqueous phase which was not further analysed due to the low amount of radioactivity (9.2% of TRR, 0.008 mg/kg eq) and the organic phase (79.2% of TRR, 0.069 mg/kg eq).

The organo-soluble residues in roots were almost completely identified (75% of TRR) with the exception of a minor metabolite (3.9% of TRR, 0.003 mg /kg eq) which was suggested to be de-chlorinated endosulfan sulfate by HPLC-MS.

Alpha endosulfan, beta endosulfan and endosulfan sulfate were the major radioactivity components in all plant parts. Endosulfan sulfate was the major metabolite of the extractable radioactivity in all cases.

The following summary table gives an overview on the total radioactive residues in leaves 21 days after the 1st treatment (representative for single application) and also of the TRR in leaves and roots at the final harvest 28 days after the 2nd application.

Table 6. Identification of metabolites resulting from [6,7,8,9,10-¹⁴C]-endosulfan treatment at 630g ai/ha on sugar beet.

	% of TRR	Concentration [mg/kg eq]
Leaves (without leaf base), 21 days after 1st application, intermediate sample		
	100	2.02
Rinsing	16.29	0.33
HPLC Analysis		

Endosulfan diol	0.18	< 0.01 (0.004)
β-endosulfan	8.03	0.16
α-endosulfan	4.54	0.09
Extractable	67.46	1.36
(aqueous phase) Endosulfan diol	8.23	0.17
Endosulfan sulfate	21.72	0.44
β-endosulfan	3.96	e0.08
α-endosulfan	3.58	0.07
Total sum identified	50.24	1.02
Non-extractable residues	16.25	0.33
Releasable by enzyme/ NaOH treatment	5.64	0.11
Leaves (without leaf base), 28 days after 2nd application, final harvest		
	100	5.73
Rinsing	8.72	0.50
Endosulfan diol	0.20	0.01
Endosulfan sulfate	0.25	0.01
β-endosulfan	4.70	0.27
α-endosulfan	1.95	0.11
Extractable	84.60	4.85
Aqueous phase	32.73	1.87
HPLC Analysis after hydrolysis of the aqueous phase		
Endosulfan diol AEF051329*	8.11	0.46
Organic phase	46.68	2.67
Endosulfan diol	0.91	0.05
Endosulfan sulfate	33.09	1.89
β-endosulfan	6.90	0.39
α-endosulfan	3.77	0.21
Total sum identified	51.77	2.96
Non-extractable residues	6.69	0.38
Releasable by enzyme/ NaOH treatment	3.97	0.23
* released by acid hydrolysis indicating acid labile conjugates of Endosulfan diol in the aqueous phase; this value is not included in the total sum identified in the table		
Roots (beets), 28 days after 2nd application, final harvest		
	% of TRR	Concentration [mg/kg eq]
	100	0.087
Extractable	93.38	0.081
Aqueous phase	9.19	0.006
Organic phase	79.15	0.069
HPLC Analysis		
Endosulfan sulfate	59.65	0.052
β-endosulfan	4.06	0.004
α-endosulfan	11.60	0.01
Total sum identified	75.32	0.066
Non-extractable residues	6.62	0.006

Soybean

A study in soybeans was performed by Mislankar and Tull in 2003. The soybeans were treated with two applications of 530 g ai/ha, equivalent to the annual maximum of 1060 g ai/ha (6,7,8,9,10 ¹⁴C) labelled as previously described (alpha:beta =2). Applications were made at forage stage 61 days before harvest and at hay stage 38 days before harvest.

Soybean (seed) samples were analysed in duplicate at maturity to determine the metabolic profile of the endosulfan. Soybeans (forage and hay) were also analysed at intermediate time points to establish the trend in metabolism. These time points included Day 0 (immediately post-treatment at R5, forage stage) and day 23 (prior to the second application at R6.5, hay stage).

The residue in the day zero soybean forage was recovered by acetonitrile surface wash and acetonitrile extraction. Residue remaining in the extracted fibre was measured by combustion. Residues in hay and beans were extracted; the remaining fibre was combusted to determine non-

extractable radioactive residue. Metabolites in the extracted component were identified by retention time comparison with authentic standards. The identities were confirmed by MS.

The total residue in forage samples at day 0 was 21.6 mg/kg eq, but after 23 days (prior to second application) this had declined to 0.54 mg/kg eq. The residue at final harvest in beans (Day 61) was 0.47 mg/kg eq.

The majority of residue at all time points was solvent extractable. In forage at day 0, the residue remained principally on the leaf surface and 16 mg/kg eq was recovered in the wash. The rest (4.95 mg/kg eq) was extractable with acetonitrile, for a total of 21.2 mg/kg eq.

In hay samples 87.0% of the TRR was extractable with acetonitrile (acetonitrile:water = 80:20). Similarly, in beans, 95.0% of the TRR was extractable with acetonitrile.

Table 7. Distribution of ^{14}C -endosulfan as% of TRR and mg/kg eq in the different parts of the plant.

Harvest time	Total residue (mg/kg eq)	Surface Wash Residue		Extractable Residue		Non extractable residue	
		% TRR	mg/kg eq	% TRR	mg/kg eq	% TRR	mg/kg eq
Day 0 Forage	21.5	75.4	16.3	23.0	4.9	1.6	0.34
Day 23 Hay	0.54	NA	NA	87.0	0.47	13.1	0.068
Day 61 Beans	0.47	NA	NA	94.5	0.45	5.6	0.026

Table 8. Characterisation of 6, 7, 8, 9, 10-u- ^{14}C -endosulfan in% of the TRR after treatment at 0.53 kg ai/ha on soybean.

Plant part	Days after the last treatment	extractable	Alpha-endosulfan	Beta-endosulfan	endosulfan sulfate	total identified	Non-extracted
forage	0	98.4	61.2	36.8	0.3	98.3	1.6
hay	23	87	1.3	4	51.2	56.5 *	13.1
beans	61	94.5	1.5	5.3	78.4	85.2	5.6

*) Remainder of extracted material consisted of multiple water soluble components, none of which accounted for more than 0.05 ppm or 10% of TRR.

Non-extracted radioactivity was very low in forage and beans and it accounted for a maximum of 2% and 6.0%, respectively. In one hay sample non-extracted radioactivity accounted for 13.1% of the TRR. This was further subjected to hydrolysis with strong acid and base. The non-extracted radioactivity in hay accounted for 2% of the TRR.

The predominant residues found in plant material examined in these metabolism studies include parent endosulfan, both alpha and beta isomers, as well as endosulfan sulfate.

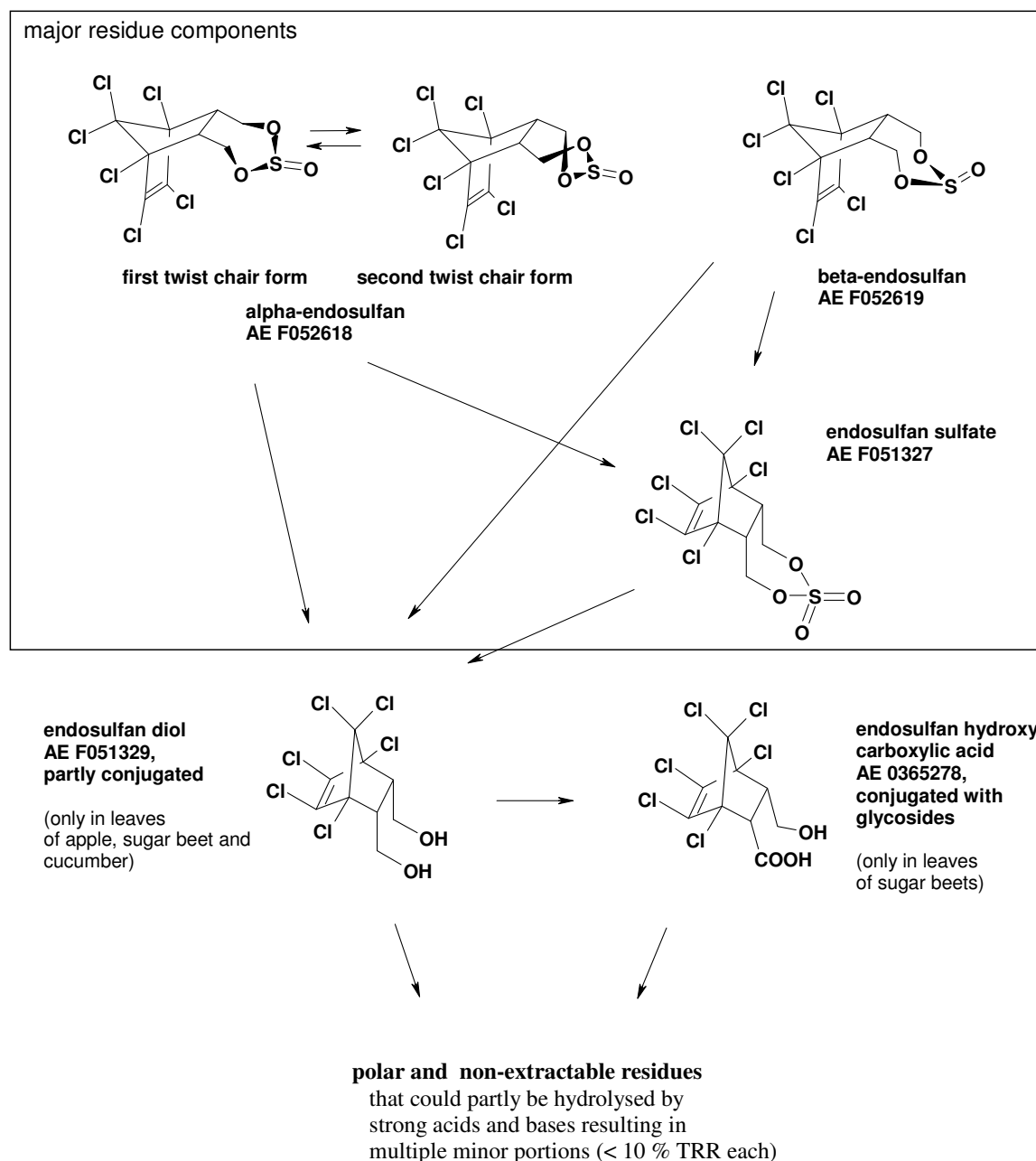


Figure 2. Metabolic pathway of endosulfan in plants (tomato, apple, sugar beet, cucumber and soybean).

Environmental fate in soil

The Meeting received information on the aerobic degradation, soil accumulation, hydrolysis, degradation in water and sediment systems and rotational crops.

Aerobic degradation (fate)

The aerobic degradation of endosulfan in soil was investigated in three laboratory studies with the ^{14}C -labelled parent isomers in the original ratio alpha-to-beta of approx. 2 to 1. An extra study was conducted with the major soil metabolite endosulfan sulfate.

In the first study, the isomeric endosulfan mixture (5a,9a-¹⁴C, dioxothiepin-labelled) was applied to a silt loam and a loamy sand soil at a dose corresponding to a field rate of 2.63 kg ai/ha (Gildemeister and Jordan, 1984). After 60 days of incubation at 22 ± 2°C in the dark the composition of radioactive residues was similar in both soils consisted of a low contribution of the parent isomers (more beta than alpha isomer) while endosulfan sulfate was the main metabolite. Approximately 25–50% of applied radioactivity was not extractable.

A second study was conducted with 6,7,8,9,10-¹⁴C labelled (bicyclic ring labelled) endosulfan (98% purity; alpha:beta = 2) in a sandy loam soil at 28 ± 2°C with an application rate corresponding to 2.6 kg ai/ha (Stumpf *et al.*, 1988). Under comparable conditions as described above, the residues were also similar with a significant decrease of the parent, while endosulfan sulfate was the major soil metabolite found.

In a third soil metabolism study, 6,7,8,9,10-¹⁴C labelled (bicyclic ring labelled) endosulfan was applied to five different soils (sandy loam SLV, loamy sand LS 2.2, silt loam SL2, sandy loam F821, sandy loam SLG; soil types according to USDA) and incubated for a maximum of 365 days at 21 ± 2°C in the darkness (Stumpf *et al.*, 1995). In all soils the major metabolite was endosulfan sulfate which was subsequently degraded to the minor metabolites endosulfan diol, endosulfan lactone and other polar degradates, all of which amounting to less than 10% of applied radioactivity. The non-extractable residues amounted to 10–34% of applied radioactivity at the end of the study. The mineralization was observed to be very low in this study.

While the microbial activity significantly decreased after 3–4 months of incubation, the study does not represent field conditions.

Subsequently a special soil metabolism study was conducted with endosulfan sulphate (6,7,8,9,10-¹⁴C-labelled, bicyclic ring labelled) to four different soils (sandy loam LS 2.2, silty clay loam HE, loam SP, silt loam SLS) for a total incubation period of up to 365 days at 20 ± 2°C (Schoeder, 2002 a,b.). The application rate of endosulfan sulfate corresponded to 0.84 kg ai/ha.

The mineralization rate at the end of the study, 365 days after application, was significant: 35% of applied radioactivity in LS 2.2, 16.7% in HE, 5% in SP and 23.4% in SLS indicating the complete degradation of the chlorinated ring structure. The non-extractable residues amounted to 25 – 33% of the applied radioactivity after 365 days of incubation. The expected soil metabolites endosulfan diol, endosulfan lactone and endosulfan hydroxy carboxylic acid were not detected at any time. However, a new polar metabolite was detected at 2–16% of the applied endosulfan sulfate in the four soils. This metabolite could not be identified but could be characterised as being more polar than the identified metabolites and containing at least one carboxylic group.

Table 9. Identification of metabolites resulting from [6,7,8,9,10-U-¹⁴C]-endosulfan treatment in soil.

Name of metabolite	Max. concentration (% of AR)	Report
Endosulfan sulfate	45.1% at day 30 34.7% at day 30 51-68% at days 59-120 in 4 soils and 77% at day 365 in 1 soil*)	Gildemeister, Jordan (1984) A29680 Stumpf (1988) A39429 Stumpf <i>et al.</i> (1995) A53618
Endosulfan diol	Sporadic (0.3%) 0.2-8.5% at days 120 to 365*)	Stumpf (1988) A39429 Stumpf <i>et al.</i> (1995) A53618
Endosulfan lactone	1.0% at day 30 0.3-2.5% at days 59 to 240	Gildemeister, Jordan (1984) A29680 Stumpf <i>et al.</i> (1995) A53618
Endosulfan ether	0.8% at days 8 and 30 Sporadic (0.6%)	Gildemeister, Jordan (1984) A29680 Stumpf (1988) A39429

* Artificially increased portion due to drastic decrease of the biomass after approx. 4 months.

The degradation of endosulfan in soil is initiated through oxidation resulting in formation of the main metabolite, endosulfan sulphate.

Subsequent microbially induced hydrolysis of the sulfite diester (of endosulfan) and sulfate diester (of endosulfan sulfate) leads to ring opening of the 7-membered ring and formation of endosulfan diol. The endosulfan diol can be condensed to endosulfan ether (minor pathway) or oxidised to endosulfan hydroxy carboxylic acid and its condensation product endosulfan lactone. The chlorinated bicyclic carbon skeleton was shown to be completely degraded by considerable formation of labelled carbon dioxide in the soil metabolism study with ring labelled endosulfan sulfate.

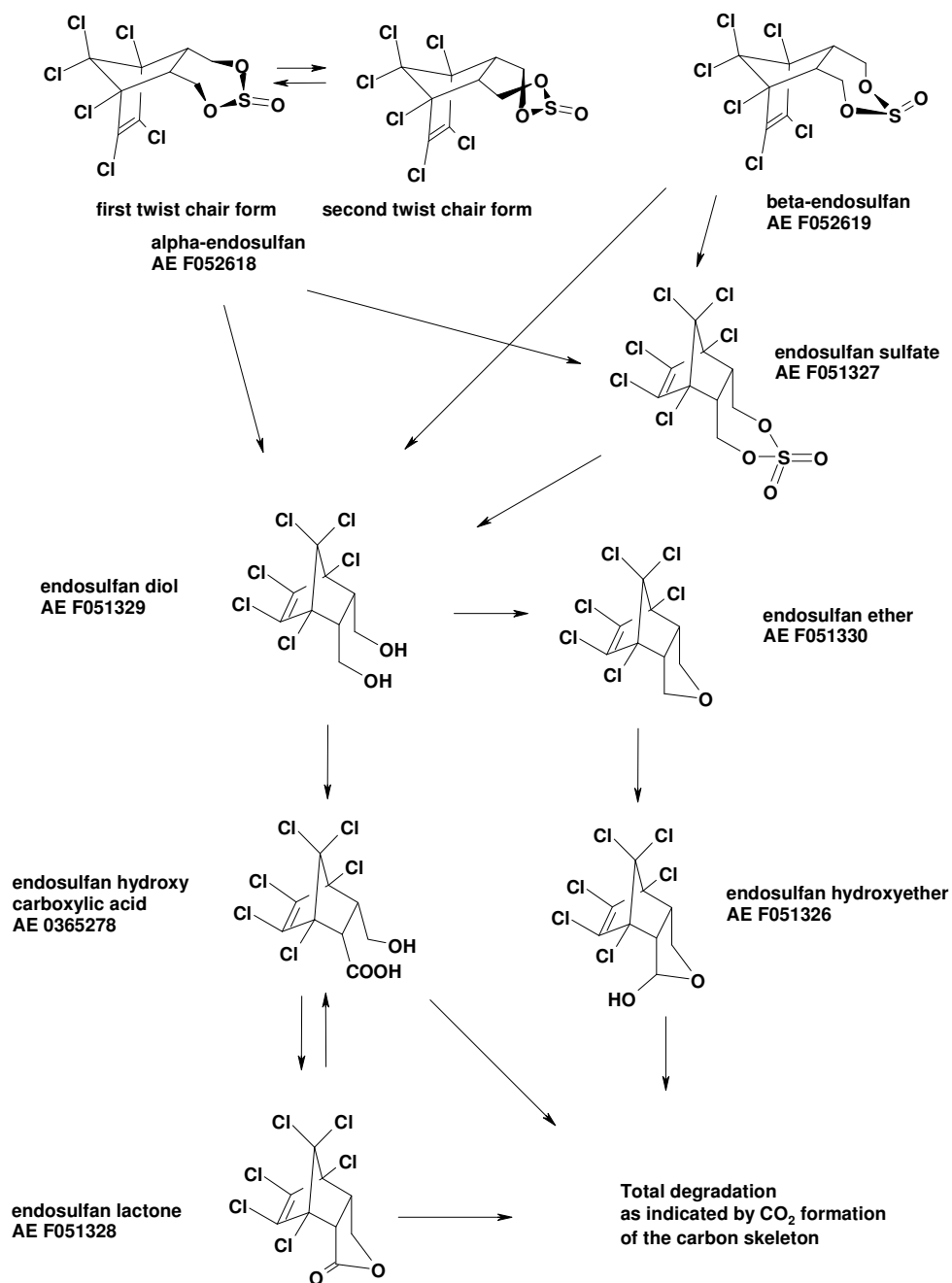


Figure 3. Proposed metabolic pathways for the degradation of endosulfan in soil and surface water.

*Aerobic degradation (rate)**Laboratory conditions*

Soil samples were taken from fields (Stumpf *et al.*, 1995). Sieved (< 2mm) 50 or 100 g samples (dry weight) were adjusted to the intended moisture content (usually 40% of the maximum water holding capacity). The radioactive test substance was dissolved and aliquoted into the samples at a rate representing the maximum field application rate. The treated soil samples were stored in the dark at the intended temperature. During storage, radiolabelled CO₂ and other volatiles were trapped. At selected time periods the complete soil samples (usually two replicates per sampling time) were extracted with a mixture of acetonitrile and water. The extracted radioactivity was measured by LSC, with identification proceeding with liquid chromatography (TLC, reversed phase HPLC) through co-chromatography with authentic reference substances and by MS.

Laboratory studies were provided which investigated the metabolic pathway of endosulfan degradation. The half lives were calculated for the individual isomers and the sum of the endosulfan isomers assuming single first order kinetics. In addition, a half life was also given for the sum of parent endosulfan and the main soil metabolite endosulfan sulfate, as this metabolite is generally included in the residue definition.(Table 10).

The soil metabolism studies in the laboratory primarily served to disclose the metabolites of endosulfan in soil rather than to derive a realistic figure of the degradation half lives. This was due to the partial decrease of the microbial biomass and degradation capacity during incubation periods longer than 3 to 4 months. As a consequence, the degradation half lives determined in field dissipation studies are more realistic and reliable (see Table 11).

Table 10. Degradation half lives of endosulfan under laboratory conditions (days).

Soil	Incub. Temp. (°C)	DT50 α-endosulfan	DT50 β-endosulfan	DT50 α +β endosulfan -	DT50 endosulfan sulfate	Report
silt loam loamy sand	22 ± 2			25.6*) 37.6*)		Gildemeister, Jordan (1984) A29680
sandy loam	28 ± 2	23	58	37	100-150	Stumpf (1988) A39429
sandy loam loamy sand silt loam sandy loam sandy loam	21 ± 2	12 39 19 <10 14	158**) 264**) 132**) 108**) 115**)	98 128**) 90 92 80		Stumpf et al. (1995) A53618
sandy loam***) silty clay loam loam silt loam	20 ± 2				117 138 412****) 134	Schoeder (2002) C019647 and C020629 (fortified with field fresh soil every 3 months)

*) Recalculated from the decreasing residue levels given in the report

***) The DT50 values for beta and partly for parent sum of Endosulfan are artificially increased, as the microbial biomass and consequently the degradation capacity of the soil samples significantly decreased after 3-4 months of incubation. Therefore, DT50 values from field dissipation studies are more reliable.

****) Soil types according to the USDA

*****) Outlier, because the DT50 of Endosulfan sulfate was determined as 75.2 days in a field trial, which was conducted at that field, where this soil was sampled for the lab study.

Field conditions

In all field trials, the predominant portion of endosulfan and endosulfan sulfate residues were detected in the upper 5 cm soil layer indicating very low mobility in soil. Relevant trials are summarised in Table 11.

Table 11. Rate of degradation of $\alpha + \beta$ endosulfan and endosulfan sulfate in soil under field conditions.

Appl. rate [kg ai/ha]	Time schedule	Soil type*		DT50 (days)	DT90 (days)	Report
$\alpha + \beta$ endosulfan						
0.84	7/ 2000 - 4/ 2001	loam pH 5.8	cotton (application before emergence)	7.4**)	24.6**)	Hardy (2001) C015651: Spain
0.84	6/ 2000 – 6/ 2001	silt soil pH 7.7	cotton (application before emergence)	21**)	70**)	Balluff (2001) C018180 Greece
5x0.56 with 7-day intervals	8/ 1987 – 3/ 1989	sandy soil pH 4.1-6.4	tomato bare ground	75.9***) 89.6***)	252***) 298***)	Hacker (1989) A42193 Georgia, USA
2x1.68 with a 29-day interval	June 1987 – Dec. 1988	loam – clay loam pH 6.7-6-9	cotton bare ground	92.9***) 89.5***)	309***) 207.5***)	Mester (1990) A42997 California, USA
Appl. rate [kg ai/ha]	Time schedule	Soil type*		DT50 (days)	DT90 (days)	Report
2x1.68 with a 29-day interval	July 1990 – Jan. 1992	loamy sand pH 6.8-7.8	cotton bare ground	alpha: 6-7 beta: 19-63 alpha: 6-11 beta: 23-36		Czarnecki & Mayasich (1992) A51819 California, USA
endosulfan sulfate						
0.84	July 2000 - April 2001	loam pH 5.8	cotton (application before emergence)	75.2	249.7	Hardy (2001) C015651 Spain
0.84	June 2000 – June 2001	silt soil pH 7.7	cotton (application before emergence)	161 or 46.8****)	536 or 156****)	Balluff (2001) C018180 Greece

*) Soil type according to USDA

***) Re-calculated assuming simple first order kinetics evaluation without the first day after application to exclude loss by volatilisation

****) Unexpected long DT values because the latest application was made late in season when cool fall and winter temperatures dominate (explanation by the author of report).

*****) Alternative DT values depending on the evaluation: Inclusion of the slightly increased sulfate level at day 277 results in DT50/90 = 161/536 days, exclusion of the day 277 results in DT50/90 = 46.8/156 days.

The parent endosulfan (alpha and beta isomers in the ratio of approx. 2 to 1) degraded in soil with a half life in the range of 25–40 days at a temperature of 22°C according to the lab study of Gildemeister and Jordan (1984). In the field, however, the degradation half life was shortened to 7–21 days under southern European summer conditions (Hardy, 2001 and Balluff, 2001). However, at colder autumn and winter temperatures, the half life was increased to 75–93 days (Hacker, 1989 and Mester, 1990).

It appears that the alpha isomer degrades slightly faster (with a half life of 6–11 days) than the beta isomer (with a half life of 19–36 days) in the field (Czarnecki and Mayasich, 1992).

The main metabolite endosulfan sulfate degraded in soil with a half life of 117–138 days at 20°C in the laboratory (Schnoeder, 2002). In the field, a degradation half life was in the range of 75 to 161 days under southern European summer conditions (Hardy, 2001 and Balluff, 2001).

Soil accumulation

Endosulfan was applied to an apple orchard in the Netherlands three times per year with 14–35 day intervals over four subsequent years at a rate of 0.71 kg ai/ha (Tiirmaa *et al.*, 1993). The soil of the orchard, a loamy clay with a pH of 6.6–6.8, was repeatedly sampled up to 1 year after the last application within and between the tree rows.

In spite of showing a great variation of residues in the individual soil samples, mean and plateau levels could be derived. Between the tree rows, these levels amounted to approx. 0.1 mg total residues (alpha + beta endosulfan + endosulfan sulfate + endosulfan diol) per kg soil during the first year and approx. 0.2 mg/kg total residues between the second and the fourth year of application in the upper 10 cm soil layer followed by a decrease after termination of the applications. In the tree rows, the mean residue levels amounted to 0.15 mg total residues/kg during the first year and to approximately 0.3 mg total residues/kg between the second and the fourth year of application in the upper 10 cm soil layer followed by a decrease after termination.

The residues consisted predominantly of endosulfan sulfate, a smaller proportion of beta endosulfan and very low levels of alpha endosulfan. Endosulfan diol only occasionally appeared at the level of the LOQ (0.01 mg/kg). Most of the residues were detected in the upper 5 cm layer. Residues below 10 cm were negligible.

In summary, this multi-year study showed only a slight increase, from the residue level of the first year, to form a relatively constant plateau level in the subsequent years, even in northern Europe with cold to moderate temperatures. This level again decreased following termination of the application.

In biologically active soil, endosulfan was degraded via oxidation to the main soil metabolite endosulfan sulfate, followed by hydrolysis to the minor metabolite endosulfan diol which was subsequently further oxidised. The chlorinated bicyclic carbon skeleton has been shown to be completely degraded by stoichiometric production of carbon dioxide formed from the ring carbon atoms.

Under warm to moderate conditions in the field (southern Europe), endosulfan degraded moderately. A detailed review indicates that the degradation half life of alpha endosulfan is shorter than that of the beta isomer. The main soil metabolite endosulfan sulfate is more persistent than the isomers of the parent, and degrades with a half life of approximately 75–161 days, depending on the evaluation conditions. Other metabolites only appear at low levels in soil and are deemed to be not relevant.

Hydrolysis

Two studies (Gorlitz, 1982 and 1989) were submitted on the abiotic hydrolysis of alpha and beta endosulfan. The parent isomers were incubated in sterile buffer solution at constant temperatures. The results are given in Table 12.

Soil hydrolysis would only play a role under very alkaline and moist conditions where the half life of hydrolysis is shorter than the half life of microbial degradation in soil. In the summer, the upper soil layer can dry out and hydrolysis (and microbial degradation) is reduced. Irrigation and precipitation can accelerate both degradation processes, but in soil, microbial degradation is more prominent.

Table 12. Half lives of sterile hydrolysis of alpha and beta endosulfan at different pH values.

Isomer	T in °C	pH 5	pH 7	pH 9	Report
alpha	22	> 1 year	22 days	7.0 hours	Goerlitz & Kloeckner, 1982, A31069
beta		> 1 year	17 days	5.1 hours	
alpha	25	> 200 days	19 days	6.2 hours	Goerlitz & Rutz, 1988,

Isomer	T in °C	pH 5	pH 7	pH 9	Report
beta		> 200 days	10.7 days	4.1 hours	A40003

Endosulfan-diol was identified as the only hydrolysis product.

Degradation in water/sediment systems

Two studies on the behaviour of radiolabelled endosulfan in water-sediment systems were submitted. In the first study, endosulfan was incubated in two natural water-sediment systems at a pH of 7.3 and 7.8 at $22 \pm 2^\circ\text{C}$ for 51 days (Gildemeister, 1983 and addendum Stumpf, 1990). Endosulfan rapidly disappeared from the water body by adsorption to the sediment and oxidation to endosulfan sulfate and hydrolysis to endosulfan diol. Finally endosulfan hydroxy carboxylic acid was formed.

In the second study, radiolabelled endosulfan was incubated at a pH range of 7.2–8.2 also in two natural water-sediment systems up to 120 days at $20 \pm 2^\circ\text{C}$ (Jonas, 2002). This study yielded similar results. A rapid disappearance from the water body was observed with the concomitant formation of the above mentioned metabolites. This was followed by formation of a moderate portion of residues which were non-extractable from the sediment (8.7–19.0% of the applied radioactivity (AR) after 120 days of incubation) and partial mineralization (1.5% of AR).

The maximum portion of the metabolites and the day of reaching the maximum are shown in Table 13.

Table 13. Identification of metabolites of endosulfan in water and sediment. The incubation day of maximum appearance is added in brackets.

Name of metabolite	Max. concentration (% of AR/day of max.)	Report
Endosulfan sulfate	water body:24.1 (8) and 57.6 (0) sediment:16.2 (8) and 12.2 (16)	Gildemeister, (1983) A31182 and Stumpf, (1990), A44231
	water body:8 (3) and 5.3 (58) sediment:0 (120) and 22.3 (120)	Jonas, (2002) C022921,
Endosulfan diol	sporadically water body:2.4 (51) and 2.3 (32) sediment:not detectable	Gildemeister, (1983) A31182 and Stumpf, (1990), A44231
	water body:35.0 (2) and 23.6 (3) sediment:41.5 (10) and 12.4 (10)	Jonas, (2002) C022921
Endosulfan lactone	water body: 1.2 (4 and 8) and 1.6 (2) sediment:not detectable	Gildemeister, (1983) A31182 and Stumpf, (1990), A44231
	water body:0.1 (93) and 0.3 (120) sediment:3.1 (58) and 0.7 (120)	Jonas, (2002) C022921
Endosulfan hydroxy carboxylic acid	water body:24.7 (16) and 28.4 (16) sediment:4.0 (32) and 3.1 (51)	Gildemeister, (1983) A31182 and Stumpf, (1990), A44231
	water body:32.9 (93) and 44.3 (93) sediment:not detectable	Jonas, (2002) C022921

The major metabolites of endosulfan in surface water were: endosulfan sulfate, endosulfan diol and endosulfan hydroxy carboxylic acid. In the sediment, the major metabolites of endosulfan were endosulfan sulfate and endosulfan diol.

Rate of degradation in water and sediment

Different half lives could be derived for the disappearance of endosulfan and its metabolites from the water body and the total water-sediment system. The dissipation rates of the parent isomers can be directly derived from the basic water sediment reports (Gildemeister, 1983 and addendum Stumpf, 1990; Jonas, 2002). For degradation rates of the metabolites, a kinetic modelling of the residue levels in water and sediment of the study of Jonas was conducted (Hammel, 2004).

The resulting dissipation (transfer to another compartment, i.e., adsorption of dissolved residues by the sediment) and degradation (disappearance by chemical/microbial transformation) rates are given in the table below.

Table 14. Dissipation and degradation half lives of endosulfan and its metabolites in water and sediment.

System	Temp (°C)	pH	Dissipation: DT50 ($\alpha + \beta$ endosulfan) from the water body	Degradation: DT50 ($\alpha + \beta$ endosulfan) in the total system	Report
$\alpha + \beta$ endosulfan					
River Main	22 ± 2	7.3	< 1 day	12 days	Gildemeister, (1983) A31182 and Stumpf, (1990), A44231
Gravel pit	22 ± 2	7.8	< 1 day	10 days	
Krempe (stream in a marsh area)	20 ± 2	7.5 – 8.2	0.7 days	3.3 days	Jonas (2002), C022921
Ohlau (stream surrounded by pastures)		7.2 – 8.2	1.6 days	15.8 days	
Kinetic modelling of numerically combined data of Krempe and Ohlau					
Endosulfan	20 ± 2	7.2 – 8.2		38.0 days	Hammel (2004), C042131
Endosulfan sulfate	20 ± 2	7.2 – 8.2		53.2 days	Hammel (2004), C042131
Endosulfan diol	20 ± 2	7.2 – 8.2		29.5 days	Hammel (2004), C042131
Endosulfan hydroxy carboxylic acid	20 ± 2	7.2 – 8.2		106.4 days	Hammel (2004), C042131

Endosulfan was stable under abiotic hydrolysis in acid conditions. However, the half life through hydrolysis decreased significantly as the pH-value increased.

In a surface-water system, endosulfan disappeared very rapidly from the water body by partition to the sediment with a dissipation half life of < 1 to 1.6 days. The microbial degradation in the total water-sediment system occurred at a moderate rate, the half life dependant on the evaluation method used. Assuming single first order degradation kinetics, the degradation half life was in the range 3.3–15.8 days. Using a more complex partition and degradation model (ACSL) the degradation half life determined was 38 days for the combined parent isomers.

In summary endosulfan was degraded in natural surface water and sediment via the major metabolites endosulfan sulfate, endosulfan diol and endosulfan hydroxy carboxylic acid. These metabolites were degraded with half lives between 29.5 and 106.4 days, with the formation of a small amount of non-extractable residues and carbon dioxide.

Residues in succeeding crops

The Meeting received endosulfan residues studies in succeeding crops. The study by Krebs *et al.*, (1986) investigated three crops spinach, radish and carrots which were sown into a field plot directly after application of endosulfan.

The formulation was sprayed on three field plots (4 x 25 m²) in 1985 at an application rate equivalent to 18.8 L of formulation/ha. The study was conducted at an exaggerated rate of 6.6 kg ai/ha which is between 2 to 6× that of the current maximum application rate. The pesticide was incorporated in the plough layer (0 - 25 cm) by grubbing, ploughing and agitation with a Rotavapor. Immediately after this tillage, spinach (*Spinacia oleracea*, variety *Matador*), carrot (*Daucus carota ssp. sativa*, variety *Duwicker*) and little radish (*Raphanus sativus*, var. *sativa*, variety *Sora*) were sown with a hand seed drill and grown till harvest. Plant samples and soil from the corresponding plot (0 - 20 cm) were taken at the following intervals: spinach and little radish: 0, 28, and 42 days after

treatment and sowing; carrot: 0, 106, and 133 days after soil treatment and sowing. The samples were analysed for α - and β -endosulfan and endosulfan sulfate using the residue method (AL 9/83 of Hoechst AG).

Table 15. Total endosulfan residues in mg/kg on crops rotated immediately after soil treatment at a rate of 6.6 kg ai/ha.

Crop	Days after soil treatment and sowing	Residues in soil [mg/kg]	Residues in Leaf [mg/kg]	Residues in Root /tuber[mg/kg]
Spinach	0	0.24	-	-
	28	0.13	0.19	-
	42	0.44	0.16	-
Carrot	0	0.58	-	-
	106	0.62	0.2	0.3
	133	0.96	0.14	0.18
Little radish	0	0.96	-	-
	28	0.54	0.06	0.052
	42	0.66	0.025	0.05

The total endosulfan residues in soil varied considerably even at day 0 probably due to incomplete incorporation in the soil. Nevertheless, a general finding could be observed. The residues in the plants were always lower than the corresponding soil residues (with one exception: spinach on day 28, probably due to an outlier of the corresponding soil residue).

With the data given above, uptake factors were estimated, i.e., the ratio of residues between soil and plant. The results of this calculation are given in Table 16.

Table 16. Uptake factors for Endosulfan (ratio of the residues in crop/soil).

Crop	Days after Application	Leaf	Root/Tuber
Spinach	42	0.36	-
Carrot	133	0.14	0.19
Little radish	42	0.04	0.08

In summary, the endosulfan residues taken up by root and leafy crops, which were sown immediately after soil treatment at a 6 \times application rate, were generally lower than the corresponding residues in soil.

RESIDUE ANALYSIS

Analytical methods

The Meeting received descriptions and validation data of analytical methods for endosulfan (α and β) and the metabolite endosulfan sulfate residues in crops, animal commodities, soil and water. Special methods were made available that could determine further minor metabolites such as endosulfan diol, endosulfan lactone or endosulfan hydroxyether.

The principle of most methods involves a solvent extraction step such as acetone, acetonitrile followed by different matrix dependant clean up steps such as GPC, Florisil or silica gel column chromatography. The final determination is carried out by GC mostly with ECD detection.

The Dutch multiresidue method MRM-1 (anonymous) has a reported limit of quantitation (LOQ) of 0.02 mg/kg for each component. This method was also adopted as AL 60/86 (Werner *et al.*, 1987) for the analysis of soil and body fluids. For soil a lower limit of the practical working range of 0.01 mg/kg was validated (Seefeld, 1990).

As a confirmatory method, GC-MS detection can be used as described in Multi-residue method 1 in Part 1 of “Analytical methods for Pesticide Residue in Foodstuffs (Working Group for the Development and Improvement of Residue-analytical Methods, 1996).

The method described in report 95-0061 (Huff and Winkler, 1997) is recommended for the analysis of animal tissues.

Table 17. Summary of analytical method.

Sample material Sample type	Matrix	Method of analysis	LOQ	Reference Author, Year
Plant				
Potato	tuber	extraction	0.02 mg/kg	Martens, R. 1998a Analytical method and validation for the determination of residues of endosulfan and deltamethrin by GC. Date: 8/24/98. Hoechst Schering AgrEvo GmbH, Frankfurt am Main. Agredoc No.: C000413. Report No: DGMF01/97-0. Unpublished. Amendment: Martens, R. 1998b. Deltamethrin, endosulfan, AE F032640, AE F002671. Date: 11/30/98. Agredoc No: C001652. Amendment to Report No: DGMF01/97-0. R. Unpublished.
Peach	fruit	acetone or	α -endosulfan,	
Onions	vegetable	acetone+dichloromethane+petroleum	β -endosulfan	
Rape seed	oilseed	ether detection GC ECD	and endosulfan sulfate	
Cucumber	fruiting vegetable	extraction and detection as above	0.02 mg/kg	Martens, R. 1998c. Validation of analytical method DGM F01/97-0 for residues of endosulfan and deltamethrin in cucumber, orange, melon and tomato. Date: 11/18/1998. Hoechst Schering AgrEvo GmbH, Frankfurt am Main. Agredoc No.: C001152. Report No.: CR97/027.
Orange	fruit		α -endosulfan,	
Tomato	fruiting vegetable		β -endosulfan	
Melon	fruiting vegetable		endosulfan sulfate	
Wheat	cereals (grain)	extraction and detection as above	0.02 mg/kg	Martens, R. 2000b. Validation of analytical method DGM F01/97-0 for dry crops (grain). Date: 4/3/2000. Hoechst Schering AgrEvo GmbH, Frankfurt am Main. Agredoc No.: C006935. Report No.: CR99/025. Unpublished
			α -endosulfan,	
Citrus	fruit	extraction and detection as above	0.02 mg/kg	Martens, R. 2000a. Data generation and enforcement method for residues on plant material by GC. Date: 3/28/00. Aventis CropScience. Agredoc No.: C007949. Report No.: DGM F01/97-1. Unpublished.
Peach	fruit		α -endosulfan,	
Tomato	fruiting vegetable		β -endosulfan	
Sugar beet	Root, tuber		endosulfan sulfate	
Oranges	fruit	extraction and detection as above	0.02 mg/kg	Haines, B.K., 2001. Independent Laboratory Validation for the Determination of Residues of deltamethrin in Lettuce, Oranges, Milk and Fat, and endosulfan in Lettuce and Oranges Using Method DGM F01/97-1. Date: 3.29.01. Xenos Laboratories, Inc., Ottawa, Ontario, Canada. Agredoc No.: B003259
Lettuce	leafy vegetable		α -endosulfan,	
		β -endosulfan	endosulfan sulfate	
Cotton	oilseed	extraction cyclohexane+ethyl acetate GC-ECD GC-NPD	0.02 mg/kg	Wrede, A. 2002. Analytical method and validation of endosulfan in cotton by GC-MSD Code: AE F002671. Date: 5/21/2002. Aventis CropScience GmbH, Frankfurt am Main. Germany. Agredoc No.: C022533. Report No.: AM 02/03
Grape Tomato potato	processed product	extraction acetone/wate65/35 partition dichloromethane petroleum ether clean up florisil GC/ECD	0.25 mg/kg	Winkler, D.A. 1997. Freezer Storage Stability of Endosulfan (α , β and Sulfate) On Crop Raw Agricultural Commodities and Processed Commodities. Date: 9/29/97. Agredoc No.: A57831. Report No.: EN-CAS # 95-0072. Unpublished
			α -endosulfan,	
			β -endosulfan	
			endosulfan sulfate	

Sample material Sample type	Matrix	Method of analysis	LOQ	Reference Author, Year
Animal matrices				
Milk		extraction acetone+dichloromethane+petroleum ether detection GC ECD	0.02 mg/kg α -endosulfan, β -endosulfan endosulfan sulfate	Haines, B.K., 2001. see above
Milk Egg Fat, Liver Muscle		extraction petroleum ether+ acetone 75/25 detection GC ECD Confirmation GC/MSD	0.025 mg/kg α -endosulfan, β -endosulfan endosulfan sulfate	Huff, D.K. and Winkler, D.A. 1997. Validation of the analytical method in animal tissues, egg (white and yolk) and dairy matrices based upon FDA pesticide analytical manual, volume I multi-residue methodology for the determination of endosulfan (alpha, beta and sulfate). Date: 11/13/97. EN-CAS Analytical Laboratories, Winston-Salem, NC. Agredoc No.: A57847. Report No.: 95-0061. Reg. No.: 44427601
Milk, Egg Liver and Muscle		GC/ECD	0.25 mg/kg α -endosulfan, β -endosulfan endosulfan sulfate	Winkler, D.A. 1998a. Freezer Storage Stability of Endosulfan (α , β and Sulfate) On Animal Tissue and Dairy Matrices. Date: 6/22/98. Agredoc No.: A67512. Report No.: EN-CAS # 96-0046. Unpublished
Soil		extraction with acetone partition with dichloromethane GC/ECD	0.01 mg/kg α -endosulfan, β -endosulfan endosulfan sulfate	Seefeld, F. 1990. Validation report. Analysis of endosulfan residues in soil. Date: 12/10/90. Biologische Zentralanstalt Berlin, Kleinmachnow. Agredoc No.: C008891. Report No.: Oec11/90

Plant matrices

The method of analysis (Martens, 1998a, b) is based on the Dutch multiresidue method MRM-1, and describes the quantification of residues of endosulfan. The relevant residue of endosulfan consists of α -endosulfan, β -endosulfan and endosulfan sulfate. Basic validation data for potatoes, peaches, onions and rape seed were reported as well as recovery data from supervised residue trials where a modified version of this method was applied.

In the basic validation, all compounds were extracted from matrices with acetone followed by dichloromethane/petroleum ether (1/1 v/v). Later, for the analysis of samples from field trials, this extraction was simplified by taking a mixture of acetone/dichloromethane/petroleum ether (1:1:1 v/v/v). The extract was centrifuged and cleaned-up via gel permeation chromatography (GPC) and mini silica gel column. Analytes were determined by GC with ECD detection.

Table 18. Basic validation, recoveries in potato (tuber), peach, onions and rape seed.

Analyte	Fortification Level (mg/kg)	Mean Recovery (%)	RSD (%)	N	Overall mean recovery, RSD
Potatoes tuber					
α -endosulfan	0.02	84	4.3	5	84%
	0.2	85	5.2	5	RSD 4.5
β -endosulfan	0.02	89	4.4	5	89%
	0.2	90	8.2	5	RSD 6.3
Endosulfan sulfate	0.02	78	2.9	5	86%
	0.2	94	5.3	5	RSD 11.1
Peaches					
α -endosulfan	0.02	91	14.9	5	91%
	0.2	92	4.3	5	RSD 10.3
β -endosulfan	0.02	85	8.2	5	90%
	0.2	96	3.4	5	RSD 8.8
Endosulfan sulfate	0.02	86	7.8	5	92%
	0.2	98	2.6	5	RSD 10

Analyte	Fortification Level (mg/kg)	Mean Recovery (%)	RSD (%)	N	Overall mean recovery, RSD
Onions					
α -endosulfan	0.02	80	7.0	5	82%
	0.2	83	3.4	5	RSD 5.5
β -endosulfan	0.02	80	3.8	5	83%
	0.2	86	2.8	5	RSD5
Endosulfan sulfate	0.02	83	7.5	5	87%
	0.2	90	4.2	5	RSD 7
Rape seed					
α -endosulfan	0.02	78	6.4	5	86%
	0.2	94	1.7	5	RSD 10.5
β -endosulfan	0.02	87	2.9	5	89%
	0.2	91	3.1	5	RSD3.8
Endosulfan sulfate	0.02	81	12.2	5	88%
	0.2	95	3.0	5	RSD11.4

The report provides further validation of the method DGM F01/97-0 (Martens) for cucumber, orange, melon and tomato. All compounds were extracted from matrices with acetone followed by dichloromethane/petroleum ether (1:1 v/v). After centrifugation and cleanup via GPC and mini silica-gel column, the analytes were determined by GC/ECD.

Table 19. Basic validation, recoveries in cucumber, orange, melon and tomato.

Analyte	Fortification Level (mg/kg)	Mean Recovery(%)	RSD (%)	N	Overall mean recovery, RSD
Cucumber					
α -endosulfan	0.02	106	4.3	5	101%
	0.2	95	2.0	5	RSD 6.5
β -endosulfan	0.02	109	4.9	5	103%
	0.2	97	2.8	5	RSD 7.5
Endosulfan sulfate	0.02	107	4.2	5	101%
	0.2	96	2.3	5	RSD 6.7
Orange peel					
α -endosulfan	0.02	72	3.2	5	76%
	0.2	80	3.0	5	RSD 6.4
β -endosulfan	0.02	84	5.1	5	83%
	0.2	83	3.6	5	RSD 4.1
Endosulfan sulfate	0.02	104	13.1	5	96%
	0.2	88	5.9	5	RSD 13.6
Orange pulp					
α -endosulfan	0.02	67	2.7	5	73%
	0.2	79	4.1	5	RSD9.3
β -endosulfan	0.02	75	5.1	5	78%
	0.2	82	7.9	5	RSD 7.7
Endosulfan sulfate	0.02	88	3.8	5	90%
	0.2	92	6.7	5	RSD 5.7
Melon peel					
α -endosulfan	0.02	93	6.7	5	95%
	0.2	96	3.7	5	RSD 5.2
β -endosulfan	0.02	93	3.3	5	95%
	0.2	96	4.8	5	RSD 4.5
Endosulfan sulfate	0.02	100	6.3	5	103%
	0.2	105	2.1	5	RSD 5.2
Melon fruit					
α -endosulfan	0.02	90	5.5	4	95%
	0.2	102	4.5	3	RSD 8.2
β -endosulfan	0.02	91	3.5	5	96%
	0.2	102	7.1	4	RSD 7.5
Endosulfan sulfate	0.02	91	1.9	5	97%
	0.2	104	5.9	4	RSD 8

Analyte	Fortification Level (mg/kg)	Mean Recovery(%)	RSD (%)	N	Overall mean recovery, RSD
Tomato					
α -endosulfan	0.02	85	0.7	3	88%
	0.2	91	2.3	5	RSD 4.5
β -endosulfan	0.02	88	2.6	5	91%
	0.2	94	3.8	5	RSD 4.9
Endosulfan sulfate	0.02	79	5.3	5	89%
	0.2	98	2.2	5	RSD11.7

This report (Martens, 2000) contains validation data of the method DGM F01/97-0 for dry crops (grain). All compounds were extracted from matrices with acetone/dichloromethane/petroleum ether (1:1:1 v/v). After centrifugation and cleanup via GPC and mini silica-gel column, the analytes were determined by GC/ECD. The LOQs for α -endosulfan, β -endosulfan and endosulfan sulfate were established at 0.02 mg/kg. There were no interferences in control samples.

The specificity of the method was demonstrated by a confirmatory technique using a GC column with a different stationary phase a medium-polarity (50% phenyl-50% methyl polysiloxane column) as opposed to the original method and validations which used a DB-1 or the equivalent EC-1, a non-polar 100% dimethyl polysiloxane column. Recoveries using the DB-17 column were in the range of 68–107% and control samples showed no apparent residues.

Table 20. Recoveries and RSD at 0.02 and 1 mg/kg for endosulfan α , β and sulfate in grain.

Analyte	Fortification Level (mg/kg)	Mean Recovery(%)	RSD(%)	N	Overall mean recovery, RSD
α -endosulfan	0.02	88	3	7	88%
	1	89	11	7	RSD 4.5
β -endosulfan	0.02	89	5	7	91%
	1	96	13	7	RSD 4.9
Endosulfan sulfate	0.02	88	7	7	89%
	1	98	10	7	RSD11.7

The report (Martens, 2000) describes a new version of analytical method DGM F01/97-0 where some modifications with regard to optimisation were incorporated. Endosulfan residues are extracted from the matrices with a mixture of acetone/dichloromethane/petroleum ether (1/1/1). After centrifugation and clean-up via GPC (gel permeation chromatography) and mini silica-gel column, the analytes were determined by GC/ECD.

Table 21. Recoveries and RSD for endosulfan α , β and sulfate in citrus, tomato, peach and sugarbeet.

Analyte	Fortification Level (mg/kg)	N	Overall mean recovery, RSD	RSD (%)	STUDY
Mandarin peel					
α -endosulfan	0.02/1	2+2	93	8	ER 98 ECS 741
β -endosulfan	0.02/1	2+2	109	13	ER 98 ECS 741
Endosulfan sulfate	0.02/1	2+2	113	6	ER 98 ECS 741
Mandarin pulp					
α -endosulfan	0.02/1	2+2	101	2	ER 98 ECS 741
β -endosulfan	0.02/1	2+2	90	17	ER 98 ECS 741
Endosulfan sulfate	0.02/1	2+2	96	5	ER 98 ECS 741
Orange peel					
α -endosulfan	0.02/1	1+2	98	7	ER 98 ECS 740
β -endosulfan	0.02/1	1+2	108	13	ER 98 ECS 740
Endosulfan sulfate	0.02/1	1+2	113	5	ER 98 ECS 740

Analyte	Fortification Level (mg/kg)	N	Overall mean recovery, RSD	RSD (%)	STUDY
Orange pulp					
α -endosulfan	0.02	2	91	12	ER 98 ECS 740
β -endosulfan	0.02	2	93	0	ER 98 ECS 740
Endosulfan sulfate	0.02	2	98	1	ER 98 ECS 740
Tomato					
α -endosulfan	0.02/0.5	2+1	90	17	ER 98 ECS 752
β -endosulfan	0.02/0.5	2+1	103	21	ER 98 ECS 752
Endosulfan sulfate	0.02/0.5	2+1	97	8	ER 98 ECS 752
Peach					
α -endosulfan	0.02/1/2	3+1+2	88	15	ER 98 ECS 754
β -endosulfan	0.02/1/2	3+1+2	91	19	ER 98 ECS 754
Endosulfan sulfate	0.02/1/2	3+1+2	89	21	ER 98 ECS 754
Sugar beet leaves with head					
α -endosulfan	0.02/0.5/5	1+1+1	82	6	ER 98 ECS 746
β -endosulfan	0.02/0.5/5	1+1+1	82	6	ER 98 ECS 746
Endosulfan sulfate	0.02/0.5/5	1+1+1	92	8	ER 98 ECS 746
Sugar beet roots					
α -endosulfan	0.02	2	114	5	ER 98 ECS 746
β -endosulfan	0.02	2	107	11	ER 98 ECS 746
Endosulfan sulfate	0.02	2	105	15	ER 98 ECS 746

Method DGM F01/97-1 (Haines B.K 2001) is a modification of method DGM F01/97-0 for which validation data was provided in the previously summarised reports. Both are derived from the multiresidue method MRM-1. The main difference with method DGM F01/97-0 is that a single extraction step is performed employing a mixture of acetone/dichloromethane/petroleum ether (1/1/1). Some validation data for various matrices were reported in the previously summarised reports in which these modifications were already introduced. Quantitation was performed by GCD/ECD. For each matrix type, five replicates fortified at the LOQ and five replicates fortified at $10 \times$ LOQ were analysed. Two blank samples were also analysed for each matrix. Endosulfan was successfully validated in lettuce and oranges.

Table 22. Recoveries and RSD at 0.02 and 1 mg/kg for endosulfan α , β and sulfate in lettuce, orange and milk.

Analyte	Fortification Level (mg/kg)	Mean Recovery (%)	RSD(%)	Mean Recovery (%)	RSD(%)	N
Lettuce						
		Set #1		Set #2		
α -endosulfan	0.02	122	7.47	101	4.47	5
	0.2	81.2	7.17	98.1	10.9	5
β -endosulfan	0.02	102	6.15	108	4.62	5
	0.2	75.2	7.97	108	11.8	5
Endosulfan sulfate	0.02	99.1	4.22	99.6	6.88	5
	0.2	80.7	8.99	110	14.8	5
Orange						
		Set #1		Set #2		
α -endosulfan	0.02	105	9.97	NA	NA	5
	0.2	87.4	6.58	NA	NA	5
β -endosulfan	0.02	116	6.95	NA	NA	5
	0.2	94.8	7.39	NA	NA	5
Endosulfan sulfate	0.02	92.2	4.99	NA	NA	5
	0.2	90.7	7.68	NA	NA	5

Analyte	Fortification Level (mg/kg)	Mean Recovery (%)	RSD(%)	Mean Recovery (%)	RSD(%)	N
Milk						
		Set #1		Set # 2		
α -endosulfan	0.02	101	4.28	NA	NA	5
	0.2	96.2	2.94	NA	NA	5
β -endosulfan	0.02	112	4.77	NA	NA	5
	0.2	103	3.44	NA	NA	5
Endosulfan sulfate	0.02	102	5.13	NA	NA	5
	0.2	101	3.53	NA	NA	5

The method was developed by Wrede (2002). Residues of α -endosulfan, β -endosulfan and endosulfan sulfate were extracted with cyclohexane/ethyl acetate (1:1, v/v) from the different matrices. After different clean-up steps, e.g. GPC and silica gel column, analytes were determined by GC-MSD. The LOQ was 0.02 mg/kg in cotton bolls, lint and seed for each analyte. Apparent levels in controls were < 30% of the LOQ. The specificity of the method was demonstrated by a confirmatory technique using GC-MS.

Table 23. Recoveries in cotton matrices.

Analyte	Matrix	Fortification Level (mg/kg)	Mean Recovery%	SD (a)%	RSD (a)%	n	Overall Mean recovery, SD/RSD
α -endosulfan (AE F052618)	Bolls	0.02	69	15	22	9	68
		0.20	60	6	9	5	13/19
		1.0	81	3	3	2	
	Lint	0.02	81	9	11	7	80
		0.20	79	5	6	5	7/9
	Seed	0.02	81	19	23	9	75
0.20		65	3	5	6	17/22	
β -endosulfan (AE F052619)	Bolls	0.02	80	12	15	9	79
		0.20	72	9	13	5	12/15
		1.0	93	1	2	2	
	Lint	0.02	90	8	9	7	90
		0.20	89	7	8	5	7/8
	Seed	0.02	81	10	13	9	83
0.20		86	13	15	6	11/14	
Endosulfan sulfate (AE F051327)	Bolls	0.02	93	11	11	9	89
		0.20	82	10	13	5	11/12
		1.0	87	8	10	2	
	Lint	0.02	99	17	17	7	98
		0.20	96	9	10	5	14/14
	Seed	0.02	97	14	15	9	95
0.20		93	12	13	6	13/14	

a) RSD = SD/Mean Recovery x 100%

Animal matrices

The report by Huff and Winkler (1997) describes the validation of an optimised analytical method for the determination of endosulfan (alpha, beta and sulfate) residues in animal tissues, eggs (whites and yolks) and dairy matrices based on methodologies described in the FDA Pesticide Analytical Manual. The report validates the method by determining endosulfan (alpha, beta and sulfate) in animal tissues, eggs (whites and yolks) and dairy matrices treated with ^{14}C -endosulfan, and additionally establishes a GC/MSD confirmatory procedure for determining endosulfan (alpha, beta and sulfate) residues in animal tissues, egg (whites and yolks) and dairy matrices.

Samples of animal tissues (except liver) were blended with 75:25 petroleum ether/acetone, sodium sulfate, and Celite and then filtered. The evaporated sample was then dissolved in petroleum ether and partitioned with acetonitrile (ACN). The ACN was combined with water and saturated NaCl and partitioned against petroleum ether. The sample was evaporated to dryness, then dissolved in hexane and loaded onto a Florisil SPE column. The eluate was analysed by GC/ECD.

Samples of liver were treated the same way except that the aqueous ACN/brine was partitioned with petroleum ether.

Milk and egg white samples were treated with ethanol and potassium oxalate and extracted with diethyl ether and petroleum ether. The top layer was removed, washed and then passed over sodium sulphate prior to evaporation to dryness and further purified with a Florisil SPE column.

Egg yolk samples were blended with 75:25 petroleum ether/acetone, sodium sulfate and Celite, then filtered. The filtrate was evaporated, dissolved in petroleum ether and passed over alumina-N. The alumina-N eluate was partitioned with can and then petroleum ether. The sample was evaporated, dissolved in hexane and loaded onto a Florisil SPE column.

The mean and standard deviations for method validation recovery results are shown in the tables. The method is reliable and reproducible for the determination of endosulfan residues in beef muscle, liver, heart, kidney, fat and poultry liver, muscle and fat, milk egg whites and egg yolks.

Table 24. Mean recoveries and standard deviation in animal matrices.

Matrix	Mean Recovery and Standard Deviation ¹		
	Alpha endosulfan	Beta endosulfan	Endosulfan sulfate
Method Validation Results			
Beef Muscle	83% ± 3.0% (n=15)	82% ± 3.2% (n=15)	87% ± 3.4% (n=15)
Beef Liver	87% ± 7.6% (n=15)	85% ± 7.5% (n=15)	88% ± 5.5% (n=15)
Beef Fat	84% ± 7.2% (n=15)	87% ± 4.5% (n=15)	94% ± 3.2% (n=15)
Milk	80% ± 10% (n=15)	86% ± 11% (n=15)	85% ± 11% (n=15)
Egg Whites	78% ± 4.9% (n=15)	86% ± 6.9% (n=15)	85% ± 8.9% (n=15)
Egg Yolks	80% ± 5.7% (n=15)	81% ± 5.8% (n=15)	86% ± 6.4% (n=15)
¹⁴C Method Validation Results			
Beef Muscle	77% ± 6.5% (n=6)	82% ± 6.2% (n=6)	81% ± 5.9% (n=6)
Beef Liver	76% ± 6.0% (n=6)	83% ± 2.0% (n=6)	89% ± 4.3% (n=6)
Beef Heart	80% ± 7.8% (n=6)	86% ± 2.6% (n=6)	81% ± 3.7% (n=6)
Beef Kidney	86% ± 7.2% (n=6)	86% ± 8.4% (n=6)	87% ± 6.4% (n=6)
Renal fat	63% ± 23% (n=6)	94% ± 7.2% (n=6)	89% ± 9.8% (n=6)
Omental Fat	72% ± 8.2% (n=6)	75% ± 4.5% (n=6)	73% ± 5.3% (n=6)
Poultry Liver	98% ± 18% (n=6)	96% ± 14% (n=6)	100% ± 11% (n=6)
Poultry Muscle	94% ± 4.3% (n=6)	91% ± 1.9% (n=6)	90% ± 2.9% (n=6)
Poultry Fat	52% ± 26% (n=6)	66% ± 19% (n=6)	80% ± 8.8% (n=6)
Milk	77% ± 1.6% (n=6)	81% ± 3.1% (n=6)	84% ± 5.4% (n=6)
Egg Whites	88% ± 7.9% (n=6)	88% ± 3.1% (n=6)	88% ± 3.0% (n=6)
Egg Yolks	76% ± 3.3% (n=6)	76% ± 3.7% (n=6)	76% ± 3.6% (n=6)

1: For Method Validation there were 5 fortifications at 0.025 ppm, 5 at 0.25 ppm and 5 at 0.70 ppm; for ¹⁴C Method Validation there were 3 fortifications at 0.025 ppm and 3 fortifications at 0.70 ppm, except for egg yolk, where there were 2 fortifications at 0.025 ppm and 3 fortifications at 0.70 ppm.

The method completely accounted for all incurred endosulfan derived residues in animal tissues, eggs (whites and yolks) and dairy matrices with the minor exception of poultry liver.

Table 25. Recoveries of endosulfan sulfate in animal matrices and alpha and beta endosulfan in poultry fat and egg yolks.

Matrix	EN-CAS ID#	ppm Expected			% Recovery of Expected ¹⁴ C Residue		
		Alpha	Beta	Sulfate	Alpha	Beta	Sulfate
Beef Muscle	EN8169A	< 0.025	< 0.025	0.026	--	--	112
	EN8169B	< 0.025	< 0.025	0.026	--	--	85
Beef Liver	EN8170A	< 0.025	< 0.025	0.0969	--	--	76
	EN8170B	< 0.025	< 0.025	0.969	--	--	79
Beef Heart	EN8172A	< 0.025	< 0.025	< 0.025	--	--	174 ^a
	EN8172B	< 0.025	< 0.025	< 0.025	--	--	191 ^a
Beef Kidney	EN8173A	< 0.025	< 0.025	0.065	--	--	122
	EN8173B	< 0.025	< 0.025	0.065	--	--	98
Renal Fat	EN8174A	< 0.025	< 0.025	0.704	--	--	138
	EN8174B	< 0.025	< 0.025	0.704	--	--	138

Matrix	EN-CAS ID#	ppm Expected			% Recovery of Expected ¹⁴ C Residue		
		Alpha	Beta	Sulfate	Alpha	Beta	Sulfate
Omental Fat	EN8175A	< 0.025	< 0.025	1.049	--	--	119
	EN8175B	< 0.025	< 0.025	1.049	--	--	129
Poultry Liver	EO6586A	< 0.025	< 0.025	0.213	--	--	41
	EO6586B	< 0.025	< 0.025	0.213	--	--	32
Poultry Muscle	EN8179A	< 0.025	< 0.025	< 0.025	--	--	--
	EN8179B	< 0.025	< 0.025	< 0.025	--	--	--
Poultry Fat	EN8180A	0.137	0.076	0.637	105	93	98
	EN8180B	0.137	0.076	0.637	114	95	102
Milk	EO5090A	< 0.025	< 0.025	0.130	--	--	151
	EO5090B	< 0.025	< 0.025	0.130	--	--	80
Egg Whites	EN8176A	< 0.025	< 0.025	< 0.025	--	--	--
	EN8176B	< 0.025	< 0.025	< 0.025	--	--	--
Egg Yolks	EN8177A	0.040	< 0.025	0.396	98	--	116
	EN8177B	0.040	< 0.025	0.396	108	--	79

a. Percent recovery elevated due to samples being quantitated below screening level.

Soil

The endosulfan and the metabolite endosulfan-sulfate were extracted from the soil with acetone. After dilution with brine and clean-up by liquid-liquid partition with dichloromethane and a silica gel column, determination was carried out by GC/ECD.

Table 26. Recovery values determined for residues of Endosulfan in soil.

Analyte	Fortification Level (mg/kg)	Recoveries (mg/kg)	Recoveries (%)	RSD ¹ (%)	LOD (mg/kg)	LOQ (mg/kg)
Soil DEU89 I 71721						
AE F052618 (alpha endosulfan)	UTC	0.0001		201		
	0.01	0.0091	90.3	16.7	0.004	0.01
	1.0	0.895	89.5	15.9		
AE F052619 (beta endosulfan)	UTC	0.0006		183		
	0.01	0.0099	93.4	19.7	0.006	0.01
	1.0	0.870	87.0	15.0		
AE F051327 (Endosulfan sulfate)	UTC	0.0001		332		
	0.01	0.010	99.8	19.1	0.005	0.01
	1.0	0.857	85.7	17.0		
Soil DEU89 I 71741						
AE F052618 (alpha endosulfan)	UTC	0.0004		142		
	0.01	0.080	75.8	12.3	0.004	0.01
	1.0	0.784	78.4	14.1		
AE F052619 (beta endosulfan)	UTC	0.0005		156		
	0.01	0.0083	78.6	11.9	0.004	0.01
	1.0	0.777	77.7	20.1		
AE F051327 (Endosulfan sulfate)	UTC	0.0003		195		
	0.01	0.0085	81.7	10.7	0.004	0.01
	1.0	0.757	75.6	21.1		

Specific methods

Hong Li (1999) used the method XAM-53 described in the report for storage stability for endosulfan on sugar beet leaves for the determination of endosulfan alpha, beta, sulfate, lactone and diol residues in wheat grain, forage and straw, and sugar beet roots and tops. Residues were extracted from crops partitioned with hexane and the organic phase dried with sodium sulfate and concentrated. The sample is cleaned up using a silica gel SPE conditioned with hexane. Alpha and beta endosulfan, endosulfan sulfate and lactone were analysed by GC/ECD. The diol was derivatised with N-methyl-N-trimethylsilyl-trifluoroacetamide and analysed using GC/ECD. The LOQ was 0.05 mg/kg. The

method validation showed recoveries in sugarbeet leaves of 79, 78 and 79% for endosulfan lactone spiked at 0.05 mg/kg, and of 77, 81 and 74% for endosulfan diol spiked at 0.05 mg/kg.

Gardner and Snowdon (1995) used extraction by acetone followed by partitioning with dichloromethane. After purification on silica solid phase the determination was by gas chromatography with electron capture detection. The recovery on melon (peel and pulp) and grapes was above 90% for alpha, beta and sulfate endosulfan.

Idstein *et al.* (1995) used extraction by acetone/water following by partitioning with dichloromethane. Final quantification was done by GC/ECD. The LOQ was 0.01 mg/kg. The recoveries obtained with alpha, beta endosulfan and endosulfan sulfate on potatoes were 74, 81 and 84% respectively at the 0.01 mg/kg fortification level.

Werner *et al.* (1987) investigated the analysis of endosulfan-diol and endosulfan-lactone in soil, water and urine and endosulfan and endosulfan-sulfate in soil, water, urine and plant material. Samples were extracted, cleaned up and then analysed for α and β endosulfan and endosulfan sulfate with GC/ECD. In the case of endosulfan-diol the cleaned final extract was derivatised (silylated) before being quantified. This method was validated in Seefeld (1990).

Stability of pesticide residues in stored analytical samples

The deep freeze stability (Winkler, 1997, 1998b) of endosulfan (alpha, beta and the sulfate) on raw agricultural commodities (RACs) and processed commodities (PCs) were investigated when stored frozen for 18 months. Control samples were fortified at 0.25 mg/kg with endosulfan (alpha, beta and the sulfate) and stored at approximately -10°C . Unfortified control samples were stored frozen under the same conditions and one unfortified control and two freshly fortified controls were analysed concurrently with stored fortification samples at each analysis interval to determine procedural recovery. The method in FDA Pesticide Analytical Manual (PAM) (Volume 1, Sections 302, 303 and 304, 1994 Edition) was used for the analyses.

Endosulfan was stable for 18 months in RAC matrices (grape, potato, tomato, cantaloupe and lettuce) and PC matrices (grape juice, potato flakes, potato flakes, potato wet peel, tomato paste and tomato puree), and for at least 12 months in grape raisin. The recovery ranges for the stored fortifications are shown in the following tables for the average fresh fortification recovery.

Table 27. Summary of endosulfan stored fortification results in crop RAC and in crop PC.

Storage Months	Matrix	Alpha	Beta	Sulfate	Matrix	Alpha	Beta	Sulfate
3	Grape	89, 97	94, 102	91, 97	Grape	105, 113	111, 118	110, 118
6		87, 91	88, 91	89, 94	Raisin	100, 113	107, 120	107, 119
9		89, 90	92, 91	92, 92		98, 100	99, 94	108, 98
12		92, 88	75, 70	94, 87		92, 99	68, 68	94, 93
18		93, 91	100, 93	102, 94		NA	NA	NA
3	Potato	91, 90	98, 102	89, 92	Potato	78, 81	84, 88	87, 91
6		96, 89	97, 91	99, 91	Flakes	83, 86	93, 98	93, 103
9		77, 84	81, 88	80, 85		82, 86	60, 63	92, 94
12		94, 93	96, 94	95, 93		84, 87	91, 93	101, 102
18		54, 57	59, 61	62, 63		68, 69	75, 74	80, 80
3	Tomato	90, 95	93, 97	89, 92	Tomato	94, 91	100, 99	92, 93
6		90, 102	91, 102	92, 104	Paste	88, 90	94, 96	97, 98
9		93, 93	95, 95	96, 95		85, 86	90, 93	90, 92
12		100, 98	103, 101	107, 103		77, 76	64, 58	82, 77
18		79, 88	81, 91	80, 95		95, 102	97, 106	99, 108
3	Cantaloupe	87, 87	91, 92	88, 87	Potato	99, 92	96, 88	98, 85
6		91, 94	92, 91	92, 92	Wet Peel	90, 93	87, 89	91, 96
9		91, 98	91, 85	93, 86		72, 67	76, 81	75, 79
12		94, 98	95, 100	95, 99		92, 92	71, 70	90, 89
18		81, 102	81, 103	78, 98		97, 112	97, 117	109, 92

Storage Months	Matrix	Alpha	Beta	Sulfate	Matrix	Alpha	Beta	Sulfate
3	Lettuce	93, 94	98, 97	94, 92	Tomato	100, 98	100, 95	100, 96
6		89, 90	88, 87	92, 91	Puree			
9		80, 81	83, 82	86, 83		82, 87	95, 103	93, 98
12		87, 87	90, 90	93, 94		89, 91	65, 67	85, 86
18		86, 104	86, 109	84, 112		81, 105	85, 113	81, 114
3	Grape Juice	97,95	100, 101	104, 102				
6		98, 81	103, 102	107, 105				
9		90, 98	76, 78	102, 103				
12		92, 89	92, 98	96, 99				
18		79, 88	81, 91	80, 95				

Control samples were fortified at 0.50 mg/kg with endosulfan lactone or endosulfan diol, (Diot and Kieken, 2004) and stored at about -18°C. Unfortified control samples were stored frozen under the same conditions and one unfortified control and two freshly fortified controls were analysed concurrently with stored fortification samples at each analysis interval to determine procedural recovery. The method of analysis used was XAM-53; the LOQ for both endosulfan lactone and endosulfan diol is 0.05 mg/kg.

Apparent residues of endosulfan lactone and endosulfan diol in stored control sugar beet leaves samples were below 10% of the spiking level in spiked samples. Stored samples spiked with endosulfan lactone were stable for 18 months, but then showed a decrease of 33% over the final 6 months of the 2 year storage period. Endosulfan diol was stable for 24 months in sugar beet leaves.

Table 28. Endosulfan stored fortification results in sugar beet leaves.

Storage Interval (Days)	Mean Recovery, %	Mean Concurrent Recovery, %	Mean Recovery, %	Mean Concurrent Recovery, %
	endosulfan lactone		endosulfan diol	
0	74	87	80	81
91	68	77	80	80
174	74	86	110	111
287	80	103	94	96
365	62	87	90	95
553	62	92	94	94
749	48	80	64	76

Samples of beetroot, lemons and leafy lettuce were analysed after six months of storage (Bodnaruk 2001). The analysis was conducted by extraction with acetone following by partition with dichloromethane; no further clean up was conducted.

The results are including in the following table.

Table 29. Endosulfan stability during 6 months of storage at -20°C.

Storage Months	Matrix	Alpha mg/kg	Beta mg/kg	Sulfate mg/kg	total mg/kg	% degradation
0	Leafy lettuce	1.60	1.50	0.31	3.40	
6		1.50	1.20	0.28	3.00	-13
0		0.34	0.39	0.33	1.00	
6		0.42	0.39	0.36	1.20	+20
0		0.15	0.14	0.19	0.48	
6		0.14	0.12	0.19	0.45	-6
0	Lemons	0.10	0.14	0.012	0.25	
6		0.11	0.15	0.01	0.27	+8
0		0.049	0.10	0.008	0.16	
6		0.059	0.13	0.006	0.20	+24
0	Lemons	0.052	0.12	0.007	0.17	
6		0.052	0.12	0.007	0.18	+6

Storage Months	Matrix	Alpha mg/kg	Beta mg/kg	Sulfate mg/kg	total mg/kg	% degradation
0	Beetroot	0.18	0.11	0.10	0.39	
6		0.53	0.30	0.15	0.98	+125
0		0.10	0.11	0.11	0.32	
6		0.084	0.082	0.026	0.25	-21
0		0.062	0.063	0.075	0.20	
6		0.051	0.062	0.085	0.20	0

Stability of pesticide residues in stored analytical samples (animal tissue)

Control samples were fortified at 0.25 mg/kg with endosulfan (alpha, beta and sulfate) and stored at < 10°C (Winkler, 1998a). Unfortified control samples were stored frozen under the same conditions and one unfortified control and two freshly fortified controls were analysed concurrently with stored fortification samples at each analysis interval to determine procedural recovery. Recovery results were corrected for the average recovery of the corresponding fresh fortification samples. The analytical method used was derived from PAM 1, Sections 303/304 (see A57847).

The analysis results indicated that endosulfan was stable for 12 months in animal tissues (beef muscle and liver), egg (whites and yolks) and milk. The overall fresh procedural recoveries for all matrices ranged from 63% to 104% for endosulfan (alpha, beta and sulfate), with the exception of 4 recoveries, ranging from 52% to 59%, shown as outliers. The recovery ranges for the stored fortifications are shown in the following tables for the average fresh fortification recovery.

Table 30. Endosulfan stored fortification results in animal tissues.

Matrix	Storage Interval (Months)	% Recovery Range for Stored Fortifications (Uncorrected)		
		Alpha	Beta	Sulfate
Beef Muscle	3	86, 82	88, 82	89, 82
	6	87, 82	86, 79	90, 82
	9	77, 76	81, 81	84, 84
	12	82, 95	87, 101	86, 101
Beef Liver	3	76, 75	75, 74	75, 73
	6	70, 69	71, 73	69, 72
	9	59, 57	75, 74	83, 82
	12	82, 81	94, 90	118, 111
Egg Whites	3	76, 79	78, 81	83, 84
	6	66, 66	71, 70	84, 81
	9	67, 68	74, 74	80, 82
	12	61, 70	62, 70	78, 83
Egg Yolks	3	82, 74	84, 77	64, 74
	6	78, 78	83, 84	83, 84
	9	72, 83	73, 83	67, 75
	12	72, 63	64, 50	76, 58
Milk	3	83, 73	83, 81	80, 74
	6	86, 83	87, 86	86, 85
	9	75, 74	77, 76	76, 75
	12	98, 104	103, 114	104, 115

USE PATTERN

Information on registered uses made available to the meeting is shown in Table 31.

Table 31. Registered uses of endosulfan on crops.

Crop	Country	Formulation		Application				PHI day
		Type	Conc	Method	Rate g/hL	Water L/ha	Rate kg ai/ha	
Apple	Australia	EC	350 g/L	Spray	66.5		NS	28
Apple	Canada	WP	50%				0.65	15
Apple	Canada, BC	WP	50%			4333- 4500	0.75-1.12	15
Apple	Canada, E.	WP	50%			4500 to NS	2.25-3.38	15
Apple	Central America	EC	350 g/L				0.7	21
Apple	Chile	EC	320 g/L		3.2 to 9.6	1500- 2000		25
Apple	Chile	EC	320 g/L		12..8-16	2000- 2500		25
Apple	Chile	EC	320 g/L		19 to 25	2000- 2500		25
Apple	Chile	WP	48.25%		75-96			NS
Apple	China	EC	350 g/L			1500- 2000		NS
Apple	Japan	WP	48%	Spray	0.03%	NS		30
Apple	Japan	EC	30%	Spray	0.03-0.04%	NS		30
Apple	Japan	EC	30%	Dip	0.006%	NS		120
Apple	Namibia	SC	475 g/L	Spray		300 to 3500	1.18-1.66	14
Apple	S. Arabia	EC	350 g/L	Spray	35-52.5	NS		28
Apple	S. Africa	SC	475 g/L	Spray		300 to 3500	1.18-1.66	14
Apple	USA, exc CA	EC	360 g/L	Spray		4675 to NS	0.55- 2.80	21
Apple	USA, exc CA	WSB	50%	Spray		4675 (air 187)	2.80	21
Apple	USA-CA	EC WSB	360 g/L 50%	Spray		4675 (air 187)	0.55- 2.80	30
Apple	Zimbabwe	SC	47.5%	Spray	23-368	NS		14
Apple, Custard	Australia	EC	350 g/L	Spray	52.5-70		NS	7
Avocados	Australia	EC	350 g/L	Spray		52.5-70	0.735	14
Bananas	Australia	EC	350 g/L	Spray		52.5		14
Bean	Angola	SC	475 g/L	Spray		NS	0.36-0.72	NS
Bean, common, adzuki, faba, mung.	Australia	EC	350 g/L	Spray		50 to NS	0.17-0.35	NR
Bean	Canada	EC	400 g/L	Spray		NS	0.6-1.0	2
Beans	Central America	EC	350 g/L	Spray		NS	0.5-0.7	4
Bean	Chile	EC	320 g/L	Spray		400 to NS	0.24-0.4	14
Bean, broad	Chile	WP	48.2%	Spray		NS	0.48-0.72	7
Bean, French	Chile	WP	48.2%	Spray		NS	0.48-0.72	7
Bean	Japan	EC	30%	Spray	0.1-0.25%	NS		14
Bean	Myanmar	EC	350 g/L	Spray		233-420	0.44- 0.67	14
Bean, incl kidney	Namibia	SC	475 g/L	Spray		30 (air) to NS	0.75 to 1.5	2
Bean, kidney	Peru	EC	355 g/L	Spray	88.5	NS		21
Beans, incl kidney beans	South Africa	SC	475 g/L	Spray		30 to NS	0.35-0.72	2
Beans,	South Africa	SC	475 g/L	Spray		30 to NS	0.35-0.72	NS
Bean	USA, exc CA	EC	360 g/L	Spray		93(air 185)	0.56-1.12	3
Bean	USA, exc CA	WSB	50%	Spray		93.5 (air 9.31)	1.12- 2.24	3
Bean	USA-CA	EC	360 g/L	Spray		93.5 (air 9.31)	0.56-1.12	3
Bean	USA-CA	WSB	50%	Spray		93.5 (air 9.31)	1.12-2.24	3
Bean	Zimbabwe	EC	35%	Spray		200	0.49	2
Bean	Zimbabwe	SC	47.5%	Spray		1000	0.57	2
beetroot	Australia	EC	350 g/L	Spray	66.5		0.735	14
Brassicas	N. Zealand	EC	350 g/L	Spray		NS	0.70	14
Broccoli	Australia	EC	350 g/L	Spray	66.5		0.73	7
Broccoli	Canada	EC	400 g/L	Spray		NS	0.6-0.8	7
Broccoli	Canada	WP	50%	Spray		1000 to NS	0.5-0.88	7

Crop	Country	Formulation		Application				PHI day
		Type	Conc	Method	Rate g/hL	Water L/ha	Rate kg ai/ha	
Broccoli	Central America	EC	350 g/L	Spray		NS	0.52-0.7	7
Broccoli	USA, exc CA	EC	360 g/L	Spray		93 (air 186)	0.83-1.12	7
Broccoli	USA, exc CA	WSB	50%	Spray		93 (air 9.3)	0.84-1.1	7
Broccoli	USA-CA	EC	360 g/L	Spray		93 (air 9.3)	1.33 qt/A	7
Broccoli	USA-CA	WSB	50%	Spray		93 (air 9.3)	0.84-1.12	7
Br. Sprts	Canada	EC	400 g/L	Spray		NS	0.52-0.7	7
Br. Sprts	Central America	EC	350 g/L	Spray		NS	0.52-0.7	7
Br. Sprts	Namibia	SC	475 g/L	Spray		30 to NS	0.47	7
Br. Sprts	South Africa	SC	475 g/L	Spray		30 to NS	0.47	7
Br. Sprts	USA, exc CA	EC	360 g/L	Spray		93 (air 186)	0.72- 1.12	14
Br. Sprts	USA, exc CA and USA-CA	WSB	50%	Spray		93 (air 9.3)	1.65-2.2	14
Br. Sprts	USA-CA	EC	360 g/L	Spray		93(air 9.3) to NS	1.12	14
Cabbage	Australia	EC	350 g/L	Spray	66.5		0.735	7
Cabbage	Canada	EC	400 g/L	Spray		NS	0.6-0.8	7
Cabbage	Canada	WP	50%	Spray		1000 to NS	0.5-0.88	7
Cabbage	Central America	EC	350 g/L	Spray		NS	0.52-0.7	7
Cabbage	Chile	WP	48.2%	Spray		NS	0.5-0.72	NS
Cabbage	Japan	EC	30%	Spray	0.03-0.06%	NS		7
Cabbage, Chinese	Japan	EC	30%	Spray	0.03-0.06%	NS		30
Cabbage	Japan	EC	35%	Spray	0.03-0.07%	NS		7
Cabbage	N.Zealand	EC	350 g/L	Spray		NS	0.42-0.7	14
Cabbage	Turkey	EC	360 g/L	Spray		NS	0.72	14
Cabbage	USA, exc CA	EC WSB	360 g/L 50%	Spray Spray		93 (air 9.3)	0.82-1.12	7
Cabbage	USA-CA	EC WSB	360 g/L 50%	Spray Spray		93 (air 9.3)	0.82-1.12	7
Cauliflower	Australia	EC	350 g/L	Spray	66.5		0.735	7
Cauliflower	Canada	EC	400 g/L	Spray		NS to NS	0.6-0.8	7
Cauliflower	Canada	WP	50%	Spray		1000 to NS	0.5-0.87	7
Cauliflower	Central America	EC	350 g/L	Spray		NS	0.42-0.7	7
Cauliflower	Japan	EC	35%	Spray	0.03-0.07%	NS		7
Cauliflower	N Zealand	EC	350 g/L	Spray		NS	0.42-0.7	14
Cauliflower	USA, exc CA	EC	360	Spray		93 (air 186) to NS	0.83-1.120	14
Cauliflower	USA, exc CA	WSB	50%	Spray		93 (air 9.3)	0.82-1.12	14
Cauliflower	USA-CA	EC WSB	360 50%	Spray Spray		93 (air 9.3)	1.33 qt/A 0.82-1.12	14
Carrots	Australia	EC	350 g/L	Spray	66.5			14
Cashew	Australia	EC	350 g/L	Spray	70			14
Celery	Australia	EC	350 g/L	Spray	66.5			7
Celery	Canada	EC	400 g/L	Spray		NS	0.8	14
Celery	Canada	WP	50%	Spray		NS	0.875	14
Celery	Central America*	EC	350 g/L	Spray		NS	0.52-0.70	4
Celery	USA, exc CA	EC WSB	360 g/L 50%	Spray Spray		93 (air 187) to NS	0.56-1.12	4
Celery	USA, exc CA	EC WSB	360 g/L 50%	Spray		93 (air 187) to NS	0.56	7
Celery	USA-CA	EC WSB	360 g/L 50%	Spray		93 (air 9.3)	0.56-1.12	4
Celery	USA-CA	EC WSB	360 g/L 50%	Spray		93 (air 9.3)	0.66 qt/A 0.56	7
Cereals	Australia	EC	350 g/L	Spray			0.17-035	NR
Chayote	Australia	EC	350 g/L		66.5-70		0.735	3
Cherry	Canada, E/W	WP	50%	Spray		4333- 4500	1.62-2.25	15
Cherry	Chile	WP	48.2%	Spray	70-96	NS		NS
Cherry	Japan	EC	35%	Spray	0.04-0.07%	NS	0.43-0.7	GS

Crop	Country	Formulation		Application				PHI day
		Type	Conc	Method	Rate g/hL	Water L/ha	Rate kg ai/ha	
Cherry	Namibia	SC	475 g/L	Spray		300 to 3500	1.18-1.66	14
Cherry	S. Africa	SC	475 g/L	Spray		300 to 3500	1.18-1.66	14
Cherry	USA, exc CA	EC	360 g/L	Spray		2500-3115	2.24-2.76	21
Cherry	USA, exc CA	EC	360 g/L	Spray	120	NS		NS
Cherry	USA, exc CA	WSB	50%	Spray		NS	2.24-2.75	21
Cherry	USA, exc CA	WSB	50%	Spray	32	NS		21
Cherry	USA-CA	EC	360	Spray		3812 (air 187)	2.24-2.76	21
Cherry	USA-CA	WSB	50%	Spray		3812 -4676 (air 187)	2.24-2.75	21
Cherry	USA, exc CA	WSB	50%	dip	600	NS		GS
Cherry	USA-CA	EC	360	dip	600	NS		GS
Cherry	USA-CA	WSB	50%	dip	600	NS		GS
Citrus	Angola	SC	475 g/L	Spray	47-107	NS		NS
Citrus	Australia	EC	350 g/L	Spray	3.5-10.5	NS		3
Citrus (thrips)	Central America	EC	350 g/L	Spray	35-70	NS		NS
Citrus	Central America	EC	350 g/L	Spray	35-52	NS		NS
Citrus	Chile	WP	48.2%	Spray	72-96.5	NS		NS
Citrus	Morocco	EC	330 g/L	Spray	57	NS		30
Citrus	Morocco	CS	330 g/L	Spray	57	NS		NS
Citrus	Mozambique	SC	47.5%	Spray	1-107	NS		NS
Citrus	S. Arabia	EC	350 g/L	Spray	35-52	NS		NS
Citrus	S. Africa	SC	475 g/L	Spray	47-107	NS		NS
Citrus, no bearing	USA, exc CA USA-CA	EC	360	Spray		4676 to NS (air 9.31)	2.76	>12 mo
Citrus, no bearing	USA, exc CA USA-CA	WP WSB	50% 50%	Spray Spray		NS 4676	2.5 1.26	>12 mo >12 mo
Cocoa	Brazil	EC	350 g/L	Spray		400 to 600	0.35-0.52	30
Cocoa	Cameroon	EC	350 g/L	Spray		NS	0.26	28
Cocoa	Ivory Coast	EC/CS	280 g/L	Spray		40 to NS	0.21/0.24	NS
Cocoa	Ivory Coast	EC	500 g/L	Spray		40 to NS	0.25	4
Cocoa	Malaysia	EC	33%	Spray		NS	0.15	28
Cocoa	Nigeria	EC	280 g/L	Spray		NS	0.21	NS
Coffee	Brazil	EC	350 g/L	Spray		100 to 250	0.52-0.70	70
Coffee	Cameroon	EC	350 g/L	Spray		NS	0.52	28
Coffee	Central America	EC	350 g/L	Spray		200 to 600	0.52-0.70	21
Coffee	Cuba	EC	350 g/L	soil		NS	0.52-.61	30
Coffee	Cuba	EC	482g/kg	Spray		NS	0.48-0.72	NS
Coffee	Ecuador	EC	350 g/L	Spray		NS	0.63-0.70	14
Coffee	Namibia	SC	475 g/L	Spray	47.5	30 to NS		14
Coffee	Peru	EC	355 g/L	Spray	105	NS		21
Coffee	S. Africa	SC	475 g/L	Spray	47.5	30 to NS		14
Coffee	Sudan	EC	500 g/L	Spray	NS	NS		NS
Coffee	Thailand	EC	350 g/L	Spray	70- 87.5	NS		7 to 14
Coffee	Zimbabwe	EC/ /SC	35,35 47,5%	Spray	245	NS		21
Cotton	Angola	SC	475 g/L	Spray		NS	0.24-0.83	NS
Cotton	Australia	EC	350 g/L	Spray		NS	0.73	56
Cotton	Benin	EC	330 g/L	Spray		10	0.66	NS
Cotton	Brazil	EC	350 g/L	Spray		100 to 250	0.35-0.875	30
Cotton	Burkina	EC	350 g/L	Spray		10	0.35	NS
Cotton	Central America	EC	350 g/L	Spray		NS	0.52-0.70	0
Cotton	China	EC	350 g/L	Spray		NS	0.052-0.084	NS
Cotton	Greece, Cyprus	WP	470 g/kg	Spray	71-94	NS		60
Cotton	Ecuador	CE	350 g/L	Spray		NS	0.35-0.875	14
Cotton	Ethiopia	ULV	250 g/L	Spray		NS	0.625-0.75	7 to 14
Cotton	Ethiopia	EC	350 g/L	Spray		20 to 300	0.70-0.78	7 to 14
Cotton	India	NS	29.7%	Spray		NS		NS
Cotton	Iran	EC	350 g/L	Spray		NS	1.05	15

Crop	Country	Formulation		Application				PHI day
		Type	Conc	Method	Rate g/hL	Water L/ha	Rate kg ai/ha	
Cotton	Ivory Coast	CS	330 g/L	Spray		NS	0.66	NS
Cotton	Madagascar	EC	352 g/L	Spray		NS	0.85	21
Cotton	Mali	EC	500 g/L	Spray		10	0.50	NS
Cotton	Morocco	EC/CS	330 g/L	Spray		NS	0.66	30
Cotton	Mozambique	SC	47.5%	soil		NS	0.04-0.71	NS
Cotton	Myanmar	EC	350 g/L	Spray		233—420	0.52-0.7	14
Cotton	Namibia	SC	475 g/L	Spray		280 to NS	0.24-0.83	35
Cotton	Namibia	SC	475 g/L	air		280 to NS	0.47-0.71	35
Cotton	Pakistan	EC	320 g/L	Spray		NS	0.4	3
Cotton	Pakistan	EC	352 g/L	Spray		NS	0.7-1	NS
Cotton	Peru	EC	355 g/L	Spray	88	NS		21
Cotton	South Africa	EC	352 g/L	Spray		NS	0.85	21
Cotton	South Africa	SC	475 g/L	Spray		30 to NS	0.24-0.83	35
Cotton	South Africa	SC	475 g/L	Air		30 to NS	0.47-0.71	35
Cotton	Southern EU	SC	330 g/L	Spray	0.1%	700-1000		21
Cotton	Spain	EC	350 g/L	Spray	0.15 -0.3%	NS		21
Cotton	Spain	EC	350 g/L	Spray	52-70	NS		21
Cotton	Sudan	EC	500 g/L	Spray		NS	0.90	28
Cotton	Sudan	ULV	500 g/L	Spray		NS	0.84	NS
Cotton	Sudan	EC	50%	G, A		NS	0.90	NS
Cotton	Thailand	EC	350 g/L	Spray		NS	0.21	7 to 14
Cotton	Togo	CS	330 g/L	Spray		10 to NS	0.66	NS
Cotton	Turkey	EC	360 g/L	Spray		NS	0.72	14
Cotton	Turkey	WP	32.9%	Seed	0.93/100 kg	NS		NA
Cotton	USA, exc CA	EC	360 g/L	Spray		93 (air 187)	0.41-1.12	NS
Cotton	USA, exc CA	WSB	50%	Spray		93 (air 9.3)	0.56-1.68	NS
Cotton	USA-CA	EC	360 g/L	Spray		93 (air 9.3)	0.41-1.12	NS
Cotton	Venezuela	CE	350 g/L	Spray		NS	0.35-0.70	14
Cotton	Zimbabwe	EC	35%	Spray	333	50 to 150		NS
Cotton	Zimbabwe	EC	35%	Spray	150	25 to 100		NS
Cotton	Zimbabwe	EC	35%	ULV	100-162	1.7 to 5		NS/0
Cotton	Zimbabwe	EC	35%	Spray, Air	5100	5 to 15		NS/0
Cotton	Zimbabwe	EC	35%	Spray	499	25 to 100		0
Cotton	Zimbabwe	WP	50%	Spray	330	50 to 150		NS
Cotton	Zimbabwe	WP	50%	spray	500	35 to 100		
Cotton	Zimbabwe	WP	50%	Soil		20to 200	2	NS
Cotton	Zimbabwe	SC	47.5%	Spray	500	50 to 150		NS
Cotton	Zimbabwe	SC	47.5%	Spray	475	35 to 100		NS
Cotton	Zimbabwe	SC	47.5%	Spray, air	125.5	5 to 15		NS
Crucifers	Namibia	SC	475 g/L	Spray	95	30 to NS		7
Crucifers	S. Africa	SC	475 g/L	Spray	95	30 to NS		7
Crucifers	Zimbabwe	SC	47.5%	Spray		1000- 2000	0.47-0.95	7
Cucumber	Australia	EC	350 g/L	Spray	66.5-70		0.735	3
Cucumber	Canada	EC	400 g/L	Spray	50-60	NS		2
Cucumber	Canada	WP	50%	Spray			0.50-0.75	2
Cucumber	Canada	EC	400 g/L	Spray		NS	0.60	2
Cucumber	Canada	WP	50%	Spray		NS	0.50-0.55	2
Cucumber	Central America	EC	350 g/L	Spray		NS	0.52-0.70	0
Cucumber	Chile	WP	48.2%	Spray		NS	0.48-0.73	NS
Cucumber	Japan	EM	30%	Spray	0.03-0.06%	NS		1
Cucumber	USA, exc CA	EC	360 g/L	Spray		93 (air 187)	0.55- 1.12	2
Cucumber	USA, exc CA JSA -CA	WSB	50%	Spray		93 (air 9.3)	0.56-1.12	2
Cucumber	USA-CA	EC	360 g/L	Spray		NS	0.55 to 112	2
Cucurbits	Australia	EC	350 g/L	Spray	66.5-70		0.735	3
Cucurbits	Namibia	SC	475 g/L	Spray	47.5	30 to NS		1
Cucurbits	S. Africa	SC	475 g/L	Spray	47.5	30 to NS		1
Cucurbits	Zimbabwe	SC	47.5%	Spray	47.5	NS		0

Crop	Country	Formulation		Application				PHI day
		Type	Conc	Method	Rate g/hL	Water L/ha	Rate kg ai/ha	
Gooseberries	Australia	EC	350 g/L		66.5		0.735	7
Eggplant	Australia	EC	350 g/L		66.5		0.735	7
Grape	Canada	WP	50%	Spray		3000 to NS	1.50	30
Grape	Central America	EC	350 g/L	Spray		NS	0.52-0.70	7
Grape	Chile	WP	48.25%	Spray	72-96.5	NS		NS
Grape	Croatia	EC	350 g/L	Spray	0.15-0.2%	NS		NS
Grape	Japan	EC	30%	spray	0.3-0.6%	NS		Before germin'n
Grape	Namibia	SC	475 g/L	Spray		500 to 1500	0.24-0.72	14 to 42
Grape	Namibia	SC	475 g/L	Spray		500 to 1500	0.30-0.89	14 to 42
Grape	S. Africa	SC	475 g/L	Spray		500 to 1500	0.30-0.89	14-42
Grape	Turkey	EC	360 g/L	Spray	54	NS		14
Grape	Turkey	WP	32.9%	Soil		NS	0.75	15
Grape	Turkey	EC	360 g/L	Spray	54	NS		14wp
Grape	USA, exc CA	EC	360 g/L	Spray		2100-2800	1.25 -2.24	7
Grape	USA, exc CA	WSB	50%	Spray		NS	1.12-1.68	7
Grape	USA-CA	EC	360 g/L	Spray		NS	1.25-2.24	7
Grape	USA-CA	WSB	50%	Spray		1870-2800 (air 187)	1.12-1.68	7
Grapefruit	Australia	EC	350 g/L	spray	3.5-10.5			3
Guavas	Australia	EC	350 g/L	spray	52.5-70			7
Hazelnut	Poland	EC	350 g/L	Spray		2000- 2500	0.875	NS
Hazelnut	Spain	EC	350 g/L	Spray	0.30%	NS		30
Hazelnut	Spain	EC	350 g/L	Spray	70	NS		30
Hazelnut	Turkey	EC	360 g/L	Spray	54	NS		14
Hazelnut	Turkey	WP	32.9%	Spray		NS	3	15
Kiwi	Australia	EC	350 g/L	Spray	52.5-70			14
Lemons	Australia	EC	350 g/L	Spray	3.5-10.5			3
Longans	Australia	EC	350 g/L	Spray	70			7
Loquats	Australia	EC	350 g/L	Spray	70			28
Linseed	Australia	EC	350 g/L	Spray			0.175-0.35	NR
Lupins	Australia	EC	350 g/L	Spray			0.175-0.35	NR
Lychees	Australia	EC	350 g/L	Spray	52.5-70			7
Macadamia	Australia	EC	350 g/L	Spray	52.5-70		0.525	2
Mandarins	Australia	EC	350 g/L	Spray	3.5-10.5			3
Mangoes	Australia	EC	350 g/L	Spray	52-70			7
Marrow	Australia	EC	350 g/L	Spray	66.5-70		0.735	3
Melon	Australia	EC	350 g/L	Spray	66.5-70		0.735	3
Melon	Canada	EC	400 g/L	Spray		NS	0.60	2
Melon	Canada	WP	50%	Spray		NS	0.50-0.55	2
Melon	Central America	EC	350 g/L	Spray		NS	0.52-0.70	0
Melon	Chile	EC	320 g/L	Spray		400 to NS	0.24-0.40	7
Melon	Chile	WP	48.25%	Spray		NS	0.48-0.73	NS
Melon	Japan	GR	3.3%	Spray		NS	1.5	GS
Melon	Turkey	EC	360 g/L	Spray			0.36-1.08	14
Melon	USA, exc CA	EC	360 g/L	Spray		93 (air 187)	0.563-1.12	2
Melon	USA, exc CA USA-CA	WSB	50%	Spray		93(air 9.3)	0.56-1.12	2
Melon	USA-CA	EC	360 g/L	Spray		NS	0.56-1.12	2
Melon	Venezuela	CE	350 g/L	Spray		NS	0.52	7
Okra	Australia	EC	350 g/L	Spray	66.5		0.735	7
Orange	Australia	EC	350 g/L	Spray	3.5-10.5		0.35-0.735	3
Papaya	Australia	EC	350 g/L	Spray	52.5		0.175-0.735	7
Passion fruit	Australia	EC	350 g/L	Spray	52.5-70			14
Peach	Canada	EC	400 g/L	Spray	70	NS		15
Peach	Canada	EC	400 g/L	Dip tree	600	NS		NA
Peach	Canada, E/W	WP	50%	Spray	75			15
Peach	Canada, E/W	WP	50%	Spray	37-50		1.6-2.25	15
Peach	Central America	EC	350 g/L	Spray		NS	0.52-0.70	21

Crop	Country	Formulation		Application				PHI day
		Type	Conc	Method	Rate g/hL	Water L/ha	Rate kg ai/ha	
Peach	Chile	EC	320 g/L	Spray	8-10	1500- 2000		25
Peach	Chile	EC	320 g/L	Spray	13-16	2000- 2500		25
Peach	Chile	EC	320 g/L	Spray	20-25	2000- 2500		25
Peach	Chile	WP	48.25%	Spray	72-96.5	NS		NS
Peach	Japan	EC	30%	Trunk	2%	NS		Post hvst
Peach	Namibia	SC	475 g/L	Spray	2.5 to 3.5	300 to 3500	1.19-1.66	14
Peach	S. Africa	SC	475 g/L	Spray	2.5 to 3.5	300 to 3500	1.19-1.66	14
Peach	USA, exc CA	EC	360	Spray		2500- 3130	2.24-2.76	21
Peach	USA, exc CA	EC	360	Spray		4675	to 2.76	30
Peach	USA, exc CA USA-CA	EC	360	dip	600	NS		NA GS
Peach	USA, exc CA	WSB	50%	Spray		NS	2.24-2.50	21
Peach	USA, exc CA	WSB	50%	Spray		NS	2.24-2.50	30
Peach	USA, exc CA	WSB	50%	dip		NS	2.24-2.50	GS
Peach	USA-CA	EC	360 g/L	Spray		93, (air 187)	to 2.76	30
Peach	USA-CA	WSB	50%	Spray		3740-4675 (air 187)	2.24-2.50	30
Peach	USA-CA	WSB	50%	dip	1.21	NS		GS
Peach	Zimbabwe	EC	35%	Spray	35	NS		10
Pear	Australia	EC	350	Spray	52.5-66.5		0.735	28
Pear	Canada, BC	WP	50%	Spray		4333- 4500	1.62-2.25	15
Pear	Canada, E.	WP	50%	Spray		4500 to NS	2.25-3.37	15
Pear	Central America	EC	350 g/L	Spray		NS	0.52-0.70	21
Pear	Chile	EC	320 g/L	Spray	8-9.6	1500- 2000		25
Pear	Chile	EC	320 g/L	Spray	12.8-16	2000- 2500		25
Pear	Chile	EC	320 g/L	Spray	19- 25	2000-2500		25
Pear	Chile	WP	48.25%	Spray	72.2-96.5	NS		NS
Pear	Cyprus	EC	350 g/L	Spray	52-122	NS		21
Pear	Greece	WP	470 g/kg	Spray	70-94	NS		30
Pear, Asian	Japan	WP	48%	Spray	0.032	NS		30
Pear, Asian	Japan	EC	30%	Spray	0.03-0.06%	NS		30
Pear	Namibia	SC	475 g/L	Spray		300 to 3500	1.18-1.66	14
Pear	S. Arabia	EC	350 g/L	Spray	35-52	NS		28??
Pear	S. Africa	SC	475 g/L	Spray		300 to 3500	1.18-1.66	14
Pear	USA, exc CA	EC	360 g/L	Spray		1870-4675 (air 187)	2.24-2.76	7
Pear	USA, exc CA	EC	360 g/L	Spray	30-60	NS		NS
Pear	USA, exc CA	WSB	50%	Spray		2800(air 93)	2.24-2.73	7
Pear	USA, exc CA	EC	360 g/L	soil	180-270/hl	1870-3740		Prior to bloom
Pear	USA, exc CA	WSB	50%	soil	0.06%	1870-3740		GS
Pear	USA, exc CA	WSB	50%	Spray	0.03-0.06%	NS		GS
Pear	USA-CA	EC	360 g/L	Spray		4675	2.24-2.76	7
Pear	USA-CA	EC WSB	360 g/L 50%	Soil	600 0.06%	1870-3740 1870-4675		prior to bloom
Pear	USA-CA	EC	360 g/L	Spray	0.02-0.05%	NS		GS
Pear	USA-CA	WSB	50%	Spray		3700-4675 air 93	2.24-2.76	7
Pear	USA-CA	WSB	50%	Spray	0.03-0.06%	NS		GS
Peas field, cow, chick, pigeon	Australia	EC	350 g/L	Spray			0.175-0.35	NR
Pecan	Australia	EC	350 g/L	Spray	52.5		0.98	14
Pepper sweet	Australia	EC	350 g/L	Spray	66.5		0.735	3
Peppers G	Canada	EC	400 g/L	Spray	500-600	NS		2
Peppers	Canada	EC	400 g/L	Spray		NS	0.6-1.13	2
Peppers	Canada	WP	50%	Spray		NS	0.5-1.12	2
Peppers	Cyprus, Greece	WP	470 g/kg	Spray	70-94	NS		GS
Peppers	Cyprus	EC	350 g/L	Spray	52-122	NS		
Peppers	Greece	EC	350 g/L	Spray	52-122	NS		1

Crop	Country	Formulation		Application				PHI day
		Type	Conc	Method	Rate g/hL	Water L/ha	Rate kg ai/ha	
Peppers	USA, exc CA	EC	360 g/L	Spray		93 (air 187)	0.56-1.12	4
Peppers	USA, exc CA	EC	360 g/L	Spray		As above	0.56	1
Peppers	USA, exc CA	WSB	50%	Spray		93 (air 9.3)	0.56	1
Peppers	USA, exc CA	WSB	50%	Spray		As above	0.56-1.12	4
Peppers	USA-CA	EC	360 g/L	Spray		93 (air 9.3)	0.56	1
Peppers	USA-CA	EC	360 g/L	Spray		As above	0.56 to 1.12	4
Peppers	USA-CA	WSB	50%	Spray		As above	0.56	1
Peppers	USA-CA	WSB	50%	Spray		As above	0.56-1.12	4
Persimmons	Australia	EC	350 g/L	Spray	52.5-70		0.735	7
Pineapple	Central America	ECF	350 g/L	Spray		200 to 600	1.4-2.1	7
Pineapple	Namibia	SC	475 g/L	Spray		30 to NS	1.187	5 mo
Pineapple	S. Africa	SC	475 g/L	Spray		30 to NS	1.187	5 mo
Pineapple	USA-CA	EC	360 g/L	Spray		93 (air 187)	1.66-2.24	7
Pistachio	Australia	EC	350 g/L	Spray	70	NS	0.735	14
Pomegranate	Australia	EC	350 g/L	Spray	70	NS	0.735	14
Pome fruit	Australia	EC	350 g/L	Spray	52.5-66.5	NS		28
Potato	Australia	EC	350 g/L	Spray		NS	0.735	14
Potato	Austria	WP	32.9%	Spray		NS	0.19-0.26	35
Potato	Canada	EC	400 g/L	Spray		NS	0.6-0.8	0
Potato	Canada	WP	50%	Spray		NS	0.5-0.75	0
Potato	Central America	EC	350 g/L	Spray		NS	0.52-0.70	0
Potato	Chile	EC	320 g/L	Spray		400 to NS	0.24-0.40	7
Potato	Chile	WP	48.25%	Spray		NS	0.48-0.72	7
Potato	Iran	EC	350 g/L	Spray		NS	0.35-0.70	15
Potato	Japan	EMU	30%	Spray	0.03-0.04%	NS		7
Potato	New Zealand	EC	350 g/L	Spray		NS	0.70	0
Potato	Peru	EC	355g/L	Spray	88	NS		21
Potato	Turkey	EC	360 g/L	Spray	108	NS		14
Potato	USA	EC	360 g/L	Spray		93 (air 187)	0.56 to 1.12	1
Potato	USA, exc CA	EC	360 g/L	chemigation		NS		1
Potato	USA,	WSB	50%	Spray		93 (air 9.3)	0.56-1.12	1
Potato	Zimbabwe	EC	35%	Spray		225 to NS	0.70	14
Pumpkins	Australia	EC	350 g/L	Spray	66.5-70		0.735	3
Rape seed	Australia	EC	350 g/L				0.175-0.35	NR
Rambutans	Australia	EC	350 g/L	Spray	70			7
Safflower	Australia	EC	350 g/L	Spray			0.175-0.35	NR
Sapodillas	Australia	EC	350 g/L	Spray	70			14
Soybean	Australia	EC	350 g/L	Spray		50 to NS	0.175-0.35	NR
Soybean	Central America	EC	350 g/L			NS	0.52-0.70	0
Soybean	Chile	WP	48.25%			NS	0.48-0.73	NS
Soybean	Iran	EC	350 g/L			NS	1.05	15
Soybean	Zimbabwe	EC	35%			200 to NS	0.10-0.70	21
Soybean	Zimbabwe	MO	35%			200	0.10-0.35	21
Soybean	Brazil	EC	350 g/L			100 to 250	0.17-0.52	30
Squash	Australia	EC	350 g/L	Spray	66.5-70		0.735	3
Squash	Canada	EC	400 g/L	Spray		NS	0.60	2
Squash	Canada	WP	50%	Spray		NS	0.5-0.55	2
Squash, summer	USA, exc CA	EC	360 g/L	Spray		93 (air 187)	0.56 to 1.12	2
Squash, summer	USA, exc CA	WSB	50%	Spray		93 (air 9.3)	0.56-1.12	2
Squash, summer	USA-CA	EC	360 g/L	Spray		NS	0.56-1.12	2
Squash, summer	USA-CA	WSB	50%	Spray		93 (air 9.3)	0.56-1.12	2
Sunflower	Australia	EC	350 g/L	Spray			0.175-0.35	NR
Sugarbeet	Canada	EC	400 g/L	Spray		NS	0.8-1.10	45
Sugarbeet	Chile	WP	48.25%	Spray		NS	0.48-0.72	NS
Sugarbeet	Japan	EC	30%	Spray	0.03-0.07%	NS		30
Sw. potato	Australia	EC	350 g/L	Spray		NS	0.735	14
Sw. potato	Japan	EC	30%	Spray	0.06-0.07%	NS		7
Sw. potato	Japan	GR	3,3%	Spray		NS	1.32-1.9	7
Sw. potato	Japan	DP	5%	Spray		NS	0.15-0.20	7

Crop	Country	Formulation		Application				PHI day
		Type	Conc	Method	Rate g/hL	Water L/ha	Rate kg ai/ha	
Sw. potato	USA, exc CA	EC	360 g/L	Spray		93 (air 187)	0.56 -1.12	1
Sw. potato	USA, exc CA	EC	360 g/L	Soil		93 (air 187)	1.12-2.24	NS
Sw. potato	USA, exc CA	WSB	50%	Spray		93 (air 9.3)	0.563-1.12	1
Sw. potato	USA-CA	EC	360 g/L	Spray		93 (air 9) to NS	0.56 to NS	1
Sw. potato	USA-CA	WSB	50%	Spray		93 (air 9.3)	0.56	1
Tamarillo	Australia	EC	350 g/L	Spray	70			7
Taro	Australia	EC	350 g/L	Spray	70			14
Tea	China	EC	350 g/L	Spray		NS	0.06-0.08	NS
Tea	Japan	EC	30%	Spray	0.04-0.06%	NS		GS
Tea	Malaysia	EC	33%	Spray		NS	0.59	30
Tomato	Angola	EC	475g/L	Spray		500-1500	0.23-0.70	NS
Tomato	Australia	EC	350 g/L	Spray	66.5	NS	0.735	3
Tomato	Canada	G	400 g/L	Spray	50-60	NS		2
Tomato	Canada	EC	400 g/L	Spray		NS	0.60-1.10	2
Tomato	Canada	WP	50%	Spray		NS	0.50-1.12	2
Tomato G	Canada	G	50%	Spray		NS	0.50-0.75	2
Tomato	Central America	EC	350 g/L	Spray		NS	0.52-0.70	1
Tomato	Chile	EC	320 g/L	Spray		400 to NS	0.24-0.40	5
Tomato	Chile	WP	48.25%	Spray		NS	0.48-0.72	NS
Tomato	Cyprus	WP	470 g/kg	Spray	70-94	NS		4
Tomato	Cyprus	EC	350 g/L	Spray	52-122	NS		1
Tomato	Ecuador	CE	350 g/L	Spray		NS	0.35-0.52	14
Tomato	Greece	EC	350 g/L	Spray	52-122	NS		1
Tomato	Greece	WP	470 g/kg	Spray	70-94	NS		4
Tomato	Morocco	CS	330 g/L	Spray	57	NS		NS
Tomato	Japan	EC	30%	Spray	0.03-0.06%	NS		14
Tomato	Japan	EC	35%	Spray	0.035%	NS		14
Tomato	Mozambique	SC	47.5%	Spray		62.5 -375	0.47-0.72	NS
Tomato	Namibia	SC	475 g/L	Spray	47.5	30 to NS		1
Tomato	N. Zealand	EC	350 g/L	Spray		NS	0.42-0.70	2
Tomato	South Africa	SC	475 g/L	Spray		62 to 1500	0.24-0.71	1
Tomato	Southern EU	SC	330 g/L	Spray		NS	< 0.53	3
Tomato	Spain	EC	350 g/L	Spray	0.15-0.30%	NS		3
Tomato	Spain	EC	350 g/L	Spray	52-122	NS		3
Tomato F/G	USA, exc CA	EC	360 g/L	Spray		93 (air 187)	0.56 to 1.12	2
Tomato F/G	USA, exc CA	EC	360 g/L	Spray		As above		2
Tomato F/G	USA, exc CA	WP	50%	Spray		93-187 (air 9)	0.56-1.12	2
Tomato F/G	USA, exc CA	WP	50%	Spray	58	As above		2
Tomato F/G	USA-CA	EC	360 g/L	Spray		935-1870	0.56 to 1.12	2
Tomato F/G	USA-CA	EC	360 g/L	Spray	2.3 qt /378l	As above		2
Tomato F/G	USA-CA	WP	50%	Spray		93 (air 9.3)	0.56-1.12	2
Tomato F/G	USA-CA	WP	50%	Spray	58	As above		2
Tomato	Venezuela	EC	350 g/L	Spray		NS	0.35-0.70	7
Tomato	Venezuela	SC	350 g/L	Spray		NS	0.35	NS
Tomato	Zimbabwe	EC/	35 -30%	Spray	35-67	NS		7
Vegetables	Algeria	EC	350 g/L	Spray	52	NS		15
Vegetables	Cameroon	EC	350 g/L	Spray		NS	0.26-	28
Vegetables	Ecuador	EC	350 g/L	Spray		NS	0.35-0.52	14
Vegetables	Ethiopia	ULV	250 g/L	Spray		NS	0.61-0.75	7 -14
Vegetables	Ethiopia	EC	350 g/L	Spray		20 to 300	0.70	7 -14
Vegetables	Morocco	EC	330 g/L	Spray	57	NS		30
Vegetables	Sudan	EC	500 g/L	Spray	NS	NS		NS
Vegetables	Turkey	EC	360 g/L	Spray		NS	0.54	14
Vegetables	Turkey	WP	32.9%	Seed	5 g/kg seed	NS		NA
Vegetables	Turkey	WP	32.9%	Soil app		NS	5	NS
Vegetables	Turkey	WP	32.9%	Bait		NS	26	NS
Vegetables	Turkey	WP	32.9%	Spray		NS	0.50-0.66	15
Vegetables	Turkey	EC	360 g/L	Bait	350ml/500g	NS		3wp

Crop	Country	Formulation		Application				PHI day
		Type	Conc	Method	Rate g/hL	Water L/ha	Rate kg ai/ha	
Vegetables	Turkey	EC	360 g/L	Spray		NS	0.35-1.08	7wp
Vegetables	Venezuela	CE	350 g/L	Spray		NS	0.52-0.87	21
Watermelon	Chile	EC	320 g/L	Spray		400 to NS	0.24-0.40	7
Watermelon	Cyprus, Greece	WP	470 g/kg	Spray	70-94	NS		7
Watermelon	Greece	EC	350 g/L	Spray	52-122	NS		1
Watermelon	Japan	EC	30%	Spray	0.03-0.06%	NS		14
Watermelon	Japan	GR	3.3%	Spray		NS	1-2	GS

RESIDUES RESULTING FROM SUPERVISED TRIALS

The Meeting received information on supervised trials for the following commodities:

Commodity	Table
Lemon	33
Mandarin	34
Orange	35
Apple	36
Pear	37
Cherry	38
Apricot	39
Nectarine	40
Peach	41
Grapes	42
Avocado	43
Custard apple	44
Litchi	45
Mango	46
Papaya	47
Persimmon	48
Pineapple	49
Cabbage, head	50
Cabbage, Savoy	51
Broccoli	52
Brussels sprouts	53
Cauliflower	54
Cucumber	55
Melons (Australia)	56
Melons (Europe, USA)	57
Squash, summer	58
Zucchini	59
Peppers, sweet (Spain, USA)	60
Peppers, sweet (Australia)	61
Tomato (field)	62
Tomato (indoor)	63
Eggplant	64
Sweet corn	65
Beans	66
Peas	67
Soybean	68
Beetroot	69
Carrot	70

Commodity	Table
Potato	71
Sweet potato	72
Sugar beet	73
Celery	74
Rhubarb	75
Hazelnut	76
Macadamia	77
Cotton	78
Cocoa	79
Coffee	80
Tea	81
Sugar beet leaves and head	82
Forage and vines beans	83
Pea hay	84
Cocoa shell	85
Cotton lint	86

Trials were well documented. The residues were expressed for the total compound endosulfan and in the majority of cases for alpha, beta and endosulfan sulfate. Laboratory reports included method validation and recoveries with spiking at residue levels. Dates of analysis or duration of analysis were reported.

In cases where the result was reported as ND, the LOQ of 0.02 mg/kg was usually applicable. For the total in the case of the LOQ of each metabolite, the residue was reported according to the FAO guideline as indicated in the Table 32 below.

Table 32. Reported residue where one or more of the analytes was present at the relevant LOQ.

alpha endosulfan	beta endosulfan	endosulfan sulfate	residue total
< 0.0X	< 0.0X	< 0.0X	< 0.0X
< 0.0X	0.10	0.05	0.15
< 0.0X	< 0.0Y	0.03	0.03
< 0.0X	< 0.0Y	< 0.0Z	< maximum but < 0.05
alpha endosulfan	beta endosulfan	endosulfan sulfate	residue total
< 0.005	< 0.005	< 0.005	< 0.005
< 0.01	< 0.01	< 0.01	< 0.01
< 0.02	< 0.02	< 0.02	< 0.02
< 0.05	< 0.05	< 0.05	< 0.05

In the case where the LOQs were different, the higher level was taken into account with a limit of 0.05 mg/kg

No conversion of the content of endosulfan sulfate to endosulfan was introduced due to the fact that the molecular weights are almost identical.

Indices were “c” for calculated, “d” for determined and “co” for control trial for the raw material when the trials were conducted for processed studies.

Table 33. Endosulfan residues in lemons resulting from supervised trials in Australia.

LEMONS Country, Year of trial Variety Report	Application					PHI days	Sample analysed	Residues of alpha, beta endosulfan, endosulfan sulfate, mg/kg	Total Residues, mg/kg
	Form.	Method	g ai./hL	L/ha	No.				
Australia 2000 Beverford lisbon N° 1/10/543	EC	spray	10.5	2000	4	0 1 3 7	fruit fruit fruit fruit	0.10, 0.14, 0.012 0.049, 0.10, 0.008 0.052, 0.12, 0.007 0.038, 0.14, 0.012	0.25 0.16 0.17 <u>0.19</u>
Australia 2000 Beverford lisbon N° 1/10/543	EC	spray	21	2000	4	0 3 0	fruit fruit fruit	0.36, 0.35, 0.013 0.21, 0.47, 0.024 0.007, < 0.005, < 0.005	0.72 0.70 0.007co
Australia 2000 Koah lisbon N° 1/10/543	EC	spray	10.5	1428	4	0 1 3 7	fruit fruit fruit fruit	0.064, 0.069, 0.021 0.014, 0.021, 0.013 0.006, 0.014, 0.013 < 0.005, 0.008, 0.013	0.15 0.05 <u>0.03</u> <u>0.02</u>
Australia 2000 Koah lisbon N° 1/10/543	EC	spray	21.	1428	4	0 +3 +3 0co	fruit peel flesh fruit	0.068, 0.072, 0.021 0.063, 0.20, 0.10 < 0.005, < 0.005, < 0.005 0.019, 0.012, 0.005	0.16 .36 < 0.005 0.04
Australia 2000 Montacute lisbon N° 1/10/543	EC	spray	10.5	2000	4	0 1 3 7	fruit fruit fruit fruit	0.082, 0.095., 0.016 0.058, 0.099, 0.021 0.045, 0.090, 0.029 0.024, 0.074, 0.033	0.19 0.18 <u>0.16</u> 0.13
Australia 2000 Montacute lisbon N° 1/10/543	EC	spray	21	2000	4	0 3	fruit fruit	0.18, 0.23, 0.028 0.088, 0.22, 0.034	0.44 0.34

co control trial

Table 34. Endosulfan residues in mandarins resulting from supervised trials in Spain, Italy, Greece, and Australia.

MANDARINS Country, Year of trial Variety Report	Application					PHI days	Sample analysed	Residues of alpha, beta endosulfan, endosulfan sulfate, mg/kg	Total Residues, mg/kg
	Form.	Method	g ai/hL	L/ha	No.				
Spain1999 <i>Clemenules</i> C016672 ER 99 ECS 751	CS*	Spray Interval 12d BBCH 79	1.05	3000 (0.035% ai)	2	0 22	Fruit Fruit	0.46, 0.25, 0.042 0.089, 0.063, 0.048	0.75 0.20
Spain1999 <i>Clemenules</i> C016672 ER 99 ECS 751	CS*	Spray Interval 15d BBCH 79	1.05	3000 (0.035% ai)	2	0 21	Fruit Fruit	0.48, 0.29, 0.047 0.20, 0.15, 0.11	0.82 0.46
Spain1999 <i>Clemenules</i> C016672 ER 99 ECS 751	CS*	Spray Interval 14 d BBCH 79	1.05	3000 (0.035% ai)	2	0 21	Fruit Fruit	0.32, 0.21, 0.066 0.088, 0.079, 0.087	0.60 0.25

MANDARINS	Application					PHI days	Sample analysed	Residues of alpha, beta endosulfan, endosulfan sulfate, mg/kg	Total Residues, mg/kg
	Country, Year of trial Variety Report	Form.	Method	g ai/hL	L/ha				
Italy1999 <i>Oroval</i> C016672 <i>ER 99 ECS 751</i>	CS*	Spray Interval 13 d BBCH 79	1.05	3000 (0.035% ai)	2	0 21	Fruit Fruit	0.52, 0.32, 0.046 0.24, 0.16, 0.044	0.89 0.44
Italy1999 <i>Comune</i> C016672 <i>ER 99 ECS 751</i>	CS*	Spray Interval15 d BBCH 79, 81	1.05	3000 (0.035% ai)	2	0 20	Fruit Fruit	0.62, 0.41, 0.13 0.29, 0.26, 0.17	1.16 0.72
Spain1998 <i>Clemenules</i> C005296 <i>ER 98 ECS 751</i>	CS*	Spray Interval 14 d BBCH 75, 81	1.05	3000 (0.035% ai)	2	0 7 14 20 29 0 7 14 20 29 0 7 14 20 29	Peel Peel Peel Peel Peel Pulp Pulp Pulp Pulp Pulp Fruit ^c Fruit ^c Fruit ^c Fruit ^c Fruit ^c	2.4, 1.4, 0.11 2.3, 1.4, 0.21 1.6, 0.92, 0.21 0.79, 0.54, 0.24 0.65, 0.43, 0.27 < 0.02, ND, ND < 0.02, < 0.02, ND < 0.02, ND, ND ND, ND, ND < 0.02, ND, ND 0.56, 0.33, 0.03 0.58, 0.36, 0.06 0.41, 0.24, 0.06 0.2, 0.14, 0.06 0.17, 0.12, 0.08	3.91 3.91 2.73 1.57 1.30 < 0.02 < 0.02 < 0.02 < 0.02 < 0.02 0.92 1.0 0.71 0.40 0.37
Spain1998 <i>Ortanique</i> C005296 <i>ER 98 ECS 751</i>	CS*	Spray Interval 14 d BBCH 75, 79	1.05	3000 (0.035% ai)	2	0 7 14 20 29 0 7	Peel Peel Peel Peel Peel Pulp Pulp	1.8, 0.97, 0.15 2.1, 1.3, 0.22 0.95, 0.68, 0.26 0.80, 0.51, 0.22 0.59, 0.46, 0.27 < 0.02, ND, ND < 0.02, ND, ND	2.92 3.62 1.89 1.53 1.32 < 0.02 < 0.02
						14 20 29 0 7 14 20 29	Pulp Pulp Pulp Fruit ^c Fruit ^c Fruit ^c Fruit ^c Fruit ^c	ND, ND, ND ND, ND, ND ND, ND, ND 0.42, 0.23, 0.04 0.47, 0.29, 0.06 0.22, 0.16, 0.06 0.18, 0.12, 0.05 0.13, 0.11, 0.06	< 0.02 < 0.02 < 0.02 0.69 0.82 0.44 0.35 0.30
Spain1998 <i>Clemenules</i> C005296 <i>ER 98 ECS 751</i>	CS*	Spray Interval 14 d BBCH 75, 79	1.05	3000 (0.035% ai)	2	0 7 14 22 29 0 7 14 22 29 0 7 14 22 29	Peel Peel Peel Peel Peel Pulp Pulp Pulp Pulp Pulp Fruit ^c Fruit ^c Fruit ^c Fruit ^c Fruit ^c	1.8, 1.1, 0.13 1.5, 0.86, 0.19 0.83, 0.50, 0.19 0.65, 0.44, 0.26 0.33, 0.24, 0.20 < 0.02, ND, ND ND, ND, ND < 0.02, ND, ND ND, ND, ND < 0.02, ND, ND 0.47, 0.29, 0.04 0.41, 0.24, 0.06 0.22, 0.13, 0.06 0.17, 0.12, 0.07 0.09, 0.07, 0.06	3.03 2.55 1.52 1.35 0.77 < 0.02 < 0.02 < 0.02 < 0.02 < 0.02 0.80 0.71 0.41 0.36 0.22

MANDARINS Country, Year of trial Variety Report	Application					PHI days	Sample analysed	Residues of alpha, beta endosulfan, endosulfan sulfate, mg/kg	Total Residues, mg/kg
	Form.	Method	g ai/hL	L/ha	No.				
Italy1998 <i>Clementino Comune</i> C005296 <i>ER 98 ECS 751</i>	CS*	Spray Interval 14 d BBCH 81, 81	1.05	3000 (0.035% ai)	2	0	Peel	2.6, 1.4, 0.33	4.33
						7	Peel	1.6, 0.88, 0.25	2.73
						14	Peel	1.6, 0.91, 0.30	2.81
						21	Peel	0.86, 0.55, 0.24	1.65
						28	Peel	1.1, 0.69, 0.25	2.04
						7	Pulp	0.03, 0.02, ND	0.05
						14	Pulp	0.04, 0.03, ND	0.07
						21	Pulp	0.05, 0.03, ND	0.08
						28	Pulp	0.06, 0.04, ND	0.10
						0	Fruit ^c	0.74, 0.4, 0.10	1.24
						7	Fruit ^c	0.51, 0.28, 0.08	0.87
						14	Fruit ^c	0.58, 0.34, 0.11	1.03
						21	Fruit ^c	0.26, 0.16, 0.07	0.49
						28	Fruit ^c	0.34, 0.22, 0.08	0.64
Italy1998 <i>Oroval</i> C005296 <i>ER 98 ECS 751</i>	CS*	Spray Interval 14 d BBCH 79, 81	1.05	3000 (0.035% ai)	2	0	Peel	2.6, 1.5, 0.11	4.21
						7	Peel	2.1, 1.2, 0.21	3.51
						14	Peel	1.2, 0.75, 0.28	2.23
						21	Peel	0.43, 0.33, 0.25	1.01
						28	Peel	0.15, 0.12, 0.13	0.40
						0	Pulp	0.03, < 0.02, ND	0.03
						7	Pulp	0.03, < 0.02, ND	0.03
						14	Pulp	0.05, 0.02, ND	0.07
						21	Pulp	0.02, < 0.02, ND	0.02
						28	Pulp	< 0.02, < 0.02, ND	< 0.02
						0	Fruit ^c	0.72, 0.41, 0.04	1.17
						7	Fruit ^c	0.68, 0.38, 0.07	1.13
						14	Fruit ^c	0.41, 0.25, 0.1	0.76
21	Fruit ^c	0.12, 0.09, 0.07	0.28						
28	Fruit ^c	0.04, 0.04, 0.04	0.12						
Spain1998 <i>Clemenules</i> C003107 <i>ER 98 ECS 741</i>	33EC	Spray Interval 14 d BBCH 75, 81	1.05	3000 (0.035% ai)	2	0	Peel	1.4, 1.4, 0.48	3.28
						0	Pulp	< 0.02, < 0.02, ND	< 0.02
						20	Peel	0.06, 0.21, 0.52	0.79
						20	Pulp	ND, ND, ND	< 0.02
						0	Fruit ^c	0.35, 0.35, 0.12	0.82
						20	Fruit ^c	0.02, 0.06, 0.14	0.22
Spain1998 <i>Ortanique</i> C003107 <i>ER 98 ECS 741</i>	33EC	Spray Interval 14 days BBCH 75, 79	1.05	3000 (0.035% ai)	2	0	Peel	1.10, 0.96, 0.24	2.30
						0	Pulp	< 0.02, ND, ND	< 0.02
						20	Peel	0.04, 0.15, 0.36	0.55
						20	Pulp	ND, ND, ND	< 0.02
						0	Fruit ^c	0.28, 0.24, 0.07	0.59
						20	Fruit ^c	0.02, 0.04, 0.10	0.16
Italy1998 <i>Clementino comune</i> C003107 <i>ER 98 ECS 741</i>	33EC	Spray Interval 14 d BBCH 81, 81	1.05	3000 (0.035% ai)	2	0	Peel	1.10, 1.20, 0.49	2.79
						0	Pulp	< 0.02, < 0.02, ND	< 0.02
						21	Peel	0.17, 0.34, 0.58	1.09
						21	Pulp	< 0.02, < 0.02, ND	< 0.02
						0	Fruit ^c	0.27, 0.29, 0.12	0.68
						21	Fruit ^c	0.05, 0.09, 0.14	0.28
Italy1998 <i>Oroval</i> C003107 <i>ER 98 ECS 741</i>	33EC	Spray Interval 14 d BBCH 79, 81	1.05	3000 (0.035% ai)	2	0	Peel	1.10, 1.10, 0.42	2.62
						0	Pulp	0.03, 0.03, ND	0.06
						21	Peel	0.13, 0.29, 0.58	1.00
						21	Pulp	< 0.02, < 0.02, ND	< 0.02
						0	Fruit ^c	0.38, 0.38, 0.15	0.91
						21	Fruit ^c	0.05, 0.10, 0.19	0.34

MANDARINS		Application				PHI days	Sample analysed	Residues of alpha, beta endosulfan, endosulfan sulfate, mg/kg	Total Residues, mg/kg
Country, Year of trial Variety Report	Form.	Method	g ai/hL	L/ha	No.				
Spain1997 <i>Clemenvilla</i> C001465 <i>ER 97 ECS741</i>	35EC	Spray Interval 14 d BBCH 77, 78	1.05	3000 (0.035% ai)	2	0	Peel	1.10, 0.89, 0.69	2.68
						0	Pulp	ND, < 0.02, < 0.02	< 0.02
						7	Peel	0.28, 0.47, 1.10	1.85
						7/14	Pulp	ND, ND, < 0.02	< 0.02
						14	Peel	0.17, 0.31, 0.94	1.42
						21	Peel	0.12, 0.19, 1.20	1.51
						21	Pulp	ND, ND, < 0.02	< 0.02
						28	Peel	0.04, 0.05, 0.34	0.48
						28	Pulp	ND, ND, < 0.02	< 0.02
						0	Fruit ^c	0.27, 0.22, 0.17	0.65
						7	Fruit ^c	0.07, 0.12, 0.26	0.45
						14	Fruit ^c	0.05, 0.08, 0.22	0.35
						21	Fruit ^c	0.03, 0.05, 0.27	0.35
						28	Fruit ^c	< 0.02, < 0.02, 0.08	0.08
Spain1997 <i>Satsuma</i> C001465 <i>ER 97 ECS741</i>	35EC	Spray Interval 14 d BBCH 78, 78	1.05	3000 (0.035% ai)	2	0	Peel	0.76, 0.74, 0.32	1.82
						0	Pulp	ND, ND, ND	< 0.02
						7	Peel	0.08, 0.19, 0.46	0.73
						7	Pulp	ND, ND, ND	< 0.02
						14	Peel	0.06, 0.12, 0.46	0.64
						14	Pulp	ND, ND, ND	< 0.02
						21	Peel	0.06, 0.13, 0.48	0.67
						21	Pulp	ND, ND, ND	< 0.02
						28	Peel	0.04, 0.07, 0.32	0.43
						28	Pulp	ND, ND, ND	< 0.02
						0	Fruit ^c	0.20, 0.20, 0.09	0.49
						7	Fruit ^c	0.03, 0.06, 0.13	0.22
						14	Fruit ^c	0.02, 0.04, 0.13	0.19
						21	Fruit ^c	0.02, 0.04, 0.14	0.20
28	Fruit ^c	< 0.02, 0.03, 0.10	0.13						
Greece1997 <i>Climentines</i> C001465 <i>ER 97 ECS 741</i>	33EC	Spray Interval 14 d BBCH 79, 81	1.05	3000 (0.035% ai)	2	0	Peel	1.20, 0.86, 0.41	2.47
						0	Pulp	ND, ND, < 0.02	< 0.02
						7	Peel	0.14, 0.28, 0.36	0.78
						7/14	Pulp	ND, ND, < 0.02	< 0.02
						14	Peel	0.07, 0.17, 0.34	0.58
						21	Peel	0.05, 0.12, 0.28	0.45
						21	Pulp	ND, ND, < 0.02	< 0.02
						28	Peel	0.07, 0.14, 0.42	0.63
						28	Pulp	ND, < 0.02, < 0.02	< 0.02
						0	Fruit ^c	0.51, 0.36, 0.18	1.05
						7	Fruit ^c	0.07, 0.13, 0.16	0.36
						14	Fruit ^c	0.03, 0.07, 0.13	0.23
						21	Fruit ^c	0.02, 0.05, 0.10	0.17
						28	Fruit ^c	0.03, 0.06, 0.17	0.26
Italy1997 <i>Oroval</i> C001465 <i>ER 97 ECS 741</i>	33EC	Spray Interval 14 days BBCH 75, 79	1.05	3000 (0.106%)	2	0	Peel	0.87, 0.72, 0.18	1.77
						0	Pulp	< 0.02, < 0.02, ND	< 0.02
						7	Peel	0.05, 0.21, 0.33	0.59
						7	Pulp	ND, ND, ND	< 0.02
						14	Peel	0.02, 0.1, 0.26	0.38
						14	Pulp	ND, < 0.02, ND	< 0.02
						21	Peel	0.04, 0.11, 0.34	0.49
						21	Pulp	ND, ND, ND	< 0.02
						28	Peel	< 0.02, 0.04, 0.15	0.21
						28	Pulp	ND, ND, < 0.02	< 0.02
						0	Fruit ^c	0.19, 0.16, 0.04	0.39
						7	Fruit ^c	< 0.02, 0.05, 0.08	0.13
						14	Fruit ^c	< 0.01, 0.04, 0.09	0.13
						21	Fruit ^c	< 0.02, 0.04, 0.10	0.14
28	Fruit ^c	< 0.01, < 0.02, 0.05	0.05						

MANDARINS	Application					PHI days	Sample analysed	Residues of alpha, beta endosulfan, endosulfan sulfate, mg/kg	Total Residues, mg/kg
Country, Year of trial Variety Report	Form.	Method	g ai/hL	L/ha	No.				
Italy1997 <i>Clementino</i> <i>comune</i> C001465 <i>ER 97 ECS741</i>	33EC	Spray Interval 14 days BBCH 75, 79	1.05	3000 (0.035% ai)	2	0	Peel	0.76, 0.64, 0.22	1.62
						0	Pulp	< 0.02, ND, ND	< 0.02
						7	Peel	0.07, 0.19, 0.26	0.52
						7	Pulp	ND, ND, < 0.02	< 0.02
						14	Peel	0.03, 0.08, 0.37	0.48
						14	Pulp	ND, ND, < 0.02	< 0.02
						21	Peel	0.02, 0.07, 0.34	0.43
						21	Pulp	ND, ND, < 0.02	< 0.02
						28	Peel	< 0.02, 0.04, 0.24	0.28
						28	Pulp	ND, ND, < 0.02	< 0.02
						0	Fruit ^c	0.16, 0.14, 0.05	0.35
						7	Fruit ^c	0.03, 0.06, 0.08	0.17
						14	Fruit ^c	< 0.02, 0.03, 0.10	0.13
						21	Fruit ^c	< 0.02, 0.03, 0.10	0.13
28	Fruit ^c	< 0.02, < 0.02, 0.08	0.08						
Australia 2000 Emerald Creek <i>imperial</i> <i>N° 1/10/542</i>	EC	spray	0.067	645 (10.4 g/hL)	4	0	fruit	0.034, 0.046, 0.012	0.09
						1	fruit	0.031, 0.076, 0.040	0.15
						3	fruit	0.025, 0.057, 0.024	<u>0.11</u>
						7	fruit	0.011, 0.039, 0.033	0.08
Australia 2000 Emerald Creek <i>imperial</i> <i>N° 1/10/542</i>	EC	spray	0.13	645	4	0	fruit	0.037, 0.099, 0.10	0.24
						3	fruit	0.039, 0.092, 0.048	0.18
Australia 2000 Taylorville <i>kara</i> <i>N° 1/10/542</i>	EC	spray	0.21	2000 (10.5 g/hL)	4	0	fruit	0.064, 0.072., 0.018	0.15
						1	fruit	0.021, 0.042, 0.026	0.09
						3	fruit	0.013, 0.033, 0.025	<u>0.07</u>
						7	fruit	0.006, 0.014, 0.015	<u>0.04</u>
Australia 2000 Taylorville <i>kara</i> <i>N° 1/10/542</i>	EC	spray	0.42	2000	4	0	fruit	2.90, 1.90, 0.11	4.91
						3	fruit	0.03, 0.067, 0.044	0.14

Table 35. Endosulfan residues in oranges resulting from supervised trials in Spain, Italy, Greece, and Australia.

ORANGES	Application					PHI days	Sample analysed	Residues of alpha, beta endosulfan, endosulfan sulfate, mg/kg	Total Residues, mg/kg
Country, Year of trial Variety Report	Form.	Method	kg ai/ha/ applic'n	L/ha	No.				
Spain1999 Navelina C016758 <i>ER 99 ECS 758</i>	CS*	Spray Interval 14 d BBCH 81, 81	1.05	3000 (0.035%)	2	0	Peel	1.7, 0.99, 0.043	2.73
						0	Pulp	< 0.02, < 0.02, < 0.02	< 0.02
						0	Fruitc	0.59, 0.35, 0.027	0.97
						7	Peel	1.5, 0.84, 0.059	2.40
						7	Pulp	< 0.02, < 0.02, < 0.02	< 0.02
						7	Fruitc	0.43, 0.25, 0.031	0.71
						14	Peel	1.1, 0.65, 0.067	1.82
						14	Pulp	< 0.02, < 0.02, < 0.02	< 0.02
						14	Fruitc	0.31, 0.20, 0.034	0.54
						21	Peel	0.73, 0.47, 0.058	1.26
						21	Pulp	< 0.02, < 0.02, < 0.02	< 0.02
						21	Fruitc	0.25, 0.16, 0.033	0.44
						28	Peel	0.86, 0.57, 0.077	1.51
						28	Pulp	< 0.02, < 0.02, < 0.02	< 0.02
						28	Fruitc	0.27, 0.18, 0.038	0.49

ORANGES Country, Year of trial Variety Report	Application					PHI days	Sample analysed	Residues of alpha, beta endosulfan, endosulfan sulfate, mg/kg	Total Residues, mg/kg
	Form.	Method	kg ai/ha/ applic'n	L/ha	No.				
Italy 2000 Navel C016112 ER 99 750ECS	CS*	Spray Interval 14 d BBCH 79, 81	1.05	3000 (0.035% ai)	2	0 22	Fruit Fruit	0.36, 0.26, 0.12 0.28, 0.22, 0.10	0.74 0.60
Spain 1998 Navelina C005108 ER 98 ECS 750	CS*	Spray Interval 15d BBCH 74, 78	1.05	3000 (0.035% ai)	2	0 7 14 21 28 0/7 14/28 21	Peel Peel Peel Peel Peel Pulp Pulp Pulp	1.4, 0.81, 0.18 0.90, 0.53, 0.27 0.50, 0.37, 0.35 0.36, 0.29, 0.39 0.36, 0.30, 0.38 ND, ND, ND < 0.02, < 0.02 ND ND, ND, ND	2.39 1.68 1.22 1.04 1.04 < 0.02 < 0.02 < 0.02
						0 7 14 21 28	Fruitc Fruitc Fruitc Fruitc Fruitc	0.40, 0.23, 0.06 0.22, 0.13, 0.07 0.13, 0.10, 0.09 0.09, 0.07, 0.09 0.09, 0.08, 0.10	0.69 0.42 0.32 0.25 0.27
Spain 1998 Navelina C005108 ER 98 ECS 750	CS*	Spray Interval 16 d BBCH 75, 78	1.05	3000 (0.035% ai)	2	0 7 14 21 28 0 7/14 21/28 0 7 14 21 28	Peel Peel Peel Peel Peel Pulp Pulp Pulp Fruitc Fruitc Fruitc Fruitc Fruitc	0.79, 0.51, 0.07 0.63, 0.41, 0.17 0.50, 0.33, 0.23 0.53, 0.37, 0.23 0.33, 0.25, 0.21 < 0.02, ND, ND ND, ND, ND ND, ND, ND 0.21, 0.14, 0.03 0.17, 0.11, 0.05 0.13, 0.09, 0.07 0.13, 0.10, 0.06 0.08, 0.07, 0.06	1.37 1.21 1.06 1.13 0.79 < 0.02 < 0.02 < 0.02 0.38 0.33 0.29 0.29 0.21
Spain 1998 Navelina C003108 ER 98 ECS 740	35EC	Spray Interval 14d BBCH 75 , 78	1.05	3000 (0.035% ai)	2	0 0 23 23 0 23	Peel Pulp Peel Pulp Fruitc Fruitc	0.85, 0.83, 0.30 ND, ND, ND 0.07, 0.11, 0.43 ND, ND, ND 0.21, 0.20, 0.08 0.02, 0.03, 0.11	1.98 < 0.02 0.61 < 0.02 0.49 0.16
Spain 1998 Navelina C003108 ER 98 ECS 740	35EC	Spray Int ;14d BBCH 75, 78	1.05	3000 (0.035% ai)	2	0 0 23 23 0 23	Peel Pulp Peel Pulp Fruitc Fruitc	1.30, 0.93, 0.34 ND, ND, ND 0.11, 0.16, 0.71 ND, ND, < 0.02 0.34, 0.24, 0.09 0.04, 0.05, 0.19	2.57 < 0.02 0.98 < 0.02 0.67 0.28
Italy 1998 Washington Navel C003108 ER 98 ECS 740	35EC	Spray Interval 14 d BBCH 77, 81	1.05	3000 (0.035% ai)	2	0 0 23 23 0 23	Peel Pulp Peel Pulp Fruitc Fruitc	0.85, 0.72, 0.31 < 0.02, < 0.02, ND 0.07, 0.13, 0.19 ND, ND, ND 0.21, 0.18, 0.08 0.03, 0.04, 0.06	1.88 < 0.02 0.39 < 0.02 0.47 0.13

ORANGES Country, Year of trial Variety Report	Application					PHI days	Sample analysed	Residues of alpha, beta endosulfan, endosulfan sulfate, mg/kg	Total Residues, mg/kg
	Form.	Method	kg ai/ha/ applic'n	L/ha	No.				
Italy1998 Tarocco C003108 ER 98 ECS 740	35EC	Spray Interval 14 d BBCH 77, 81	1.05	3000 (0.035% ai)	2	0	Peel	0.78, 0.66, 0.18	1.62
						0	Pulp	< 0.02, < 0.02, < 0.02	< 0.02
						21	Peel	0.09, 0.20, 0.27	0.56
						21	Pulp	ND, ND, ND	< 0.02
						0	Fruitc	0.20, 0.17, 0.07	0.44
						21	Fruitc	0.03, 0.04, 0.06	0.13
Spain1997 Navel C001464 ER 97 ECS 740	35EC	Spray Interval 14 d BBCH 78, 78	1.05	3000 (0.035% ai)	2	0	Peel	1.1, 0.82, 0.58	2.50
						0	Pulp	ND, < 0.02, ND	< 0.02
						7	Peel	0.42, 0.53, 0.83	1.78
						7	Pulp	ND, ND, ND	< 0.02
						14	Peel	0.22, 0.3, 0.64	1.16
						14	Pulp	ND, ND, ND	< 0.02
						21	Peel	0.22, 0.32, 0.69	1.23
						21	Pulp	ND, ND, < 0.02	< 0.02
						28	Peel	0.12, 0.19, 0.63	0.94
						28	Pulp	ND, ND, ND	< 0.02
Spain1997 Navel C001464 ER 97 ECS 740	35EC	Spray Interval 14 d BBCH 78, 78	1.05	3000 (0.035% ai)	2	0	Fruitc	0.26, 0.20, 0.14	0.60
						7	Fruitc	0.08, 0.10, 0.15	0.32
						14	Fruitc	0.05, 0.07, 0.14	0.26
						21	Fruitc	0.05, 0.07, 0.14	0.26
						28	Fruitc	0.03, 0.05, 0.13	0.21
Spain1997 Navelina C001464 ER 97 ECS 740	35EC	Spray Interval 14 d BBCH 78, 78	1.05	3000 (0.035% ai)	2	0	Peel	1.1, 0.72, 0.54	2.36
						0	Pulp	ND, ND, ND	< 0.02
						7	Peel	0.32, 0.45, 0.75	1.52
						7	Pulp	ND, ND, ND	< 0.02
						13	Peel	0.27, 0.36, 0.72	1.35
						13	Pulp	ND, ND, ND	< 0.02
						21	Peel	0.17, 0.24, 0.57	0.98
						21	Pulp	ND, ND, ND	< 0.02
						28	Peel	0.18, 0.23, 0.73	1.14
						28	Pulp	ND, ND, ND	< 0.02
						0	Fruitc	0.20, 0.13, 0.10	0.43
						7	Fruitc	0.07, 0.10, 0.16	0.33
						13	Fruitc	0.06, 0.08, 0.16	0.30
21	Fruitc	0.04, 0.06, 0.13	0.23						
28	Fruitc	0.05, 0.06, 0.17	0.28						
Greece1997 Lutsiana C001464 ER 97 ECS 740 Santa	35EC	Spray Interval 14 d BBCH 79, 81	1.05	3000 (0.035% ai)	2	0	Peel	0.4, 0.32, 0.16	0.88
						0	Pulp	ND, < 0.02, ND	< 0.02
						7	Peel	0.13, 0.24, 0.30	0.67
						7	Pulp	ND, ND, ND	< 0.02
						14	Peel	0.07, 0.12, 0.21	0.40
						14	Pulp	ND, ND, ND	< 0.02
						21	Peel	0.1, 0.2, 0.32	0.62
						21	Pulp	ND, ND, ND	< 0.02
						28	Peel	0.07, 0.1, 0.27	0.44
						28	Pulp	ND, ND, ND	< 0.02
						0	Fruitc	0.17, 0.14, 0.11	0.42
						7	Fruitc	0.05, 0.09, 0.11	0.25
						14	Fruitc	0.03, 0.05, 0.09	0.17
21	Fruitc	0.05, 0.09, 0.14	0.28						
28	Fruitc	0.03, 0.04, 0.11	0.18						

ORANGES	Application					PHI days	Sample analysed	Residues of alpha, beta endosulfan, endosulfan sulfate, mg/kg	Total Residues, mg/kg
	Country, Year of trial Variety Report	Form.	Method	kg ai/ha/ applic'n	L/ha				
Spain1997 Navelina C001464 ER 97 ECS 740	35EC	Spray Interval 14 d BBCH 78,	3.15	3000 (0.105% ai)	2	21 21 21	Fruit Raw juice Peel /pomace	0.12, 0.18, 0.33 ND, ND, ND 0.32, 0.38, 0.74	0.62 < 0.02 1.44
Spain1997 Navel Moncada, C001464 ER 97 ECS 740	35EC	Spray 14 d BBCH 78,	3.15	3000 (0.105% ai)	2	21 21 21	Fruit Raw juice Peel /pomace	0.09, 0.14, 0.25 ND, ND, ND 0.14, 0.19, 0.51	0.48 < 0.02 0.84
Italy1997 Naveline C001464 ER 97 ECS 740	35EC	Spray Interval 14 d BBCH 81, 81	1.05	3000 (0.035% ai)	2	0 0 7 7 14 14 19 19 28 28 0 7 14 19 28	Peel Pulp Peel Pulp Peel Pulp Peel Pulp Peel Pulp Fruitc Fruitc Fruitc Fruitc Fruitc	0.57, 0.47, 0.04 < 0.02, < 0.02, ND 0.3, 0.37, 0.05 ND, < 0.02, ND 0.19, 0.32, 0.10 < 0.02, < 0.02, ND 0.13, 0.28, 0.06 < 0.02, < 0.02, ND 0.13, 0.24, 0.06 ND, ND, ND 0.02, 0.18, 0.02 0.02, 0.11, 0.02 0.03, 0.10, 0.03 0.03, 0.10, 0.03 0.02, 0.08, 0.02	1.08 < 0.02 0.72 < 0.02 0.61 < 0.02 0.47 < 0.02 0.43 < 0.02 0.22 0.15 0.16 0.16 0.12
Italy1997 Naveline C001464 ER 97 ECS 740	35EC	Spray Interval 14 days BBCH 81,	3.15	3000 (0.105% ai)	2	21 21 21	Fruit Raw juice Peel/ pomace	0.15, 0.26, 0.04 ND, < 0.02, < 0.02 0.46, 0.69, 0.08	0.45 < 0.02 1.23
Italy1997 Navel C001464 ER 97 ECS 740	35EC	Spray Interval 14 d BBCH 76, 79	1.05	3000 (0.035% ai)	2	0 0 7 7 14 14 19 19 28 28 0 7 14 19 28	Peel Pulp Peel Pulp Peel Pulp Peel Pulp Fruitc Fruitc Fruitc Fruitc Fruitc	0.42, 0.38, 0.11 < 0.02, < 0.02, ND 0.14, 0.27, 0.13 ND, < 0.02, ND 0.11, 0.23, 0.14 ND, < 0.02, ND 0.08, 0.15, 0.17 ND, ND, ND 0.05, 0.08, 0.11 ND, ND, ND 0.11, 0.10, 0.03 0.04, 0.08, 0.04 0.03, 0.06, 0.04 0.03, 0.05, 0.05 0.02, 0.03, 0.03	0.91 < 0.02 0.54 < 0.02 0.48 < 0.02 0.40 < 0.02 0.24 < 0.02 0.24 0.16 0.13 0.13 0.08
Australia 2000 Beverford valencia N° 1/10/544	EC	spray	0.21	2000 (10.5 g/hL)	4	0 1 3 7	Fruit Fruit Fruit Fruit	0.035, 0.052, 0.015 0.02, 0.044, 0.019 0.01, 0.025, 0.014 0.007, 0.024, 0.023	0.10 0.08 0.05 0.05

ORANGES Country, Year of trial Variety Report	Application					PHI days	Sample analysed	Residues of alpha, beta endosulfan, endosulfan sulfate, mg/kg	Total Residues, mg/kg
	Form.	Method	kg ai/ha/ applic'n	L/ha	No.				
Australia 2000 Beverford valencia N° 1/10/544	EC	spray	0.42	2000	4	0 3	Fruit Fruit	0.09, 0.097, 0.027 0.058, 0.12, 0.046	0.21 0.22
Australia 2000 Taylorville valencia N° 1/10/544	EC	spray	0.21	2000 (10.5 g/hL)	4	0 1 3 7	Fruit Fruit Fruit Fruit	0.081, 0.100, 0.008 0.032, 0.077, 0.013 0.018, 0.047, 0.013 0.007, 0.017, 0.009	0.19 0.12 0.08 0.03
Australia 2000 Taylorville valencia N° 1/10/544	EC	spray	0.42	2000	4	0 +3 +3	Fruit peel flesh	0.17, 0.20, 0.029 0.10, 0.21, 0.067 0.011, 0.016, 0.007	0.40 0.38 0.03

Table 36. Endosulfan residues in apple resulting from supervised trials in Europe, South Africa, USA and Australia.

APPLE Country, Year of trial Variety Report	Application					PHI days	Sample analysed	Residues of alpha, beta endosulfan, endosulfan sulfate, mg/kg	Total Residues, mg/kg
	Form.	Method	kg ai/ha/ applic'n	L/ha	No.				
Germany1989 <i>Jonathan</i> C004071 (A49973) PSR99/012	35EC	Spray	0.40, 0.47, 0.47, 0.40	1140, 1330 1330 1140 (0.035 % ai)	4	0 21 21 21 21 21	Fruit Fruit Mash Juice Pomace Wash w		0.42 0.06 0.02 0.005 0.075 0.006
Germany1989 <i>James Greaves</i> C004071 (A49972) PSR99/012	35EC	Spray	0.53	1500 0.035%a.i	4	0 21 21 21 21	Fruit Fruit Mash Juice Pomace Wash w		0.76 0.11 0.02 0.006 0.175 0.006
Germany1983 <i>Golden Delicious</i> A28757 DEU83171111	35 WP	Spray Interval 14 d	0.74	500 (0.148%a.i)	5	0 7 14 21	Fruit Fruit Fruit Fruit	2.0, 1.2, 0.08 0.9, 0.9, 0.07 0.8, 1.4, 0.09 0.3, 0.8, 0.1	3.28 1.87 2.29 1.20
Germany1983 <i>Klarapfel</i> A28758 DEU83171121	35 WP	Spray Interval 13-17 d	0.74	500 (0.148 % ai)	5	0 7 14 21	Fruit Fruit Fruit Fruit	0.8, 0.8, 0.1 0.2, 0.3, 0.06 0.2, 0.4, 0.03 0.09, 0.2, 0.03	1.7 0.56 0.63 0.32
Germany1983 <i>Golden Delicious</i> A28759 DEU83171131	35 WP	Spray Interval 14-17d days	0.74	500 (0.148 % ai)	5	0 7 14 21	Fruit Fruit Fruit Fruit	0.8, 0.6, 0.05 0.4, 0.6, 0.05 1.1, 1.0, 0.06 0.09, 0.1, 0.03	1.45 1.05 2.16 0.22
Germany1983 <i>Golden Delicious</i> A28760 DEU83170131	35 EC	Spray Interval 14-17d	0.799	500 (0.16% ai)	5	0 7 14 21	Fruit Fruit Fruit Fruit	0.4, 0.5, 0.07 0.3, 0.5, 0.06 0.4, 0.6, 0.06 0.2, 0.4, 0.07	0.97 0.86 1.06 0.67
Germany1983 <i>Klarapfel</i> A28761 DEU83170121	35 EC	Spray Interval 13- 17d	0.799	500 (0.16% ai)	5	0 7 14 21	Fruit Fruit Fruit Fruit	0.8, 0.7, 0.1 0.2, 0.4, 0.09 0.09, 0.3, 0.1 0.05, 0.3, 0.1	1.60 0.69 0.49 0.45
Germany1983 <i>Golden Delicious</i> A28762 DEU83170111	35 EC	Spray Interval 14 d	0.799	500 (0.16 % ai)	5	0 7 14 21	Fruit Fruit Fruit Fruit	3.0, 2.2, 0.1 1.7, 1.8, 0.1 1.0, 1.5, 0.1 1.1, 1.2, 0.1	5.30 3.60 2.60 2.40

APPLE	Application					PHI days	Sample analysed	Residues of alpha, beta endosulfan, endosulfan sulfate, mg/kg	Total Residues, mg/kg
Country, Year of trial Variety Report	Form.	Method	kg ai/ha/ applic'n	L/ha	No.				
Germany1976 <i>Cox Orange</i> A08886 LEA 1/48/01/02-76	24EC*	Spray Interval 14, 21, 18, 10 d	0.96	2000 (0.048 % ai)	5	0 10 14 21	Fruit Fruit Fruit Fruit		1.20 0.01 1.0 0.80
Germany1976 <i>James Grieve</i> A08888a LEA 2/48/01/02-76	24EC*	Spray Interval 11, 23, 18, 11 d	0.96	2000 (0.048 % ai)	5	0 10 14 21	Fruit Fruit Fruit Fruit		1.10 1.00 0.70 0.30
Germany1983 <i>Golden Delicious</i> A29493 DEU83172231	2.82 DP	Spread Interval 14, 14, 14, 17 d	0.705	25 kg Product	5	0 7 14 21	Fruit Fruit Fruit Fruit	0.06, 0.08, 0.04 0.06, 0.1, 0.06 0.03, 0.08, 0.06 0.1, 0.09, 0.05	0.18 0.22 0.17 0.24
Germany1983 <i>Golden Delicious</i> A29495 DEU83172211	2.82 DP	Spread Interval 14 d	0.705	25 kg Product	5	0 7 14 21	Fruit Fruit Fruit Fruit	0.2, 0.1, 0.4 0.06, 0.04, 0.05 0.04, 0.07, 0.04 0.08, 0.1, 0.05	0.68 0.15 0.15 0.23
Germany1983 <i>James Grieve</i> A29496 DEU83172241	2.82 DP	Spread Interval 14 d	0.705	25 kg Product	5	0 7 14 21	Fruit Fruit Fruit Fruit	0.1, 0.1, 0.06 0.05, 0.08, 0.05 0.05, 0.1, 0.05 0.02, 0.04, 0.04	0.26 0.18 0.20 0.10
Germany1983 <i>Victoria</i> A29494 DEU83172221	2.82 DP	Spread Interval 14, 14, 13, 13 d	0.705	25 kg Product	5	0 7 14 21	Fruit Fruit Fruit Fruit	0.2, 0.1, 0.05 0.04, 0.07, 0.05 0.04, 0.07, 0.05 0.03, 0.06, 0.07	0.35 0.16 0.16 0.16
Germany1976 <i>Cox Orange</i> A08889 LEA 4/48/01/02-76	24EC*	Spray Interval 14, 21, 14, 14 d	0.96	2000 (0.048 % ai)	5	0 10 14 21	Fruit Fruit Fruit Fruit		2.70 0.80 0.70 0.60
Germany1975 <i>Cox Orange</i> A04837 LEA 4/82/01/02-75 (A)	24EC*	Spray Interval 14 d	0.96	2000 (0.048 % ai)	4	0 7 14 21 28	Fruit Fruit Fruit Fruit Fruit	ND, ND, ND 0.40, 0.60, 0.05 0.20, 0.20, 0.04 0.09, 0.20, 0.03 0.20, 0.20, 0.03	< 0.02 1.05 0.44 0.32 0.43
Germany1975 <i>Gold Parmane</i> A04838 LEA 4/82/02/02-75 (A)	24EC*	Spray Interval 14 d	0.96	2000 (0.048 % ai)	4	0 7 14 21 28	Fruit Fruit Fruit Fruit Fruit	0.30, 0.30, 0.05 0.20, 0.30, 0.07 0.50, 0.70, 0.20 0.10, 0.30, 0.09 0.10, 0.20, 0.09	0.65 0.57 1.40 0.49 0.39
Germany1975 <i>Freiherr von Berlepsch</i> A04839 LEA 4/82/03/02-75	24EC*	Spray Interval 14 d	0.96	2000 (0.048 % ai)	4	0 7 14 21 28	Fruit Fruit Fruit Fruit Fruit	0.50, 0.50, ND 0.40, 0.50, 0.04 0.30, 0.50, 0.03 0.10, 0.20, 0.02 0.09, 0.10, 0.02	1.20 0.94 0.83 0.32 0.21
Germany1975 <i>Jonared 1975</i> A05860 LEA 1/82/01/02-75	24EC*	Spray Interval 13, 75 d	0.96	2000 (0.048 % ai)	3	0 10 20 28	Fruit Fruit Fruit Fruit		0.30 0.30 0.20 0.07
Germany1975 <i>Golden 1975</i> A05861 LEA 1/82/02/02-75	24EC*	Spray Interval 13, 75 d	0.96	2000 (0.048 % ai)	3	0 10 20 28	Fruit Fruit Fruit Fruit		1.50 0.90 0.40 0.20
Germany1975 <i>Cox Orange</i> A05862 LEA 2/82/01/02-75	24EC*	Spray Interval 14, 16, 12 d	0.96	2000 (0.048 % ai)	4	0 14 28	Fruit Fruit Fruit		0.60 0.10 0.06
Germany1974 <i>Golden Delicious</i> A02616 1/90/02/02	24EC*	Spray	0.72	2000 (0.036 % ai)	1	0 7 14 21 28	Fruit Fruit Fruit Fruit Fruit		0.58 0.27 0.19 0.21 0.18

APPLE	Application					PHI days	Sample analysed	Residues of alpha, beta endosulfan, endosulfan sulfate, mg/kg	Total Residues, mg/kg
Country, Year of trial Variety Report	Form.	Method	kg ai/ha/ applic'n	L/ha	No.				
Germany1974 <i>Golden Delicious</i> A02617 1/90/02/04	24EC*	Spray Interval 30 days	0.96	2000 (0.048 % ai)	2	0 7 14 21 28	Fruit Fruit Fruit Fruit		0.76 1.00 0.49 0.51 0.66
Germany1974 <i>Golden Delicious</i> A02618 1/90/02/03	24EC*	Spray	0.96	2000 (0.048 % ai)	1	0 7 14 21 28	Fruit Fruit Fruit Fruit		0.71 0.39 0.26 0.36 0.36
Germany1974 <i>Goldparmane</i> A02619 4/90/01/03	24EC*	Spray	0.96	2000 (0.048 % ai)	1	0 7 14 21 28	Fruit Fruit Fruit Fruit	0.30, ND 0.26, ND 0.26, ND 0.12, ND 0.11, 0.17	0.30 0.26 0.26 0.12 0.28
Germany1974 <i>Goldparmane</i> A02620 4/90/01/04	24EC*	Spray Interval 31 d	0.96	2000 (0.048 % ai)	2	0 7 14 21 28	Fruit Fruit Fruit Fruit	0.57, 0.08 0.36, 0.10 0.62, ND 0.28, ND 0.45, 0.05	0.65 0.46 0.62 0.28 0.50
Germany1974 <i>Cox Orange</i> A02621 4/90/02/02	24EC*	Spray	0.72	2000 (0.036 % ai)	1	0 7 14 21 28	Fruit Fruit Fruit Fruit	0.28, ND 0.18, ND 0.15, ND 0.11, ND 0.13, ND	0.28 0.18 0.15 0.11 0.13
Germany1974 <i>Cox Orange</i> A02622 4/90/02/03	24EC*	Spray	0.96	2000 (0.048 % ai)	1	0 7 14 21 28	Fruit Fruit Fruit Fruit	0.22, ND 0.29, ND 0.18, ND 0.14, ND 0.17, ND	0.22 0.29 0.18 0.14 0.17
Germany1974 <i>Cox Orange 1974</i> A02623 4/90/02/04	24EC*	Spray Interval 31 days	0.96	2000 (0.048 % ai)	2	0 7 14 21 28	Fruit Fruit Fruit Fruit	0.31, ND 0.35, ND 0.33, ND 0.25, ND 0.27, ND	0.31 0.35 0.33 0.25 0.27
Germany1974 <i>Goldparmane 1974</i> A02624 4/90/01/02	24EC*	Spray	0.72	2000 (0.036 % ai)	1	0 7 14 21 28	Fruit Fruit Fruit Fruit	0.26, ND 0.17, ND 0.16, ND 0.18, ND 0.18, ND	0.26 0.17 0.16 0.18 0.18
Germany1974 <i>Cox Orange</i> A03995 1/90/01/02	24EC*	Spray	0.72	2000 (0.036 % ai)	1	0 7 14 21 28	Fruit Fruit Fruit Fruit		0.82 0.46 0.34 0.37 0.22
Germany1974 <i>(Goldparmane)</i> 1/90/01/03	24 EC	Spray	0.96	2000 (0.048 % ai)	1	0 7 14 21 28	Fruit Fruit Fruit Fruit		1.23 0.96 0.61 0.27 0.31
Germany1974 <i>Cox Orange</i> 1/90/01/04 A03997	24EC*	Spray Interval 30 d	0.96	2000 (0.048 % ai)	2	0 7 14 21 28	Fruit Fruit Fruit Fruit		1.19 1.07 0.84 0.52 0.35
Germany1974 <i>Golden Delicious</i> 2/90/01/02 A03998	24EC*	Spray	0.72	2000 (0.048 % ai)	1	0 7 14 21 28	Fruit Fruit Fruit Fruit		0.60 0.30 0.15 0.15 0.04

APPLE	Application					PHI days	Sample analysed	Residues of alpha, beta endosulfan, endosulfan sulfate, mg/kg	Total Residues, mg/kg
Country, Year of trial Variety Report	Form.	Method	kg ai/ha/ applic'n	L/ha	No.				
Germany1974 <i>Golden Delicious</i> A03999 2/90/01/03	24EC*	Spray	0.96	2000 (0.048 % ai)	1	0 7 14 21 28	Fruit Fruit Fruit Fruit Fruit		0.90 0.40 0.25 0.25 0.12
Germany1974 <i>Golden delicious</i> 2/90/01/04 A04000	24EC*	Spray Interval 27 d	0.96	2000 (0.048 % ai)	2	0 7 14 21 28	Fruit Fruit Fruit Fruit Fruit		1.70 0.90 0.50 0.30 0.12
Italy 1993 Baricella, Emiglia Romagna <i>Cooper 4</i> A54359 ER 93 ECS 705	35EC	(backpack) BBCH 76-77 and 81 interval sprays-55	0.66	1250 (0.0528 % ai)	2	0 7 14 14 14 14 14 14	Apple fruit "washed unwashed cider mash pomace ww	0.14, 0.15, < 0.01 0.03, 0.04, < 0.01 0.03, 0.05, 0.03 0.02, 0.03, < 0.01 0.04, 0.05, 0.02 < 0.01, < 0.01, < 0.01 < 0.01, 0.01, < 0.01 0.04, 0.07, 0.01 < 0.01, < 0.01, < 0.01	0.29 0.07 0.11 0.05 0.11 < 0.01 0.01 0.12 < 0.01
Italy 1993 Baricella, Emiglia Romagna <i>Cooper 4</i> A54359 ER 93 ECS 705	35EC	(backpack) BBCH 76-77 and 81 interval sprays-55	1.3199	1250 (0.1056 % ai)	2	0 7 14 14 14 14 14 14	Apple fruit "washed unwashed cider mash pomace ww	0.44, 0.40, 0.02 0.06, 0.13, 0.02 0.03, 0.045, 0.015 0.02, 0.05, < 0.01 0.04, 0.07, 0.02 < 0.01, < 0.01, < 0.01 < 0.01, 0.01, < 0.01 0.10, 0.15, 0.04 < 0.01, < 0.01, < 0.01	0.86 0.21 0.09 0.07 0.13 < 0.01 0.01 0.29 < 0.01
Spain1999 <i>Red chief</i> C016113c ER 99 ECS 755	CS*	(knapsack) BBCH 79 and 85 Interval 15d	1.05	1000 (0.105 % ai)	2	0 3 7 14	fruit	0.35, 0.24, < 0.02 0.24, 0.19, < 0.02 0.28, 0.19, < 0.02 0.16, 0.13, < 0.02	0.59 0.43 0.47 0.29
Spain1999 <i>Golden Smutte</i> C016113 ER 99 ECS 755	CS*	(knapsack) BBCH 79 and 85 Interval 13d	1.05	1000 (0.105 % ai)	2	0 3 7 14	Fruit	0.65, 0.44, < 0.02 0.89, 0.57, < 0.02 0.49, 0.38, < 0.02 0.21, 0.16, < 0.02	1.09 1.46 0.87 0.37
Greece1999 <i>Golden</i> C016113 ER 99 ECS733	CS*	Spray (gun) BBCH 81 and 85 Interval 14d	1.05	1500 (0.07 % ai)	2	0 3 7 14	Fruit	1.20, 0.72, < 0.02 0.43, 0.27, < 0.02, 0.84, 0.78, < 0.02 0.63, 0.46, < 0.02	1.92 0.70 1.62 1.09
Italy1999 <i>Mondial gala</i> C016113 ER 99 ECS 755	CS*	Spray (gun) BBCH 77 and 77 Interval 14d	1.05	1500 (0.07 % ai)	2	0 3 7 14	Fruit	0.69, 0.43, < 0.02 0.49, 0.32, < 0.02 0.64, 0.40, < 0.02 0.39, 0.23, < 0.02	1.12 0.81 1.04 0.62
Portugal1999 <i>Baby Gold</i> ER 99 ECS 755	CS*	(knapsack) BBCH 78 and 81 Interval 14d	1.05	1100 (0.01 % ai)	2	0 3 7 14	Fruit	0.96, 0.57, < 0.02 1.2, 0.71, < 0.02 0.99, 0.65, < 0.02 0.22, 0.19, < 0.02	1.53 1.91 1.64 0.41
Spain1994 <i>Golden Smuthe</i> Alfamen, A55874 ER 94 ECS 705	35EC	(backpack) BBCH 78 and 81 interval sprays-51	0.528	1000 (0.0528 % ai)	2	0 7 ~12 21 28	Apple	0.05, 0.09, < 0.01 0.03, 0.02, < 0.01 < 0.01, 0.02, < 0.01 < 0.01, 0.01, < 0.01 < 0.01, < 0.01, < 0.01	0.14 0.05 0.02 0.01 < 0.01
Spain1994 <i>Golden Smuthe</i> A55874 ER 94 ECS 705	35EC	(backpack) BBCH 78 and 81 interval sprays-51	1.056	1000 (0.1056 % ai)	2	0 7 ~12 21 28	Apple	0.26, 0.24, 0.02 0.04, 0.08, 0.02 0.02, 0.04, 0.02 0.02, 0.03, 0.02 0.01, 0.015, 0.01	0.52 0.14 0.08 0.07 0.04

APPLE	Application					PHI days	Sample analysed	Residues of alpha, beta endosulfan, endosulfan sulfate, mg/kg	Total Residues, mg/kg
Country, Year of trial Variety Report	Form.	Method	kg ai/ha/ applic'n	L/ha	No.				
Spain1994 Zaragoza <i>Starkingson</i> A55874 <i>ER 94 ECS 705</i>	35EC	backpack) BBCH 78 and 81 interval sprays-51	0.528	1000 (0.0528 % ai)	2	0 7 12 21 28	Apple	0.07, 0.09, < 0.01 0.01, 0.02, < 0.01 0.02, 0.02, < 0.01 0.02, 0.03, < 0.01 < 0.01, < 0.01, < 0.01	0.16 0.03 0.04 0.05 < 0.01
Spain1994 Zaragoza <i>Starkingson</i> A55874 <i>ER 94 ECS 705</i>	35EC	backpack) BBCH 78 and 81 interval sprays-51	1.056 1.056	1000 (0.1056 % ai)	2	0 7 12 21 28	Apple	0.15, 0.21, < 0.01 0.04, 0.06, 0.02 0.02, 0.045, < 0.01 0.02, 0.033, < 0.01 0.023, 0.03, < 0.01	0.36 0.12 0.07 0.05 0.05
France1994 South <i>Golden Spur</i> A55874 <i>ER 94 ECS 705</i>	35EC	(backpack) BBCH 76 and 80 Interval 71d	0.528	990, 972 (0.0533, 0.0543 % ai)	2	0 7 13 21 28	Apple	< 0.01, < 0.01, < 0.01 0.02, 0.04, 0.01 < 0.01, < 0.01, < 0.01 < 0.01, < 0.01, < 0.01 < 0.01, < 0.01, < 0.01	< 0.01 0.07 < 0.01 < 0.01 < 0.01
France1994 South <i>Golden Spur</i> A55874 <i>ER 94 ECS 705</i>	35EC	(backpack) BBCH 76-And 80 Interval 71d	1.056	990, 952 (0.1067, 0.1109 % ai)	2	0 7 13 21 28	Apple	0.34, 0.31, 0.02 0.04, 0.06, 0.02 < 0.01, < 0.01, < 0.01 0.04, 0.04, 0.05 0.03, 0.06, 0.03	0.67 0.12 < 0.01 0.13 0.12
Italy1994 <i>Golden Delicious</i> A55874 <i>ER 94 ECS 705</i>	35EC	(backpack) BBCH 77 And na Interval 52d	0.7922, 0.7919	1500 (0.0528 % ai)	2	0 7 14 21 28	Apple	0.33, 0.34, < 0.01 0.06, 0.095, 0.02 0.075, 0.12, 0.025 0.04, 0.07, 0.03 0.03, 0.06, 0.02	0.67 0.18 0.22 0.14 0.11
Italy 1994 <i>(Golden Delicious)</i> <i>ER 94 ECS 705</i>	35EC	(backpack) BBCH 77-78 and na interval sprays-52	1.5848, 1.5841	1500 (0.1056 % ai)	2	0 7 14 14 14 14 21 28	Apple fruit " "washed "unwshd must puree pomace w, w Fruit Fruit	1.0, 0.71, 0.05 0.135, 0.225, 0.035 0.10, 0.133, 0.03 0.07, 0.12, 0.03 0.10, 0.13, 0.04 < 0.01, < 0.01, < 0.01 0.02, 0.03, 0.01 0.24, 0.36, 0.09 < 0.01, < 0.01, < 0.01 0.16, 0.26, 0.05 0.075, 0.135, 0.03	1.76 0.40 0.26 0.22 0.27 < 0.01 0.06 0.69 < 0.01 0.47 0.24
Italy 1994 <i>Imperatore</i> <i>ER 94 ECS 705</i>	35EC	(backpack) BBCH 76 and 81 interval sprays-51	0.7922, 0.7919	1500 (0.0528 % ai)	2	0 7 14 21 28	Apple fruit	0.35, 0.16, < 0.01 0.04, 0.02, < 0.01 0.01, 0.02, < 0.01 0.025, 0.04, < 0.01 < 0.01, 0.02, < 0.01	0.51 0.06 0.03 0.07 0.02
Italy 1994 <i>Imperatore</i> <i>ER 94 ECS 705</i>	35EC	Sprays BBCH 76-77 and 78-81 interval sprays-51	1.5848, 1.5841	1500 (0.1056 % ai)	2	0 7 14 14 14 14 14 14 21 28	Apple fruit " "washed "unwshd must puree pomace w, w Fruit Fruit	0.62, 0.27, 0.01 0.11, 0.12, 0.02 0.13, 0.13, 0.01 0.055, 0.075, 0.02 0.05, 0.09, 0.045 < 0.01, < 0.01, < 0.01 < 0.01, 0.01, < 0.01 0.17, 0.26, 0.07 < 0.01, < 0.01, < 0.01 0.033, 0.046, 0.02 0.063, 0.07, 0.026	0.90 0.25 0.27 0.15 0.19 < 0.01 0.01 0.50 < 0.01 0.10 0.16
Spain 1993 <i>Starking</i> A54359 <i>ER 93 ECS 705</i>	35EC	(backpack) BBCH 77 and 81 interval sprays-56	1.0419, 1.0238	1973 1939 (0.0528 % ai)	2	0 7 14 14 14 14 14 14 14	Apple fruit Fruit "washed "unwshd mash pomace ww cider	0.26, 0.25, < 0.01 0.05, 0.06, < 0.01 0.02, 0.03, < 0.01 0.04, 0.04, 0.01 0.03, 0.04, 0.01 < 0.01, 0.01, < 0.01 0.06, 0.10, 0.01 < 0.01, < 0.01, < 0.01 < 0.01, < 0.01, < 0.01	0.51 0.11 0.05 0.08 0.08 0.01 0.17 < 0.01 < 0.01

APPLE		Application				PHI days	Sample analysed	Residues of alpha, beta endosulfan, endosulfan sulfate, mg/kg	Total Residues, mg/kg
Country, Year of trial Variety Report	Form.	Method	kg ai/ha/ applic'n	L/ha	No.				
Spain 1993 <i>Starking</i> A54359 <i>ER 93 ECS 705</i>	35EC	(backpack) BBCH 77 and 81 Interval sprays-56	2.3708, 2.4428	2245 2313 (0.1056 % ai)	2	0	Apple	0.50, 0.41, < 0.01	0.91
						7	fruit	0.12, 0.16, 0.03	0.31
						14	Fruit	0.05, 0.07, 0.02	0.14
						14	"washed	0.03, 0.06, < 0.01	0.09
						14	"unwshd	0.03, 0.08, 0.03	0.14
						14	cider	< 0.01, < 0.01, < 0.01	< 0.01
						14	mash	0.01, 0.02, < 0.01	0.03
						14	pomace	0.07, 0.17, 0.025	0.27
14	ww	< 0.01, < 0.01, < 0.01	< 0.01						
France 1993 <i>Golden Delicious</i> A54359 <i>ER 93 ECS 705</i>	35EC	(backpack) BBCH 76-77 and 81 Interval70d	0.528	1000 (0.0528 % ai)	2	0	Apple	0.05, 0.08, < 0.01	0.13
						7	fruit	0.015, 0.03, < 0.01	0.05
						13	"washed	< 0.01, 0.01, < 0.01	0.01
						13	"unwshd	0.02, 0.03, < 0.01	0.05
						13	cider	< 0.01, < 0.01, < 0.01	< 0.01
						13	mash	< 0.01, < 0.01, < 0.01	< 0.01
						13	pomace	0.03, 0.07, < 0.01	0.10
						13	ww	< 0.01, < 0.01, < 0.01	< 0.01
France South 1993 <i>Golden Delicious</i> A54359 <i>ER 93 ECS 705</i>	35EC	(backpack) BBCH 76-77 and 81 interval sprays-70	1.0561	1000 (0.1056 % ai)	2	0	Apple	0.34, 0.29, 0.02	0.65
						7	fruit	0.06, 0.12, 0.04	0.22
						13	"washed	0.03, 0.04, < 0.01	0.07
						13	"unwshd	0.01, 0.03, 0.01	0.05
						13	cider	0.04, 0.07, 0.02	0.13
						13	mash	< 0.01, < 0.01, < 0.01	< 0.01
						13	pomace	< 0.01, 0.01, < 0.01	0.01
						13	ww	0.06, 0.10, 0.035	0.20
13		< 0.01, < 0.01, < 0.01	< 0.01						
France 1993 <i>Canada Gris</i> A54359 <i>ER 93 ECS 705</i>	35EC	(backpack) BBCH 77-78 and 81 interval sprays-55	0.528	1000 (0.0528 % ai)	2	0	Apple	0.09, 0.09, 0.01	0.19
						7	fruit	0.115, 0.115, 0.01	0.24
						13	"washed	0.085, 0.105, 0.01	0.20
						13	"unwshd	0.04, 0.06, < 0.01	0.10
						13	cider	0.105, 0.12, 0.015	0.24
						13	mash	< 0.01, < 0.01, < 0.01	< 0.01
						13	pomace	0.01, 0.02, < 0.01	0.03
						13	ww	0.16, 0.18, 0.02	0.36
13		< 0.01, < 0.01, < 0.01	< 0.01						
France 1993 St Pardon de C. Aquitaine <i>Canada Gris</i> A54359 <i>ER 93 ECS 705</i>	35EC	(backpack) BBCH 77-78 and 81 interval sprays-55	1.0561	1000 (0.1056 % ai)	2	0	Apple	0.21, 0.26, 0.01	0.48
						7	fruit	0.21, 0.62, 0.03	0.86
						13	"washed	0.20, 0.23, 0.03	0.46
						13	"unwshd	0.13, 0.13, 0.01	0.27
						13	cider	0.12, 0.18, 0.04	0.34
						13	mash	< 0.01, < 0.01, < 0.01	< 0.01
						13	pomace	0.04, 0.06, < 0.01	0.10
						13	ww	0.58, 0.77, 0.03	1.38
13		< 0.01, < 0.01, < 0.01	< 0.01						
Italy 1993 Gallo, Emiglia Romagna <i>Golden</i> <i>Delicious</i> A54359 <i>ER 93 ECS 705</i>	35EC	(backpack) BBCH 76-77 and 81 interval sprays-59	0.7922	1500 (0.0528 % ai)	2	0	Apple	0.16, 0.15, 0.01	0.32
						7	fruit	0.06, 0.08, 0.02	0.16
						14	"washed	0.025, 0.03, 0.02	0.08
						14	"unwshd	0.05, 0.07, 0.03	0.15
						14	cider	0.05, 0.07, 0.02	0.14
						14	mash	< 0.01, < 0.01, < 0.01	< 0.01
						14	pomace	< 0.01, 0.02, < 0.01	0.02
						14	ww	0.04, 0.07, 0.02	0.13
14		< 0.01, < 0.01, < 0.01	< 0.01						
Italy 1993 Gallo, Emiglia Romagna <i>Golden</i> <i>Delicious</i> A54359 <i>ER 93 ECS 705</i>	35EC	(backpack) BBCH 76-77 and 81 interval sprays-59	1.5841	1500 (0.1056 % ai)	2	0	Apple	0.58, 0.54, 0.02	1.14
						7	fruit	0.10.0.16, 0.025	0.29
						14	"washed	0.07, 0.10, 0.04	0.21
						14	"unwshd	0.04, 0.06, 0.01	0.11
						14	cider	0.06, 0.08, 0.04	0.18
						14	mash	< 0.01, < 0.01, < 0.01	< 0.01
						14	pomace	0.01, 0.02, < 0.01	0.03
						14	ww	0.13, 0.21, 0.06	0.40
14		< 0.01, < 0.01, < 0.01	< 0.01						

APPLE	Application					PHI days	Sample analysed	Residues of alpha, beta endosulfan, endosulfan sulfate, mg/kg	Total Residues, mg/kg
Country, Year of trial Variety Report	Form.	Method	kg ai/ha/ applic'n	L/ha	No.				
S. Africa1978 <i>Starking</i> ZA/77/03-02-02	24EC*	Spray	0.24	2000 (0.012 % ai)	1	14	Fruit		0.07
S. Africa1978 <i>Starking</i> ZA/77/03-02-03	24EC*	Spray	0.48	2000 (0.024 % ai)	1	14	Fruit		0.05
S. Africa1978 <i>Starking</i> ZA/77/03-02-04	24EC*	Spray	0.72	2000 (0.036 % ai)	1	14	Fruit		0.10
S. Africa1978 <i>Golden Delicious</i> ZA/77/01-04-06	24EC*	Spray Interval 9, 18, 22, 22, 20 d	0.72	2000 (0.036 % ai)	7	13	Fruit		0.50
S. Africa1978 <i>Golden Delicious</i> ZA/77/01-04-07	24EC*	Spray Interval 9, 18, 21, 22, 20 d	0.96	2000 (0.048 % ai)	7	13	Fruit		<u>0.60</u>
USA1972 <i>McIntosh</i> C004071 (A30341) M-3087	2EC	Spray	4.48		2	16	Fruit w/Peel/ core dry/Peel/core peeled/core Wet Pomace Dry Pomace Cider	0.045, 0.087, 0.092 0.20, 0.41, 0.26 0.47, 1.34, 0.95 ND, ND, ND 0.21, 0.42, 0.38 0.24, 1.22, 1.46 ND, ND, ND	0.22 0.87 2.76 < 0.02 1.01 2.92 < 0.02
USA1963 <i>Golden Delicious</i> A30339 R-677	50WP	Spray Interval 40 d	2.46	4200	3	0 7 14 <u>22</u> 29 37		1.66, 0.04* 1.04, 0.18 0.64, 0.14 0.64, 0.13 0.41, 0.10 0.34, 0.09	1.70 1.22 0.78 <u>0.77</u> 0.51 0.43
USA1963 <i>Golden Delicious</i> CA A30339 R-677	2 EC	Spray Interval 40 d	2.46	4200	3	0 7 14 <u>22</u> 29 37		1.33, 0.04 0.59, 0.09 0.56, 0.16 0.42, 0.12 0.38, 0.11 0.34, 0.12	1.37 0.68 0.72 <u>0.54</u> 0.49 0.46
USA1960 <i>Gravenstein</i> C009878 R-385	50WP	Spray Interval 33 d	3.36	5500	2	0 8 15 <u>21</u>			0.56 <u>0.36</u>
USA1960 <i>Golden Delicious</i> C009878 R-385	50WP	Spray Interval 33 d	3.36	5500	2	0 8 15 <u>21</u> 29			2.67 1.30 0.26 <u>0.27</u> < 0.02
USA 1960 <i>Gravenstein</i> C009878 R-385	50WP	Spray Interval 33 d	3.36	5500	2	0 8 15 <u>21</u>			1.95 0.78 0.57 <u>0.16</u>
AUSTRALIA 2000 Bathurst <i>red delicious</i> N° 1/10/563	EC	spray	1.024	1541	6	0 7 14 21 14 14 14	Fruit w fruit juice D pomace W pomace	1.20, 0.90, 0.029 0.25, 0.48, 0.036 0.084, 0.18, 0.022 0.085, 0.16, 0.023 0.12, 0.23, 0.034, 0.005, 0.017, < 0.005 0.72, 1.40, 0.12 0.25, 0.46, 0.046	2.13 0.77 0.29 0.27 0.38 0.02 2.24 0.76
AUSTRALIA 2000 Bathurst <i>red delicious</i> N° 1/10/563	EC	spray	2.034	1541	6	0 7 14 21	Fruit	1.50, 1.30, 0.065 0.35, 0.64, 0.052 0.24, 0.44, 0.039 0.20, 0.34, 0.040	2.87 1.04 0.72 0.58

APPLE	Application					PHI days	Sample analysed	Residues of alpha, beta endosulfan, endosulfan sulfate, mg/kg	Total Residues, mg/kg
Country, Year of trial Variety Report	Form.	Method	kg ai/ha/ applic'n	L/ha	No.				
AUSTRALIA 2000 Cottonvale royal gala N° 1/10/563	EC	spray	1.220	1833	6	14	Fruit	0.16, 0.22, 0.15	0.539

Table 37. Endosulfan residues in pear resulting from supervised trials in Australia.

PEARS	Application					PHI days	Sample analysed	Residues of alpha, beta endosulfan, Endosulfan sulfate, mg/kg	Total Residues, mg/kg
Country, Year of trial Variety Report	Form.	Method	kg ai/ha	L/ha	No.				
AUSTRALIA 2000 Ardmona packham N° 1/10/548	EC	spray	0.997	1500	6	0 7 14 21	Fruit	0.44, 0.45, 0.018 0.26, 0.20, 0.38 0.22, 0.37, 0.20 0.097, 0.19, 0.13	0.91 0.84 0.79 0.417
AUSTRALIA 2000 Ardmona packham N° 1/10/548	EC	spray	1.980	1500	6	0 7 14 21	Fruit	0.86, 0.74, 0.23 0.57, 0.82, 0.30 0.48, 0.77, 0.33 0.21, 0.40, 0.24	1.83 1.69 1.58 0.85
AUSTRALIA 2000 Paracombe duchess N° 1/10/548	EC	spray	1.330	2000	6	0 7 14	Fruit	0.74, 0.67, 0.32 0.34, 0.46, 0.35 0.062, 0.14, 0.24	1.73 1.15 0.44
AUSTRALIA 2000 Paracombe duchess N° 1/10/548	EC	spray	2.64	2000	6	14	Fruit	0.044, 0.10, 0.23	0.374

Table 38. Endosulfan residues in cherry resulting from supervised trials in USA.

CHERRY	Application					PHI days	Sample analysed	Residues of alpha, beta endosulfan, endosulfan sulfate, mg/kg	Total Residues, mg/kg
Country, Year of trial Variety Report	Form	Method	kg ai/ha/ applic'n	L/ha	No.				
USA 1996 A57715 B-J96R-04 US/FDA/PAM vol 1	EC WP	Airblast spray	3.36 3.36	935 935	1 1	21 21	Sour cherry	0.10, 0.31, 0.22 < 0.05, 0.06, < 0.05	<u>0.63</u> 0.06
USA 1996 A57715 B-J96R-04 US/FDA/PAM vol 1	EC WP	Airblast spray	3.36 3.36	944 944	1 1	21 21	Sour cherry	0.05, 0.17, 0.07 < 0.05, 0.06, < 0.05	<u>0.29</u> 0.06
USA 1996 A57715 B-J96R-04 US/FDA/PAM vol 1	EC WP	Airblast spray	3.36 3.36	926 926	1 1	21 21	Sour cherry	0.09, 0.19, 0.06 < 0.05, < 0.05, < 0.05	<u>0.34</u> < 0.05
USA 1996 A57715 B-J96R-04 US/FDA/PAM vol 1	EC WP	Airblast spray	3.36 3.36	944 935	1 1	21 21	Sour cherry	0.07, 0.18, 0.12 < 0.05, 0.09, < 0.05	<u>0.37</u> 0.09
USA 1996 A57715 B-J96R-04 US/FDA/PAM vol 1	EC WP	Airblast spray	3.36 3.36	944 944	1 1	21 21	Sour cherry	< 0.05, 0.06, 0.06 < 0.05, < 0.05, < 0.05	<u>0.12</u> < 0.05
USA 1996 A57715 B-J96R-04 US/FDA/PAM vol 1	EC WP	Airblast spray	3.36 3.36	926 890	1 1	21 21	Sour cherry	0.23, 0.48, 0.14 < 0.05, < 0.05, < 0.05	<u>0.85</u> < 0.05

CHERRY Country, Year of trial Variety Report	Application					PHI days	Sample analysed	Residues of alpha, beta endosulfan, endosulfan sulfate, mg/kg	Total Residues, mg/kg
	Form	Method	kg ai/ha/ applic'n	L/ha	No.				
USA 1996 A57715 B-J96R-04 US/FDA/PAM vol 1	EC WP	Airblast spray	3.36 3.36	935 953	1 1	21 21	Sour cherry	0.12, 0.24, 0.17 < 0.05, < 0.05, < 0.05	<u>0.53</u> < 0.05
USA 1996 A57715 B-J96R-04 US/FDA/PAM vol 1	EC WP	Airblast spray	3.36 3.36	981 981	1 1	21 21	Sour cherry	0.11, 0.31, 0.21 < 0.05, < 0.05, < 0.05	<u>0.63</u> < 0.05
USA 1996 A57715 B-J96R-04 US/FDA/PAM vol 1	EC WP	Airblast spray	3.36 3.36	1000 990	1 1	21 21	Sour cherry	0.11, 0.30, 0.13 < 0.05, < 0.05, < 0.05	<u>0.54</u> < 0.05
USA 1996 A57715 B-J96R-04 US/FDA/PAM vol 1	EC WP	Airblast spray	3.36 3.36		1 1	21 21	Sour cherry	0.22, 0.60, 0.30 < 0.05, < 0.05, < 0.05	<u>1.12</u> < 0.05
USA 1996 A57718 B-J96R-04 AL 6086	EC WP	Airblast spray	3.36 3.36	936 944	1 1	21 21	Sweet cherry	0.14, 0.26, 0.12 < 0.05, 0.08, < 0.05	<u>0.52</u> 0.08
USA 1996 A57718 B-J96R-04 AL 6086	EC WP	Airblast spray	3.36 3.36	963 953	1 1	21 21	Sweet cherry	0.36, 0.64, 0.38 < 0.05, 0.07, 0.07	<u>1.38</u> 0.14
USA 1996 CA A57718 B-J96R-04 AL 6086	EC WP	Airblast spray	3.36 3.36	936 935	1 1	21 21	Sweet cherry	0.09, 0.20, 0.12 < 0.05, < 0.05, < 0.05	<u>0.41</u> < 0.05
USA 1996 CA Bing A57718 B-J96R-04 AL 6086	EC WP	Airblast spray	3.36 3.36	944 926	1 1	21 21	Sweet cherry	< 0.05, 0.08, 0.06 < 0.05, 0.06, < 0.05	<u>0.14</u> 0.06
USA 1996 W Bing A57718 B-J96R-04 AL 6086	EC WP	Airblast spray	3.36 3.36	935 935	1 1	21 21	Sweet cherry	0.12, 0.32, 0.13 0.06, 0.23, 0.05	<u>0.57</u> <u>0.34</u>
USA 1996 W Bing A57718 B-J96R-04 AL 6086	EC WP	Airblast spray	3.36 3.36	944 944	1 1	21 21	Sweet cherry	0.11, 0.25, 0.08 < 0.05, 0.10, < 0.05	<u>0.44</u> 0.10
USA 1996 O Lambert A57718 B-J96R-04 AL 6086	EC WP	Airblast spray	3.36 3.36	890 898	1 1	21 21	Sweet cherry	0.27, 0.42, 0.23 0.05, 0.09, 0.06	<u>0.92</u> 0.20
USA 1996 O A57718 B-J96R-04 AL 6086	EC WP	Mist blower	3.36 3.36	963 972	1 1	21 21	Sweet cherry	< 0.05, 0.10, 0.05 0.08, 0.13, 0.10	0.10 0.31
USA 1996 O A57718 B-J96R-04 AL 6086	EC WP	Mist blower	3.36 3.36	963 944	1 1	21 21	Sweet cherry	0.06, 0.10, < 0.05 0.19, 0.37, 0.16	0.16 0.72
USA 1996 O A57718 B-J96R-04 AL 6086	EC WP	Mist blower	3.36 3.36	730 740	1 1	21 21	Sweet cherry	< 0.05, 0.08, 0.06 0.22, 0.36, 0.20	0.14 0.78

Table 39. Endosulfan residues in apricots resulting from supervised trials in Australia.

APRICOTS Country, Year of trial Variety Report	Application					PHI days	Sample analysed	Residues of alpha, beta endosulfan, endosulfan sulfate, mg/kg	Total Residues, mg/kg
	Form	Method	kg ai/ha/ applic'n	L/ha	No.				
Australia 2000 Taylorville storey N° 1/10/5641	EC	spray	1.33	2000	3	0 14 28 35	Fruit	1.70, 1.50, 0.52 0.15, 0.30, 0.36 0.11, 0.29, 0.63 0.012, 0.043, 0.21	3.72 1.05 0.30 0.27

APRICOTS	Application					PHI days	Sample analysed	Residues of alpha, beta endosulfan, endosulfan sulfate, mg/kg	Total Residues, mg/kg
Country, Year of trial Variety Report	Form.	Method	kg ai/ha/ applic'n	L/ha	No.				
Australia 2000 Taylorville storey N° 1/10/5641	EC	spray	2.64	2000	3	0 14 28 35	Fruit	5.00, 4.1, 1.1 1.00, 1.8, 1.3 0.33, 0.74, 1.1 0.16, 0.34, 0.94	10.20 4.10 2.17 1.44

Table 40. Endosulfan residues in nectarines resulting from a supervised trial in Australia.

NECTARINE	Application					PHI days	Sample analysed	Residues of alpha, beta endosulfan, endosulfan sulfate, mg/kg	Total Residues mg/kg
Country, Year of trial Variety Report	Form.	Method	kg ai/ha/ applic'n	L/ha	No.				
Australia 2000 Montacute tasty gold N° 1/10/536	EC	spray	1.33	2000	3	0 14 28 35	Fruit	1.70, 1.10, 0.031 0.26, 0.34, 0.024 0.038, 0.11, 0.029 0.099, 0.27, 0.059	2.83 0.62 0.18 0.43

Table 41. Endosulfan residues in peaches resulting from supervised trials in Europe, USA, and Australia.

PEACH	Application					PHI days	Sample analysed	Residues of alpha, beta endosulfan, endosulfan sulfate, mg/kg	Total Residues, mg/kg
Country, Year of trial Variety Report	Form.	Method	kg ai/ha/ applic'n	L/ha	No.				
Germany1974 <i>Rekord von Alfter</i> A06462 4/93/04/04#	EC*	Spray Interval: 7 days	0.96	2000 (0.048 % ai)	5	0 7 14 21 28	fruit fruit fruit fruit fruit	1.8, 0.004 0.04, 0.004 0.18, ND 0.11, 0.01 0.01, 0.005	1.80 0.04 0.18 0.12 0.015
Germany1974 <i>Rekord von Alfter</i> A06463 4/93/04/02	EC*	Spray Interval: 7 days	0.72	2000 (0.036 % ai)	5	0 7 14 21 28	fruit fruit fruit fruit fruit	0.90, ND 0.40, ND 0.005, ND 0.03, ND 0.01, 0.003	0.90 0.40 0.005 0.03 0.01
Germany1974 <i>Rekord von Alfter</i> A06464 4/93/04/03	EC*	Spray	0.96	2000 (0.048 % ai)	1	0 7 14 21 28	fruit fruit fruit fruit fruit	1.80, 0.004 0.04, 0.004 0.20, ND 0.10, 0.01 0.01, 0.005	1.80 0.04 0.20 0.11 0.015
Germany1974 <i>Madame Rogliat</i> A06465 4/93/05/02	EC*	Spray	0.72	2000 (0.036 % ai)	1	0 7 14 21 28	fruit fruit fruit fruit fruit	1.60, 0.005 0.30, 0.01 0.02, ND 0.05, 0.003 0.01, 0.003	1.61 0.31 0.02 0.05 0.01
Germany1974 <i>Madame Rogliat</i> A06466 4/93/05/03	EC*	Spray	0.96	2000 (0.048 % ai)	1	0 7 14 21 28	fruit fruit fruit fruit fruit	2.00, ND 0.40, ND 0.20, 0.003 0.10, 0.008 0.02, 0.003	2.00 0.40 0.203 0.11 0.02
Germany1974 <i>Rogliat</i> A06467 4/93/05/04	EC*	Spray	0.96	2000 (0.048 % ai)	1	0 7 14 21	fruit fruit fruit fruit	2.00, 0.01 0.80, 0.005 0.30, 0.02 0.10, 0.01	2.01 0.805 0.32 0.11

PEACH Country, Year of trial Variety Report	Application					PHI days	Sample analysed	Residues of alpha, beta endosulfan, endosulfan sulfate, mg/kg	Total Residues, mg/kg
	Form.	Method	kg ai/ha/ applic'n	L/ha	No.				
Germany1974 <i>Dixired</i> A06468 4/93/02/02	EC*	Spray	0.72	2000 (0.048 % ai)	1	0 7 14 21	fruit fruit fruit fruit	2.30, ND 0.50, 0.01 0.30, 0.01 0.10, 0.01	2.30 0.51 0.31 0.11
Germany1974 <i>Dixired</i> A06469 4/93/02/03	EC*	Spray	0.96	2000 (0.048 % ai)	1	0 7 14 21	fruit fruit fruit fruit	4.60, 0.01 0.20, 0.01 0.80, 0.007 0.20, 0.03	4.61 0.21 0.81 0.23
Germany1974 <i>Dixired</i> A06470 4/93/02/04	EC*	Spray	0.96	2000 (0.048 % ai)	1	0 7 14 21	fruit fruit fruit fruit	4.40, 0.50 1.00, 0.20 0.70, 0.20 0.10, 0.05	4.90 1.20 0.90 0.15
Germany1974 <i>Red Heaven</i> A06471 4/93/01/02	EC*	Spray	0.72	2000 (0.036 % ai)	1	0 7 14 21	fruit fruit fruit fruit	1.30, 0.003 1.40, 0.01 0.04, 0.006 0.08, 0.005	1.303 1.41 0.05 0.085
Germany1974 <i>Red Heaven</i> A06472 4/93/01/03	EC*	Spray	0.96	2000 (0.048 % ai)	1	0 7 14 21	fruit fruit fruit fruit	2.40, ND 0.40, 0.005 -, - 0.08, ND	2.40 0.405 0.08
Germany1974 <i>Red Heaven</i> A06473 4/93/01/04	EC*	Spray Interval 29 days	0.96	2000 (0.048 % ai)	2	0 7 14 21	fruit fruit fruit fruit	2.10, 0.007 1.40, 0.06 0.70, 0.01 0.20, 0.02	2.11 1.46 0.71 0.22
Spain 1999 <i>Flordastar</i> C017102 ER 99 ECS 754 DGM F01/97-0	CS*	Spray BBCH 73, 75, 76	0.7993	1500 (0.053 % ai)	3	0 0 21 21	fruit wo stone Fruit fruit wo stone Fruit	1.90, 1.00, 0.08 1.50, 0.81, 0.06 0.25, 0.18, 0.037 0.23, 0.17, 0.34	2.98 2.37 0.467 0.74
Spain 1999 <i>Sudanell</i> C017102 ER 99 ECS 754 DGM F01/97-0	CS*	handgun BBCH 75	0.7993	1500 (0.053 % ai)	3	0 0 21 21	fruit wo stone fruit fruit wo stone fruit	1.30, 0.78, 0.03 1.00, 0.61, 0.02 0.27, 0.20, 0.02 0.22, 0.17, < 0.02	2.11 1.63 0.49 0.39
France (S) 1999 <i>Orelie</i> C017102 ER 99 ECS 754 DGM F01/97-0	CS*	handgun BBCH 77 , 85, 85	0.7993	1500 (0.053 % ai)	3	0 0 21 21	fruit wo stone fruit fruit wo stone fruit	0.80, 0.50, < 0.02 0.77, 0.48, < 0.02 0.18, 0.18, < 0.02 0.18, 0.18, < 0.02	1.30 1.25 0.36 0.36
Italy 1999 <i>Star red gold</i> C017102 ER 99 ECS 754 DGM F01/97-0	CS*	Spray, BBCH 75, 75, 77	0.7993	1500 (0.053 % ai)	3	0 0 21 21	fruit wo stone fruit fruit wo stone fruit	0.20, 0.12, < 0.02 0.15, 0.10, < 0.02 0.09, 0.08, < 0.02 0.083 0.074, < 0.02	0.32 0.25 0.17 0.16
Italy1999 <i>Federica</i> ER 99 ECS 754 DGM F01/97-0	CS*	Spray, BBCH 73 75, 76	0.7993	1500 (0.053 % ai)	3	0 0 21 21	fruit wo stone fruit fruit wo stone fruit	2.10, 1.20, < 0.02 1.80, 1.10, < 0.02 0.24, 0.20, < 0.02 0.22, 0.18, < 0.02	3.30 2.90 0.44 0.40
Spain1998 <i>Flor Down</i> <i>Benifaio</i> , Valencia ER 98 ECS 754 DGM F01/97-0.	CS*	Spray BBCH 71, 73, 81	0.7993	1500 (0.053 % ai)	3	0 7 13 20 0 7 13 20	fruit wo stone fruit wo stone fruit wo stone fruit wo stone fruit fruit fruit fruit	1.00, 0.53, 0.05 0.52, 0.35, 0.04 0.27, 0.23, 0.04 0.11, 0.10, 0.02 0.84, 0.45, 0.04 0.45, 0.31, 0.04 0.24, 0.21, 0.04 0.10, 0.09, 0.02	1.58 0.91 0.54 0.23 1.33 0.80 0.49 0.21
Spain1988 <i>Spind Graes</i> ER 98 ECS 754 DGM F01/97-0.	CS*	Spray BBCH 71,	0.7993	1500 (0.053 % ai)	3	0 7 14 19	fruit wo stone fruit wo stone fruit wo stone fruit wo stone	0.92, 0.48, 0.04 0.51, 0.36, 0.03 0.23, 0.16, 0.02 0.13, 0.08, < 0.02	1.44 0.90 0.51 0.23

PEACH Country, Year of trial Variety Report	Application					PHI days	Sample analysed	Residues of alpha, beta endosulfan, endosulfan sulfate, mg/kg	Total Residues, mg/kg
	Form.	Method	kg ai/ha/ applic'n	L/ha	No.				
<i>Spind Graes</i> ER 98 ECS 754 DGM F01/97-0.		75, 81				0	fruit	0.83, 0.43, 0.04	1.30
						7	fruit	0.47, 0.33, 0.03	0.83
						14	fruit	0.22, 0.15, 0.02	0.39
						19	fruit	0.12, 0.08, < 0.02	0.20
Greece1998 <i>Louatel</i> ER 98 ECS 754 DGM F01/97-0.	CS*	Spray (gun) BBCH 71, 73, 75	0.7993	1500 (0.053 % ai)	3	0	fruit wo stone	0.60, 0.36, < 0.02	0.96
						7	fruit wo stone	0.74, 0.42, 0.02	1.18
						14	fruit wo stone	0.14, 0.08, < 0.02	0.22
						21	fruit wo stone	0.16, 0.08, < 0.02	0.24
						0	fruit	0.51, 0.31, < 0.02	0.82
						7	fruit	0.67, 0.38, 0.02	1.07
						14	fruit	0.13, 0.07, < 0.02	0.20
						21	fruit	0.15, 0.07, < 0.02	0.22
Italy1998 <i>Maria Luisa</i> ER 98 ECS 754 DGM F01/97-0.	CS*	Mist r blower (knapsack BBCH 73, 75, 77	0.7993	1500 (0.053 % ai)	3	0	fruit wo stone	1.20, 0.72, 0.03	1.95
						7	fruit wo stone	0.70, 0.52, 0.03	1.25
						14	fruit wo stone	0.32, 0.21, < 0.02	0.53
						21	fruit wo stone	0.23, 0.20, < 0.02	0.43
						0	fruit	1.10, 0.64, 0.03	1.77
						7	fruit	0.63, 0.47, 0.03	1.13
						14	fruit	0.28, 0.19, < 0.02	0.47
						21	fruit	0.21, 0.18, < 0.02	0.39
Italy1998 <i>Spring Bel</i> ER 98 ECS 754 DGM F01/97-0.	CS*	Mist blower (knapsack BBCH 73, 75, 78	0.7993	1500 (0.053 % ai)	3	0	fruit wo stone	1.50, 0.90, 0.08	2.48
						7	fruit wo stone	0.78, 0.54, 0.09	1.41
						14	fruit wo stone	0.32, 0.27, 0.12	0.71
						21	fruit wo stone	0.15, 0.14, 0.08	0.37
						0	fruit	1.30, 0.81, 0.07	2.18
						7	fruit	0.70, 0.49, 0.08	1.27
						14	fruit	0.30, 0.25, 0.11	0.66
						21	fruit	0.14, 0.13, 0.08	0.35
Spain1998 <i>Flor Down</i> C002960 ER 98 ECS 742	35EC	Spray (gun) BBCH 71, 73, 75	0.800	1500 (0.053 % ai)	3	0	fruit wo stone	1.40, 0.90, 0.14	2.44
						20	fruit wo stone	0.08, 0.09, 0.04	0.21
						0	fruit	1.20, 0.75, 0.12	2.07
						20	fruit	0.07, 0.08, 0.04	0.19
Spain1998 <i>Flor Down</i> C002960 ER 98 ECS 742		Spray (gun) BBCH 71, 73, 75	1.600	1500 (0.106 % ai)	3	21	fruit	0.16, 0.17, 0.08	0.41
Spain1998 <i>Spind graes</i> C002960 ER 98 ECS 742	35EC	Spray BBCH 71, 75, 81	0.800	1500 (0.053 % ai)	3	0	fruit wo stone	0.61, 0.43, 0.10	1.14
						19	fruit wo stone	0.04, 0.06, 0.04	0.14
						0	fruit	1.30, 0.17, 0.11	1.58
						19	fruit	0.08, 0.05, 0.04	0.17
Spain1998 <i>Spind graes</i> C002960 ER 98 ECS 742		Spray (gun) BBCH 71, 75, 81	1.600	1500 (0.106 % ai)	3	21	fruit	0.16, 0.26, 0.12	0.54
Greece1998 <i>Louatel</i> C002960 ER 98 ECS 742	35EC	Spray (gun) BBCH 73, 73, 75	0.800	1500 (0.053 % ai)	3	0	fruit wo stone	0.74, 0.42, 0.03	1.19
						21	fruit wo stone	0.07, 0.07, 0.02	0.16
						0	fruit	0.63, 0.36, 0.03	1.02
						21	fruit	0.07, 0.07, 0.02	0.16
Italy1998 <i>Maris Luisa</i> C002960 ER 98 ECS 742	35EC	Mist blower (knapsack BBCH 73	0.800	1500 (0.053 % ai)	3	0	fruit wo stone	1.00, 0.68, 0.05	1.73
						21	fruit wo stone	0.08, 0.11, 0.05	0.24
						0	fruit	0.89, 0.60, 0.05	1.54
						21	fruit	0.07, 0.10, 0.05	0.22
Italy1998 <i>Maris Luisa</i> C002960 ER 98 ECS 742		blower (knapsack) BBCH 73, 75, 77	1.600	1500 (0.053 % ai)	3	13	fruit	0.26, 0.34, 0.12	0.72
Italy1998 <i>Spring Bell</i> C002960 ER 98 ECS 742	35EC	blower) (knapsack BBCH 73 , 75, 78	0.800	1500 (0.053 % ai)	3	0	fruit wo stone	0.53, 0.36, 0.02	0.91
						21	fruit wo stone	0.14, 0.17, 0.09	0.40
						0	fruit	0.48, 0.33, 0.02	0.83
						21	fruit	0.13, 0.16, 0.09	0.38

PEACH Country, Year of trial Variety Report	Application					PHI days	Sample analysed	Residues of alpha, beta endosulfan, endosulfan sulfate, mg/kg	Total Residues, mg/kg
	Form.	Method	kg ai/ha/ applic'n	L/ha	No.				
Spain1997 <i>Baby Gold 6</i> C001114b ER 97 ECS 742	35EC	Spray) (knapsack BBCH 75, 77, 89	0.800	1500 (0.053 % ai)	3	0	fruit wo stone	0.49, 0.31, < 0.02	0.80
						7	fruit wo stone	0.33, 0.37, 0.03	0.73
						14	fruit wo stone	0.23, 0.33, 0.04	0.60
						21	fruit wo stone	Sample na	
						0	fruit	0.43, 0.27, < 0.02	0.70
						7	fruit	0.30, 0.34, 0.03	0.67
						14	fruit	0.21, 0.31, 0.04	0.56
Spain1997 <i>Sudanel</i> C001114b ER 97 ECS 742	35EC	Spray) (knapsack BBCH 75 75, 77	0.800	1500 (0.053 % ai)	3	0	fruit wo stone	1.20, 0.87, 0.04	2.11
						7	fruit wo stone	0.28, 0.32, 0.03	0.63
						14	fruit wo stone	0.15, 0.24, 0.04	0.43
						21	fruit wo stone	0.05, 0.13, 0.03	0.21
						0	fruit	1.05, 0.76, 0.04	1.85
						7	fruit	0.26, 0.29, 0.03	0.58
						14	fruit	0.14, 0.22, 0.04	0.40
Italy1997 <i>Star Red Gold</i> C001114b ER 97 ECS 742	35EC	Mist blower (knapsack) BBCH 75, 75, 77	0.800	1500 (0.053 % ai)	3	0	fruit wo stone	0.42, 0.32, < 0.02	0.74
						7	fruit wo stone	0.14, 0.12, < 0.02	0.26
						14	fruit wo stone	0.12, 0.16, < 0.02	0.28
						21	fruit wo stone	0.05, 0.08, < 0.02	0.13
						0	fruit	0.37, 0.28, < 0.02	0.65
						7	fruit	0.13, 0.11, < 0.02	0.24
						14	fruit	0.11, 0.15, < 0.02	0.26
Italy1997 <i>Lafayette</i> C001114b ER 97 ECS 742	35EC	Mist blower (knapsack) BBCH 75, 75, 78	0.800	1500 (0.053 % ai)	3	0	fruit wo stone	0.43, 0.25, < 0.02	0.68
						7	fruit wo stone	0.22, 0.22, < 0.02	0.44
						14	fruit wo stone	0.04, 0.05, < 0.02	0.09
						21	fruit wo stone	0.04, 0.05, < 0.02	0.09
						0	fruit	0.38, 0.22, < 0.02	0.60
						7	fruit	0.21, 0.21, < 0.02	0.42
						14	fruit	0.04, 0.05, < 0.02	0.09
Italy1997 <i>Maycrest</i> C001114b ER 97 ECS 742	35EC	Mist blower) (knapsack BBCH 73, 75, 81	0.800	1500 (0.053 % ai)	3	0	fruit wo stone	0.75, 0.19, 0.02	0.96
						7	fruit wo stone	0.25, 0.27, 0.02	0.54
						14	fruit wo stone	0.04, 0.10, 0.03	0.17
						21	fruit wo stone	0.03, 0.03, 0.02	0.08
						0	fruit	0.75, 0.19, 0.02	0.96
						7	fruit	0.23, 0.24, 0.02	0.49
						14	fruit	0.04, 0.09, 0.03	0.16
USA1963 <i>Elberta</i> Rockville, CA C009876 R-689	50WP		1.56+2.46	28618, 4114 (0.05, 0.06 % ai)	2	0	fruit	3.70, 0.20	3.90
						6	fruit	1.58, 0.13	1.71
						14	fruit	1.03, 0.16	1.19
						14	fruit	1.08, 0.18	1.26
						22	fruit	0.43, 0.11	0.54
						28	fruit	0.24, 0.05	0.29
						35	fruit	0.20, 0.04	0.24
Australia 2000 GoulburnValley <i>Tatura</i> N° 1/10/541	EC	spray	1.33	2000	3	0	Fruit	0.13,0.085, < 0.005	0.22
						14		0.39,0.53, 0.13	1.05
						28		0.079, 0.15, 0.069	0.30
						35		0.026,0.092, 0.07	0.19
Australia 2000 GoulburnValley <i>Tatura</i> N° 1/10/541	EC	spray	1.98	1500	6	0	Fruit	2.90, 1.90,0.11	4.91
						14		0.29, 0.33, 0.05	0.67
						28		0.09, 0.20,0.076	0.37
						35		0.033, 0.11, 0.065	0.21

PEACH	Application					PHI days	Sample analysed	Residues of alpha, beta endosulfan, endosulfan sulfate, mg/kg	Total Residues, mg/kg
Country, Year of trial Variety Report	Form.	Method	kg ai/ha/ applic'n	L/ha	No.				
Australia 2000 Passchendale <i>Crown princess</i> N° 1/10/541	EC	spray	0.651	980	6	0 14 28 35 0c	Fruit	0.81, 0.68, 0.18 0.26, 0.35, 0.14 0.06, 0.097, 0.053 0.027, 0.066, 0.05 0.007, 0.007, < 0.005	1.73 1.15 0.21 0.14 0.02

No reference provided for analytical method.

Table 42. Endosulfan residues in grapes resulting from supervised trials in Europe and USA.

GRAPE	Application					PHI days	Sample analysed	Residues of alpha, beta endosulfan, endosulfan sulfate, mg/kg	Total Residues, mg/kg
Country, Year of trial Variety report	Form.	Method	kg ai/ha	L/ha	No.				
Germany 1984 <i>MullerThurgau</i> PSR99/012	33WP	Spray. Interval 63 days	0.592, 1.184	300, 600 (0.197% ai)	2	0 14 35 60 60 60	Fruit Fruit Fruit Fruit Must Wine		9.20 1.88 0.68 0.55 0.04 0.02
Germany 1984 (<i>MullerThurgau</i>) PSR99/012	33WP	Spray. Interval 51 days	1.184	600 (0.197% ai)	2	0 19 35 62 62 62	Fruit Fruit Fruit Fruit Must Wine		12.2 1.26 0.7 0.49 0.03 0.02
Germany 1984 (<i>MullerThurgau</i>)	35MC*	Spray Interval 51 days	1.26	600 (0.21% ai)	2	0 19 35 62	Fruit Fruit Fruit Fruit	10.0, 5.0, 0.01 1.30, 1.10, 0.09 0.70, 0.60, 0.06 0.20, 0.30, 0.09	15.01 2.49 1.36 0.59
Germany 1984 (<i>MullerThurgau</i>)	35MC*	Spray Spray Interval 63 days	0.63, 1.26	300, 600 (0.21% ai)	2	0 14 35 60	Fruit Fruit Fruit Fruit	9.00, 4.40, < 0.01 1.10, 0.70, 0.02 0.40, 0.40, 0.02 0.20, 0.30, 0.10	13.40 1.82 0.82 0.60
Spain 1999 (<i>Italia</i>)	CS*	Foliar Interval 14 days BBCH 79,	1.05	800, 1000 (0.105% ai)	2	0 7 14 28	Fruit Fruit Fruit Fruit	2.50, 1.30, < 0.02 1.70, 1.00, < 0.02 0.78, 0.43, < 0.02 0.54, 0.33, < 0.02	3.80 2.70 1.21 0.87
Spain 1999 (<i>Alfonso Labale</i>)	CS*	Spray Interval 15 days BBCH 77,	1.05	800, 1000 (0.105% ai)	2	0 7 14 28	Fruit Fruit Fruit Fruit	1.1, 0.62, < 0.02 0.35, 0.21, < 0.02 0.37, 0.25, < 0.02 0.11, 0.077, < 0.02	1.72 0.56 0.62 0.19
Greece 1999 <i>Xinimavro</i> ER 99 ECS 756	CS*	Foliar Interval 13 d BBCH 79, 83	1.05	1035 (0.101% ai)	2	0 7 14 28	Fruit Fruit Fruit Fruit	0.44, 0.22, < 0.02 0.20, < 0.02, < 0.02 0.17, 0.14, < 0.02 0.23, 0.17, < 0.02	0.66 0.20 0.31 0.40
Italy 1999 (Trebiano di Romagna) ER 99 ECS 756	CS*		1.05	1000 (0.105% ai)	2	0 7 15 28	Fruit Fruit Fruit Fruit	0.57, 0.29, < 0.02 0.54, 0.33, < 0.02 0.44, 0.30, 0.02 0.41, 0.28, 0.027	0.86 0.87 0.76 0.72
Italy 1999 Vittora ER 99 ECS 756	CS*	Foliar Interval 14 d BBCH 75, 79 BBCH 75, 79	1.05	1000 (0.105% ai)	2	0 7 14 28	Fruit Fruit Fruit Fruit	4.60, 2.50, < 0.02 2.50, 1.50, < 0.02 1.50, 1.10, 0.02 0.47, 0.31, < 0.02	7.10 4.00 2.62 0.78
Italy 1997 Italia ER 97 ECS 744	35 EC	Mist blower Interval 14 d BBCH 79, 83	1.05	1000 (0.105% ai)	2	0 7 14 22 28	Fruit Fruit Fruit Fruit Fruit	1.70, 1.10, < 0.02 0.31, 0.49, < 0.02 0.30, 0.43, < 0.02 0.29, 0.43, < 0.02 0.10, 0.17, < 0.02	2.80 0.80 0.73 0.72 0.27

GRAPE		Application				PHI days	Sample analysed	Residues of alpha, beta endosulfan, endosulfan sulfate, mg/kg	Total Residues, mg/kg
Country, Year of trial <i>Variety</i> report	Form.	Method	kg ai/ha	L/ha	No				
Spain 1997 Macabeo ER 97 ECS 744	35 EC	Foliar Spray Interval 13 days BBCH 81, 83	1.05	1000 (0.105% ai)	2	0	Fruit	0.59, 0.38, < 0.02	0.97
						7	Fruit	0.07, 0.12, 0.02	0.21
						14	Fruit	0.07, 0.11, 0.03	0.21
						22	Fruit	0.04, 0.06, < 0.02	0.10
						28	Fruit	0.03, 0.03, < 0.02	0.06
Spain 1997 Bobal ER 97 ECS 744	35 EC	Foliar Spray Interval 13 days BBCH 81, 83	1.05	1000 (0.105% ai)	2	0	Fruit	0.57, 0.31, < 0.02	0.88
						7	Fruit	0.19, 0.25, 0.03	0.47
						14	Fruit	0.05 0.07, 0.02	0.14
						22	Fruit	0.03, 0.06, 0.02	0.11
						28	Fruit	0.31, ND, ND	0.31
Spain 1997 Bobal ER 97 ECS 744	35 EC	Foliar Spray Interval 13 days BBCH 81, 83	1.05	1000 (0.105% ai)	2	0	Fruit	0.31, 0.20, < 0.02	0.51
						7	Fruit	0.07, 0.12, < 0.02	0.19
						14	Fruit	0.08, 0.16, 0.02	0.26
						22	Fruit	0.04, 0.06, < 0.02	0.10
						28	Fruit	< 0.02, 0.02, < 0.02	0.02
Italy 1997 <i>Regina</i> ER 97 ECS 744	35 EC	Mist blower Interval 14 days BBCH 79, 83	1.05	1000 (0.105% ai)	2	0	Fruit	1.10, 0.57, < 0.02	1.67
						7	Fruit	0.08, 0.21, < 0.02	0.29
						14	Fruit	0.07, 0.27, 0.03	0.37
						21	Fruit	< 0.02, 0.04, < 0.03	0.04
						28	Fruit	< 0.02, 0.07, 0.02	0.09
Spain 1994 <i>Cencibel</i> ER 94 ECS 730	35 EC	2.408	0.792	750 (0.1056 % ai)	3	0	Fruit	0.16, 0.20, < 0.05	0.36
						8	Fruit	< 0.05, 0.08, < 0.05	0.08
						15	Fruit	< 0.05, 0.07, < 0.05	0.07
						22	Fruit	< 0.05, < 0.05, < 0.05	< 0.05
						29	Fruit	< 0.05, < 0.05, < 0.05	< 0.05
						15	Juice	ND, < 0.05, < 0.05	< 0.05
						15	Pomace	0.07, 0.20, 0.06	0.33
						15	Young wine	< 0.05, < 0.05, < 0.05	< 0.05
						15	Wine	< 0.05, < 0.05, < 0.05	< 0.05
Spain 1994 <i>Bobal</i> ER 94 ECS 730	35 EC		0.792	750 (0.1056 % ai)	3	0	Fruit	< 0.05, < 0.05, < 0.05	< 0.05
						8	Fruit	< 0.05, 0.10, < 0.05	0.10
						15	Fruit	< 0.05, 0.105, < 0.05	0.11
						22	Fruit	< 0.05, < 0.05, < 0.05	< 0.05
						29	Fruit	< 0.05, 0.05, < 0.05	0.05
						15	Juice	< 0.05, < 0.05, < 0.05	< 0.05
						15	Pomace	< 0.05, 0.17, 0.07	0.24
						15	Young wine	< 0.05, < 0.05, < 0.05	< 0.05
						15	Wine	< 0.05, < 0.05, < 0.05	< 0.05
Spain 1994 <i>Garrida</i> ER 94 ECS 730	35 EC		0.317	300 (0.1056 % ai)	3	0	Fruit	0.13, 0.12, < 0.05	0.25
						7	Fruit	< 0.05, < 0.05, < 0.05	< 0.05
						13	Fruit	< 0.05, < 0.05, 0.09	0.09
						20	Fruit	< 0.05, < 0.05, < 0.05	< 0.05
						13	Juice	< 0.05, < 0.05, < 0.05	< 0.05
						13	Pomace	< 0.05, < 0.05, < 0.05	< 0.05
						13	Young wine	< 0.05, < 0.05, < 0.05	< 0.05
						13	Wine	< 0.05, < 0.05, < 0.05	< 0.05
Italy 1994 <i>Sangiovese</i> ER 94 ECS 730	35 EC		1.267	1200 (0.1056 % ai)	3	0	Fruit	0.84, 0.685, < 0.05	1.53
						7	Fruit	0.91, 0.70, < 0.05	1.61
						13	Fruit	0.10, 0.25, < 0.05	0.35
						21	Fruit	< 0.05, 0.12, < 0.05	0.12
						28	Fruit	0.05, 0.13, < 0.05	0.18
						14	Juice	< 0.05, < 0.05, < 0.05	< 0.05
						14	Pomace	0.13, 0.48, 0.07	0.68
						14	Young wine	0.065, < 0.05, < 0.05	0.07
						14	Wine	< 0.05, < 0.05, < 0.05	< 0.05

GRAPE		Application				PHI days	Sample analysed	Residues of alpha, beta endosulfan, endosulfan sulfate, mg/kg	Total Residues, mg/kg
Country, Year of trial Variety report	Form.	Method	kg ai/ha	L/ha	No.				
Italy 1994 <i>Trebbiano TR 3T ER 94 ECS 730</i>	35 EC		1.584	1500 (0.1056 % ai)	3	0	Fruit	0.80, 0.75, < 0.05	1.55
						7	Fruit	0.26, 0.37, < 0.05	0.63
						14	Fruit	0.20, 0.31, < 0.05	0.51
						21	Fruit	0.11, 0.17, < 0.05	0.28
						28	Fruit	0.12, 0.19, < 0.05	0.31
						14	Juice	< 0.05, < 0.05, < 0.05	< 0.05
						14	Pomace	0.38, 0.57, < 0.05	0.95
						14	Young wine	< 0.05, < 0.05, < 0.05	< 0.05
USA (FL) 1995 <i>Thompson Seedless BJ-95R-0744346915</i>	3EC	Airblast spray	3.36	728, 637 (0.46-0.49% ai)	2	4	Fruit (a)		0.45
							Fruit (b)		0.71
							Juice Raisins		< 0.05 0.72
USA 1972 <i>Thompson seedless A30342 R-119B</i>	50WP	Spray	1.68	2800 (0.06% ai)	2	7	Wh grape	0.75, ND*	<u>0.75</u>
							W Pomace	0.19, ND	0.19
							D. Pomace	0.58, ND	0.58

Table 43. Endosulfan residues in avocados resulting from supervised trials in Australia.

AVOCADOS		Application				PHI days	Sample analysed	Residues of alpha, beta endosulfan, Endosulfan sulfate, mg/kg	Total Residues, mg/kg
Country, Year of trial Variety Report	Form.	Method	g ai/hL/	L/ha	No.				
Australia 2000 Tolga <i>Shephard N° 1/10/554</i>	EC	spray	70	640	6	0		0.011, 0.021, 0.040	0.07
						14		< 0.005, < 0.005, 0.010	<u>0.01</u>
						21		< 0.005, < 0.005, < 0.005	< 0.005
						28		< 0.005, < 0.005, < 0.005	< 0.005
Australia 2000 Glasshouse Mtms <i>Wurtz N° 1/10/554</i>	EC	spray	70	1000	5	0		0.32, 0.29, 0.049	0.66
						14		0.008, 0.031, 0.026	0.07
						21		0.009, 0.035, 0.057	0.10
						28		0.015, 0.048, 0.044	<u>0.11</u>
Australia 2000 Glasshouse Mtms <i>Wurtz N° 1/10/554</i>	EC	spray	140	1000	5	0		0.55, 0.50, 0.12	1.17
						14**		0.063, 0.20, 0.10	0.36
						21		0.016, 0.08, 0.066	0.16
						28**		0.053, 0.472, 0.475	1.00
						14	peel	0.19, 0.70, 0.35	1.24
						14	flesh	< 0.005, 0.007, 0.018	0.03
Australia 2000 Tolga <i>Hass N° 1/10/554</i>	EC	spray	70	700	6	28		< 0.005, < 0.005, < 0.005	< 0.005
						28	peel	0.053, 0.46, 0.44	0.95
						28	flesh	< 0.005, 0.012, 0.035	0.05

** in the report we have ratio skin+flesh/ seed and not peel+seed /flesh

co control sample

Table 44. Endosulfan residues in custard apple resulting from supervised trials in Australia.

CUSTARD APPLE Country, Year of trial Variety Report	Application					PHI days	Sample analysed	Residues of alpha, beta endosulfan, Endosulfan sulfate, mg/kg	Total Residues, mg/kg
	Form.	Method	g ai/hL/	Water volume	No.				
Australia 2000 Nambour <i>African pride</i> N° 1/2/500	EC	spray	70	8.6L/Tree	3	0 7 14 28	Fruit	0.71 ,0.39, 0.22 0.02, 0.03, 0.05 0.01, 0.01, 0.07 ND, 0.01, 0.04	1.32 <u>0.10</u> 0.09 0.05
Australia 2000 Nambour <i>African pride</i> N° 1/2/500	EC	spray	140	8.6L/Tree	3	0 7 14 28	Fruit	0.84, 0.5 , 0.29 0.03, 0.08, 0.16 0.01, 0.04, 0.20 ND, 0.01, 0.06	1.63 0.27 0.25 0.07
Australia 2000 Alstonville <i>Pinks mammoth</i> N° 1/2/500	EC	spray	70	8.6L/Tree	3	0 7 14 28	Fruit	0.62, 0.35, 0.17 0.11, 0.14, 0.10 0.05, 0.07, 0.06 0.01, 0.02, 0.04	1.14 <u>0.35</u> 0.18 0.07
Australia 2000 Alstonville <i>Pinks mammoth</i>	EC	spray	140	8.6L/Tree	3	0 7 14 28	Fruit	0.37, 0.62, 0.36 0.30, 0.49, 0.17 0.22, 0.32, 0.22 0.03, 0.08, 0.12	1.35 0.96 0.76 0.23

Table 45. Endosulfan residues in litchi resulting from supervised trials in Australia.

LITCHI Country, Year of trial Variety Report	Application					PHI days	Sample analysed	Residues of alpha, beta endosulfan, Endosulfan sulfate, mg/kg	Total Residues, mg/kg
	Form.	Method	g ai./hl/	L/ha	No.				
Australia <i>NORTH</i> QUEENSLAND	EC	spray	52.5		4	0 3 7 14		1.63, 1.00 ,0.69 0.51, 0.42, 0.67 0.33, 0.29, 0.66 0.11, 0.083, 0.26	3.32 1.60 <u>1.28</u> 0.45
Australia <i>NORTH</i> QUEENSLAND	EC	spray	104		4	0 3 7 14		2.65, 1.28 ,0.75 0.60, 0.54, 0.77 0.33, 0.32, 0.64 0.30, 0.24, 0.57	4.68 1.91 1.29 1.11
Australia <i>SOUTH</i> QUEENSLAND	EC	spray	52.5		4	7		0.24, 0.24, 0.53	<u>1.01</u>

Table 46. Endosulfan residues in mangoes resulting from supervised trials in Australia.

MANGOES Country, Year of trial Variety Report	Application					PHI days	Sample analysed	Residues of alpha, beta endosulfan, Endosulfan sulfate, mg/kg	Total Residues, mg/kg
	Form.	Method	g ai./hl/	L/ha	No.				
Australia 2000 Dorroughby <i>Bowen</i> N° 1/10:537	EC	spray	70	8.00	2	0 7 14 28		0.24, 0.17, 0.007 0.071, 0.067, 0.060 0.026, 0.025, 0.049 0.012, 0.015, 0.063	0.42 <u>0.20</u> 0.10 0.09
Australia 2000 Tolga <i>Palmer</i> N° 1/2/500	EC	spray	70	493	2	0 7 14 28		0.17, 0.15, 0.034 0.035, 0.035, 0.10 0.015, 0.013, 0.12 0.009, 0.006, 0.15	0.35 <u>0.17</u> 0.15 0.17

MANGOES		Application				PHI days	Sample analysed	Residues of alpha, beta endosulfan, Endosulfan sulfate, mg/kg	Total Residues, mg/kg
Country, Year of trial Variety Report	Form.	Method	g ai./hl/	L/ha	No.				
Australia 2000 Tolga Palmer N° 1/2/500	EC	spray	140	667	2	0 7 14 28		0.26, 0.18, 0.048 0.11, 0.11, 0.28 0.051, 0.055, 0.34 0.005, 0.005, 0.089	0.49 0.50 0.45 0.10
Australia 2000 Wamuran Kent 1/10/537	EC	spray	70	400	2	28 28	co	0.014, 0.011, 0.20 0.008, 0.006, 0.031	0.22 0.05

Table 47. Endosulfan residues in papaya resulting from supervised trials in Australia.

PAWPAW		Application				PHI days	Sample analysed	Residues of alpha, beta endosulfan, Endosulfan sulfate, mg/kg	Total Residues, mg/kg
Country, Year of trial Variety Report	Form.	Method	g ai./hl/		No.				
Australia 2000 Walkamin Ruby red N° 1/10/539	EC	spray	70	933	4	0 7 14 21	Fruit	0.16, 0.12, 0.088 0.03, 0.053, 0.10 0.013, 0.024, 0.094 < 0.005, 0.005, 0.09	0.37 <u>0.18</u> 0.12 0.10
Australia 2000 Walkamin Ruby red N° 1/10/539	EC	spray	140	1100	4	0 7 14 21 0	Fruit	0.37, 0.33, 0.18 0.09, 0.11, 0.13 0.025, 0.074, 0.13 < 0.005, 0.010, 0.074 0.007, 0.006, 0.01	0.88 0.33 0.23 0.08 0.02c
Australia 2000 Mareeba Hybrid 1B N° 1/10/539 N° 1/10/539	EC	spray	70	933	4	0 7 14 21	Fruit	0.11, 0.076, 0.051 0.005, 0.011, 0.079 < 0.005, 0.006, 0.047 < 0.005, < 0.005, 0.045	0.24 <u>0.10</u> 0.06 0.05

Table 48. Endosulfan residues in persimmon resulting from supervised trials in Australia.

PERSIMMON		Application				PHI days	Sample analysed	Residues of alpha, beta endosulfan, Endosulfan sulfate, mg/kg	Total Residues, mg/kg
Country, Year of trial Variety Report	Form.	Method	g ai./hl/		No.				
Australia 2001 Wollongbar Fuji N° 1/10/545	EC	spray	70	500	2	0 7 14 28		0.45, 0.37, 0.11 0.17, 0.24, 0.12 0.17, 0.23, 0.15 0.53, 0.58, 0.65	0.93 0.53 <u>0.55</u> 1.80 **
Australia 2001 The Summit Fuyu N° 1/10/545	EC	spray	70	1719	2	0 7 14 28		0.49, 0.48, 0.057 0.38, 0.42, 0.086 0.27, 0.34, 0.08 0.14, 0.21, 0.15	1.03 <u>0.89</u> 0.69 0.50
Australia 2001 The Summit Fuyu N° 1/10/545	EC	spray	140	2131	2	0 7 14 14 28 28	peel flesh peel flesh	1.4, 1.2, 0.08 0.71, 0.81, 0.18 2.60, 2.80, 0.87 0.13, 0.086, 0.028 1.70, 1.90, 1.40 0.014, 0.015, 0.016	2.68 1.70 6.27 0.24 5.00 0.05

PERSIMMON Country, Year of trial Variety Report	Application					PHI days	Sample analysed	Residues of alpha, beta endosulfan, Endosulfan sulfate, mg/kg	Total Residues, mg/kg
	Form.	Method	g ai./hl/ L/ha	No.	No.				
Australia 2000 Glasshouse Mtns Fuji N° 1/10/545	EC	spray	70	680	2	28 28	co	0.14, 0.13, 0.45 0.17, 0.16, 0.46	0.72 0.79

** no clear comments were including in the report (sampling)

Table 49. Endosulfan residues in pineapple resulting from supervised trials in USA.

PINEAPPLE Country, Year of trial Variety report	Application					DALA	Sample analysed	Residues of alpha, beta endosulfan, Endosulfan sulfate, mg/kg	Total Residues mg/kg
	Form	Method	Kg ai./ha/ applic'n	L/ha	No.				
USA (HI) 1996 Smooth Cayenne PGAAH950001P	3EC	Spray interval 7 d	1.68	1870	2	60 60 60	Wh. Fruit Wet Pulp Juice	(0.03), 0.05, 0.03 0.07, 0.09, 0.16 (0.01), (0.01), < 0.01	0.11 0.32 0.02
USA (HI) 1996 Smooth Cayenne PGAAH950001	3EC	Spray (interval 7 d)	1.68	1870	2	60 60 60	Wh. Fruit Wet Pulp Juice	0.14, 0.23, 0.18 0.26, 0.33, 0.58 (0.04), 0.07, < 0.01	0.55 1.17 0.11
USA (HI) 1996 Smooth Cayenne PGAAH950001P	3EC	Spray (interval 7 d)	1.68	1870	2	61 61 61	Wh. Fruit Wet Pulp Juice	(0.04), 0.06, 0.07 0.25, 0.29, 0.55 (0.02), (0.04), < 0.01	0.17 1.09 0.06
USA (HI) 1996 Smooth Cayenne PGAAH950001P	3EC	Spray (interval 7 d)	5.04	1870	2	61 61 61	Wh. Fruit Wet Pulp Juice	0.19, 0.26, 0.16 0.47, 0.53, 0.79 0.07, 0.10, < 0.01	0.61 1.79 0.17
USA (HI) 1968 Oahu, HI R-1097	3EC	Spray (interval 7 d)	<u>2.24</u>	2800	4	0 7 0 7*	Wh. Fruit Wh. Fruit Bran w/o molasses Bran w molasses		0.25 <u>0.20</u> 2.56 1.75
USA (HI) 1968 Oahu, HI R-1097	3EC	Spray (interval 7, 7, 8 d)	2.24	2800	4	0 0 21 21*	Wh. Fruit Wh. Fruit Bran w/o molasses Bran w molasses		0.09 0.08 1.1 1.3
USA (HI) 1968 Oahu, HI R-1097	3EC	Spray (interval 7, 10, 7 d)	2.24	2800	4	0 0 53 53*	Wh. Fruit Wh. Fruit Bran w/o molasses Bran w molasses		0.13 0.22 0.93 1.1
USA (HI) 1968 Oahu, HI R-1097	3EC	Spray (interval 7 d)	4.48	2800	4	0 7 0 7*	Wh. Fruit Wh. Fruit Bran w/o molasses Bran w molasses		0.72 0.62 2.8 4.1
USA (HI) 1968 Oahu, HI R-1097	3EC	Spray (interval 7, 7, 8 d)	4.48	2800	4	0 0 21 21*	Wh. Fruit Wh. Fruit Bran w/o molasses Bran w molasses		0.33 0.23 5.2 2.3

PINEAPPLE	Application					DALA	Sample analysed	Residues of alpha, beta endosulfan, Endosulfan sulfate, mg/kg	Total Residues mg/kg
	Country, Year of trial Variety report	Form	Method	Kg ai/ha/ applic'n	L/ha				
USA (HI) 1968 Oahu, HI <i>R-1097</i>	3EC	Spray (interval 7, 10, 7 d)	4.48	2800	4	0 0 53 53*	Wh. Fruit Wh. Fruit Bran w/o molasses Bran w molasses		0.43 0.18 2.2 1.8

Table 50. Endosulfan residues in head cabbage from supervised trials in Australia and USA.

CABBAGE	Application					PHI days	Sample analysed	Residues of alpha, beta endosulfan, endosulfan sulfate, mg/kg	Total Residues, mg/kg
	Country, Year of trial Variety Report	Form.	Method	kg ai/ha	L/ha				
Australia 2000 Darling Downs <i>Neptune</i> N° 1/10/564	EC	spray	0.665	1000	3	0 3 7 14		0.31, 0.20,0.019 0.13,0.15,0.035 0.026, 0.029,0.043 0.007,0.007,0.038	0.53 0.32 <u>0.10</u> 0.05
Australia 2000 Darling Downs <i>neptune</i> N° 1/10/564	EC	spray	1.32	1000	3	0 3 7 14		0.84, 0.49,0.041 0.21, 0.24,0.062 0.09, 0.10, 0.11 0.014,0.014, 0.045	1.37 0.51 0.30 0.07
Australia 2000 Werribee <i>green coronet</i> N° 1/10/564	EC	spray	0.332	500	3	0 3 7 14		0.035, 0.023, 0.006 0.008, 0.01, 0.008 0.006, 0.008, 0.017 < 0.005,< 0.005,< 0.005	0.06 0.03 0.03 < 0.005
Australia 2000 Werribee <i>green coronet</i> N° 1/10/564	EC	spray	0.56	500	3	0 3 7 14		0.033, 0.019, 0.006 0.012, 0.011, 0.007 0.006, 0.012, 0.008 < 0.005,< 0.005,< 0.005	0.058 0.030 <u>0.026</u> < 0.005
USA1960 San Jose, CA <i>Green cabbage</i> R-470	2EC	Spray. Interval 21 d	<u>1.12</u>	701 (0.16% ai)	2	0 7 14	Leaves Leaves Leaves		20.00 3.20 2.80
USA1960 San Jose, CA <i>Green cabbage</i> R-470						0 7 14	Heads Heads Heads		0.59 <u>< 0.05</u> < 0.05
USA1960 Moon Bay, CA <i>Red cabbage</i> R-470	2EC	Spray. Interval 7 d	<u>0.56,1.12</u>	701 (0.16% ai)	2	0 16 28	Leaves Leaves Leaves		22.00 3.70 0.56
						0 16 28	Heads Heads Heads		0.52 < 0.05 < 0.05
						0 16 28	Wh Heads Wh Heads Wh Heads		6.20 1.12 0.11

CABBAGE Country, Year of trial Variety Report	Application					PHI days	Sample analysed	Residues of alpha, beta endosulfan, endosulfan sulfate, mg/kg	Total Residues, mg/kg
	Form.	Method	kg ai/ha	L/ha	No.				
USA1960 Half Moon Bay, CA <i>Red cabbage</i> R-470	2EC	Spray. Interval 23d	<u>0.56,1.12</u>	701 (0.16% ai)	2	0	Leaves		14.00
						12	Leaves		1.84
						0	Heads		0.28
						12	Heads		0.03
						0	Wh Heads	0.53	
						12	Wh Heads		
USA 1960 R-470	2EC	Spray.	1.12	467 (0.24 % ai)	1	0	Leaves		12.7
						7	Leaves		2.2
						14	Leaves		0.95
						0	Heads		0.23
						7	Heads		<u>0.24</u>
						14	Heads		< 0.05
						0	Wh Heads		2.5
						7	Wh Heads		0.69
14	Wh Heads	0.18							
USA1960 Half Moon Bay, CA <i>Red cabbage</i> R-470	2EC	Spray. Interval 16d	1.12	701 (0.16% ai)	2	0	Leaves		25.00
						12	Leaves		5.50
						0	Heads		0.33
		12				Heads	0.09		
		0				Wh Heads	6.30		
		12				Wh Heads	1.45		

Table 51. Endosulfan residues in Savoy cabbage (head) from supervised trials in Germany.

SAVOY CABBAGE Country, Year of trial Variety report	Application					PHI (Days)	Sample analysed	Residues of alpha, beta endosulfan, Endosulfan sulfate, mg/kg	Total Residues mg/kg
	Form.	Method	kg ai/ha/ applic'n	L/ha	No.				
Germany 1983 <i>Gruenkopf</i> DEU83172611	Dust 2.82%	Spread Interval 16, 14 days	0.705		3	0	Head	0.5, < 0.01, < 0.01	0.50
						5	Head	0.07, < 0.01, < 0.01	0.07
						10	Head	< 0.01, < 0.01, < 0.01	< 0.01
						14	Head	< 0.01, < 0.01, < 0.01	< 0.01
Germany 1983 <i>Vertus</i> DEU83172641	Dust 2.82%	Spread Interval 14 days	0.705		3	0	Head	3.8, 1.7, < 0.01	5.50
						5	Head	1.2, 0.7, 0.03	1.93
						10	Head	0.07, 0.07, < 0.01	0.14
						14	Head	0.3, 0.1, 0.02	0.42
Germany 1983 <i>Wirosa</i> DEU83172631	Dust 2.82%	Spread Interval 14 days	0.705		3	0	Head	0.3, 0.1, < 0.01	0.40
						5	Head	0.03, 0.02, < 0.01	0.05
						10	Head	0.05, 0.04, < 0.01	0.09
						14	Head	0.08, 0.09, 0.02	0.19
Germany1974 <i>Marner</i> PSR94/024	35EC	Spray	0.35	1000 (0.035% ai)	1	0	Head	< 0.02, < 0.01, < 0.01	2.84
						7	Head		0.58
						14-28	Head		< 0.01
Germany1974 <i>Marner</i> PSR94/024	35EC	Spray	0.35	1000 (0.035% ai)	1	0	Head	< 0.02, < 0.01, < 0.01	2.69
						7	Head		0.47
						14-28	Head		< 0.01

SAVOY CABBAGE	Application					PHI (Days)	Sample analysed	Residues of alpha, beta endosulfan, Endosulfan sulfate, mg/kg	Total Residues mg/kg
	Country, Year of trial Variety report	Form	Method	kg ai/ha/ applic'n	L/ha				
Germany 1974 <i>Novum</i> PSR94/024	35EC	Spray	0.35	1000 (0.035% ai)	1	0 7 14 21 28	Head Head Head Head Head		21.46 2.73 0.63 0.40 0.13
Germany 1974 Bonn <i>Novum</i> PSR94/024	35EC	Spray	0.35	1000 (0.035% ai)	1	0 7 14 21 28	Head Head Head Head Head		15.25 2.16 0.40 0.28 0.11
Germany 1974 <i>Gruenkopf</i> PSR94/024	35EC	Spray	0.35	1000 (0.035% ai)	1	0 7 14 21 28	Head Head Head Head Head	< 0.008, < 0.04, < 0.05 < 0.008, < 0.04, < 0.05 < 0.008, < 0.04, < 0.05	3.73 0.44 < 0.05 < 0.05 < 0.05
Germany 1974 <i>Boeckelmanns</i> PSR94/024	35EC	Spray	0.35	1000 (0.035% ai)	1	0 7 14 21 28	Head Head Head Head Head	< 0.008, < 0.04, < 0.05 < 0.008, < 0.04, < 0.05 < 0.008, < 0.04, < 0.05	3.73 0.07 < 0.05 < 0.05 < 0.05
Germany 1974 <i>Gruener</i> PSR94/024	35EC	Spray	0.35	1000 (0.035% ai)	1	0 7 14 21 28	Head Head Head Head Head	< 0.08, < 0.04, < 0.05 < 0.08, < 0.04, < 0.05	--- 0.23 0.28 < 0.05 < 0.05
Germany 1974 <i>Gruener</i> PSR94/024	35EC	Spray	0.35	1000 (0.035% ai)	1	0 7 14 21 28	Head Head Head Head Head	< 0.08, < 0.04, < 0.05	--- 0.30 0.14 < 0.05 0.14
Germany 1974 <i>Gruenkopf</i> PSR94/024	35EC	Spray	0.53	1000 (0.053% ai)	1	0 7 14 21 28	Head Head Head Head Head	< 0.08, < 0.04, < 0.05 < 0.08, < 0.04, < 0.05 < 0.08, < 0.04, < 0.05	7.63 0.06 < 0.05 < 0.05 < 0.05
Germany 1974 <i>Boeckelmanns</i> PSR94/024	35EC	Spray	0.53	1000 (0.053% ai)	1	0 7 14 21 28	Head Head Head Head Head	< 0.008, < 0.04, < 0.05 < 0.008, < 0.04, < 0.05 < 0.008, < 0.04, < 0.05	3.83 0.05 < 0.05 < 0.05 < 0.05
Germany 1974 <i>Dr Neuers</i> <i>Gruener</i> PSR94/024	35EC	Spray	0.53	1000 (0.053% ai)	1	0 7 14 21 28	Head Head Head Head Head	< 0.08, < 0.04, < 0.05 < 0.08, < 0.04, < 0.05	--- 1.20 0.13 < 0.05 < 0.05

SAVOY CABBAGE	Application					PHI (Days)	Sample analysed	Residues of alpha, beta endosulfan, Endosulfan sulfate, mg/kg	Total Residues mg/kg
	Country, Year of trial Variety report	Form	Method	kg ai/ha/ applic'n	L/ha				
Germany 1974 <i>Dr Neuers Gruener</i> PSR94/024	35EC	Spray	0.53	1000 (0.053% ai)	1	0 7 14	Head Head Head	< 0.08, < 0.04, < 0.05	6.90 1.10 < 0.05
						21	Head	< 0.08, < 0.04, < 0.05	< 0.05
						28	Head		0.14
Germany 1976 <i>Vorbote</i> PSR94/024	35EC	Spray Spray Intvl 22, 21 days	0.21	600 (0.035% ai)	3	0 7 14 21	Head Head Head Head	< 0.005, < 0.005, < 0.005	1.90 0.40 0.04 < 0.005
Germany 1976 <i>Iceking</i> PSR94/024	35EC	Spray Spray Intvl 18, 43 days	0.21	600 (0.035% ai)	3	0 7 14 21	Head Head Head Head		0.20 0.20 0.20 < 0.01
Germany 1976 <i>Boeckelmanns Westfalia</i> PSR94/024	35EC	Spray Spray Intvl 28 days	0.21	600 (0.035% ai)	3	0 7 14 21	Head Head Head Head		0.30 0.10 0.10 < 0.01
Germany 1983 <i>Gruenkopf</i> PSR94/024	33WP	Spray Spray Intvl 15 days	0.20	600 (0.033% ai)	3	0 5 10 14	Head Head Head Head	< 0.01, < 0.01, < 0.01	0.605 0.110 0.065 < 0.01
Germany 1983 <i>Wirosa</i> PSR94/024	33WP	Spray Spray Intvl 14 days	0.20	600 (0.033% ai)	3	0 5 10 14	Head Head Head Head		1.71 1.22 0.09 0.34
Germany 1983 <i>Vertus</i> PSR94/024	33WP	Spray Spray Intvl 14 days	0.20	600 (0.033% ai)	3	0 5 10 14	Head Head Head Head		-- 0.10 0.025 0.035
Germany 1976 <i>Vorbote</i> PSR94/024	35WP	Spray Spray Intvl 21, 22 days	0.21	600 (0.035% ai)	3	0 7 14 21	Head Head Head Head		2.10 0.20 0.20 0.04
Germany 1976 <i>Iceking</i> PSR94/024	35WP	Spray Spray Intvl 18, 43 days	0.21	600 (0.035% ai)	3	0 7 14 21	Head Head Head Head	< 0.01, < 0.01, 0.01	2.00 0.20 0.07 < 0.01
Germany 1976 <i>Boeckelmanns</i> PSR94/024	35WP	Spray Spray Intvl 28 days	0.21	600 (0.035% ai)	3	0 7 14 21	Head Head Head Head		1.00 0.10 0.02 0.04
Germany 1974 <i>Marner</i> PSR94/024	35WP	Spray	0.35	1000 (0.035% ai)	1	0 7 14-28	Head Head Head	< 0.02, < 0.01, < 0.01	0.88 0.17 < 0.02
Germany 1974 <i>Novurn</i> PSR94/024	35WP	Spray	0.35	1000 (0.035% ai)	1	0 7 14 21 28	Head Head Head Head Head		17.62 2.92 1.22 1.10 0.08
Germany 1974 <i>Gruenkopf</i> PSR94/024	35WP	Spray	0.35	1000 (0.035% ai)	1	0 7 14-28	Head Head Head	< 0.008, < 0.04, < 0.05	4.13 0.07 < 0.05

SAVOY CABBAGE	Application					PHI (Days)	Sample analysed	Residues of alpha, beta endosulfan, Endosulfan sulfate, mg/kg	Total Residues mg/kg
	Form	Method	kg ai/ha/ applic'n	L/ha	No.				
Germany 1974 <i>Boeckelmanns</i> <i>PSR94/024</i>	35WP	Spray	0.35	1000 (0.035% ai)	1	0 7 14 21 28	Head Head Head Head Head	< 0.008, < 0.04, < 0.05 < 0.008, < 0.04, < 0.05	1.03 0.04 < 0.05 < 0.05 0.04
Germany 1974 <i>Dr Neuers</i> <i>Gruener</i> <i>PSR94/024</i>	35WP	Spray	0.35	1000 (0.035% ai)	1	0 7 14 21 28	Head Head Head Head Head	< 0.08, < 0.04, < 0.05 < 0.08, < 0.04, < 0.05	3.30 0.13 0.12 < 0.05 < 0.05
Germany 1974 <i>Dr Neuers</i> <i>Gruener</i> <i>PSR94/024</i>	35WP	Spray	0.35	1000 (0.035% ai)	1	0 7 14-28	Head Head Head	< 0.08, < 0.04, < 0.05	--- 0.70 < 0.05
Germany 1974 <i>Marner</i> <i>PSR94/024</i>	35WP	Spray	0.53	1000 (0.053% ai)	1	0 7 14-28	Head Head Head	< 0.02, < 0.01, < 0.01	0.59 0.18 < 0.02
Germany 1974 <i>Novum</i> <i>PSR94/024</i>	35WP	Spray	0.53	1000 (0.053% ai)	1	0 7 14 21 28	Head Head Head Head Head		19.46 3.43 1.17 0.80 0.09
Germany 1974 <i>Gruenkopf</i> <i>PSR94/024</i>	35WP	Spray	0.53	1000 (0.053% ai)	1	0 7 14 21 28	Head Head Head Head Head	< 0.008, < 0.04, < 0.05 < 0.008, < 0.04, < 0.05	6.03 0.07 < 0.05 < 0.05 < 0.05
Germany 1974 <i>Boeckelmanns</i> <i>PSR94/024</i>	35WP	Spray	0.53	1000 (0.053% ai)	1	0 7 14-28	Head Head Head	< 0.008, < 0.04, < 0.05	2.13 0.075 < 0.05
Germany 1974 <i>Dr Neuers</i> <i>Gruener</i> <i>PSR94/024</i>	35WP	Spray	0.53	1000 (0.053% ai)	1	0 7 14 21 28	Head Head Head Head Head		4.90 0.06 0.18 < 0.05 < 0.05
Germany 1974 <i>Dr Neuers</i> <i>Gruener</i> <i>PSR94/024</i>	35WP	Spray	0.53	1000 (0.053% ai)	1	0 7 14 21 28	Head Head Head Head Head	< 0.08, < 0.04, < 0.05 < 0.08, < 0.04, < 0.05	3.00 0.70 0.08 < 0.05 < 0.05

SAVOY CABBAGE	Application					PHI (Days)	Sample analysed	Residues of alpha, beta endosulfan, Endosulfan sulfate, mg/kg	Total Residues mg/kg
	Country, Year of trial Variety report	Form	Method	kg ai/ha/ applic'n	L/ha				
Germany 1975 <i>Vorbote</i> LEA 2/83/01/02- 75)	EC*	Spray Interval 14d	0.216	(0.036 % ai)	2	0 5 10 14	Head Head Head Head		0.50 < 0.05 < 0.05 < 0.05
Germany 1975 <i>Hammer</i> LEA 2/83/01/02- 75)	EC*	Spray, 0.15% Interval 14d	0.216	600 (0.036 % ai)	2	0 7 10 14	Head Head Head Head		0.90 0.60 0.40 0.20
Germany 1975 <i>King</i> LEA 3 /83/01/02- 75	EC*	Spray, 0.15% Interval 14d	0.216	600 (0.036 % ai)	2	0 7 10 14	Head Head Head Head	0.05, ND, ND 0.007, ND, ND ND, ND, ND ND, ND, ND	0.05 0.01 < 0.02 < 0.02
Germany 1975 <i>Boeckelmanns Westfalia</i> LEA 4/83/01/02- 75	EC*	Spray, 0.15% Interval 14d	0.216	600 (0.036 % ai)	2	0 7 10 14	Head Head Head Head	0.1, 0.1, ND 0.01, ND, ND 0.006, ND, ND 0.01, ND, ND	0.20 0.01 0.01 0.01

Table 52. Endosulfan residues in broccoli resulting from supervised trials in USA and Australia.

BROCCOLI	Application					PHI (Days)	Sample analysed	Residues of alpha, beta endosulfan, endosulfan sulfate, mg/kg	Total Residues mg/kg
	Country, Year of trial Variety report	Form	Method	Kg ai/ha/ applic'n	L/ha				
USA CA 1995/6 <i>BJ-95R-03</i>	3EC* 50WP	Spray. interval 4 days	1.12 1.12	323-330 323-326	3 3	<u>7</u> <u>7</u>	Broccoli Broccoli	0.33, 0.25, 0.21 0.59, 0.57, 0.16	<u>0.79</u> <u>1.32</u>
USA CA 1995/6 <i>BJ-95R-03</i>	3EC 50WP	Spray. interval 4 days	1.12 1.12	647-655 616-640	3 3	<u>7</u> <u>7</u>	Broccoli Broccoli	0.33, 0.33, 0.08 0.14, 0.16, 0.07	<u>0.74</u> <u>0.37</u>
USA CA 1995/6 <i>BJ-95R-03</i>	3EC 50WP	Spray. interval 4 days	1.12 1.12	640-668 649-668	3 3	<u>7</u> <u>7</u>	Broccoli Broccoli	0.12, 0.16, < 0.05 0.13, 0.16, 0.07	<u>0.28</u> <u>0.36</u>
USA TX 1995/6 <i>BJ-95R-03</i>	3EC 50WP	Spray. interval 4 days	1.12 1.12	189-192 181-187	3 3	<u>7</u> <u>7</u>	Broccoli Broccoli	0.10, 0.10, 0.36 0.20, 0.44, 0.33	<u>0.56</u> <u>0.97</u>
USA CA 1995/6 <i>BJ-95R-03</i>	3EC 50WP	Spray. interval 5/4d	1.12 1.12	331-337 323-324	3 3	<u>7</u> <u>7</u>	Broccoli Broccoli	0.24, 0.31, 0.33 0.40, 0.41, 0.26	<u>0.88</u> <u>1.07</u>
USA AZ 1995/6 <i>BJ-95R-03</i>	3EC 50WP	Spray. Spray Interval 5/ 4d	1.12 1.12	96.3-99.1 96.3-98.1	3 3	<u>7</u> <u>7</u>	Broccoli Broccoli	0.93, 0.72, 0.39 0.76, 0.37, 0.18	<u>2.04</u> <u>1.31</u>
USA CA 1995/6 <i>BJ-95R-03</i>	3EC 50WP	Spray. Spray interval 4 days	1.12 1.12		3 3	<u>7</u> <u>7</u>	Broccoli Broccoli	1.16, 0.94, 0.30 1.0, 0.72, 0.14	<u>2.40</u> <u>1.86</u>
USA OR 1995/6 <i>BJ-95R-03</i>	3EC 50WP	Spray. interval 4/7 d	1.12 1.12	450-495 450-495	3 3	<u>7</u> <u>7</u>	Broccoli Broccoli	0.10, 0.10, 0.06 0.27, 0.23, 0.07	<u>0.26</u> <u>0.57</u>
USA 1960 <i>R-470</i>	2EC	Spray. Interval 24 d	1.12	701	2	0 <u>6</u> 13	Broccoli Broccoli Broccoli		3.1 <u>0.22</u> 0.16
Australia 2000 Stanthorpe <i>Babylon</i> N° 1/10/594	EC	spray	0.533	802	3	0 3 7 14	Broccoli florets	0.55, 0.27, 0.011 0.39, 0.25, 0.060 0.08, 0.08, 0.012 < 0.005, < 0.005, < 0.005	0.83 0.70 <u>0.17</u> < 0.005
Australia 2000 Stanthorpe <i>Babylon</i> N° 1/10/594	EC	spray	1.525	1156	3	0 3 7 14	Broccoli florets	1.25, 0.71, < 0.005 0.36, 0.27, 0.077 0.11, 0.12, 0.055 0.08, 0.07, 0.010	1.96 0.71 0.29 0.16

BROCCOLI	Application					PHI (Days)	Sample analysed	Residues of alpha, beta endosulfan, endosulfan sulfate, mg/kg	Total Residues mg/kg
	Country, Year of trial Variety report	Form.	Method	Kg ai/ha/ applic'n	L/ha				
Australia 2000 Cranbourne greenbelt N° 1/10/594	EC	spray	0.465+	700	3	0 3 7 14	Broccoli florets	1.70, 0.92, < 0.005 0.51, 0.36, 0.034 0.12, 0.14, 0.025 0.08, 0.006, 0.004	2.62 0.89 0.29 0.09
Australia 2000 Cranbourne greenbelt N° 1/10/594	EC	spray	0.924	700	3	0 3 7 14	Broccoli florets	1.91, 1.05, 0.009 0.70, 0.51, 0.047 0.27, 0.27, 0.064 0.016, 0.024, 0.020	2.97 1.26 0.60 0.06

Table 53. Endosulfan residues in Brussels sprouts from supervised trials in UK and USA.

BRUSSELS SPROUTS	Application					PHI (Days)	Sample analysed	Residues of alpha + beta endosulfan, endosulfan sulfate, mg/kg	Total Residues mg/kg
	Country, Year of trial Variety report	Form.	Method	kg ai/ha/ applic'n	L/ha				
UK 1976 Onward 2-21-01-02	35EC	Spray, 0.21%	0.3	600	1	0 7 14 21	Br. Sprts Br. Sprts Br. Sprts Br. Sprts		6.7 0.8 0.1 0.06
UK 1976 Onward 2-21-01-03A	35EC	Spray, 0.29%	0.48	600	1	0 7 14 21	Br. Sprts Br. Sprts Br. Sprts Br. Sprts		4.2 0.3 0.4 0.08
USA 1965 Albion, NY M-1575	2EC	Spray	0.84		14	0 1 3 7 10	Br. Sprts Br. Sprts Br. Sprts Br. Sprts Br. Sprts	0.66, < 0.05 0.88, 0.11 0.93, 0.14 0.60, 0.08 0.35, 0.10	0.66 0.99 1.07 <u>0.68</u> 0.45
USA 1960 R-470	2EC	Spray. Spray Interval 24 d	0.84		4 4 4	3 7 14	Br. Sprts Br. Sprts Br. Sprts		2.41 0.88 <u>0.94</u>

Table 54. Endosulfan residues in cauliflower resulting from supervised trials in Australia, USA and Germany.

CAULIFLOWER	Application					PHI days	Sample analysed	Residues of alpha, beta endosulfan, endosulfan sulfate, mg/kg	Total Residues, mg/kg
	Country, Year of trial Variety Report	Form.	Method	g ai/Ha	L/ha				
Australia 2000 Medina Galicia N° 1/10/550	EC	spray	0.166	250	3	0 3 7 14	Florets	0.094, 0.066, 0.007 0.084, 0.046, 0.011 0.050, 0.038, 0.016 0.028, 0.035, 0.092	0.17 0.14 0.10 0.15
Australia 2000 Medina Galicia N° 1/10/550	EC	spray	0.435	330	3	0 3 7 14 7	Florets	0.54, 0.35, 0.014 0.054, 0.040, 0.013 0.052, 0.038, 0.019 0.008, 0.007, 0.010 0.028, 0.008, < 0.005	0.90 0.11 0.11 0.03 0.04

CAULIFLOWER Country, Year of trial Variety Report	Application					PHI days	Sample analysed	Residues of alpha, beta endosulfan, endosulfan sulfate, mg/kg	Total Residues, mg/kg
	Form.	Method	g ai/Ha	L/ha	No.				
Australia 2000 Werribee South chaser N° 1/10/550	EC	spray	0.315	474	3	0 3 7 14	Florets	0.042, 0.025, 0.020 0.039, 0.029, 0.006 0.010, 0.006, < 0.005 < 0.005, < 0.005, < 0.005	0.09 0.07 0.02 < 0.005
Australia 2000 Werribee South chaser N° 1/10/550	EC	spray	0.625	474	3	0 3 7 14	Florets	0.23, 0.13, 0.005 0.11, 0.074, 0.012 0.046, 0.040, 0.008 0.006, < 0.005, < 0.005	0.37 0.20 <u>0.09</u> 0.01
Germany 1983 Erfurter Zwerg DEU83172711	2.82% Dust	Spread Interval 11,7 d	<u>0.705</u>		3	0 5 10 14	Head Head Head Head	0.60, 0.40, 0.03 0.10, 0.20, 0.04 0.03, 0.07, 0.06 0.02, 0.02, 0.02	1.03 0.34 0.16 0.06
Germany 1983 Erfurter Zwerg DEU83172721	2.82% Dust	Interval 13,11 d	<u>0.705</u>		3	0 5 10 14	Head Head Head Head	1.00, 0.80, 0.04 0.30, 0.20, 0.04 0.02, 0.03, 0.02 < 0.01, < 0.01, < 0.01	1.84 0.54 0.07 < 0.01
Germany 1983 Necker-Perle DEU83172731	2.82% Dust	Interval 14, 12 d	<u>0.705</u>		3	0 5 10 14	Head Head Head Head	0.07, 0.03, < 0.01 < 0.01, < 0.01, < 0.01 < 0.01, < 0.01, < 0.01 < 0.01, < 0.01, < 0.01	0.10 < 0.01 < 0.01 < 0.01
Germany 1983 Celestar DEU83172741	2.82% Dust	Interval 11, 14 d	<u>0.705</u>		3	0 5 10 14	Head Head Head Head	0.50, 0.06, < 0.01 0.09, 0.04, 0.03 0.02, 0.04, 0.02 < 0.01, < 0.01, < 0.01	0.56 0.16 0.08 < 0.01
								alpha+beta/sulfate	
USA 1964 Island Queen A48549	2EC	Spray Interval 8, 7, 12 d	0.84	935 (0.09 % ai)	4	0 4 7 11	Heads+lvs Hds+lvs Hds+lvs Hds+lvs	0.75, < 0.05 0.46, 0.05 0.23, 0.07 0.15, 0.09	0.75 0.51 0.30 0.24
USA 1964 A48549	2EC	Spray interval 7 days	<u>0.84</u>		11	0 1 3 7 10 0 1 3 7 10	Heads Heads Heads Heads Heads Leaves Leaves Leaves Leaves Leaves	< 0.05, < 0.05 0.41, 0.05 0.05, 0.05 0.05, 0.05 < 0.05, < 0.05 0.30, 0.08 2.58, 0.05 0.18, 0.05 0.24, 0.07 0.34, 0.11	< 0.05 0.46 0.10 <u>0.10</u> < 0.05 0.38 2.63 0.23 0.31 0.45
USA 1964 Snowball "Y" A48549	2EC	Spray	<u>0.75</u>	100 (0.09 % ai)	8	0 3 7 10 14 0 3 7 10 14	Heads Heads Heads Heads Heads Leaves Leaves Leaves Leaves Leaves	< 0.05, < 0.05 < 0.05, < 0.05 < 0.05, < 0.05 < 0.05, < 0.05 < 0.05, < 0.05 7.36, 0.95 2.30, 1.36 2.28, 1.05 2.38, 1.60 2.05, 1.74	< 0.05 < 0.05 < 0.05 < 0.05 < 0.05 8.31 3.66 3.33 3.98 3.79

Table 55. Endosulfan residues in cucumbers from supervised trials in Germany, USA and Australia.

CUCUMBER Country, Year of trial Variety, report	Application					PHI days	Sample analysed	Residues of alpha, beta endosulfan, endosulfan sulfate, mg/kg	Total Residues, mg/kg
	Form.	Method	kg ai/ha/ applic'n	L/ha	No.				
Germany 1978 <i>Pepinex</i> <i>LEA 1/701/1-78</i>	24EC*	Spray indoor interval 3,3,4 days	0.576	1200 (0.048 % ai)	4	0 1 2 3	Fruit Fruit Fruit Fruit		1.20 0.60 0.30 0.30
Germany 1978 <i>Sandra</i> <i>LEA 2/701/1-78</i>	24EC*	Spray indoor interval 4,3,4 days	0.576	1200 (0.048% ai)	4	0 1 2 3	Fruit Fruit Fruit Fruit		0.02 0.01 0.01 0.005
Germany 1978 <i>Sandra</i> <i>LEA 2/701/1-78</i>	24EC*	Spray indoor interval 4,3,4 days	0.576	1200 (0.048 % ai)	4	0 1 2 3	Fruit Fruit Fruit Fruit		0.10 0.05 0.70 0.30
Germany 1978 <i>Uniflora</i> <i>LEA 2/701/1-78</i>	24EC*	Spray indoor interval 3,3,4 days	0.576	1200 (0.048 % ai)	4	0 1 2 3	Fruit Fruit Fruit Fruit		0.06 0.006 0.20 0.20
Germany 1976 <i>Hokus</i> <i>LEA 3/74/01/02-76</i>	24EC*	Spray Interval 18 d	0.216	600 (0.036% ai)	2	0 7 10 14	Fruit/peel Fruit/peel Fruit/peel Fruit/peel		0.04/0.1 0.02/0.1 ND/0.02 ND/0.04
Germany 1975 <i>Bambina</i> <i>LEA 3/85/01/02-75</i>	24EC*	Spray indoor	0.96	2000 (0.048% ai)	1	0 7 10 14 0 7 10 14	Fruit Fruit Fruit Fruit Peel Peel Peel Peel	0.01, ND, 0.01 ND, 0.009, 0.01 ND, ND, 0.01 ND, ND, 0.02 0.90, 0.90 ND ND, 0.03, 0.10 0.20 0.07, ND ND, ND, 0.06	0.02 0.02 0.01 0.02 1.80 0.13 0.27 0.06
Germany 1975 <i>Uniflora</i> <i>LEA 2/85/ 01/02-75A</i>	24EC*	Spray indoor	0.96	2000 (0.048% ai)	1	0 7 10 14	Fruit/peel Fruit/peel Fruit/peel Fruit/peel		< 0.06/0.7 0.04/0.7 0.01/0.2 < 0.06/0.09
Germany 1975 <i>Uniflora</i> <i>LEA 4/85/01/02- 75B</i>	24EC*	Spray indoor	0.96	2000 (0.048 % ai)	1	0 7 10 14 0 7 10 14	Fruit Fruit Fruit Fruit Peel Peel Peel Peel	ND, ND, ND ND, ND, 0.06 ND, ND, 0.08 0.02, 0.02, 0.10 1.90 1.70.0.20 0.03, 0.04, 0.10 ND, ND, 0.06 ND, ND, 0.10	< 0.02 0.06 0.08 0.14 3.80 0.17 0.06 0.10
Germany 1975 <i>Pepinex</i> <i>LEA 1/85/ 01/02-75</i>	24EC*	Spray indoor	0.96	2000 (0.048 % ai)	1	0 7 10 14	Fruit/peel Fruit/peel Fruit/peel Fruit/peel		0.01/3.0 0.10/0.9 0.09/0.5 0.10/0.4
USA1996 NC <i>Clypso</i>	33EC*	Note: All spray intervals = 7 days			3	2	Fruit	0.15, 0.15, 0.10	0.40
		Spray	1.12, 1.24, 1.12	96, 100, 92.5					
<i>BJ-96R-01</i>	50WP	Spray	1.12, 1.24, 1.12	98, 95.3, 91.6			Fruit	0.08, 0.07, 0.07	0.22
USA1996 SC <i>Poinsett 76</i> <i>BJ-96R-01</i>	33EC 50WP	Spray Spray	1.12 1.12	192, 195, 195 193, 194, 194	3	2	Fruit Fruit	0.13, 0.11, 0.12 0.08, 0.11, 0.11	0.36 0.30

CUCUMBER Country, Year of trial Variety, report	Application					PHI days	Sample analysed	Residues of alpha, beta endosulfan, endosulfan sulfate, mg/kg	Total Residues, mg/kg
	Form.	Method	kg ai/ha/ applic'n	L/ha	No.				
USA 1996 FL <i>Poinsett</i> <i>BJ-96R-01</i>	33EC 50WP	Spray Spray	<u>1.12,</u> <u>1.34,</u> <u>1.12</u> <u>1.12,</u> <u>1.34,</u> <u>1.1</u>	202, 237,199 202, 237,199	3	<u>2</u>	Fruit Fruit	0.12, 0.09, 0.11 0.09, 0.05, 0.09	<u>0.32</u> <u>0.23</u>
USA 1996 FL <i>Poinsett 76</i> <i>BJ-96R-01</i>	33EC 50WP	Spray Spray	<u>1.12</u> <u>1.12</u>	274, 281,283 274, 276, 274	3	<u>2</u>	Fruit Fruit	0.13, 0.11, 0.07 0.07, 0.06, 0.06	<u>0.31</u> <u>0.19</u>
USA 1996 FL <i>BJ-96R-01</i>	33EC 50WP	Spray Spray	<u>1.1,</u> <u>1.120</u> <u>1.12</u>	469, 464, 475 472, 473, 473	3	<u>2</u>	Fruit Fruit	0.22, 0.18, 0.13 0.12, 0.09, 0.07	<u>0.53</u> <u>0.28</u>
USA 1996 MI <i>Marketmore 76</i> <i>BJ-96R-01</i>	33EC 50WP	Spray Spray	<u>1.12</u> <u>1.12</u>	221, 211, 231 223, 217, 217	3	<u>2</u>	Fruit Fruit	0.17, 0.15, 0.10 0.06, 0.06, 0.06	<u>0.42</u> <u>0.18</u>
USA 1996 OH <i>Thunder</i> <i>BJ-96R-01</i>	33EC 50WP	Spray Spray	<u>1.12,</u> <u>1.12,1</u> <u>1.12</u>	239, 236, 223 236, 236, 229	3	<u>2</u>	Fruit Fruit	0.13, 0.09, 0.10 0.14, 0.07, 0.10	<u>0.32</u> <u>0.31</u>
USA 1996 WIS <i>Marketmore 76</i> <i>BJ-96R-01</i>	33EC 50WP	Spray Spray	<u>1.12,</u> <u>1.12,1</u> <u>1.12</u>	172, 183, 177.6 181, 183, 180	3	<u>2</u>	Fruit Fruit	0.27, 0.20, 0.11 0.11, 0.07, 0.06	<u>0.58</u> <u>0.24</u>
USA 1996 OKL <i>Straight Eight</i> <i>BJ-96R-01</i>	33EC 50WP	Spray Spray	<u>1.12</u> <u>1.12</u>	164, 179,188 166, 179,189	3	<u>2</u>	Fruit Fruit	0.28, 0.22, 0.14 0.14, 0.08, 0.08	<u>0.64</u> <u>0.30</u>
USA 1996 TX <i>BJ-96R-01</i>	33EC 50WP	Spray Spray	<u>1.12</u> <u>1.12</u>	317, 305, 272 317, 305, 272 (0.35% ai)	3	<u>2</u>	Fruit Fruit	0.10, 0.09, 0.13 0.12, 0.13, 0.11	<u>0.32</u> <u>0.36</u>
USA 1984 CA <i>Spacemaster</i> <i>1913(5)</i>	3EC	Spray. Interval: 7 d	1.12 UTC UTC	140 (0.8% ai) 	6	0 3 0	Fruit Fruit Fruit	0.165, 0.101, < 0.01 0.178, 0.122, 0.015 0.012, < 0.01, < 0.01	0.27 0.32 0.01
USA 1984 CA <i>1913(5)</i>	50WP	Spray. Interval: 7 days	1.12	140 (0.8% ai)	6	0	Fruit	0.513, 0.229, < 0.01	0.74
USA 1984 CA <i>Spacemaster</i> <i>1913(12)</i>	3EC	Spray. Interval: 7 days	1.12 UTC UTC	140 (0.8% ai) 	6	0 3 0 3	Fruit Fruit Fruit Fruit	0.126, 0.059, < 0.01 0.029, 0.022, < 0.01 0.0195, 0.022, 0.0388 0.0276, 0.023, 0.0396	0.19 0.05 0.08 0.09
USA 1984 CA <i>Spacemaster</i> <i>1913(12)</i>	50WP	Spray. Interval: 7 days	1.12	140 (0.8% ai)	6	0 3	Fruit Fruit	0.412, 0.181, < 0.01 0.305, 0.183, < 0.01	0.59 0.49
USA 1984 NY <i>Victory</i> <i>1913 (7)</i>	3EC	Spray. Interval: 7/8 days	1.12 UTC UTC	327 (0.34% ai) 	5	0 3 0 3	Fruit Fruit Fruit Fruit	0.197, 0.23, 0.139 0.035, 0.038, 0.046 0.01, < 0.01, < 0.01 < 0.01, < 0.01, < 0.01	0.57 0.12 0.03 < 0.03
USA 1984 NY <i>Victory</i> <i>1913 (7)</i>	50WP		1.12	327 (0.34% ai)	5	0 3	Fruit Fruit	0.118, 0.096, 0.109 0.088, 0.080, 0.069	0.32 0.23

CUCUMBER Country, Year of trial Variety, report	Application					PHI days	Sample analysed	Residues of alpha, beta endosulfan, endosulfan sulfate, mg/kg	Total Residues, mg/kg
	Form.	Method	kg ai/ha/ applic'n	L/ha	No.				
Australia 2000 Darlington <i>coolah</i> N° 1/10/547	EC	spray	0.168	253	4	0	Fruit	0.065, 0.056, 0.028	0.15
						3	Fruit	0.047, 0.027, 0.035	0.11
						5	Fruit	0.030, 0.017, 0.029	0.08
						7	Fruit	0.051, 0.031, 0.035	<u>0.11</u>
Australia 2000 Darlington <i>coolah</i> N° 1/10/547	EC	spray	0.555	421	4	0	Fruit	0.31, 0.20, 0.054	0.56
						3	Fruit	0.12, 0.11, 0.049	0.28
						5	Fruit	0.059, 0.037, 0.034	0.13
						7	Fruit	0.14, 0.11, 0.082	0.33
Australia 2000 Lowood <i>Warmer</i> N° 1/10/547	EC	spray	0.15	226	4	0	Fruit	0.058, 0.037, 0.042	0.14
						3	Fruit	0.028, 0.017, 0.034	0.08
						5	Fruit	0.029, 0.017, 0.036	0.08
						7	Fruit	0.031, 0.021, 0.042	<u>0.09</u>
Australia 2000 Lowood <i>Warmer</i> N° 1/10/547	EC	spray	0.30	226	4	0	Fruit	0.071, 0.043, 0.050	0.17
						3	Fruit	0.041, 0.024, 0.054	0.12
						5	Fruit	0.039, 0.024, 0.050	0.11
						7	Fruit	0.044, 0.032, 0.056	0.13
						7	Fruit co	0.007 < 0.005, < 0.005	0.007

Table 56. Endosulfan residues in melons from supervised trials in Australia.

MELON Country, Year of trial Variety Report	Application					PHI days	Sample analysed	Residues of alpha, beta endosulfan, Endosulfan sulfate, mg/kg	Total Residues, mg/kg
	Form.	Method	g ai./hl	L/ha	No.				
Australia 2000 Kialla West <i>Hiline</i> N° 1/10/551	EC	spray	66.5	1170	4	0	Fruit	0.39, 0.28, 0.032	0.70
						3		0.25, 0.27, 0.034	<u>0.55</u>
						5		0.12, 0.11, 0.037	0.27
						7		0.089, 0.097, 0.045	0.23
Australia 2000 Kialla West <i>Hiline</i> N° 1/10/551	EC	spray	132	1170	4	0	Fruit	0.89, 0.90, 0.04	1.83
						3		0.26, 0.32, 0.047	0.63
						5		0.34, 0.40, 0.059	0.80
						7		0.13, 0.16, 0.060	0.35
Australia 2000 Fernvale <i>planters jumbo</i> N° 1/10/556	EC	spray	66.5	334	4	0	Fruit	0.30, 0.26, 0.13	0.69
						3		0.42, 0.35, 0.21	0.98
						5		0.23, 0.30, 0.070	<u>1.23</u>
						7		0.35, 0.36, 0.29	1.0
Australia 2000 Fernvale <i>planters jumbo</i> N° 1/10/556	EC	spray	132	334	4	7	Fruit	0.10, 0.21, 0.74	1.05
								0.006, 0.005, 0.019	0.03
								0.008, 0.005, 0.019	0.03
								0.008, 0.008, 0.019	0.04

Table 57. Endosulfan residues in melon from supervised trials in USA and Europe.

MELON Country, Year of trial Variety, report	Application					PHI days	Sample analysed	Residues of alpha, beta endosulfan, Endosulfan sulfate, mg/kg	Total Residues, mg/kg
	Form	Method	kg ai/ha/ applic'n	L/ha	No.				
USA 1995 CA BJ-95R-05	35EC	Spray Interval 7 d	<u>1.12</u>	191.6,184, 190	3	<u>2</u>	Cantaloupe	0.18, 0.27, < 0.05	<u>0.45</u>
USA 1995 CA BJ-95R-05	50WP	Spray Interval 7d	<u>1.12</u>	191.6,184, 190	3	<u>2</u>	Cantaloupe	0.24, 0.36, < 0.05	<u>0.60</u>
USA 1995 CA BJ-95R-05	35EC	Spray Interval 7 d	<u>1.12</u>	323.5, 329 326	3	<u>2</u>	Cantaloupe	< 0.05, < 0.05, 0.05	<u>0.05</u>
USA 1995 CA BJ-95R-05	50WP	Spray Interval 7 d	1.12	325, 330 34.8	3	2	Cantaloupe	0.07, 0.11, 0.06	<u>0.24</u>
USA 1995 CA BJ-95R-05	35EC	Spray Interval 7 d	1.12		3	2	Cantaloupe	0.16, 0.25, < 0.05	<u>0.41</u>
USA 1995 CA BJ-95R-05	50WP	Spray Interval 7 d	<u>1.12</u>		3	<u>2</u>	Cantaloupe	0.14, 0.21, < 0.05	<u>0.35</u>
USA 1995 FLA BJ-95R-05	35EC	Spray Interval 7 d	<u>1.23,1.12</u> 1.12	215,204.7 202	3	<u>2</u>	Cantaloupe	0.13, 0.15, 0.06	<u>0.34</u>
USA 1995 FLA BJ-95R-05	50WP	Spray Interval 7 d	<u>1.23,1.12</u> 1.12	215, 204.9 202	3	<u>2</u>	Cantaloupe	0.18, 0.17, 0.05	<u>0.40</u>
USA 1995 MI BJ-95R-05	50WP	Spray Interval 7 d	<u>1.12</u>	190.7,195.4 187	3	<u>2</u>	Cantaloupe	0.12, 0.12, 0.06	<u>0.30</u>
USA 1995 TX BJ-95R-05	35EC	Spray Interval 7 d	<u>1, 1, 1</u>	188,193.5 187	3	<u>2</u>	Cantaloupe	0.10, 0.15, 0.05	<u>0.30</u>
USA 1995 TX BJ-95R-05	50WP	Spray Interval 7 d	<u>1, 1, 1</u>	190,186 191.6	3	<u>2</u>	Cantaloupe	0.18, 0.26, 0.05	<u>0.49</u>
USA 1995 MI BJ-95R-05	35EC	Spray Interval 7 d	<u>1.12</u>	190.7,190.7 186	3	<u>2</u>	Cantaloupe	0.07, 0.09, 0.06	<u>0.22</u>
Spain 2000 Extra Rica Miel DR 00 EUS 131	CS*	Sprays at 28, 14,7 d PHI BBCH 67, 72 83	0.530	600 (0.088% ai)	3	0 7 7 7	Fruit Fruit Peel Pulp	0.04, 0.02, 0.04 0.05, 0.02, 0.05, 0.06, 0.03, < 0.02 < 0.02, < 0.02, 0.02	0.10 0.12 0.09 0.02
Italy 2000 Calipso DR 00 EUS 131	CS*	Sprays at 28, 14,7 d PHI BBCH 64, 76 81	0.530	800 (0.066% ai)	3	0 7 7 7	Fruit Fruit Peel Pulp	0.10, 0.07, < 0.02 0.04, 0.04, < 0.02 0.22, 0.19, < 0.02 < 0.02, < 0.02, < 0.02	0.17 0.08 0.41 < 0.02
Italy 2000 Proteo DR 00 EUS 131	CS*	Sprays at 28, 14,7 d PHI BBCH 71, 84 87	0.530	800 (0.066% ai)	3	0 7 7 7	Fruit Fruit Peel Pulp	0.26, 0.16, < 0.02 0.13, 0.07, < 0.02 0.19, 0.11, < 0.02 < 0.02, < 0.02, < 0.02	0.42 0.20 0.30 < 0.02
Spain 1999 Piel sapo Ricamie ER 99 ECS 757	CS*	Sprays at 28, 13,7 d PHI BBCH 73, 74 84	0.530	600 (0.088 % ai)	3	0 3 7	Fruit Fruit Fruit	0.10, 0.05, 0.03 0.07, 0.04, 0.02 0.04, 0.02, 0.02	0.18 0.13 0.08

MELON Country, Year of trial Variety, report	Application					PHI days	Sample analysed	Residues of alpha, beta endosulfan, Endosulfan sulfate, mg/kg	Total Residues, mg/kg
	Form	Method	kg ai/ha/ applic'n	L/ha	No.				
Italy 1999 <i>Galia</i> ER 99 ECS 757	CS*	Sprays at 28, 14,7 d PHI BBCH 66, 68 75	0.530	800 (0.088% ai)	3	0	Fruit	0.26, 0.15, < 0.02	0.41
						3	Fruit	0.13, 0.08, 0.04	0.25
						7	Fruit	0.08, 0.07, 0.03	0.18
Spain 1997 <i>Panal</i> Musk melon ER 97 ECS 745	35EC	Sprays at 21, 14,7 d PHI BBCH 73, 75 83	0.530	300 (0.177 % ai)	3	0	Peel	0.13, 0.10 < 0.02	0.23
						0	Pulp	ND, ND, < 0.02	< 0.02
						3	Peel	0.02, 0.03, < 0.02	0.05
						3	Pulp	ND, ND, < 0.02	< 0.02
						7	Peel	< 0.02, < 0.02, < 0.02	< 0.02
						7	Pulp	ND, ND, 0.02	0.02
						0	Fruit	0.06, 0.04, < 0.02	0.10
3/7	Fruit	< 0.02, < 0.02, < 0.02	< 0.02						
France (S) 1997 <i>Manta</i> Cantaloupe ER 97 ECS 745	35EC	Sprays at 21, 14,7 d PHI BBCH 71, 71 72	0.530	250 (0.212 % ai)	3	0	Peel	0.20, 0.13, 0.05	0.38
						0	Pulp	< 0.02, < 0.02, < 0.02	< 0.02
						3	Peel	0.05, 0.09, 0.08	0.22
						3	Pulp	< 0.02, < 0.02, < 0.02	< 0.02
						7	Peel	0.02, 0.04, 0.04	0.10
						7	Pulp	ND, < 0.02, < 0.02	< 0.02
						0	Fruit	0.08, 0.05, 0.02	0.15
3	Fruit	0.02, 0.03, 0.03	0.08						
7	Fruit	< 0.02, 0.02, 0.02	0.04						
Portugal 2000 <i>Pele de Sapo</i> DR 00 EUS 131	CS*	Sprays at 29, 14,7 d PHI BBCH 67, 72 83	0.530	600 (0.088% ai)	3	0	Fruit	< 0.02, < 0.02, < 0.02	< 0.02
						7	Fruit	< 0.02, < 0.02, < 0.02	< 0.02
						7	Peel	0.05, 0.05, < 0.02	0.10
						7	Pulp	< 0.02, < 0.02, 0.02	0.02
Greece 1999 <i>Daniel</i> ER 99 ECS 757	CS*	Sprays at 29, 14,7 d PHI BBCH 73, 75 77	0.530	600 (0.088% ai)	3	0	Fruit	0.16, 0.09, 0.04	0.29
						3	Fruit	0.06, 0.03, 0.04	0.13
						7	Fruit	0.05, 0.04, 0.04	0.13
Italy 1997 <i>Pamir</i> Musk melon ER 97 ECS 745	35EC	Sprays at 20, 14,7 d PHI BBCH 74, 79 82	0.530	300 (0.177% ai)	3	0	Peel	0.11, 0.07, < 0.02	0.18
						0	Pulp	< 0.02, < 0.02, 0.03	0.03
						3	Peel	< 0.02, 0.02, < 0.02	0.02
						3	Pulp	< 0.02, ND, 0.02	0.02
						7	Peel/Pulp	ND, ND, < 0.02	< 0.02
						0	Fruit	0.05, 0.03, 0.02	0.10
						3	Fruit	< 0.02, 0.02, < 0.02	0.02
7	Fruit	ND, ND, < 0.02	< 0.02						
Italy 1997 <i>Momo</i> Cantaloupe ER 97 ECS 745	35EC	Sprays at 21, 14,7 d PHI BBCH 72, 81 84	0.530	600 (0.088% ai)	3	0	Peel	0.66, 0.44, 0.02	1.12
						0	Pulp	< 0.02, < 0.02, < 0.02	< 0.02
						3	Peel	0.24, 0.27, 0.02	0.53
						3	Pulp	ND, ND, ND	< 0.02
						7	Peel	0.08, 0.14, < 0.02	0.22
						7	Pulp	ND, ND, < 0.02	< 0.02
						0	Fruit	0.21, 0.15, < 0.02	0.36
3	Fruit	0.07, 0.08, < 0.02	0.15						
7	Fruit	0.03, 0.04, < 0.02	0.07						
Spain 1994 <i>Daimiel</i> ER 94 ECS 780	35EC	Sprays at 21, 14,7 d PHI BBCH 69/70, 69/70, 69/70	1.0561	400 (0.264% ai)	3	0	Peel	0.141, 0.12, 0.095	0.36
Spain 1994 <i>Rixan</i> Musk melon ER 94 ECS 780	35EC	Sprays at 21, 14,7 d PHI BBCH 70, 70 70	1.0561	300, 400, 400 (0.352% ai)	3	0	Pulp	< 0.05, < 0.05, 0.074	0.07
						0	Peel	0.084, 0.07, 0.076	0.23
						0	Fruit		0.16
						3	Pulp	< 0.05, < 0.05, 0.074	0.07
						3	Peel	< 0.05, 0.053, 0.061	0.11
						3	Fruit		0.10
						7	Pulp	< 0.05, < 0.05, 0.081	0.08
						7	Peel	< 0.05, < 0.05, 0.052	0.05
						7	Fruit		0.07
						14	Peel	< 0.05, < 0.05, < 0.05	< 0.05
						21	Peel	< 0.05, < 0.05, < 0.05	< 0.05
29	Peel	< 0.05, < 0.05, < 0.05	< 0.05						

MELON		Application				PHI days	Sample analysed	Residues of alpha, beta endosulfan, Endosulfan sulfate, mg/kg	Total Residues, mg/kg
Country, Year of trial <i>Variety, report</i>	Form	Method	kg ai/ha/ applic'n	L/ha	No.				
Spain 1994 <i>Daimiel</i> Musk melon <i>ER 94 ECS 780</i>	35EC	Sprays at 21, 14,7 d PHI BBCH 69/70, 69/70, 69/70	0.528	400 (0.132% ai)	3	0	Pulp	< 0.05, < 0.05, 0.076	0.08
						0	Peel	0.102, 0.104, 0.092	0.30
						0	Fruit		0.19
						3	Pulp	< 0.05, < 0.05, 0.092	0.09
						3	Peel	< 0.05, < 0.05, 0.092	0.09
						3	Fruit		0.09
						7	Pulp	< 0.05, < 0.05, 0.091	0.09
						7	Peel	< 0.05, 0.061, 0.082	0.14
						7	Fruit		0.12
Spain 1994 <i>Rixan</i> Musk melon <i>ER 94 ECS 780</i>	35EC	Sprays at 21, 14,7 d PHI BBCH 70, 70 70	0.528	300, 400, 400 (0.177% ai) (0.132% ai)	3	0	Pulp	< 0.05, < 0.05, 0.095	0.10
						0	Peel	< 0.05, < 0.05, 0.05	0.05
						0	Fruit		0.10
						3	Pulp	< 0.05, < 0.05, 0.096	0.10
						3	Peel	< 0.05, < 0.05, 0.05	0.05
						3	Fruit		0.10
						7	Pulp	< 0.05, < 0.05, 0.095	0.10
						7	Peel	< 0.05, < 0.05, < 0.05	< 0.05
						7	Fruit		0.08
						14	Pulp	< 0.05, < 0.05, 0.115	0.12
						14	Peel	< 0.05, < 0.05, < 0.05	< 0.05
						14	Fruit		0.09
						21	Pulp	< 0.05, < 0.05, 0.09	0.09
						21	Peel	< 0.05, < 0.05, < 0.05	< 0.05
21	Fruit		0.07						
29	Fruit		0.06						
Spain 1994 <i>Daimiel</i> Musk melon <i>ER 94 ECS 780</i>	35EC	Sprays at 21, 14,7 d PHI BBCH 69/70, 69/70, 69/70	0.528	400 (0.132% ai)		0	Pulp	< 0.05, < 0.05, 0.069	0.07
						0	Peel	< 0.05, < 0.05, 0.071	0.07
						0	Fruit		0.07
						3	Pulp	0.084, 0.064, 0.086	0.23
						3	Peel	< 0.05, < 0.05, 0.059	0.06
						3	Fruit		0.15
						7	Pulp	< 0.05, < 0.05, 0.09	0.09
						7	Peel	< 0.05, < 0.05, 0.066	0.07
						7	Fruit		0.08
Italy 1994 <i>Tamaris</i> Musk melon <i>ER 94 ECS 780</i>	35EC	Sprays at 21, 14,7 d PHI BBCH 64/80, 69/81, 70/82	0.528	1000 (0.053% ai)	3	0	Pulp	< 0.05, < 0.05, < 0.05	< 0.05
						0	Peel	0.432, 0.294, < 0.05	0.73
						0	Fruit		0.31
						3	Pulp	< 0.05, < 0.05, < 0.05	< 0.05
						3	Peel	0.11, 0.096, < 0.05	0.21
						3	Fruit		0.11
						7	Pulp	< 0.05, < 0.05, < 0.05	< 0.05
7	Peel	0.112, 0.141, < 0.05	0.25						
						7	Fruit		0.12
						14	Peel	< 0.05, < 0.05, < 0.05	< 0.05
						21	Peel	< 0.05, < 0.05, < 0.05	< 0.05
Spain 1994 <i>Daimiel</i> <i>ER 94 ECS 780</i>	35EC	Sprays at 21, 14,7 d PHI BBCH 69/70, 69/70, 69/70	1.0561	400 (0.264% ai)	3	0	Peel	0.215, 0.145, 0.081	0.44
Portugal 1999 <i>Branco do</i> <i>Ribatejo ER 99</i> <i>ECS 757</i>	CS*	Sprays at 28, 14,7 d PHI BBCH 71, 74 84,	0.530	600 (0.088% ai)	3	0	Fruit	0.07, 0.04, 0.06	0.17
						3	Fruit	0.06, 0.04, 0.08	0.18
						7	Fruit	0.04, 0.03, 0.08	0.15
Italy 1994 <i>Calipso</i> Musk melon <i>ER 94 ECS 780</i>	35EC	Sprays at 21, 14,7 d PHI BBCH 69/75, 69/80, 69/81	0.528	1000 (0.0528 % ai)	3	0	Pulp	< 0.05, < 0.05, < 0.05	< 0.05
						0	Peel	0.469, 0.503, < 0.05	0.97
						0	Fruit		0.47
						3	Pulp	< 0.05, < 0.05, < 0.05	< 0.05
						3	Peel	0.205, 0.261, < 0.05	0.47
						3	Fruit		0.22
						7	Pulp	< 0.05, < 0.05, < 0.05	< 0.05
						7	Peel	0.162, 0.282, 0.052	0.50
7	Fruit		0.19						

MELON Country, Year of trial Variety, report	Application					PHI days	Sample analysed	Residues of alpha, beta endosulfan, Endosulfan sulfate, mg/kg	Total Residues, mg/kg
	Form	Method	kg ai/ha/ applic'n	L/ha	No.				
Italy 1994 <i>Calipso</i> ER 94 ECS 780	35EC	Sprays at 21, 14,7 d PHI BBCH 69/75, 69/80, 69/81	1.0561	1000 (0.1056 % ai)	3	0	Peel	0.779, 0.758, 0.079	1.62
Spain 1992 <i>Futuro</i> PRS99/012	35EC	Spray	0.82	780 (0.105% ai)	1	0 3 7 15	Fruit Fruit Fruit Fruit		0.81 0.28 0.23 0.11
Spain 1992 <i>Amarillo canario</i> PRS99/012	35EC	Spray	0.71	680 (0.105% ai)	1	0 3 7 15	Fruit Fruit Fruit Fruit		0.38 0.05 0.02 0.02
Spain 1992 <i>Galia</i> PRS99/012	35EC	Spray (0.105%)	0.76	720 (0.105% ai)	1	0 3 7 15	Fruit Fruit Fruit Fruit		0.97 0.63 0.50 0.22
Italy 1994 <i>Tamaris</i> Musk melon ER 94 ECS 780	35EC	Sprays at 21, 14,7 d PHI BBCH 64/80, 69/81, 70/82	1.0561	1000 (0.106 % ai)	3	0 0 0 3 3 3 7 7	Pulp Peel Fruit Pulp Peel Fruit Pulp Peel	< 0.05, < 0.05, < 0.05 0.76, 0.487, < 0.05 < 0.05, < 0.05, < 0.05 0.192, 0.20 < 0.05 < 0.05, < 0.05, < 0.05 < 0.05, 0.085, < 0.05	< 0.05 1.25 0.50 < 0.05 0.39 0.20 < 0.05 0.09
						7 14 21	Fruit Peel Peel	< 0.05, < 0.05, < 0.05 < 0.05, < 0.05 < 0.05	0.08 < 0.05 < 0.05
Spain 1992 <i>Futuro</i> PRS99/012	35EC	Spray (0.105%)	0.87	830 (0.105 % ai)	1	0 3 7 15	Fruit Fruit Fruit Fruit		0.09 < 0.01 < 0.01 0.04

Table 58. Endosulfan residues in summer squash from supervised trials in Spain and USA.

S. SQUASH Country, Year of trial Variety, report	Application					PHI	Sample analysed	Residues of alpha, beta endosulfan, Endosulfan sulfate, mg/kg	Total Residues mg/kg
	Form	Method	kg ai/ha/ applic'n	L/ha	No.				
Spain 1992 <i>Elite</i> PRS99/012	35EC	Spray	1.09	1040 (0.105% ai)	1	0 3 7 15	Fruit Fruit Fruit Fruit		1.14 0.46 0.23 0.03
Spain 1992 <i>Senator</i> PRS99/012	35EC	Spray	1.21	1150 (0.105% ai)	1	0 3 7 15	Fruit Fruit Fruit Fruit		1.02 0.53 0.05 0.04
Spain 1992 <i>Senator</i> PRS99/012	35EC	Spray	1.37	1300 (0.105% ai)	1	0 3 7 15	Fruit Fruit Fruit Fruit		0.11 < 0.01 0.05 0.02
Spain 1992 <i>Diamante</i> PRS99/012	35EC	Spray	1.02	970 (0.105% ai)	1	0 3 7 15	Fruit Fruit Fruit Fruit		0.32 0.13 0.02 0.02
USA 1996 NI <i>Supersett</i> BJ96R02	3EC 50WP	Broadcast Interval 7d Broadcast Interval 7d	1.12,1.12 1.23 3x1.12	3x96.3 96.3,2x95.4	3 3	1 1	Fruit Fruit	0.08 < 0.05, 0.05 0.11, 0.06, 0.06	<u>0.13</u> <u>0.23</u>

S. SQUASH Country, Year of trial Variety, report	Application					PHI	Sample analysed	Residues of alpha, beta endosulfan, Endosulfan sulfate, mg/kg	Total Residues mg/kg
	Form	Method	kg ai/ha applic'n	L/ha	No.				
USA 1996 NC <i>Supersett</i> <i>BJ96R02</i>	3EC	Broadcast	<u>3x1.12</u>	2x95.4,96.3	3	<u>2</u>	Fruit	0.11, 0.05, < 0.05	<u>0.16</u>
	50WP	Broadcast	<u>3x1.12</u>	2x97.2, 95.4		<u>2</u>	Fruit	0.12, 0.05, < 0.05	<u>0.17</u>
USA 1996 FL <i>Early Summer</i> <i>BJ96R02</i>	3EC	Broadcast	1.12,2x1	3x92.5	3	2	Fruit	< 0.05, < 0.05, < 0.05	<u><0.05</u>
	50WP	Broadcast	1.12	91.6,92.5, 91.6	3	2	Fruit	0.05, < 0.05, < 0.05	<u>0.05</u>
USA 1996 MI <i>Lemon Drop L</i> <i>BJ96R02</i>	3EC	Broadcast	<u>1.12</u>	92.5,96,95	3	<u>2</u>	Fruit	0.09, < 0.05, < 0.05	<u>0.09</u>
	50WP	Broadcast	<u>1.12</u>	92.5,96,94.4	3	<u>2</u>	Fruit	0.07, < 0.05, < 0.05	<u>0.07</u>
USA 1996 CA <i>BJ96R02</i> CA	3EC	Broadcast	<u>2x1.12,1</u>	87,2x96.3	3	<u>2</u>	Fruit	0.08, < 0.05, < 0.05	<u>0.08</u>
	50WP	Broadcast	<u>2x1.12,1</u>	90.8,95.4,96	3	<u>2</u>	Fruit	0.08, 0.07, < 0.05	<u>0.15</u>
USA 1984 NY <i>Goldbar</i> <i>1913 (6)</i>	3EC	Spray	1	327	5	0	Fruit	0.142, 0.143, 0.065	0.35
						3	Fruit	0.034, 0.021, 0.010	0.06
	50WP	Spray	1	327	5	0 co	Fruit	< 0.01, < 0.01, 0.023	0.02
						3 co	Fruit	0.0269, 0.018, 0.022	0.07
USA 1984 CA Whittier, CA <i>1913 (5)</i>	3EC	Spray	1	140	6	0	Fruit	0.504, 0.271, 0.068	0.84
						3	Fruit	0.098, 0.04, 0.028	0.17
	50WP	Spray	1	140	6	0 co	Fruit	0.02, < 0.01, < 0.01	0.02
						3 co	Fruit	0.03, < 0.01, 0.0153	0.05
USA 1996 CA <i>Black Beauty</i> <i>BJ96R02</i>	3EC	Broadcast	<u>3x1.12</u>	94,95,90	3	<u>2</u>	Fruit	0.09, 0.07, < 0.05	<u>0.16</u>
						50WP	Broadcast	<u>3x1.12</u>	94.4,2x93.5

Table 59. Endosulfan residues in zucchini from supervised trials in Australia.

ZUCCHINI Country, Year of trial Variety Report	Application					PHI days	Sample analysed	Residues of alpha, beta endosulfan, endosulfan sulfate, mg/kg	Total Residues, mg/kg
	Form	Method	g ai/hL	L/ha	No.				
Australia 2000 Koraleigh <i>Regal black</i> <i>N° 1/10/556</i>	EC	spray	66.5	224	4	0	zucchini	0.078, 0.036, 0.046	0.16
						3	zucchini	0.030,0.021, 0.039	<u>0.09</u>
						5	zucchini	0.023, 0.012,0.032	0.07
						7	zucchini	0.042,0.014,0.032	0.09
Australia 2000 Koraleigh <i>Regal black</i> <i>N° 1/10/556</i>	EC	spray	132	224	4	0	zucchini	0.069,0.038,0.019	0.13
						3	zucchini	0.026, 0.011, 0.025	0.07
						5	zucchini	0.018, 0.009,0.023	0.05
						7	zucchini	0.026, 0.005, 0.033	0.06
						7	co	0.007, < 0.005,< 0.005	0.007
Australia 2000 Walkamin <i>Regal black</i> <i>N° 1/10/556</i>	EC	spray	66.5	310	4	0	zucchini	0.028, 0.013, 0.038	0.08
						3	zucchini	0.011, 0.005, 0.039	<u>0.06</u>
						5	zucchini	0.011, < 0.005, 0.034	0.05
						7	zucchini	0.005, < 0.005, 0.032	0.04
						0	co	0.12	

ZUCCHINI Country, Year of trial Variety Report	Application					PHI days	Sample analysed	Residues of alpha, beta endosulfan, endosulfan sulfate, mg/kg	Total Residues, mg/kg
	Form.	Method	g ai/hL	L/ha	No.				
Australia 2000 Walkamin Regal black N° 1/10/556	EC	spray	132	488	4	0 3 5 7 7	zucchini zucchini zucchini zucchini co	0.11, 0.083, 0.046 0.006, 0.005, 0.019 0.008, 0.005, 0.019 0.008, 0.008, 0.019 0.018,, 0.005,0.095	0.24 0.03 0.03 0.04 0.12
Australia 2000 Malanda Gold finger N° 1/10/556	EC	spray	66.5	266	4	0 3 5 7	zucchini zucchini zucchini zucchini	0.085, 0.035, 0.12 0.021,0.007, 0.059 0.013, < 0.005, 0.046 0.012,< 0.005, 0.068	0.24 <u>0.09</u> 0.06 0.09
Australia 2000 Malanda Gold finger N° 1/10/556	EC	spray	132	518	4	7 7	zucchini co	0.016, < 0.005, 0.058 < 0.005, < 0.005, 0.069	0.08 0.07c
Australia 2000 Wattleup Regal black N° 1/10/556	EC	spray	66.5	260	4	0 3 5 7 7	zucchini zucchini zucchini zucchini co	0.17, 0.10, 0.015 0.028,0.009, 0.012 0.021, 0.005,0.012 0.015,< 0.005, 0.01 < 0.005,< 0.005,< 0.005	0.28 <u>0.05</u> 0.04 0.03 < 0.005
Australia 2000 Wattleup Regal black N° 1/10/556	EC	spray	132	260	4	7 7	zucchini co	0.019, < 0.005, 0.011 < 0.005,< 0.005,< 0.005	0.03 < 0.005

Table 60. Endosulfan residues in peppers from supervised trials in Spain and USA.

PEPPERS Country, Year of trial Variety report	Application					PHI (Days)	Sample analysed	Residues of alpha, +Beta endosulfan./ Endosulfan sulfate, mg/kg	Total Residues, mg/kg
	Form	Method	kg ai/ha /applic'n	L/ha	No.				
Spain 2000 Dallas R-11726	35EC	Spray indoor Interval 7 d BBCH 71, 73, 74	1.058, 1.109, 1.069	1002 1050 1012	3	<u>14</u> 21	Red Pepper Red Pepper	0.15,0.02 0.05,0.02	0.17 0.07
Spain 2000 Genil R-11726	35EC	Spray indoor Interval 7 d BBCH 71, 71 , 73	1.003, 1.062, 1.064	950 1006 1008	3	<u>14</u> 21	Green Pepper Green Pepper	0.37,0.03 0.31,0.05	0.40 0.36
Spain 2000 Turia R-11726	35EC	Spray indoor) Interval 8, 6 d BBCH 71, 72, 82	1.035, 1.073, 1.075	980 1016 1018	3	0 3 7 14 21	Green Pepper Green Pepper Green Pepper Green Pepper Green Pepper		1.82 1.83 1.25 1.15 0.51
Spain 2000 Italic R-11726	35EC	Spray indoor Spray interval 7 days BBCH 71, 73, 81	1.014, 1.060, 1.024	960 1004 970 (0.11% ai)	3	0 3 7 14 21	Green Pepper Green Pepper Green Pepper Green Pepper Green Pepper	0.56,0.10 0.34,0.09 0.26,0.24 0.12,0.14 0.03,0.09	0.66 0.43 0.50 0.26 0.12

PEPPERS Country, Year of trial Variety report	Application					PHI (Days)	Sample analysed	Residues of alpha, +Beta endosulfan./ Endosulfan sulfate, mg/kg	Total Residues, mg/kg
	Form	Method	kg ai/ha /applic'n	L/ha	No.				
Spain 1999 <i>Turia</i> R-11724	35EC	Spray Interval 7d BBCH 71, 73, 74	1.086, 1.096, 1.109	1012 1038 1050 (0.11% ai)	3	14 21	G Pepper G Pepper	0.01,0.01	0.02 < 0.02
Spain 1999 <i>Blanco</i> R-11724	35EC	Spray Interval 7d BBCH 72, 72, 73	1.030, 1.050, 1.065	976 995 1009 (0.11% ai)	3	14 21	Pepper Pepper	< 0.01,< 0.01 < 0.01,< 0.01	< 0.01 < 0.01
Spain 1999 <i>Estilo</i> R-11724	35EC	Spray Interval 7d BBCH 71, 69/72, 69/ 73	1.087, 1.090, 1.107	1029 1033 1048 (0.11% ai)	3	0 4 7 14 21	Green Pepper Green Pepper Green Pepper Green Pepper Green Pepper	0.23,0.02 0.09,0.03 0.04,0.04 < 0.01,0.02 < 0.01,0.02	0.25 0.12 0.08 0.02 0.02
Spain 1999 <i>La Canal</i> R-11724	35EC	Spray Interval 7d 73	1.048, 1.113, 1.082	992 1054 1025 (0.11% ai)	3	0 4 7 14 21	Green Pepper Green Pepper Green Pepper Green Pepper Green Pepper	1.66,0.07 0.14,0.05 0.07,0.05 0.02,0.04 0.01, < 0.01	1.73 0.19 0.12 0.06 0.01
Spain 2000 <i>Barbadillo</i> R-11725	35EC	Spray indoor Interval 7d BBCH 71, 71, 72	1.039, 1.035, 1.056	984 980 1000 (0.11% ai)	3	14 21	Red Pepper Red Pepper	0.41,0.08 0.14,0.06	0.49 0.20
Spain 2000 <i>Turia</i> R-11725	35EC	Spray indoor Interval 8,6 d BBCH 71, 71, 72	1.068, 1.044, 1.118	1012 988 1059 (0.11% ai)	3	0 3 7 14 21	Pepper Pepper Pepper Pepper Pepper	0.72,0.06 0.12,0.06 0.04,0.05 0.02,0.03 < 0.01,0.03	0.78 0.18 0.09 0.05 0.03
Spain 2000 <i>Mariner</i> R-11725	35EC	Spray indoor Interval 7d BBCH 72, 73, 81	1.076, 1.043, 1.066	1019 988 1010 (0.11% ai)	3	14 21	Red Pepper Red Pepper	0.20,0.07 0.12,0.05	0.27 0.17
Spain 2000 <i>Teide</i> R-11725	35EC	Spray indoor Interval 7d BBCH 71, 72, 82	0.850, 0.830, 0.850	805 786 805 (0.11% ai)	3	0 3 7 14 21	Green Pepper Green Pepper Green Pepper Green Pepper Green Pepper	0.88,0.06 0.57,0.18 0.20,0.07 0.10,0.09 0.02,0.04	0.94 0.75 0.27 0.19 0.06
USA 1966 Great Northern A48560	2EC	Interval 7 d	1.12	567 (0.2% ai)	3	0 2 7	Bell Pepper Bell Pepper Bell Pepper		0.47* <u>0.05</u> 0.02
	50WP	Interval 7 d	1.12	567 (0.2% ai)	3	0 2 7	Bell Pepper Bell Pepper Bell Pepper		0.97 <u>0.22</u> 0.02
	3% Dust	Interval 7 d	1.68		3	0 2 7	Bell Pepper Bell Pepper Bell Pepper		0.88 0.44 0.02
	2EC	Interval 7d	1.12	567 (0.2% ai)	3	0 2 7	Green Pepper Green Pepper Green Pepper		3.15 3.30 0.65

Table 61. Endosulfan residues in peppers from supervised trials in Australia.

PEPPERS Country, Year of trial Variety Report	Application					PHI days	Sample analysed	Residues of alpha, beta endosulfan, Endosulfan sulfate, mg/kg	Total Residues, mg/kg
	Form.	Method	Kg ai/ha	L/ha	No.				
Australia 2000 Emerald Creek Merlin N° 1/10/559	EC	spray	0.735	500	3	0 3 7 14		0.076, 0.098, 0.012 0.056, 0.087, 0.012 0.058, 0.091, 0.018 0.066, 0.11, 0.18	0.19 0.16 0.17 <u>0.36</u>
Australia 2000 Emerald Creek Merlin N° 1/10/559	EC	spray	1.47	500	3	0 3 7 14		0.21, 0.29, 0.018 0.065, 0.10, 0.013 0.18, 0.27, 0.048 0.065, 0.14, 0.032	0.52 0.18 0.50 0.24
Australia 2000 Gumlu Airies N° 1/10/559	EC	spray	0.735	5084	3	7 14		0.02, 0.053, 0.016 0.019, 0.039, 0.016	0.09 0.07
Australia 2000 Shepparton Target N° 1/10/559	EC	spray	0.735	452	3	7 14		0.009, 0.018, 0.010 0.006, 0.014, 0.007	0.04 0.03
Australia 2000 Virginia Yaspo N° 1/10/559	EC	spray	0.735	500	3	0 3 7 14		0.36, 0.39, 0.13 0.054, 0.13, 0.22 0.013, 0.023, 0.039 < 0.005, < 0.005, 0.006	0.88 <u>0.40</u> 0.08 0.02
Australia 2000 Virginia Yaspo N° 1/10/559	EC	spray	1.47	500	3	0 3 7 14		0.32, 0.30, 0.061 0.037, 0.10, 0.13 < 0.005, 0.013, 0.050 0.005, 0.014, 0.015	0.68 0.27 0.07 0.03

Table 62. Endosulfan residues in tomatoes from supervised field trials in Europe, USA and Australia.

TOMATO Country, Year of trial Variety report	Application					PHI (Days)	Sample analysed	Residues of alpha, beta endosulfan, endosulfan sulfate mg/kg	Total Residues mg/kg
	Form.	Method	kg ai/ha/ applic'n	L/ha	No.				
Germany 1989 Rheinglut PSR99/012	35EC	Spray	0.21 0.28 0.42 0.42	600 800 1200 1200	4	0 7 7 7 7 7 7	Fruit Fruit Washings Cooking water Cooked Fruit Puree Juice	0.40, 0.19, < 0.01 0.01, 0.02, < 0.01 < 0.01, < 0.01, < 0.01 < 0.01, < 0.01, < 0.01 0.01, 0.02, < 0.01 < 0.01, < 0.01, < 0.01 < 0.01, < 0.01, < 0.01	0.59 0.03 < 0.01 < 0.01 0.03 < 0.01 < 0.01
Germany 1989 Hellfrucht PSR99/012	35EC	Spray	0.21 0.235 0.308 0.42	600 675 880 1200	4	0 7 7 7 7 7 7	Fruit Fruit Washings Cooking water Cooked Fruit Puree Juice	0.48, 0.23, < 0.01 0.04, 0.05, < 0.01 < 0.01, < 0.01, < 0.01 < 0.01, < 0.01, < 0.01 0.05, 0.04, < 0.01 < 0.01, < 0.01, < 0.01 < 0.01, < 0.01, < 0.01	0.71 0.09 < 0.01 < 0.01 0.09 < 0.01 < 0.01

TOMATO	Application					PHI (Days)	Sample analysed	Residues of alpha, beta endosulfan, endosulfan sulfate mg/kg	Total Residues mg/kg
	Country, Year of trial Variety report	Form.	Method	kg ai/ha/ applic'n	L/ha No.				
Germany 1983 <i>MoneyMaker</i> DEU8317 2911	2.82% Dust	Spread interval 14 d	0.705	25 Kg product	3	0	Fruit	0.20, 0.20, 0.01	0.41
						5	Fruit	0.10, 0.10, 0.01	0.21
						10	Fruit	0.06, 0.06, < 0.01	0.12
						14	Fruit	0.03, 0.04, < 0.01	0.07
Germany 1983 <i>Hoffmans Rentita</i> DEU83172921	2.82% Dust	Spread interval 19, 11 days	0.705	25 Kg product	3	0	Fruit	0.20, 0.10, < 0.01	0.30
						5	Fruit	0.10, 0.10, < 0.01	0.20
						10	Fruit	0.04, 0.06, < 0.01	0.10
						14	Fruit	0.03, 0.06, 0.01	0.10
Germany 1983 <i>Hoffmans Rentita</i> DEU83172941	2.82% Dust	Spread interval 14 days	0.705	25 Kg product	3	0	Fruit	0.40, 0.30, < 0.01	0.70
						5	Fruit	0.10, 0.10, < 0.01	0.20
						10	Fruit	0.06, 0.06, < 0.01	0.12
						14	Fruit	0.06, 0.06, < 0.01	0.12
Germany 1976 <i>Rheinlands Ruhm</i> LEA 3/67/01/02- 76	24EC*	Spray, 0.15% Spray interval 18 days	0.216	600 (0.036% ai)	2	0	Fruit		1.1
						7	Fruit		0.02
						10	Fruit		0.02
						14	Fruit		0.03
Greece2002 <i>Titane</i> MR-510/02 C030836	CS*	Spray. Interval 13d BBCH 87, 88	1.0603	500 (0.212% ai)	2	3	Fruit	0.71, 0.35, ND, < 0.02(endosulfan diol)	1.06
Italy2002 <i>Locale di Molfetta</i> MR-510/02 C030836	CS*	Spray. Interval 14d BBCH 84, 88	1.0603	500 (0.212% ai)	2	3	Fruit	0.06, 0.04, ND, < 0.02(endosulfan diol)	0.10
Greece 2002 <i>Titano</i> <i>02 R 171</i>	35EC	Spray. Interval 11 d BBCH 87, 88	0.5298	500 (0.1065% ai)	2	0	Fruit	0.66, 0.34, < 0.02	1.00
						2	Fruit	0.59, 0.40, < 0.02	0.99
						3	Fruit	0.35, 0.32, < 0.02	0.67
						7	Fruit	0.39, 0.35, 0.045	<u>0.79</u>
Italy 2002 <i>02 R 171</i>	35EC	Spray. Interval 12d BBCH 84, 88	0.5298	500 (0.1065% ai)	2	0	Fruit	0.095, 0.093, < 0.02	0.19
						2	Fruit	0.017, 0.031, < 0.02	0.05
						3	Fruit	< 0.02, 0.03, < 0.02	<u>0.03</u>
						7	Fruit	< 0.02, 0.021, < 0.02	0.02
Italy 2002 <i>PS 1296</i> <i>02 R 171</i>	35EC	Spray Interval 12 d BBCH 83, 88	0.5298	500 (0.1065% ai)	2	0	Fruit	0.087, 0.15, < 0.02	0.24
						2	Fruit	0.089, 0.088, < 0.02	0.18
						3	Fruit	0.048, 0.081, < 0.02	<u>0.13</u>
						7	Fruit	< 0.02, 0.055, < 0.02	0.06
Spain2001 <i>Optima</i> <i>02F002</i>	CS*	Spray. Interval 14d BBCH 76, 86	0.800	1500 (0.0535% ai)	2	3	Single Fruit**	0.06, 0.06, 0.01	0.13
France2001 <i>Felicia</i> <i>02F002</i>	CS*	Spray. Interval 14 d BBCH 81, 81	0.900, 0.800	1688, 1500 (0.0535% ai)	2	3	Single Fruit	0.19, 0.12, 0.01	0.32
Greece2001 <i>Alma</i> <i>02F002</i>	CS*	Spray. Interval 14d BBCH 81, 87	0.800	1500 (0.0535% ai)	2	3	Single Fruit	0.07, 0.05, 0.01	0.13

TOMATO	Application					PHI (Days)	Sample analysed	Residues of alpha, beta endosulfan, endosulfan sulfate mg/kg	Total Residues mg/kg
	Country, Year of trial Variety report	Form.	Method	kg ai/ha/ applic'n	L/ha No.				
Italy2001 <i>Naxos</i> <i>02F002</i>	CS*	Spray. Interval 14 d BBCH 77, 82	0.800	1500 (0.0535% ai)	2	3	Single Fruit	0.17, 0.12, 0.01	0.30
Spain1999 <i>Inca</i> <i>ER 99 ECS 752</i>	CS*	Spray. Interval 13d BBCH 87, 89	0.530	300 (0.177% ai)	2	0 3	Fruit Fruit	0.34, 0.20, ND 0.26, 0.17, ND	0.54 <u>0.43</u>
Greece1999 <i>Rio Grande</i> <i>ER 99 ECS 752</i>	CS*	Spray. Interval 13d BBCH 73, 88	0.530	500 (0.106% ai)	2	0 3	Fruit Fruit	0.13, 0.09, ND 0.13, 0.08, ND	0.22 <u>0.21</u>
Greece1999 <i>Titan</i> <i>ER 99 ECS 752</i>	CS*	Spray. Interval 14d BBCH 86, 89	0.530	500 (0.106% ai)	2	0 3	Fruit Fruit	0.16, 0.11, ND 0.09, 0.06, ND	0.27 <u>0.15</u>
Italy1999 <i>PS 1296</i> <i>ER 99 ECS 752</i>	CS*	Spray. Interval 15d BBCH 79, 88	0.530	500 (0.106% ai)	2	0 3	Fruit Fruit	0.19, 0.11, ND 0.18, 0.10, ND	0.30 <u>0.28</u>
Portugal1999 <i>H9280 F1</i> <i>ER 99 ECS 752</i>	CS*	Spray Interval 18d BBCH 79, 83	0.530	400 (0.133% ai)	2	0 3	Fruit Fruit	0.11, 0.07, ND 0.08, 0.05, ND	0.18 <u>0.13</u>
Spain 1998 <i>Inca</i> <i>ER 98 ECS 752</i>	CS*	Spray. Interval 14d BBCH 81, 88	0.530	300 (0.177% ai)	2	0 1 3 7	Fruit Fruit Fruit Fruit	0.22, 0.13, ND 0.17, 0.11, ND 0.12, 0.07, ND 0.10, 0.07, ND	0.35 0.28 <u>0.19</u> 0.17
Greece 1998 <i>Rio Grande</i> <i>ER 98 ECS 752</i>	CS*	Spray. Interval 14d BBCH 86, 88	0.530	500 (0.177% ai)	2	0 1 3 7	Fruit Fruit Fruit Fruit	0.08, 0.06, ND 0.06, 0.04, ND 0.13, 0.09, < 0.02 0.07, 0.05, ND	0.14 0.10 <u>0.22</u> 0.12
Greece 1998 <i>Rio Grande</i> <i>ER 98 ECS 752</i>	CS*	Spray. Interval 14d BBCH 86, 88	0.530	500 (0.177% ai)	2	0 1 3 7	Fruit Fruit Fruit Fruit	0.12, 0.07, ND 0.07, 0.06, < 0.02 0.14, 0.10, < 0.02 0.04, 0.04, ND	0.19 0.13 <u>0.24</u> 0.08
Italy 1998 <i>Hypeel-244</i> <i>ER 98 ECS 752</i>	CS*	Spray Interval 14 d BBCH 72, 85	0.530	500 (0.177% ai)	2	0 1 3 7	Fruit Fruit Fruit Fruit	0.12, 0.07, ND 0.08, 0.05, ND 0.08, 0.05, ND 0.05, 0.02, ND	0.19 0.13 <u>0.13</u> 0.07
Portugal 1998 <i>Stromboli F1</i> <i>ER 98 ECS 752</i>	CS*	Spray. Interval 14d BBCH 81, 86	0.530	400 (0.133% ai)	2	0 1 3 7	Fruit Fruit Fruit Fruit	0.36, 0.18, ND 0.12, 0.08, ND 0.09, 0.06, ND 0.06, 0.04, ND	0.54 0.20 <u>0.15</u> 0.10
Spain 1994 <i>Red Zetor</i> <i>ER 94 ECS 700b</i>	35EC	Spray. Interval 14d GS 17, 19	0.264	350 (<u>0.075%</u> ai)	2	0 3 7 14 20 27	Fruit Fruit Fruit Fruit Fruit Fruit	0.05, 0.04, < 0.01 0.03, 0.03, < 0.01 0.03, 0.04, < 0.01 < 0.01, < 0.01, < 0.01 < 0.01, < 0.01, < 0.01 < 0.01, < 0.01, < 0.01	0.09 0.06 <u>0.07</u> <u>< 0.01</u> < 0.01 < 0.01

TOMATO		Application				PHI (Days)	Sample analysed	Residues of alpha, beta endosulfan, endosulfan sulfate mg/kg	Total Residues mg/kg
Country, Year of trial Variety report	Form.	Method	kg ai/ha/ applic'n	L/ha No.					
Spain 1994 <i>Red Zetor</i> <i>ER 94 ECS 700b</i>	35EC	Spray Interval 14d GS 17, 19	0.528	350 (0.15% ai)	2	0	Fruit	0.14, 0.13, < 0.01	0.27
						3	Fruit	0.06, 0.05, < 0.01	<u>0.11</u>
						6	Cann. Liq.	< 0.01, < 0.01, < 0.01	< 0.01
						6	Frt unwshd	0.04, 0.04, < 0.01	0.08
						6	Frt washed	0.04, 0.04, < 0.01	0.08
						6	Frt proc'd juice	0.04, 0.04, < 0.01	0.08
						6	Frt presv'd	< 0.01, < 0.01, < 0.01	< 0.01
6	Wash water	0.34, 0.24, 0.03	0.61						
						7	Fruit	< 0.01, < 0.01, < 0.01	< 0.01
						14	Fruit	0.04, 0.04, < 0.01	0.08
						20	Fruit	0.02, 0.02, < 0.01	0.04
						27	Fruit	< 0.01, < 0.01, < 0.01	< 0.01
Spain 1994 <i>Pluton</i> <i>ER 94 ECS 700b</i>	35EC	Spray Interval 14d GS 17/19, 21	0.264	350 (<u>0.075</u> % ai)	2	0	Fruit	0.04, 0.04, < 0.01	0.08
						3	Fruit	< 0.01, 0.01, < 0.01	0.01
						7	Fruit	0.01, 0.01, < 0.01	0.02
						14	Fruit	< 0.01, < 0.01, < 0.01	< 0.01
Spain 1994 <i>Petto 95</i> <i>ER 94 ECS 700b</i>	35EC	Spray Interval 14d GS 17/19, 19	0.264	350 (<u>0.075</u> % ai)	2	0	Fruit	0.07, 0.06, < 0.01	0.13
						3	Fruit	0.01, 0.02, < 0.01	0.03
						8	Fruit	< 0.01, 0.01, < 0.01	< 0.01
						14	Fruit	< 0.01, < 0.01, < 0.01	< 0.01
						21	Fruit	< 0.01, < 0.01, < 0.01	< 0.01
28	Fruit	< 0.01, < 0.01, < 0.01	< 0.01						
Spain 1994 <i>Petto 95</i> <i>ER 94 ECS 700b</i>	35EC	Spray Interval 14 days GS 17/19, 19	0.528	350 (0.15 % ai)	2	0	Fruit	0.11, 0.06, < 0.01	0.17
						3	Fruit	0.03, 0.04, < 0.01	<u>0.07</u>
						8	Fruit	0.01, 0.02, < 0.01	0.03
						14	Fruit	< 0.01, < 0.01, < 0.01	< 0.01
						21	Fruit	< 0.01, < 0.01, < 0.01	< 0.01
28	Fruit	< 0.01, < 0.01, < 0.01	< 0.01						
Italy 1994 <i>Loni</i> <i>ER 94 ECS 700</i>	35EC	Spray. Interval 14 d GS17/19, 17/19	0.264	1000 (0.0264 % ai)	2	0	Fruit	0.01, 0.02, < 0.01	0.03
						3	Fruit	< 0.01, < 0.01, < 0.01	< 0.01
						7	Fruit	< 0.01, < 0.01, < 0.01	< 0.01
						14	Fruit	< 0.01, < 0.01, < 0.01	< 0.01
						21	Fruit	< 0.01, < 0.01, < 0.01	< 0.01
29	Fruit	< 0.01, < 0.01, < 0.01	< 0.01						
Italy 1994 <i>U.C. 82</i> <i>ER 94 ECS700b</i>	35EC	Spray. Spray Interval 14d GS 15/17, 15/19	0.264	1200 (0.022 % ai)	2	0	Fruit	0.03, 0.03, < 0.01	0.06
						3	Fruit	0.027, 0.03, < 0.01	0.06
						7	Fruit	0.025, 0.025, < 0.01	0.05
						14	Fruit	0.01, 0.02, 0.02	0.05
						21	Fruit	< 0.01, 0.01, < 0.01	< 0.01
28	Fruit	< 0.01, < 0.01, < 0.01	< 0.01						
Spain 1994 <i>Pluton</i> <i>ER 94 ECS 700b</i>	35EC	Spray. Interval 14d GS 17/19, 21	0.528	350 (0.15 % ai)	2	0	Fruit	0.21, 0.15, < 0.01	0.36
						3	Fruit	0.02, 0.03, < 0.01	<u>0.05</u>
						7	Fruit	0.01, 0.03, < 0.01	0.04
						14	Fruit	0.01, 0.02, < 0.01	0.03

TOMATO		Application				PHI (Days)	Sample analysed	Residues of alpha, beta endosulfan, endosulfan sulfate mg/kg	Total Residues mg/kg
Country, Year of trial Variety report	Form.	Method	kg ai/ha/ applic'n	L/ha	No.				
Italy 1994 Emiglia Romagna U.C. 82 ER 94 ECS700b	35EC	Spray. Spray Interval 14 days GS 15/17, 15/19	<u>0.528</u>	1200 (0.044 % ai)	2	0	Fruit	0.17, 0.12, < 0.01	0.29
						3	Fruit	0.04, 0.05, 0.01	<u>0.10</u>
						7	Cann liq	< 0.01, < 0.01, < 0.01	< 0.01
						7	Frtn unwshd	0.03, 0.03, < 0.01	0.06
						7	Frtn washed	0.03, 0.03, < 0.01	0.06
						7	Frtn presv'd	0.033, 0.033, < 0.01	0.07
						7	juice	< 0.01, < 0.01, < 0.01	< 0.01
						7	pomace	0.15, 0.12, 0.02	0.29
						7	Wash water	< 0.01, < 0.01, < 0.01	< 0.01
						7	Fruit	0.03, 0.04, 0.01	0.08
						14	Fruit	0.03, 0.03, 0.02	0.08
20	Fruit	0.02, 0.02, < 0.01	0.04						
28	Fruit	0.01, 0.02, < 0.01	0.03						
Spain 1993 Ipanema ER 93 ECS700	35EC	Spray, (sprayer) hand held Interval 14d GS 17, 19	0.2642	500 (0.053% ai)	2	0	Fruit	0.10, 0.08, < 0.01	0.18
						3	Fruit	0.03, 0.04, < 0.01	0.07
						7	Fruit	0.02, 0.02, < 0.01	0.04
						14	Fruit	0.01, < 0.01, < 0.01	0.01
						14	Cann liq	< 0.01, < 0.01, < 0.01	< 0.01
						14	Frtn unwshd	< 0.01, 0.01, < 0.01	< 0.01
						14	Frtn washed	< 0.01, < 0.01, < 0.01	< 0.01
						14	Frtn presv'd	< 0.01, 0.01, < 0.01	0.01
						14	Juice	< 0.01, < 0.01, < 0.01	< 0.01
						14	Paste	< 0.01, 0.05, < 0.01	0.05
						14	Pomace	0.04, < 0.01, 0.01	0.04
14	Wash water	< 0.01, < 0.01, < 0.01	< 0.01						
Spain 1993 Ipanema ER 93 ECS700	35EC	Spray (sprayer, Hand held) Interval 14d GS 17, 19	<u>0.528</u>	500 (0.1056 % ai)	2	0	Fruit	0.15, 0.10, < 0.01	0.25
						3	Fruit	0.10, 0.09, < 0.01	<u>0.19</u>
						7	Fruit	0.02, 0.025, < 0.01	0.05
						14	Fruit	0.02, 0.02, < 0.01	0.04
						14	Cann liq	< 0.01, < 0.01, < 0.01	< 0.01
						14	Frtn unwshd	0.03, 0.03, < 0.01	0.06
						14	Frtn washed	0.01, 0.02, < 0.01	0.03
						14	Frtn presv'd	0.01, 0.01, < 0.01	0.02
						14	Juice	< 0.01, < 0.01, < 0.01	< 0.01
						14	Paste	< 0.01, 0.01, < 0.01	0.01
						14	Pomace	0.08, 0.09, 0.03	0.20
14	Wash water	< 0.01, < 0.01, < 0.01	< 0.01						
Spain 1993 Justar ER 93 ECS700	35EC	Spray (sprayer, hand held) Interval 14d GS 21, 21	0.2642	500 (0.0528% ai)	2	0	Fruit	0.09, 0.09, < 0.01	0.18
						3	Fruit	0.03, 0.03, < 0.01	0.06
						7	Fruit	0.03, 0.03, < 0.01	0.06
						14	Fruit	0.015, 0.015, < 0.01	0.03
						14	Cann liq	< 0.01, < 0.01, < 0.01	< 0.01
						14	Frtn unwshd	0.02, 0.03, < 0.01	0.05
						14	Frtn washed	0.035, 0.04, < 0.01	0.08
						14	Frtn presv'd	0.01, 0.01, < 0.01	0.02
						14	Juice	< 0.01, < 0.01, < 0.01	< 0.01
						14	Paste	< 0.01, < 0.01, < 0.01	< 0.01
						14	Wash water	< 0.01, < 0.01, < 0.01	< 0.01
14	Pomace	0.07, 0.1, 0.02	0.19						

TOMATO		Application				PHI (Days)	Sample analysed	Residues of alpha, beta endosulfan, endosulfan sulfate mg/kg	Total Residues mg/kg						
Country, Year of trial Variety report	Form.	Method	kg ai/ha/ applic'n	L/ha	No.										
Spain 1993 <i>Justar</i> <i>ER 93 ECS700</i>	35EC	Spray (sprayer, hand held) Interval 14d GS 21, 21	0.528	500 (0.1056% ai)	2	0	Fruit	0.24, 0.18, < 0.01	0.42						
						3	Fruit	0.09, 0.10, < 0.01	<u>0.19</u>						
						7	Fruit	0.04, 0.05, < 0.01	0.09						
						14	Fruit	0.03, 0.04, < 0.01	0.07						
						14	Cann liq	< 0.01, < 0.01, < 0.01	< 0.01						
						14	Frt unwshd	0.03, 0.03, < 0.01	0.06						
						14	Frt washed	0.02, 0.03, < 0.01	0.05						
						14	Frt presv'd	0.01, 0.02, < 0.01	0.03						
						14	Juice	< 0.01, < 0.01, < 0.01	< 0.01						
						14	Paste	< 0.01, 0.02, < 0.01	0.02						
						14	Pomace	0.14, 0.19, 0.015	0.35						
						14	Wash water	< 0.01, < 0.01, < 0.01	< 0.01						
						Italy 1993 Foggia <i>Marcoro</i> <i>ER 93 ECS700</i>	35EC	Spray (sprayer, hand held) Interval 14d GS 11/17, 17/19	0.2642	700 (0.037% ai)	2	0	Fruit	0.04, 0.05, 0.03	0.12
												3	Fruit	< 0.01, < 0.01, < 0.01	< 0.01
7	Fruit	< 0.01, < 0.01, < 0.01	< 0.01												
14	Fruit	< 0.01, < 0.01, < 0.01	< 0.01												
14	Cann liq	< 0.01, < 0.01, < 0.01	< 0.01												
14	Frt unwshd	< 0.01, < 0.01, < 0.01	< 0.01												
14	Frt washed	< 0.01, < 0.01, < 0.01	< 0.01												
14	Frt presv'd	< 0.01, < 0.01, < 0.01	< 0.01												
14	Juice	< 0.01, < 0.01, < 0.01	< 0.01												
14	Paste	< 0.01, < 0.01, < 0.01	< 0.01												
14	Pomace	0.03, 0.03, 0.01	0.07												
14	Wash water	< 0.01, < 0.01, < 0.01	< 0.01												
Italy 1993 Foggia <i>Marcoro</i> <i>ER 93 ECS700</i>	35EC	Spray (sprayer, hand held) Interval 14d GS 11/17, 17/19	<u>0.528</u>	700 (0.0754% ai)	2							0	Fruit	0.12, 0.08, < 0.01	0.20
												3	Fruit	0.01, 0.02, < 0.01	<u>0.03</u>
						7	Fruit	< 0.01, < 0.01, < 0.01	< 0.01						
						14	Fruit	< 0.01, < 0.01, < 0.01	< 0.01						
						14	Cann liq	< 0.01, < 0.01, < 0.01	< 0.01						
						14	Frt unwshd	< 0.01, 0.01, < 0.01	0.01						
						14	Frt washed	< 0.01, 0.01, < 0.01	0.01						
						14	Frt presv'd	< 0.01, < 0.01, < 0.01	< 0.01						
						14	Juice	< 0.01, < 0.01, < 0.01	< 0.01						
						14	Paste	< 0.01, < 0.01, < 0.01	< 0.01						
						14	Pomace	0.05, 0.06, 0.04	0.15						
						14	Wash water	< 0.01, < 0.01, < 0.01	< 0.01						
						Italy 1993 Emilia Romagna <i>V.C. 82 B</i> <i>ER 93 ECS700</i>	35EC	Spray (sprayer, hand held) Interval 14d GS 17/19, 19/21	0.2642	1000 (0.0264% ai)	2	0	Fruit	0.11, 0.1, < 0.01	0.21
												3	Fruit	< 0.01, < 0.01, < 0.01	< 0.01
7	Fruit	< 0.01, < 0.01, < 0.01	< 0.01												
14	Fruit	< 0.01, < 0.01, < 0.01	< 0.01												
14	Cann liq	< 0.01, < 0.01, < 0.01	< 0.01												
14	Frt unwshd	< 0.01, 0.01, < 0.01	0.01												
14	Frt washed	< 0.01, < 0.01, < 0.01	< 0.01												
14	Frt proc'c	< 0.01, 0.01, < 0.01	0.01												
14	Juice	< 0.01, < 0.01, < 0.01	< 0.01												
14	Paste	< 0.01, < 0.01, < 0.01	< 0.01												
14	Pomace	0.03, 0.03, < 0.01	0.06												
14	Wash water	< 0.01, < 0.01, < 0.01	< 0.01												

TOMATO Country, Year of trial Variety report	Application					PHI (Days)	Sample analysed	Residues of alpha, beta endosulfan, endosulfan sulfate mg/kg	Total Residues mg/kg
	Form.	Method	kg ai/ha/ applic'n	L/ha	No.				
Italy 1994 <i>Loni</i> <i>ER 94 ECS</i> <i>700b</i>	35EC	Spray. Interval 14 d GS 17/19,17/19	<u>0.528</u>	1000 (0.0528 % ai)	2	0	Fruit	0.06, 0.06, < 0.01	0.12
						<u>3</u>	Fruit	0.015, 0.025, < 0.01	<u>0.04</u>
						7	Fruit	< 0.01, 0.01, < 0.01	0.01
						14	Fruit	< 0.01, 0.015, < 0.01	0.02
						21	Fruit	< 0.01, < 0.01, < 0.01	< 0.01
29	Fruit	< 0.01, < 0.01, < 0.01	< 0.01						
Italy 1993 Emilia Romagna <i>V.C. 82 B</i> <i>ER 93 ECS700</i>	35EC	Spray (sprayer, Hand held) Interval 14d GS 17/19, 19/21	<u>0.528</u>	1000 (0.0528 % ai)	2	0	Fruit	0.13, 0.1, < 0.01	0.23
						<u>3</u>	Fruit	< 0.01, 0.02, < 0.01	0.02
						7	Fruit	0.0125, 0.015, < 0.01	<u>0.03</u>
						14	Fruit	0.01, 0.01 < 0.01	0.01
						14	Cann liq	< 0.01, < 0.01, < 0.01	< 0.01
						14	Frt unwshd	< 0.01, 0.01, < 0.01	0.01
						14	Frt washed	0.01, 0.01, < 0.01	0.02
						14	Frt presv'd	0.01, 0.01, < 0.01	0.02
						14	Juice	< 0.01, < 0.01, < 0.01	< 0.01
						14	Paste	< 0.01, < 0.01, < 0.01	< 0.01
						14	Pomace	0.06, 0.06, 0.015	0.14
					14	Wash water	< 0.01, < 0.01, < 0.01	< 0.01	
USA 1995 CA <i>Apex 1000</i> <i>BJ-95R-09</i>	3EC* 33.7%	Broadcast Spray, Interval 5d	5.6 (5x)	259 258 262 (2.14% ai)	3	2	Fld frt**	1.09, 1.04, < 0.05	2.13
							Proc frt	1.09, 1.19, < 0.05	2.28
							Puree	0.65, 0.71, < 0.05	1.36
							Paste	1.26, 1.46, 0.06	2.78
USA 1995 CA <i>Apex 1000</i> <i>BJ-95R-06</i>	3EC	Broadcast Spray, Interval 5d	<u>1.12</u>	2x258-262	3	<u>2</u>	Fruit	0.16, 0.18, < 0.05	<u>0.34</u>
						<u>2</u>	Fruit	0.14, 0.24, < 0.05	<u>0.38</u>
USA 1995 CA <i>Roma</i> <i>BJ-95R-06</i>	3EC	Broadcast Spray, Interval 4d	<u>1.23, 1.12</u>	197,189,186	3	<u>2</u>	Fruit	0.12, 0.13, < 0.05	<u>0.25</u>
						<u>2</u>	Fruit	0.08, 0.08, < 0.05	<u>0.16</u>
USA 1995 CA <i>Rio Grande</i> <i>BJ-95R-06</i>	3EC	Broadcast Spray, Interval 4d	<u>1.12</u>	476,476,465	3	<u>2</u>	Fruit	0.20, 0.13, < 0.05	<u>0.33</u>
						<u>2</u>	Fruit	0.20, 0.25, < 0.05	<u>0.45</u>
USA 1995 PA <i>Better Boy</i> <i>BJ-95R-06</i>	3EC	Broadcast Spray, Interval 4d	<u>1.12</u>	286,315, 305	3	<u>2</u>	Fruit	0.10, 0.14, < 0.05	<u>0.24</u>
						<u>2</u>	Fruit	0.13, 0.14, < 0.05	<u>0.27</u>
USA 1995 FL <i>Heatwave</i> <i>BJ-95R-06</i>	3EC	Broadcast Spray, Interval 4	<u>1.12</u>	181, 178, 184	3	<u>2</u>	Fruit	0.10, 0.15, < 0.05	<u>0.25</u>
						<u>2</u>	Fruit	0.11, 0.16, < 0.05	<u>0.27</u>
USA 1995 OH <i>Heinz 8813</i> <i>BJ-95R-06</i>	3EC	Broadcast Spray, Interval 5d	<u>1.12</u>	178, 175,182	3	<u>2</u>	Fruit	0.39, 0.46, < 0.05	<u>0.85</u>
						<u>2</u>	Fruit	0.33, 0.33, < 0.05	<u>0.66</u>
USA 1995 CA <i>Sureset</i> <i>BJ-95R-06</i>	3EC	Broadcast Spray, Interval 4d	<u>1.12</u>	321, 327, 325	3	<u>2</u>	Fruit	0.20, 0.22, < 0.05	<u>0.42</u>
						<u>2</u>	Fruit	0.22, 0.23, < 0.05	<u>0.45</u>

TOMATO	Application					PHI (Days)	Sample analysed	Residues of alpha, beta endosulfan, endosulfan sulfate mg/kg	Total Residues mg/kg
	Country, Year of trial Variety report	Form.	Method	kg ai/ha/ applic'n	L/ha				
USA 1984 FL <i>Sunny</i> <i>PSR99/012</i>	50WP	Spray Sprays at 0, 7, 14, 47, 54 days Pre-harvest	1.12	587	5	1 hr	Fruit	0.074, 0.036, < 0.01	0.11
						<u>3</u>	Fruit	0.015, 0.014, < 0.01	<u>0.03</u>
						7	Fruit	< 0.01, 0.02, < 0.01	0.02
						14 21	Fruit Fruit	< 0.01, 0.015, < 0.01 < 0.01, < 0.01, < 0.01	0.02 < 0.01
USA 1984FL <i>Sunny</i> <i>PSR99/012</i>	3EC	Spray at 0, 7, 15, 52, 59 d Pre-harvest	1.12	587	5	0	Fruit*	0.049, 0.058, < 0.01	0.11
						0	Fruit*	0.047, 0.081, < 0.01	0.13
							Dry P	1.354, 1.245, 0.111	2.71
							Fruit co	< 0.01, < 0.01, < 0.01	< 0.01
							Dry P co	0.084, 0.053, 0.031	0.17
USA 1984 CA <i>na</i> <i>PSR99/012</i>	50WP	Spray at 0, 7, 13, 52, 59 d Pre-harvest	1.12	374	5	0	Fruit	0.304, 0.249, < 0.01	0.55
						<u>3</u>	Fruit	0.117, 0.176, < 0.01	<u>0.29</u>
						7	Fruit	0.039, 0.092, < 0.01	0.13
						14	Fruit	0.017, 0.076, < 0.01	0.09
						21	Fruit	0.011, 0.097, 0.013	0.12
	3EC	Spray at 0, 7, 13, 52, 59 d Pre-harvest	1.12	374	5	0	Fruit	0.201, 0.222, < 0.01	0.42
						<u>3</u>	Fruit	0.111, 0.161, 0.011	<u>0.28</u>
						7	Fruit	0.016, 0.049, < 0.01	0.07
						14	Fruit	0.018, 0.049, 0.008	0.08
						21	Fruit	0.011, 0.032, < 0.01	0.04
USA 1984 CA <i>na</i> <i>PSR99/012</i>	3EC	Spray at 0, 7, 14 , 66, 73 d Pre-harvest	1.12	374 (0.3% ai)	5	0	Fruit	0.045, 0.052, < 0.01	0.10
						0	Fruit	0.073, 0.076, < 0.01	0.15
							Fruit co	< 0.01, < 0.01, < 0.01	< 0.01
							Fruit co	< 0.01, < 0.01, < 0.01	< 0.01
USA 1984 CA <i>na</i> <i>PSR99/012</i>	3EC	Spray at 0, 7, 14, 66, 73 d Pre-harvest	1.12	374	5	0	Fruit	0.045, 0.052, < 0.01	0.10
						0	Fruit	0.073, 0.076, < 0.01	0.15
							Wh Pk	< 0.01, < 0.01, < 0.01	< 0.01
							Juice	0.023, 0.021, < 0.01	0.04
							Paste	0.026, 0.036, 0.026	0.09
							Ckd S,P	1.830, 1.975, 0.138	3.94
							Dry SP	1.492, 2.827, 0.244	4.56
							Fruit co	< 0.01, < 0.01, < 0.01	< 0.01
							Fruit co	< 0.01, < 0.01, < 0.01	< 0.01
						USA 1984 CA <i>Better Boy</i> <i>03R/1919 (4)</i>	3EC	Spray Interval 7 days	1.12
<u>3</u>	Fruit	0.065, 0.112, 0.032	<u>0.21</u>						
7	Fruit	0.011, 0.037, 0.019	0.07						
14	Fruit	< 0.01, < 0.01, < 0.01	< 0.01						
21	Fruit	< 0.01, < 0.01, < 0.01	< 0.01						
USA 1984 CA <i>Better Boy</i> <i>03R/1919 (4)</i>	50WP	Spray Interval 7 days	1.12	140 (0.8% ai)	5	0	Fruit	0.115, 0.105, 0.017	0.24
						<u>3</u>	Fruit	0.021, 0.060, 0.023	<u>0.10</u>
						7	Fruit	0.019, 0.050, 0.019	0.09
						14	Fruit	< 0.01, < 0.01, < 0.01	< 0.01
						21	Fruit	< 0.01, < 0.01, < 0.01	< 0.01
USA 1984NU <i>XP27P2</i> <i>E184-USA-</i> <i>03R/1913 (1)</i>	3EC	Spray Interval 7d	1.12	776 (0.145% ai)	5	0	Fruit	0.149, 0.077, < 0.01	0.23
						<u>3</u>	Fruit	0.016, 0.022, < 0.01	0.04
						7	Fruit	0.01, 0.017, 0.014	0.04
						14	Fruit	0.010, 0.016, 0.021	0.05
						21	Fruit	< 0.01, 0.21, 0.011	<u>0.22</u>
USA 1984 NI <i>XP27P2</i> <i>E184-USA-</i> <i>03R/1913 (1)</i>	50WP	Spray Interval 7d	1.12	776 (0.145% ai)	5	0	Fruit	0.091, 0.033, < 0.01	0.12
						<u>3</u>	Fruit	0.040, 0.033, < 0.01	0.07
						7	Fruit	0.091, 0.083, 0.079	<u>0.25</u>
						14	Fruit	0.028, 0.035, 0.020	0.08
						21	Fruit	0.010, 0.016, 0.012	0.04

TOMATO		Application				PHI (Days)	Sample analysed	Residues of alpha, beta endosulfan, endosulfan sulfate mg/kg	Total Residues mg/kg
Country, Year of trial <i>Variety report</i>	Form.	Method	kg ai/ha/ applic'n	L/ha	No.				
USA 1984 MI <i>Pik Red</i> <i>E184-USA- 03R/1913 (2)</i>	3EC	Spray Interval 20, 11, 9 days	1.12	580 (0.193% ai)	4	0	Fruit	0.159, 0.247, 0.016	0.42
						3	Fruit	0.143, 0.16, 0.026	<u>0.33</u>
						7	Fruit	0.045, 0.063, 0.024	0.13
						14	Fruit	0.046, 0.086, 0.048	0.18
						21	Fruit	0.033, 0.055, 0.03	0.12
USA 1984 MI <i>Pik Red</i> <i>E184-USA- 03R/1913 (2)</i>	50WP	Spray Interval 20, 11, 9 days	??	62	4	0	Fruit	0.153, 0.215, 0.017	0.38
						3	Fruit	0.135, 0.188, 0.05	0.37
						7	Fruit	0.067, 0.093, 0.027	0.19
						14	Fruit	0.039, 0.069, 0.06	0.17
						21	Fruit	0.03, 0.045, 0.028	0.10
Australia 2000 Walkamin <i>Zola</i> <i>N° 1/10/552</i>	EC	spray	0.735	493	3	0		0.037, 0.045, 0.007	0.09
						3		0.013, 0.037, 0.006	<u>0.06</u>
						7		0.005, 0.021, 0.009	0.04
						14		< 0.005, 0.008, 0.007	0.02
Australia 2000 Walkamin <i>Zola</i> <i>N° 1/10/552</i>	EC	spray	1.47	552	3	0		0.054, 0.064, 0.006	0.12
						3		0.025, 0.074, 0.010	0.11
						7		0.007, 0.028, 0.010	0.05
						14		0.006, 0.033, 0.014	0.05
Australia 2000 Caffey <i>Thunder</i> <i>N° 1/10/552</i>	EC	spray	0.735	673	3	0		0.044, 0.032, 0.007	0.08
						3		< 0.005, < 0.005, < 0.005	<u>< 0.005</u>
						7		< 0.005, < 0.005, < 0.005	< 0.005
						14		< 0.005, < 0.005, < 0.005	< 0.005
Australia 2000 Goulburn Valley <i>Granades</i> <i>N° 1/10/552</i>	EC	spray	0.735	452	3	0		0.027, 0.026, 0.006	0.06
						3		0.025, 0.035, 0.009	<u>0.07</u>
						7		0.007, 0.013, 0.007	0.03
						14		0.009, 0.016, 0.013	0.04
Australia 2000 Goulburn Valley <i>Granades</i> <i>N° 1/10/552</i>	EC	spray	1.47	452	3	0		0.072, 0.061, 0.012	0.15
						3		0.020, 0.033, 0.009	0.06
						7		0.016, 0.032, 0.018	0.07
						14		0.014, 0.025, 0.018	0.06
Australia 2000 Mancini <i>Early nema</i> <i>N° 1/10/552</i>	EC	spray	0.735	421	3	0		0.037, 0.044, < 0.005	0.08
						3		0.032, 0.053, 0.009	<u>0.09</u>
						7		0.030, 0.052, 0.008	0.09
						14		0.009, 0.011, < 0.005	0.02

** endosulfan diol

Table 63. Endosulfan residues in tomatoes from supervised trials indoor in Europe.

TOMATO (Indoor)		Application				PHI (Days)	Sample analysed	Residues of alpha, beta endosulfan, Endosulfan sulfate mg/kg	Total Residue, mg/kg
Country, Year of trial <i>Variety, report</i>	Form.	Method	kg ai/ha/ applic'n	L/ha	No.				
Germany 1975 <i>Hellfrucht</i> <i>LEA 4/84/01/02- 75B</i>	24EC*	Spray, 0.2%	0.72	1500 (0.048% ai)	1	0	Fruit	0.60, 0.40, ND	1.00
						7	Fruit	0.09, 0.09, ND	0.18
						10	Fruit	0.10, 0.10, ND	0.20
						14	Fruit	0.02, 0.03, ND	0.05

TOMATO (Indoor)	Application					PHI (Days)	Sample analysed	Residues of alpha, beta endosulfan, Endosulfan sulfate mg/kg	Total Residue, mg/kg
	Country, Year of trial <i>Variety, report</i>	Form	Method	kg ai/ha/ applic'n	L/ha				
Germany 1975 <i>Hildaris</i> <i>LEA3/84/01/02-75</i>	24EC*	Spray, 0.2%	0.72	1500 (0.048 % ai)	1	0 7 10 14	Fruit Fruit Fruit Fruit	0.09, 0.08, ND 0.02, 0.07, ND 0.02, 0.05, ND 0.01, 0.03, ND	0.17 0.09 0.07 0.04
Germany 1975 <i>Hellfrucht</i> <i>LEA 2/84/01/02-75A</i>	24EC*	Spray, 0.2%	0.96	2000 (0.048% ai)	1	0 7 10 14	Fruit Fruit Fruit Fruit		0.30 0.05 < 0.05 < 0.05
Germany 1975 <i>Refa</i> <i>LEA1/84/01/02-75</i>	24EC*	Spray, 0.2%	0.96	2000 (0.048 % ai)	1	0 7 10 14	Fruit Fruit Fruit Fruit		0.80 0.10 0.10 0.10
Spain 2001 <i>Optima</i> 01 R 642	35EC	Spray interval 14 d BBCH 76, 86	0.800	1500 (0.053% ai)	2	0 3	Fruit Fruit	0.03, 0.03, < 0.02 0.04, 0.03, < 0.02	0.06 <u>0.07</u>
France 2001 <i>Felicia</i> 01 R 642	35EC	Spray interval 14 d BBCH 81, 81	0.885, 0.800	1660 1500 (0.053% ai)	2	0 3	Fruit Fruit	0.06, 0.05, < 0.02 0.09, 0.07, < 0.02	0.11 <u>0.16</u>
Greece 2001 <i>Alma</i> 01 R 642	35EC	Spray indoor interval 14 d BBCH 81, 87	0.800	1500 (0.053 % ai)	2	0 <u>3</u>	Fruit Fruit	0.13, 0.08, < 0.02 0.13, 0.08, < 0.02	0.21 <u>0.21</u>
Italy 2001 <i>Naxos</i> 01 R 642	35EC	Spray indoor interval 14 d BBCH 77, 82	0.800	1500 (0.053 % ai)	2	0 <u>3</u>	Fruit Fruit	0.18, 0.12, < 0.02 0.08, 0.09, < 0.02	0.30 <u>0.17</u>
Spain 2001 <i>Optima</i> 01 R 641	CS*	Spray indoor interval 14 d BBCH 76, 86	0.800	1500 (0.053% ai)	2	0 3 7	Fruit Fruit Fruit	0.08, 0.05, < 0.02 < 0.02, 0.03, < 0.02 0.07, 0.04, < 0.02	0.13 0.03 <u>0.11</u>
France 2001 <i>Felicia</i> 01 R 641	CS*	Spray indoor interval 14 d BBCH 81, 81	0.900 0.800	1688, 1500 (0.053% ai)	2	0 3 7	Fruit Fruit Fruit	0.14, 0.08, < 0.02 0.22, 0.13, < 0.02 0.17, 0.10, < 0.02	0.22 <u>0.35</u> 0.27
Greece 2001 <i>Alma</i> 01 R 641	CS*	Spray indoor interval 14 d BBCH 81, 87	0.800	1500 (0.053% ai)	2	0 3 7	Fruit Fruit Fruit	0.12, 0.07, < 0.02 0.14, 0.07, < 0.02 0.12, 0.06, < 0.02	0.19 <u>0.21</u> 0.18
Italy 2001 <i>Naxos</i> 01 R 641	CS*	Spray indoor interval 14 d BBCH 77, 82	0.800	1500 (0.053% ai)	2	0 3 7	Fruit Fruit Fruit	0.15, 0.09, < 0.02 0.27, 0.14, < 0.02 0.22, 0.12, < 0.02	0.24 <u>0.41</u> 0.34
Spain 1998 <i>Genaro</i> <i>ER 98 ECS 753</i>	CS*	Spray indoor interval 14 d BBCH 72, 74	0.7986 0.8865	1500 1665 (0.053% ai)	2	0 1 3 7	Fruit Fruit Fruit Fruit	0.20, 0.10, ND 0.18, 0.09, ND 0.15, 0.08, ND 0.14, 0.09, ND	0.30 0.27 <u>0.23</u> 0.23
Greece 1998 <i>Arleta</i> <i>ER 98 ECS 753</i>	CS*	Spray indoor interval 14 d BBCH 81, 85	0.7986	1500 (0.053% ai)	2	0 1 3 7	Fruit Fruit Fruit Fruit	0.19, 0.11, ND 0.12, 0.07, ND 0.11, 0.06, ND 0.13, 0.07, ND	0.30 0.19 0.17 <u>0.20</u>
Greece 1998 <i>Arleta</i> <i>ER 98 ECS 753</i>	CS*	Spray indoor interval 14 d BBCH 87, 87	0.7986	1500 (0.053 % ai)	2	0 1 3 7	Fruit Fruit Fruit Fruit	0.15, 0.09, ND 0.19, 0.12, ND 0.15, 0.09, ND 0.06, 0.04, ND	0.24 0.31 <u>0.24</u> 0.10
Italy 1998 <i>Vermone</i> <i>ER 98 ECS 753</i>	CS*	Spray indoor interval 14 d BBCH 75, 77	0.7986	1500 (0.053 % ai)	2	0 1 3 7	Fruit Fruit Fruit Fruit	0.32, 0.17, ND 0.45, 0.24, ND 0.44, 0.21, ND 0.27, 0.14, < 0.02	0.49 0.69 <u>0.65</u> 0.41

TOMATO (Indoor)	Application					PHI (Days)	Sample analysed	Residues of alpha, beta endosulfan, Endosulfan sulfate mg/kg	Total Residue, mg/kg
	Country, Year of trial <i>Variety, report</i>	Form	Method	kg ai/ha/ applic'n	L/ha				
Portugal 1998 <i>Zapata</i> <i>ER 98 ECS 753</i>	CS*	Spray indoor interval 14 d BBCH 73, 79	0.7986	1500 (0.053 % ai)	2	0 1 3 7	Fruit Fruit Fruit Fruit	0.19, 0.11, ND 0.16, 0.10, ND 0.17, 0.11, ND 0.07, 0.04, ND	0.30 0.26 <u>0.28</u> 0.11
Spain 1994 Andalucia <i>Presto</i> <i>ER 94 ECS 701</i>	35EC	Spray indoor (motorised knapsack) interval 14d GS 22, 23	1.074, 0.809	2033 1533 (0.053 % ai)	2	0 3 7 14 21 29	Fruit Fruit Fruit Fruit Fruit Fruit	0.12, 0.09, <0.01 0.04, 0.06, <0.01 0.04, 0.04, 0.02 0.01, 0.02, 0.02 <0.01, <0.01, 0.01 <0.01, <0.01, <0.01	0.21 <u>0.10</u> 0.10 <u>0.05</u> <0.01 <0.01
Spain 1994 Andalucia <i>Presto</i> <i>ER 94 ECS 701</i>	35EC	Spray indoor (motorised knapsack) interval 14d GS 22, 23	1.919, 1.655	1817 1567 (0.1056 % ai)	2	0 3 7 14 21 29	Fruit Fruit Fruit Fruit Fruit Fruit	0.17, 0.14, <0.01 0.11, 0.15, 0.03 0.09, 0.10, 0.04 0.04, 0.07, 0.04 0.04, 0.06, 0.03 <0.01, 0.02, 0.02	0.31 <u>0.29</u> 0.23 0.15 0.13 0.04
Spain 1994 <i>Caruso</i> <i>ER 94 ECS 701</i>	35EC	Spray indoor (motorised knapsack) interval 14d GS 22, 23	0.616, 0.720	1167 1364 (0.053% ai)	2	0 3 7 14 21 29	Fruit Fruit Fruit Fruit Fruit Fruit	0.06, 0.07, <0.01 0.02, 0.03, <0.01 0.01, 0.02, <0.01 <0.01, 0.02, 0.01 <0.01, <0.01, <0.01 <0.01, <0.01, <0.01	0.13 <u>0.05</u> 0.03 0.03 <0.01 <0.01
Spain 1994 <i>Caruso</i> <i>ER 94 ECS 701</i>	35EC	Spray indoor (motorised knapsack) interval 14d GS 22, 23	1.168, 1.121	1106 1061 (0.1056% ai)	2	0 <u>3</u> 7 14 21 29	Fruit Fruit Fruit Fruit Fruit Fruit	0.08, 0.08, <0.01 0.07, 0.10, 0.04 0.03, 0.06, 0.04 0.02, 0.03, 0.02 <0.01, 0.02, 0.01 <0.01, <0.01, 0.01	0.16 <u>0.21</u> 0.13 0.07 0.03 0.01
Italy 1994 <i>Vemone</i> <i>ER 94 ECS 701</i> A	35EC	Spray indoor (motorised knapsack) interval 14d GS 11/17, 11/21	0.898, 0.898	1700 1700 (0.053% ai)	2	0 <u>3</u> 7 14 21 28	Fruit Fruit Fruit Fruit Fruit Fruit	0.19, 0.18, <0.01 0.14, 0.12, 0.01 0.05, 0.07, 0.02 0.01, 0.03, 0.01 <0.01, <0.01, <0.01 <0.01, <0.01, <0.01	0.37 <u>0.27</u> 0.14 0.05 <0.01 <0.01
Italy 1994 <i>Vemone</i> <i>ER 94 ECS 701</i>	35EC	Spray indoor (motorised knapsack) interval 14d GS 11/17, 11/21	1.795, 1.795	1700 1700 (0.1056% ai)	2	0 <u>3</u> 7 14 21 28	Fruit Fruit Fruit Fruit Fruit Fruit	0.45, 0.4, <0.01 0.35, 0.35, 0.02 0.15, 0.31, 0.02 0.06, 0.11, 0.04 0.01, 0.04, 0.02 0.01, 0.02, 0.02	0.85 <u>0.72</u> 0.48 0.21 0.07 0.05
Italy 1994 <i>San Marzano</i> <i>(Italdor)</i> <i>ER 94 ECS 701</i>	35EC	Spray indoor (knapsack) interval 14d GS 15/17, 15/21	1.056, 1.056	2000 2000 (0.053% ai)	2	0 <u>3</u> 7 14 21 27	Fruit Fruit Fruit Fruit Fruit Fruit	0.2, 0.1, <0.01 0.06, 0.05, <0.01 0.03, 0.043, 0.01 0.033, 0.057, 0.033 0.01, 0.03, 0.02 <0.01, <0.01, 0.01	0.30 0.11 0.08 <u>0.12</u> 0.06 <0.01
Italy 1994 <i>San Marzano</i> <i>(Italdor)</i> <i>ER 94 ECS 701</i>	35EC	Spray indoor (knapsack) interval 14d GS 15/17, 15/21	2.112, 2.112	2000 2000 (0.1056% ai)	2	0 <u>3</u> 7 14 21 27	Fruit Fruit Fruit Fruit Fruit Fruit	0.45, 0.25, 0.02 0.35, 0.23, 0.02 0.053, 0.06, 0.02 0.1, 0.113, 0.04 0.03, 0.04, 0.04 0.02, 0.02, 0.02	0.72 <u>0.60</u> 0.13 0.25 0.11 0.06
Spain 1993 Andalucia <i>Prieto</i> <i>ER 93 ECS 701</i>	35EC	Spray indoor (motorised knapsack) interval 14d	0.5376	1018 (0.053 % ai)	2	0 <u>3</u> 7 14	Fruit Fruit Fruit Fruit	0.13, 0.06, <0.01 0.04, 0.05, <0.01 0.01, 0.03, <0.01 <0.01, 0.02, <0.01	0.19 <u>0.09</u> 0.04 0.02

TOMATO (Indoor)	Application					PHI (Days)	Sample analysed	Residues of alpha, beta endosulfan, Endosulfan sulfate mg/kg	Total Residue, mg/kg
	Country, Year of trial <i>Variety, report</i>	Form.	Method	kg ai/ha/ applic'n	L/ha				
Spain 1993 Andalucia <i>Prieto</i> <i>ER 93 ECS 701</i>	35EC	Spray indoor (motorised knapsack) interval 14d	1.0752	1018 (0.1056 % ai)	2	0 <u>3</u> 7 14	Fruit Fruit Fruit Fruit	0.25, 0.12, < 0.01 0.06, 0.13, < 0.01 0.03, 0.08, 0.02 0.02, 0.05, 0.02	0.37 <u>0.19</u> 0.13 0.09
Italy 1993 Ampulia <i>Majorca</i> <i>ER 93 ECS 701</i>	35EC	Spray indoor (motorised knapsack) interval 14d GS 11/19,	0.8975	1700 (0.053 % ai)	2	0 <u>3</u> 7 14	Fruit Fruit Fruit Fruit	0.18, 0.12, < 0.01 0.03, 0.04, < 0.01 0.11, 0.175, 0.03 0.02, 0.03, 0.015	0.30 0.07 <u>0.32</u> 0.07
Italy 1993 Ampulia <i>Majorca</i> <i>ER 93 ECS 701</i>	35EC	Spray indoor (motorised knapsack) interval 14d GS 11/19,	1.7954	1700 (0.1056 % ai)	2	0 <u>3</u> 7 14	Fruit Fruit Fruit Fruit	0.48, 0.31, < 0.01 0.13, 0.22, 0.023 0.025, 0.035, 0.01 0.025, 0.045, 0.02	0.79 <u>0.37</u> 0.07 0.09

Table 64. Endosulfan residues in eggplant from supervised trials in Australia.

EGGPLANT	Application					PHI days	Sample analysed	Residues of alpha, beta endosulfan, Endosulfan sulfate, mg/kg	Total Residues, mg/kg
	Country, Year of trial <i>Variety</i> Report	Form.	Method	kg ai/ha/ applic'n	L/ha				
Australia 2001 Koraleigh <i>Grace</i> <i>1/10/540&</i>	EC	Spray	0.73	224	3	0 3 7 14	Fruit	0.034, 0.030, < 0.005 < 0.005, 0.007 < 0.005 < 0.005, < 0.005, < 0.005 < 0.005, < 0.005, < 0.005	0.07 0.01 <u>≤ 0.005</u> < 0.005
Australia 2001 Glasshouse Mtns <i>Venus</i> <i>1/10/540&</i>	EC	Spray	1.46	334	3	0 3 7 14	Fruit	0.058, 0.081, 0.016	0.15
Australia 2001 Glasshouse Mtns <i>Venus</i> <i>1/10/540&</i>	EC	Spray	0.73	334	3	0 3 7 14	Fruit	0.33, 0.21, 0.26 0.043, 0.062, 0.031 0.014, 0.029, 0.012	0.57 0.14 <u>0.06</u>
Australia 2001 Shepparton <i>Black pearl</i> <i>1/10/540&</i>	EC	Spray	0.73	452	3	0 3 7 14	Fruit	0.015, 0.011, 0.006 < 0.005, < 0.005 < 0.005 < 0.005, < 0.005, < 0.005 < 0.005, < 0.005, < 0.005	0.03 < 0.005 <u>≤ 0.005</u> < 0.005
Australia 2001 Gumlu <i>Black pearl</i> <i>1/10/540&</i>	EC	Spray	0.73	352	3	0 3 6 14	Fruit	0.014, 0.014, < 0.005 < 0.005, < 0.005 < 0.005 < 0.005, < 0.005, < 0.005 0.006, < 0.005, < 0.005	0.03 < 0.005 < 0.005 <u>0.006</u>

Table 65. Endosulfan residues in sweet corn from supervised trials in Australia.

SWEET CORN Country, Year of trial Variety Report	Application					PHI days	Sample analysed	Residues of alpha, beta endosulfan, Endosulfan sulfate, mg/kg	Total Residues, mg/kg
	Form.	Method	kg ai/ha/ applic'n	L/ha	No.				
Australia 2000 Mulgowie Golden sweet 1/10/560	EC	Spray	0.73	226	3	0 3 7 14	Fruit	< 0.005, < 0.005, < 0.005 < 0.005, < 0.005, < 0.005 < 0.005, < 0.005, < 0.005 < 0.005, < 0.005, < 0.005	< 0.005 < 0.005 < 0.005 < 0.005
Australia 2000 Mulgowie Golden sweet 1/10/560	EC	Spray	1.46	226	3	0 3 7	Fruit	< 0.005, < 0.005, < 0.005	< 0.005
Australia 2000 Warragal Honey sweet 1/10/560	EC	Spray	0.73	347	3	0 3 7 14	Fruit	< 0.005, < 0.005, < 0.005 < 0.005, < 0.005, < 0.005 < 0.005, < 0.005, < 0.005 < 0.005, < 0.005, < 0.005	< 0.005 < 0.005 < 0.005 < 0.005
Australia 2000 Warragal Honey sweet 1/10/560	EC	Spray	1.46	347	3	7	Fruit	< 0.005, < 0.005, < 0.005	< 0.005
Australia 2000 Koraleigh Golden sweet 1/10/560	EC	Spray	0.73	205	3	0 3 7 14	Fruit	< 0.005, < 0.005, < 0.005 < 0.005, < 0.005, < 0.005 < 0.005, < 0.005, < 0.005 < 0.005, < 0.005, < 0.005	< 0.005 < 0.005 < 0.005 < 0.005
Australia 2000 Koraleigh Golden sweet 1/10/560	EC	Spray	0.73	224	3	7	Fruit	< 0.005, < 0.005, < 0.005	< 0.005

Table 66. Endosulfan residues in beans from supervised trials in Germany, USA and Australia.

PHASEOLUS BEANS Country, Year of trial Variety, report	Application					PHI (Days)	Sample analysed	Residues of alpha, beta endosulfan, Endosulfan sulfate, mg/kg	Total Residues mg/kg
	Form.	Method	kg ai /ha/ applic'n	L/ha	No.				
Germany 1983 <i>Filetty</i> DEU83172811	2.82% Dust	Spread Interval 14, 21 d	<u>0.705</u>		3	0 5 11 14	Bean Bean Bean Bean	0.10, 0.07, ND 0.02, 0.04, 0.01 ND, 0.02, 0.02 ND, 0.01, 0.01	0.17 0.06 0.04 0.02
Germany 1983 <i>Marona</i> DEU83172821	2.82 % Dust	Spread Interval 15d	<u>0.705</u>		3	0 5 11	Bean Bean Bean	0.20 0.10 0.03 0.05, 0.05, 0.09 0.02, 0.01, 0.09	0.33 0.19 0.12
Germany 1983 <i>Sotexa</i> DEU83172831	2.82 % Dust	Spread interval 14, 12, d	<u>0.705</u>		3	0 5 10 14	Bean Bean Bean Bean	0.10 0.07, 0.02 ND, ND, 0.05 ND, ND, 0.02 ND, ND, 0.03	0.19 0.05 0.02 0.03

PHASEOLUS BEANS	Application					PHI (Days)	Sample analysed	Residues of alpha, beta endosulfan, Endosulfan sulfate, mg/kg	Total Residues mg/kg
Country, Year of trial <i>Variety, report</i>	Form.	Method	kg ai /ha/ applic'n	L/ha	No.				
Germany 1983 <i>Dublette</i> <i>DEU83172841</i>	2.82% Dust	Spread Interval 14 d	<u>0.705</u>		3	0 5 10 14	Bean Bean Bean Bean	0.70, 0.40, 0.02 0.06, 0.10, 0.03 0.01, 0.03, 0.03 ND, 0.02, 0.03	1.12 0.19 0.07 0.07
Germany 1974 <i>Bravo</i> <i>1/74/01/02</i>	3% Dust	Spread	0.9		1	0 7 14 21 28 35	Bean Bean Bean Bean Bean Bean		46.6 0.64 0.59 0.22 0.08 < 0.05
Germany 1974 <i>Favorit</i> <i>2/74/01/02</i>	3% Dust	Spread	0.9		1	0 7 14 21 28	Bean Bean Bean Bean Bean		21.8 2.3 0.2 0.1 0.04
Germany 1974 Hattersheim <i>Favorit</i> <i>4/74/01/02</i>	3% Dust	Spread	0.9		1	0 7 14 21 28	Bean Bean Bean Bean Bean	2.90, 0.2 0.04, 0.05 0.02, 0.02 0.03, 0.04 ND, 0.02	3.10 0.09 0.04 0.07 0.02
Germany 1974 Hattersheim <i>Sotexa</i> <i>4/74/02/02</i>	3% Dust	Spread	0.9		1	0 7 14 21 28	Bean Bean Bean Bean Bean	6.20 1.0 0.04, 0.06 0.02, 0.02 0.01, 0.02 ND, 0.02	7.20 0.10 0.04 0.03 0.02
Germany 1974 <i>Kaskade</i> <i>3/74/02/02</i>	3% Dust	Spread	0.9		1	0 7 14 21 28	Bean Bean Bean Bean Bean	0.05, 0.04, 0.02 ND, ND, 0.02 ND, ND, 0.08 ND, ND, 0.009 ND, ND, 0.002	0.11 0.02 0.08 0.01 0.01
Germany 1974 <i>Kaskade</i> <i>3/74/01/02</i>	3% Dust	Spread	0.9		1	0 7 14 21 28	Bean Bean Bean Bean Bean	0.05, 0.01, 0.01 0.02, ND, 0.01 ND, ND, 0.004 ND, ND, 0.002 ND, ND, ND	0.07 0.03 0.01 0.01 < 0.01
USA 1965 NY Lima beans M-1610	50WP	Spray Interval 37, 7 d	0.56		3	0 1 4 7 11 20 32 11 20 32 11 20 32	Beans, pods Beans, pods Beans, pods Beans, pods Beans, pods Beans, pods Beans, pods Shelled beans Shelled beans Shelled beans Pods Pods Pods	1.48, 0.38 0.68, 0.14 0.35, 0.13 0.15, 0.08 0.48, 0.35 0.22, 0.14 0.09, 0.10 < 0.05, < 0.05 < 0.05, 0.05 < 0.05, < 0.05 0.38, 0.20 0.18, 0.12 0.23, 0.20	1.86 0.82 <u>0.48</u> 0.23 0.83 0.36 0.19 < 0.05 0.05 < 0.05 0.58 0.30 0.43

PHASEOLUS BEANS	Application					PHI (Days)	Sample analysed	Residues of alpha, beta endosulfan, Endosulfan sulfate, mg/kg	Total Residues mg/kg
Country, Year of trial <i>Variety, report</i>	Form.	Method	kg ai /ha/ applic'n	L/ha	No.				
USA 1965 NY Lima beans M-1610	50WP	Spray Interval 37, 7 d	0.56		3	0	Beans, pods	0.77, 0.10	0.87
						1	Beans, pods	0.18, 0.10	0.28
						4	Beans, pods	0.19, 0.12	<u>0.31</u>
						7	Beans, pods	0.11, 0.06	0.17
						11	Beans, pods	0.20, 0.14	0.34
						20	Beans, pods	0.06, 0.08	0.14
						32	Beans, pods	< 0.05, 0.05	0.05
						11	Shelled beans	< 0.05, < 0.05	< 0.05
						20	Shelled beans	< 0.05, 0.05	0.05
						32	Shelled beans	< 0.05, < 0.05	< 0.05
USA 1965 NY Snap beans M-1592	50WP	Spray Interval 2, 8 d	0.56		3	0	Snap beans	2.30 ND	2.30
						3	Snap beans	0.25, ND	<u>0.25</u>
						5	Snap beans	0.07, 0.05	0.12
						7	Snap beans	0.10, 0.05	0.15
						10	Snap beans	0.09, 0.06	0.15
						20	Snap beans	< 0.05, 0.09	0.09
						28	Snap beans	< 0.05, 0.05	0.05
						35	Snap beans	< 0.05, 0.12	0.12
						40	Snap beans	< 0.05, 0.06	0.06
						USA 1965 NY M-1592	50WP	Spray Interval 2, 8 days	<u>1.12</u>
3	Snap beans	0.59, 0.05	<u>0.64</u>						
5	Snap beans	0.18, 0.11	0.29						
7	Snap beans	0.18, 0.12	0.30						
10	Snap beans	0.20, 0.18	0.38						
20	Snap beans	0.06, 0.14	0.20						
28	Snap beans	< 0.05, 0.09	0.09						
35	Snap beans	0.05, 0.20	0.25						
40	Snap beans	< 0.05, 0.11	0.11						
Australia 2000 Glen Allyn <i>festina</i> 1/10/538	EC	SPRAY	0.73	426	3				
						10		0.015, 0.005, 0.062	0.082
						14		0.014, 0.008, 0.028	0.050
Australia 2000 Glen Allyn <i>festina</i> 1/10/538	EC	SPRAY	1.46	500	3	7	Beans	0.18, 0.12, 0.58	0.88
						10		0.035, 0.019, 0.19	0.24
						14		0.034, 0.022, 0.11	0.167
						7c		0.11, 0.01, 0.007	0.127
Australia 2000 Don <i>montano</i> 1/10/538	EC	SPRAY	0.73	533	3	0	Beans	0.30, 0.23, 0.055	0.58
						3		0.081, 0.066, 0.09	0.237
						7		< 0.005, < 0.005, < 0.005	< 0.005
						14		< 0.005, < 0.005, < 0.005	< 0.005
Australia 2000 Don <i>montano</i> 1/10/538	EC	SPRAY	1.46	533	3	7	Beans	0.050, 0.033, 0.11	0.193
Australia 2000 Goulburn Valley <i>dwarf</i> 1/10/538	EC	SPRAY	0.73	452	3	0	Beans	0.15, 0.10, 0.039	0.29
						3		0.055, 0.048, 0.035	0.143
						7		0.022, 0.021, 0.049	0.092
						14		0.006, 0.006, 0.025	0.037

Table 67. Endosulfan residues in peas from supervised trials in Australia.

PEAS Country, Year of trial Variety Report	Application					PHI days	Sample analysed	Residues of alpha, beta endosulfan, Endosulfan sulfate, mg/kg	Total Residues, mg/kg
	Form.	Method	kg ai/ha/ applic'n	L/ha	No.				
Australia 2000 Lockyer Valley <i>epic</i> 1/10/557	EC	SPRAY	0.73	500	3	0 3 7 14	Peas in pod	0.42, 0.48, 0.095 0.062, 0.15, 0.10 0.009, 0.026, 0.047 0.005, 0.010, 0.022	0.995 0.312 0.082 0.037
Australia 2000 Lockyer Valley <i>epic</i> 1/10/557	EC	SPRAY	1.46	500	3	0 3 7 14	Peas in pod	1.50, 1.40, 0.20 0.21, 0.45, 0.28 0.06, 0.11, 0.24 0.013, 0.037, 0.089	3.10 0.94 0.41 0.139
Australia 2000 Don <i>Small sieve freezer</i> 1/10/557	EC	SPRAY	0.73	533	3	0 3 7 14	Peas in pod	0.46, 0.55, 0.05 0.068, 0.12, 0.17 0.015, 0.022, 0.087 0.006, 0.006, 0.018	1.06 0.358 0.124 0.03
AUSTRALIA 2000 Don <i>Small sieve freezer</i> 1/10/557	EC	SPRAY	1.46	533	3	7	Peas in pod	0.033, 0.10, 0.20	0.333
AUSTRALIA 2000 Werribee <i>melbourne market</i> 1/10/557	EC	SPRAY	0.73	500	3	0 3 7 28	Peas in pod	1.00, 0.81, 0.15 0.17, 0.20, 0.33 0.067, 0.099, 0.20 < 0.005, 0.005, 0.008	1.96 0.70 0.366 <u>0.018</u>

Table 68. Endosulfan residues in soybeans from supervised trials in Australia and Brazil.

SOYBEAN Country, Year of trial Variety	Application					PHI (Days)	Sample analysed	Residues of alpha, beta endosulfan, Endosulfan sulfate, mg/kg	Total Residues, mg/kg
	Form.	Method	kg ai/ha/ applic'n	L/ha	No.				
Australia 1981 <i>Forrest</i> <i>PSR99/010</i>	35EC	Spray (3.675% ai)	0.74	20	1	21 <u>28</u>	Seeds Seeds	< 0.02, < 0.02, < 0.02 < 0.02, < 0.02, 0.02	< 0.02 0.02
Australia 1981 <i>Forrest</i> A30088	35EC	Spray (3.675% ai)	1.47	40	1	21 28	Seeds Seeds	< 0.02, < 0.02, < 0.02 0.02, < 0.02, 0.13	< 0.02 0.15
Australia 1981 <i>Forrest</i>	250ULV	Spray (24.0% ai)	0.72	3	1	21 <u>28</u>	Seeds Seeds		0.015 0.02
Australia 1981 <i>Forrest</i>	250ULV	Spray (24.0% ai)	1.44	6	1	21 28	Seeds Seeds		0.02 0.02
Brazil 1974 <i>Santa Rosa</i>	35EC	Spray (0.105% ai)	0.42	400	3	62	Seeds	ND, ND, 0.20	0.20
Brazil 1974 <i>Santa Rosa</i> (A01812)	35EC	Spray (0.105% ai)	0.42	400	4	13	Seeds	0.03, 0.04, 0.10	0.17
Brazil 1975 <i>Davies</i> A07560)	35EC	Spray (0.131% ai)	0.53	400	1	13	Seeds	ND, 0.20, 0.01	0.21
Brazil 1977 <i>IAC-3</i> (A13732)	35EC	Spray (0.131% ai)	0.53	700	1	103	Seeds	0.05, 0.04	0.09

SOYBEAN Country, Year of trial Variety	Application					PHI (Days)	Sample analysed	Residues of alpha, beta endosulfan, Endosulfan sulfate, mg/kg	Total Residues, mg/kg
	Form.	Method	kg ai/ha/ applic'n	L/ha	No.				
Brazil 1977 IAC-3 (A13733)	35EC	Spray (0.075% ai)	0.53	700	2	66	Seeds	0.08, 0.25	0.33
Brazil 1977 IAC-3 (A13735)	35EC	Spray (0.075% ai)	<u>0.53</u>	700	3	<u>36</u>	Seeds	0.12, 0.33	<u>0.45</u>
Brazil 1977 IAC-3 (A13734)	35EC	Spray (0.075% ai)	0.53	700	1	66	Seeds	0.08, 0.25	0.33
Brazil 1977 IAC-3 (A13730)	35EC	Spray (0.075% ai)	<u>0.53</u>	700	1	<u>36</u>	Seeds	0.11, 0.04	<u>0.15</u>
Brazil 1977 IAC-3 (A13731)	35EC	Spray (0.075% ai)	<u>0.53</u>	700	2	<u>36</u>	Seeds	0.13, 0.29	<u>0.42</u>
Brazil 1977 Santa Rosa (A13738)	35EC	Spray (0.075% ai)	<u>0.53</u>	700	1	<u>22</u>	Seeds	0.05, 0.04	<u>0.09</u>
Brazil 1977 Santa Rosa (A13736)	35EC	Spray (0.075% ai)	<u>0.53</u>	700	2	<u>22</u>	Seeds	0.10, 0.15	<u>0.25</u>
Brazil 1977 Santa Rosa (A13737)	35EC	Spray (0.075% ai)	<u>0.53</u>	700	3	<u>22</u>	Seeds	0.12, 0.19	<u>0.31</u>
Brazil 1978 Santa Rosa (A16115)	35EC	Spray (0.075% ai)	0.53	700	1	90	Seeds	ND, ND, ND	< 0.01
Brazil 1978 Santa Rosa (A16114)	35EC	Spray (0.075% ai)	0.53	700	2	62	Seeds		0.50
Brazil 1978 Santa Rosa (A16111)	35EC	Spray (0.075% ai)	<u>0.53</u>	700	3	<u>31</u>	Seeds		<u>0.40</u>
Brazil 1978 Santa Rosa (A16113)	35EC	Spray (0.075% ai)	<u>0.53</u>	700	2	<u>31</u>	Seeds		<u>0.10</u>
Brazil 1978 Santa Rosa (A16116)	35EC	Spray (0.075% ai)	0.53	700	1	62	Seeds		0.20
Brazil 1978 Santa Rosa (A16112)	35EC	Spray (0.075% ai)	<u>0.53</u>	700	2	<u>31</u>	Seeds		<u>0.30</u>
Brazil 1978 Santa Rosa (A16124)	35EC	Spray (0.075% ai)	0.53	700	1	90	Seeds		0.05
Brazil 1978 Santa Rosa (A16121)	35EC	Spray (0.075% ai)	0.53	700	2	61	Seeds		0.20
Brazil 1978 Santa Rosa (A16118)	35EC	Spray (0.075% ai)	<u>0.53</u>	700	3	<u>29</u>	Seeds		<u>0.30</u>
Brazil 1978 Santa Rosa (A16120)	35EC	Spray (0.075% ai)	<u>0.53</u>	700	2	<u>29</u>	Seeds		<u>0.20</u>
Brazil 1978 Santa Rosa 16117	35EC	Spray (0.075% ai)	<u>0.53</u>	700	1	<u>31</u>	Seeds		<u>0.10</u>
Brazil 1978 Santa Rosa (A16123)	35EC	Spray (0.075% ai)	0.53	700	1	61	Seeds		0.20

SOYBEAN Country, Year of trial Variety	Application					PHI (Days)	Sample analysed	Residues of alpha, beta endosulfan, Endosulfan sulfate, mg/kg	Total Residues, mg/kg
	Form.	Method	kg ai/ha/ applic'n	L/ha	No.				
Brazil 1978 <i>Santa Rosa</i> (A16119)	35EC	Spray (0.075% ai)	<u>0.53</u>	700	2	<u>29</u>	Seeds		<u>0.20</u>
Brazil 1978 <i>Santa Rosa</i> (A16122)	35EC	Spray (0.075% ai)	<u>0.53</u>	700	1	<u>29</u>	Seeds		<u>0.08</u>
Brazil 1979 <i>Santa Rosa</i> (A17983)	35EC	Spray (0.075% ai)	0.53	700	1	101	Seeds	ND, 0.02, 0.08	0.10
Brazil 1979 <i>Santa Rosa</i> (A17982)	35EC	Spray (0.075% ai)	0.53	700	2	71	Seeds	ND, 0.04, 0.3	0.34
Brazil 1979 <i>Santa Rosa</i> (A17979, 17978)	35EC	Spray (0.075% ai)	0.53	700	3	41 41 41	Seeds Crude oil Press cake	0.02, 0.02, 0.3 0.1, 0.7, 0.6 ND, ND, ND	0.34 1.40 < 0.02
Brazil 1979 <i>Santa Rosa</i> (A17981)	35EC	Spray (0.075% ai)	0.53	700	2	41	Seeds	0.02, 0.06, 0.20	0.28
Brazil 1979 <i>Santa Rosa</i> (A17984)	35EC	Spray (0.075% ai)	0.53	700	1	71	Seeds	ND, ND, 0.30	0.34
Brazil 1979 <i>Santa Rosa</i> (A17980)	35EC	Spray (0.075% ai)	0.53	700	2	41	Seeds	0.01, 0.05, 0.50	0.56
Brazil 1979 <i>Santa Rosa</i> (A17985)	35EC	Spray (0.075% ai)	0.53	700	1	41	Seeds	0.02, 0.05, 0.20	0.27
Brazil 1979 <i>Santa Rosa</i> (A17993)	35EC	Spray (0.075% ai)	0.53	700	1	91	Seeds	ND, ND, ND	< 0.02
Brazil 1979 <i>Santa Rosa</i> (A17990)	35EC	Spray (0.075% ai)	0.53	700	2	62	Seeds	ND, 0.05, 0.20	0.25
Brazil 1979 <i>Santa Rosa</i> (A17986)	35EC	Spray (0.075% ai)	<u>0.53</u>	700	3	<u>30</u>	Seeds	0.10, 0.10, 0.40	<u>0.60</u>
Brazil 1979 <i>Santa Rosa</i> (A17987)	35EC	Spray (0.075% ai)	0.53	700	3	30 30	Crude oil Press cake	0.10, 0.30, 0.30 ND, ND, ND	0.70 < 0.02
Brazil 1979 <i>Santa Rosa</i> (A17989)	35EC	Spray (0.075% ai)	<u>0.53</u>	700	2	<u>30</u>	Seeds	ND, ND, ND	<u>< 0.02</u>
Brazil 1979 <i>Santa Rosa</i> (A17992)	35EC	Spray (0.075% ai)	0.53	700	1	62	Seeds	ND, ND, 0.10	0.10
Brazil 1979 <i>Santa Rosa</i> (A17988)	35EC	Spray (0.075% ai)	<u>0.53</u>	700	2	<u>30</u>	Seeds	ND, ND, 0.20	<u>0.20</u>
Brazil 1979 <i>Santa Rosa</i> (A17991)	35EC	Spray (0.075% ai)	<u>0.53</u>	700	1	<u>30</u>	Seeds	ND, ND, 0.05	<u>0.05</u>
Brazil 1978 <i>Parana</i> (A16110)	250 ULV	Spray	0.50 (25.% ai)	2	2	32	Seeds Crude oil Press cake		0.30 1.30 0.03

Table 69. Endosulfan residues in beetroot resulting from supervised trials in Australia.

BEETROOT Country, Year of trial Variety Report	Application					PHI days	Sample analysed	Residues of alpha, beta endosulfan, Endosulfan sulfate, mg/kg	Total Residues, mg/kg
	Form.	Method	kg ai/ha	L/ha	No.				
Australia 2000 Lockyer Valley Detroit short top N° 1/8/534	EC	spray	0.735	1000	4	0 7 14 21	Root	0.18,0.11,0.10 0.10, 0.11,0.11 0.062, 0.063, 0.075 0.080, 0.080, 0.090	0.39 0.32 0.20 0.25
Australia 2000 Lockyer Valley Detroit short top N° 1/8/534	EC	spray	1.47	1000	5	0 7 14 21	Root	0.38, 0.27, 0.13 0.25, 0.22, 0.16 0.20, 0.20, 0.20 0.16, 0.15, 0.15	0.78 0.63 0.60 0.46

Table 70. Endosulfan residues in carrot resulting from supervised trials in Australia.

CARROT Country, Year of trial Variety Report	Application					PHI days	Sample analysed	Residues of alpha, beta endosulfan, Endosulfan sulfate, mg/kg	Total Residues, mg/kg
	Form.	Method	kg ai/ha	L/ha	No.				
Australia 2000 Virginia Ricardo N° 1/10/565	EC	spray	0.735	400	3	0 7 14 21	Root	0.016, 0.030, 0.028 0.017, 0.034, 0.025 0.020, 0.021, 0.019 0.034, 0.054, 0.046	0.07 0.08 0.06 <u>0.13</u>
Australia 2000 Virginia Ricardo N° 1/10/565	EC	spray	1.47	400	3	0 7 14 21 14co	Root co	0.040, 0.066, 0.046 0.066, 0.12, 0.062 0.044, 0.080, 0.062 0.066, 0.13, 0.082 0.011, < 0.005, 0.007	0.15 0.25 0.19 0.28 0.02
Australia 2000 Virginia ricarto N° 1/10/565	EC	spray	0.735	400	3	14 21 14co	Root co	0.019, 0.043, 0.033 0.018, 0.023, 0.019 0.013, < 0.005, 0.005	<u>0.10</u> 0.06 0.02
Australia 2000 SILVAN VIC flakie N° 1/10/565	EC	spray	0.735	387	3	0 7 14 21	Root	< 0.005, < 0.005, < 0.005 < 0.005, < 0.005, < 0.005 < 0.005, < 0.005, < 0.005 < 0.005, < 0.005, < 0.005	< 0.005 < 0.005 <u>< 0.005</u> < 0.005
Australia 2000 Silvan flakie N° 1/10/565	EC	spray	1.47	387	3	0 7 14 21	Root	< 0.005, < 0.005, < 0.005 < 0.005, < 0.005, 0.005 < 0.005, < 0.005, < 0.005 0.005, < 0.005, 0.006	< 0.005 0.01 < 0.005 0.01
Australia 2000 Medina ivar N° 1/10/565	EC	spray	0.735	250	3	14 21	Root	0.013, 0.012, 0.012 0.019, 0.019, 0.016	<u>0.04</u> 0.05

Table 71. Endosulfan residues in potato from supervised trials in Europe, USA and Australia.

POTATO Country, Year of trial Variety Report	Application					PHI days	Sample analysed	Residues of alpha, beta endosulfan, Endosulfan sulfate, mg/kg	Total Residues, mg/kg
	Form.	Method	kg ai/ha	L/ha	No.				
Germany 1983 <i>Nicola</i> <i>PSR96/058</i>	28DP 2.82% ai.	Spread interval 14d	0.705	25 kg formulation by ha	2	0 5 10 14	Tuber Tuber Tuber Tuber		0.015 0.015 0.015 0.015
Germany 1983 <i>Grata</i> <i>PSR96/058</i>	28DP 2.82% ai.	Spread interval 12, 14 d	0.705	25 kg formulation by ha	3	0 6 10 14	Tuber Tuber Tuber Tuber		0.015 0.015 0.015 0.015
Germany 1983 <i>Grata</i> <i>PSR96/058</i>	28DP 2.82% ai.	Spread interval 14d	0.705	25 kg formulation by ha	2	0 5 11 14	Tuber Tuber Tuber Tuber		0.015 0.015 0.015 0.015
Germany 1976 <i>Frigga</i> <i>PSR96/058</i>	35WP	Spread interval 20d 20 days	0.210	600 (0.035 % ai)	2	13 19 23 28	Tuber Tuber Tuber Tuber		0.015 0.015 0.015 0.015
Germany 1976 <i>Erstling</i> <i>PSR96/058</i>	35WP	Spread interval 13d	0.210	600 (0.035 % ai)	2	0 13 20 28	Tuber Tuber Tuber Tuber		0.015 0.015 0.015 0.015
Germany 1976 <i>Marion</i> <i>PSR96/058</i>	35WP	Spread interval 8d	0.210	600 (0.035 % ai)	2	20 24 28 20 24 28	Peel Peel Peel Tuber (w/o Peel) Tuber		0.015 0.015 0.015 0.015 0.015 0.015
Germany 1977 <i>Saskia</i> <i>2/713/01/02-77A</i>	24EC*	Spray interval 20 d	0.216	600 (0.036 % ai)	2	0 7 14 21	Tuber Tuber Tuber Tuber		0.01 ND ND ND
Germany 1977 <i>Holl. Erstlinge</i> <i>4/713/01/02-77A</i>	24EC*	Spray interval 21d	0.216	600 (0.036 % ai)	2	0 7 14 21	Tuber Tuber Tuber Tuber		ND ND ND ND
Germany 1977 <i>Holl. Erstlinge</i> <i>1/713/01/02-77</i>	24EC*	Spray interval 21d	0.216	600 (0.036 % ai)	2	0 7 14 21	Tuber Tuber Tuber Tuber		ND ND ND ND
Germany 1977 <i>Marion</i> <i>3/713/01/02-77A</i>	24EC*	Spray interval 21 d	0.216	600 (0.036 % ai)	2	0 7 14 21	Tuber Tuber Tuber Tuber		ND ND ND ND
Spain 1994 <i>Quebec</i> <i>ER 94 ECS 770</i>	35EC	Spray interval 14 d BBCH 59/61, 65/71	0.528	300 (0.176% ai)	2	0 7 13 21 27	Tuber Tuber Tuber Tuber Tuber	< 0.01, < 0.01, < 0.01 < 0.01, < 0.01, < 0.01 < 0.01, < 0.01, < 0.01 < 0.01, < 0.01, < 0.01 < 0.01, < 0.01, < 0.01	< 0.01 < 0.01 < 0.01 < 0.01 < 0.01
Spain 1994 <i>Spunta</i> <i>ER 94 ECS 770</i>	35EC	Spray interval 14 d BBCH 35, 395	0.528	300 (0.176% ai)	2	0 7 14 21 28	Tuber Tuber Tuber Tuber Tuber	< 0.01, < 0.01, < 0.01 < 0.01, < 0.01, < 0.01 < 0.01, < 0.01, < 0.01 < 0.01, < 0.01, < 0.01 < 0.01, < 0.01, < 0.01	< 0.01 < 0.01 < 0.01 < 0.01 < 0.01
France (S) 1994 <i>Spunta</i> <i>ER 94 ECS 770</i>	35EC	Spray interval 14 d BBCH 31/35, 39/41	0.528	200 (0.264% ai)	2	0 7 15 21 29	Tuber Tuber Tuber Tuber Tuber	< 0.01, < 0.01, < 0.01 < 0.01, < 0.01, < 0.01 < 0.01, < 0.01, < 0.01 < 0.01, < 0.01, < 0.01 < 0.01, < 0.01, < 0.01	< 0.01 < 0.01 < 0.01 < 0.01 < 0.01

POTATO Country, Year of trial Variety Report	Application					PHI days	Sample analysed	Residues of alpha, beta endosulfan, Endosulfan sulfate, mg/kg	Total Residues, mg/kg
	Form.	Method	kg ai/ha	L/ha	No.				
Germany 1976 <i>Hollers</i> <i>PSR96/058</i>	35WP	Spread interval 28d	0.210	600 (0.035 % ai)	2	0 <u>13</u> 20 28	Tuber Tuber Tuber Tuber		0.015 0.015 0.015 0.015
Italy 1994 <i>Sigunde</i> <i>ER 94 ECS 770</i>	35EC	Spray interval 14 d BBCH 41/51, 69/75	0.528	900, 1000 (0.0528% ai)	2	0 7 14 21	Tuber Tuber Tube Tuber	< 0.01, < 0.01, < 0.01 < 0.01, < 0.01, < 0.01 < 0.01, < 0.01, < 0.01 < 0.01, < 0.01, < 0.01	< 0.01 < 0.01 < 0.01 < 0.01
Italy 1994 <i>Liseta</i> <i>ER 94 ECS 770</i>	35EC	Spray interval 14 d BBCH 59/61, 61/71	0.528	300 (0.176% ai)	2	0 7 14 21 28	Tuber Tuber Tuber Tuber Tuber	< 0.01, < 0.01, < 0.01 < 0.01, < 0.01, < 0.01 < 0.01, < 0.01, < 0.01 < 0.01, < 0.01, < 0.01 < 0.01, < 0.01, < 0.01	< 0.01 < 0.01 < 0.01 < 0.01 < 0.01
Spain 1994 <i>Quebec</i> <i>ER94ECS770</i>	35EC	Spray interval 14 d	0.528	300 (0.176% ai)	2	0 7 13 21 27	Tuber Tuber Tuber Tuber Tuber	< 0.01, < 0.01, < 0.01 < 0.01, < 0.01, < 0.01 < 0.01, < 0.01, < 0.01 < 0.01, < 0.01, < 0.01 < 0.01, < 0.01, < 0.01	< 0.01 < 0.01 < 0.01 < 0.01 < 0.01
Spain 1994 <i>Spunta</i> <i>ER94ECS770</i>	35EC	Spray interval 14 d	0.528	300 (0.176% ai)	2	0 7 14 21 27	Tuber Tuber Tuber Tuber Tuber	< 0.01, < 0.01, < 0.01 < 0.01, < 0.01, < 0.01 < 0.01, < 0.01, < 0.01 < 0.01, < 0.01, < 0.01 < 0.01, < 0.01, < 0.01	< 0.01 < 0.01 < 0.01 < 0.01 < 0.01
France 1994 <i>Nicola</i> <i>ER94ECS770</i>	35EC	Spray interval 14 d	0.528	200 (0.264% ai)	2	0 7 15 22 29	Tuber Tuber Tuber Tuber Tuber	< 0.01, < 0.01, < 0.01 < 0.01, < 0.01, < 0.01 < 0.01, < 0.01, < 0.01 < 0.01, < 0.01, < 0.01 < 0.01, < 0.01, < 0.01	< 0.01 < 0.01 < 0.01 < 0.01 < 0.01
Italy 1994 <i>Sigunde</i> <i>ER94ECS770</i>	35EC	Spray interval 14 d	0.528	900, 1000 (0.0528% ai)	2	0 <u>7</u> 14 21	Tuber Tuber Tuber Tuber	< 0.01, < 0.01, < 0.01 < 0.01, < 0.01, < 0.01 < 0.01, < 0.01, < 0.01 < 0.01, < 0.01, < 0.01	< 0.01 < 0.01 < 0.01 < 0.01
Italy 1994 <i>Liseta</i> <i>Maggiore</i> <i>ER94ECS770</i>	35EC	Spray interval 14 d	<u>0.528</u>	300 (0.176% ai)	2	0 7 14 21 28	Tuber Tuber Tuber Tuber Tuber	< 0.01, < 0.01, < 0.01 < 0.01, < 0.01, < 0.01 < 0.01, < 0.01, < 0.01 < 0.01, < 0.01, < 0.01 < 0.01, < 0.01, < 0.01	< 0.01 < 0.01 < 0.01 < 0.01 < 0.01
USA (WA) 1995 <i>R1612B/U022</i>	3EC* 33.7%	Broadcast spray Interval 4d	5;6**	190	3	1	Potato Potato Flakes Chips Wet peel	< 0.05, < 0.05, < 0.05 < 0.05, < 0.05, < 0.05 < 0.05, < 0.05, < 0.05 < 0.05, < 0.05, < 0.05 < 0.05, < 0.05, < 0.05	< 0.05 < 0.05 < 0.05 < 0.05 < 0.05
Australia 2000 Torquay <i>Sequoia</i> <i>N° 1/10/562</i>	EC	spray	0.735	350	3	0 7 14 21	Tuber Tuber Tuber Tuber	0.005, 0.005, < 0.005 < 0.005, < 0.005, < 0.005 < 0.005, < 0.005, < 0.005 < 0.005, < 0.005, 0.005	0.01 < 0.005 <u>< 0.005</u> 0.005
Australia 2000 Torquay <i>Sequoia</i> <i>N° 1/10/562</i>	EC	spray	1.47	350	3	0 7 14 21	Tuber Tuber Tuber Tuber	< 0.005, < 0.005, < 0.005 < 0.005, < 0.005, < 0.005 < 0.005, < 0.005, < 0.005 < 0.005, < 0.005, < 0.005	< 0.005 < 0.005 < 0.005 < 0.005

POTATO Country, Year of trial Variety Report	Application					PHI days	Sample analysed	Residues of alpha, beta endosulfan, Endosulfan sulfate, mg/kg	Total Residues, mg/kg
	Form.	Method	kg ai/ha	L/ha	No.				
Australia 2000 Lockyer Valley <i>Sebago</i> N° 1/10/562	EC	spray	0.735	500	3	0 7 14 21	Tuber Tuber Tuber Tuber	< 0.005, < 0.005, 0.008 < 0.005, < 0.005, 0.007 < 0.005, < 0.005, 0.007 < 0.005, < 0.005, 0.006	0.008 0.007 <u>0.007</u> 0.006
Australia 2000 Lockyer Valley <i>Sebago</i> N° 1/10/562	EC	spray	1.47	500	3	0 7 14 21	Tuber Tuber Tuber Tuber	< 0.005, < 0.005, 0.007 < 0.005, < 0.005, 0.006 < 0.005, < 0.005, 0.008 < 0.005, < 0.005, 0.008	0.007 0.006 0.008 0.008
Australia 2000 Medina <i>Delaware</i> N° 1/10/565	EC	spray	0.735	250	3	0 7 14 21	Tuber Tuber Tuber Tuber	0.26, 0.15, < 0.005 < 0.005, < 0.005, < 0.005 < 0.005, < 0.005, < 0.005 < 0.005, < 0.005, < 0.005	0.41 < 0.005 <u>< 0.005</u> < 0.005
Australia 2000 Virginia <i>Collabeen</i> N° 1/10/565	EC	spray	1.47	300	3	14	Tuber	< 0.005, < 0.005, < 0.005	< 0.005

Table 72. Endosulfan residues in sweet potato from supervised trials in USA and Australia.

SWEET POTATO Country, Year of trial Variety	Application					PHI Days	Sample analysed	Residues of alpha, beta endosulfan, Endosulfan sulfate, mg/kg	Total Residues mg/kg
	Form	Method	kg ai/ha/ applic'n	L/ha	No.				
USA 1996 NC <i>BJ-96R-05</i>	3EC*	Foliar spray	1, 34	10.1, 96.3	2	1	Sw.Potato	< 0.05, < 0.05, < 0.05	< 0.05
	50WP		1, 34	91.6, 90.8	2	1	Sw.Potato	< 0.05, < 0.05, < 0.05	< 0.05
	3EC	1 soil incorp,	<u>3x1.12</u>	93.5, 91.6, 94.4	3	<u>1</u>	Sw.Potato	< 0.05, < 0.05, < 0.05	<u>≤ 0.05</u>
	50WP	+ 2 fol. spray	<u>3x1.12</u>	96, 95, 95	3	<u>1</u>	Sw.Potato	< 0.05, < 0.05, < 0.05	<u>≤ 0.05</u>
USA 1996 NC <i>BJ-96R-05</i>	3EC	Foliar spray	1, 34	92.5, 94.	2	1	Sw.Potato	< 0.05, < 0.05, < 0.05	< 0.05
	50WP		1, 34	90.8, 93.5	2	1	Sw.Potato	< 0.05, < 0.05, < 0.05	< 0.05
	3EC	1 soil incorp,	<u>3x1.12</u>	93.5, 92.5, 94.4	3	<u>1</u>	Sw.Potato	< 0.05, < 0.05, < 0.05	<u>≤ 0.05</u>
	50WP	+ 2 fol. spray	<u>3x1.12</u>	94.4, 91.6, 93.5	3	<u>1</u>	Sw.Potato	< 0.05, < 0.05, < 0.05	<u>≤ 0.05</u>
USA 1996 SC <i>BJ-96R-05</i>	3EC	Foliar spray	1, 34	98, 102.9	2	1	Sw.Potato	< 0.05, < 0.05, < 0.05	< 0.05
	50WP		1, .34	100, 103.8	2	1	Sw.Potato	< 0.05, < 0.05, < 0.05	< 0.05
	3EC	1 soil incorp,	<u>3x1.12</u>	99, 99, 102	3	<u>1</u>	Sw.Potato	< 0.05, < 0.05, < 0.05	<u>≤ 0.05</u>
	50WP	+ 2 fol. spray	<u>3x1.12</u>	97, 99, 102	3	<u>1</u>	Sw.Potato	< 0.05, < 0.05, < 0.05	<u>≤ 0.05</u>
USA <i>Escambia Co.,</i> 1996 FL <i>BJ-96R-05</i>	3EC	Foliar spray	1, 34	98, 98	2	<u>1</u>	Sw.Potato	< 0.05, < 0.05, < 0.05	< 0.05
	50WP		1, .34	.93.5, 98	2	<u>1</u>	Sw.Potato	< 0.05, < 0.05, < 0.05	< 0.05
	3EC	1 soil incorp,	<u>3x1.12</u>	115, 96.3, 98	3	<u>1</u>	Sw.Potato	< 0.05, < 0.05, < 0.05	<u>≤ 0.05</u>
	50WP	+ 2 fol. spray	<u>3x1.12</u>	80.4, 95, 97	3	<u>1</u>	Sw.Potato	< 0.05, < 0.05, < 0.05	<u>≤ 0.05</u>
USA <i>Seminole Co.,</i> FL 1996 FL <i>BJ-96R-05</i>	3EC	Foliar spray	1, 34	91.6, 96.3	2	<u>1</u>	Sw potato	< 0.05, < 0.05, < 0.05	< 0.05
	50WP		1, .34	95.4, 93.5	2	<u>1</u>	Sw potato	< 0.05, < 0.05, < 0.05	< 0.05
	3EC	1 soil incorp,	<u>3x1.12</u>	84, 95, 88	3	<u>1</u>	Sw potato	< 0.05, < 0.05, < 0.05	<u>≤ 0.05</u>
	50WP	+ 2 fol. spray	<u>3x1.12</u>	88, 98, 94.4	3	<u>1</u>	Sw potato	< 0.05, < 0.05, < 0.05	<u>≤ 0.05</u>

SWEET POTATO	Application					PHI Days	Sample analysed	Residues of alpha, beta endosulfan, Endosulfan sulfate, mg/kg	Total Residues mg/kg
	Country, Year of trial Variety	Form	Method	kg ai/ha/ applic'n	L/ha				
USA Greenville Co., MS 1996 MS BJ-96R-05	3EC	Foliar spray	1, 34	93.5,92.5	2	<u>1</u>	Sw potato	< 0.05, < 0.05, < 0.05	< 0.05
	50WP		1, .34	93.5, 92.5	2	<u>1</u>	Sw potato	< 0.05, < 0.05, < 0.05	< 0.05
	3EC	1 soil incorp.	<u>3x1.12</u>	100,93.5,92.5	3	<u>1</u>	Sw potato	< 0.05, < 0.05, < 0.05	<u>< 0.05</u>
	50WP	+ 2 fol. spray	<u>3x1.12</u>	100,93.5,92.5	3	<u>1</u>	Sw potato	< 0.05, < 0.05, < 0.05	<u>< 0.05</u>
USA Pattison Co., TX 1996 TX BJ-96R-05	3EC	Foliar spray	1, 34	91.6,93.5	2	1	Sw potato	< 0.05, < 0.05, < 0.05	< 0.05
	50WP		1, .34	93.5, 94.4	2	1	Sw potato	< 0.05, < 0.05, < 0.05	< 0.05
	3EC	1 soil incorp.	<u>3x1.12</u>	94.4, 93.5,93.5	3	<u>1</u>	Sw potato	< 0.05, < 0.05, < 0.05	<u>< 0.05</u>
USA Fresno Co., CA 1996 CA	50WP	+ 2 fol. spray	<u>3x1.12</u>	94.4,94.4, 94.4	3	<u>1</u>	Sw potato	< 0.05, < 0.05, < 0.05	<u>< 0.05</u>
	3EC	Foliar spray	1, 34	94.4, 94.4	2	1	Sw potato	< 0.05, < 0.05, < 0.05	< 0.05
	50WP		1, .34	94.4, 95.4	2	1	Sw potato	< 0.05, < 0.05, < 0.05	< 0.05
Australia 2000 Southedge sentinal N° 1/8/503	3EC	1 soil incorp.	<u>3x1.12</u>	3x93.5	3	<u>1</u>	Sw potato	< 0.05, < 0.05, < 0.05	<u>< 0.05</u>
	50WP	+ 2 fol. spray	<u>3x1.12</u>	2x93.5,95.4	3	<u>1</u>	Sw potato	< 0.05, < 0.05, < 0.05	<u>< 0.05</u>
	EC	spray	0.735	300	3	0	Sw potato	< 0.005,0.005,< 0.005	0.005
Australia 2000 Southedge sentinal N° 1/8/503						7	Sw potato	< 0.005,< 0.005, < 0.005	< 0.005
						14	Sw potato	< 0.005,< 0.005, < 0.005	<u>< 0.005</u>
						21	Sw potato	< 0.005,< 0.005, < 0.005	< 0.005
Australia 2000 Southedge sentinal N° 1/8/503	EC	spray	1.47	500	3	0	Sw potato	0.005,< 0.005,< 0.005	0.005
						7	Sw potato	0.007,0.008,< 0.005	0.015
						14	Sw potato	0.007, 0.006,< 0.005	0.013
						21	Sw potato	< 0.005,< 0.005,0.0065	0.007

Table 73. Endosulfan residues in sugar beet from supervised trials in Italy.

SUGARBEET	Application					PHI (Days)	Sample analysed	Residues of alpha, beta endosulfan, Endosulfan sulfate, mg/kg	Total Residues, mg/kg
	Country, Year of trial Variety	Form.	Method	kg ai/ha/ applic'n	L/ha				
Italy 1998 <i>Dorotea</i> ER 98 ECS746	35EC	Spray	0.630	600	2	0	Root	< 0.02, < 0.02, < 0.02	< 0.02
		Interval 30 d BBCH39		(0.105% ai)		<u>27</u>	Root	ND, ND, < 0.02	< 0.02
Italy 1998 <i>Adige</i> ER 98 ECS 746	35EC	Spray	0.630	600	2	0	Root	0.05, 0.03, < 0.02	0.08
		Interval 33d BBCH39		(0.105% ai)		<u>26</u>	Root	ND, < 0.02, 0.03	0.03
Italy 1998 <i>Alesia</i> ER 98 ECS 746	35EC	Spray	0.630	300, 600	2	0	Root	0.02, < 0.02, < 0.02	0.02
		Interval 32d BBCH38/39		(0.105% ai)		<u>28</u>	Root	ND, < 0.02, 0.03	0.03
Italy 1998 <i>Monodoro</i> ER 98 ECS 746	35EC	Spray	0.630	300, 600	2	0	Root	< 0.02, < 0.02, < 0.02	< 0.02
		Interval 32 d BBCH 38/39		(0.10% ai)5		<u>28</u>	Root	ND, < 0.02, < 0.02	< 0.02
Italy1997 <i>Bianca</i> ER 97 ECS 746	35EC	Spray	0.630	600		0	Root	0.02 ,< 0.02, < 0.02	0.02
		Interval 20 d BBCH 39		(0.105 % ai)		14	Root	ND, ND, < 0.02,	< 0.02
						<u>28</u>	Root	ND, ND, < 0.02	< 0.02
Italy1997 <i>Adige</i> ER 97 ECS 746	35EC	Spray	0.630	600	2	0	Root	0.02, < 0.02, 0.03	0.05
		Interval 20 d BBCH 39		(0.105 % ai)		14	Root	< 0.02, < 0.02, 0.03	0.03
						<u>28</u>	Root	ND, ND, < 0.02	< 0.02
Italy1997 <i>Monodoro</i> ER 97 ECS 746	35EC	Spray	0.630	600	2	0	Root	< 0.02, < 0.02, < 0.02	< 0.02
		Interval 20 d BBCH 39		(0.105 % ai)		14	Root	ND, < 0.02, < 0.02	< 0.02
						<u>28</u>	Root	ND, ND, 0.02	0.02
Italy1997 <i>Formula</i> ER 97 ECS 746	35EC	Spray	0.630	600	2	0	Root	< 0.02, < 0.02, 0.02	0.02
		Interval 20 d BBCH 39,49		(0.105 % ai)		14	Root	ND, < 0.02, 0.04	0.04
						<u>28</u>	Root	ND, ND, 0.03	0.03

SUGARBEET	Application					PHI (Days)	Sample analysed	Residues of alpha, beta endosulfan, Endosulfan sulfate, mg/kg	Total Residues, mg/kg
	Country, Year of trial Variety	Form.	Method	kg ai/ha/ applic'n	L/ha				
Italy1997 <i>Rizor</i> <i>ER 97 ECS 746</i>	35EC	Spray	0.630	600 (0.105 % ai)	2	0	Root	< 0.02, ND, < 0.02	< 0.02
		Interval 20 d				14	Root	ND, ND, 0.02	0.02
		BBCH 39,49				28	Root	ND, ND, < 0.02	< 0.02

Table 74. Endosulfan residues in celery from supervised trials in USA and Australia.

CELERY	Application					PHI Days	Sample analysed	Residues of alpha, beta endosulfan, Endosulfan sulfate, mg/kg	Total Residues mg/kg
	Country, Year of trial Variety, report	Form	Method	Rate kg ai/ha/ applic'n	Water volume L/ha				
USA 1997/8 MI <i>BJ-97R-02</i>	3EC* 50WP	(backpack).	1.12	271,280.5 (0.414% ai)	1	14	Celery	0.83, 0.37, 0.26	1.46
		(backpack).	1.12		1	14	Celery	0.83, 0.31, 0.27	1.41
USA1997/8 CA <i>Pacifica</i> <i>BJ-97R-02</i>	3EC* 50WP	Spray	1	19 20 (0.6% ai)	1	14	Celery	1.09, 0.79, 0.46,	2.34
		(backpack).	1		1	14	Celery	1.28, 1.44, 1.00	3.72
USA 1997/8 CA <i>TA Special #1</i> <i>BJ-97R-02</i>	3EC* 50WP	Spray	1	30 30 (0.414% ai)	1	14	Celery	0.35, 0.24, 0.15	0.74
		(backpack).	1		1	14	Celery	0.17, 0.29, 0.09	0.55
USA1997/8 CA <i>Conquistador</i> <i>BJ-97R-02</i>	3EC* 50WP	Spray	1	31 30 (0.414% ai)	1	14	Celery	0.32, 0.26, 0.14	0.72
		(backpack).	1		1	14	Celery	0.38, 0.73, 0.17	1.28
USA 1997/8 CA <i>Conquistador</i> <i>BJ-97R-02</i>	3EC* 50WP	Spray	1.12	271 290 (0.414% ai)	1	14	Celery	1.20, 0.83, 0.40	2.43
		(backpack).	1.12		1	14	Celery	1.56, 1.52, 0.39	3.47
USA 1995 CA <i>Matador</i> <i>U022/R141C</i>	3EC* 50WP	Spray	1.12	649 648 (0.17% ai)	1	<u>4</u>	Celery	1.19, 1.15, 0.13	<u>2.47</u>
		(directed)	1.12		1	<u>4</u>	Celery	1.41, 1.37, 0.15	<u>2.93</u>
USA 1995 CA <i>T&A Special #1</i> <i>U022/R141C</i>	3EC* 50WP	Spray	1.12	635 646 (0.174% ai)	1	<u>4</u>	Celery	1.61, 1.19, 0.34	<u>3.14</u>
		(directed)	1.12		1	<u>4</u>	Celery	1.36, 1.47, 0.24	<u>3.07</u>
USA 1995 CA <i>TA Special #1</i> <i>U022/R141C</i>	3EC* 50WP	Spray	1.12	650 663 (0.17% ai)	1	<u>4</u>	Celery	0.87, 1.49, 0.24	<u>2.60</u>
		(directed)	1.12		1	<u>4</u>	Celery	1.61, 2.0, 0.14	<u>3.75</u>
USA 1995 MI <i>Florida 683K</i> <i>U022/R141C</i>	3EC* 50WP	Spray	1.12	220.7 220.7 (0.51% ai)	1	<u>4</u>	Celery	0.77, 0.75, 0.23	<u>1.75</u>
		broadcast	1.12		1	<u>4</u>	Celery	1.24, 1.14, 0.23	<u>2.61</u>
USA 1995 FL <i>1622</i> <i>U022/R141C</i>	3EC* 50WP	Spray	1.12	416 416 (0.27% ai)	1	<u>4</u>	Celery	0.46, 0.29, 0.25	<u>1.00</u>
		broadcast	1.12		1	<u>4</u>	Celery	0.63, 0.47, 0.26	<u>1.36</u>
USA 1995 CA <i>Conquistador</i> <i>U022/R141C</i>	3EC* 50WP	Spray	1.12	909 942 (0.12% ai)	1	<u>4</u>	Celery	1.89, 1.77, 0.39	<u>4.05</u>
		broadcast	1.12		1	<u>4</u>	Celery	2.32, 2.14, 0.55	<u>5.01</u>
USA 1965 CA <i>F-M 96</i> <i>R-90</i>	2EC	Spray	1.12		3	0	Celery		17.8-17.9
						7	Celery	2.0-2.6	
						14	Celery	0.83-1.09	
						21	Celery	0.53-0.58	
USA 1965 CA <i>F-M 96</i> <i>R-908</i>	2EC	Spray (2 qt/40 gal)	1.12		3	0	Celery		11.2-13.9
						7	Celery	1.72-1.77	
						14	Celery	1.08-1.27	
						21	Celery	0.79-0.96	
USA 1965 CA <i>F-M 96</i> <i>R-908</i>	2EC	Spray (2 qt/40 gal)	1.12		3	0	Celery		13.5-17.7
						7	Celery	3.3-3.5	
						14	Celery	0.85-1.17	
						21	Celery	0.60-0.72	
						28	Celery	0.47-0.51	

CELERY Country, Year of trial Variety, report	Application					PHI Days	Sample analysed	Residues of alpha, beta endosulfan, Endosulfan sulfate, mg/kg	Total Residues mg/kg
	Form	Method	Rate kg ai/ha/ applic'n	Water volume L/ha	No.				
Australia 2000 Toowoomba American stringless N° 1/10/535	EC	spray	0.232	350	3	0	Celery	2.5, 1.5, 0.22	4.20
						3	Celery	0.58, 0.39, 0.25	1.20
						7	Celery	0.31, 0.16, 0.12	0.59
						10	Celery	0.56, 0.29, 0.26	1.10
Australia 2000 Toowoomba American stringless N° 1/10/535	EC	spray	0.707	575	3	7	Celery	1.1, 0.63, 0.48	2.20
						10	Celery	1.6, 0.85, 0.58	3.0
						7	Celery co	0.054, 0.024, 0.045	0.12
						10	Celery co	0.064, 0.029, 0.058	0.15
Australia 2000 Cranbourne Summit N° 1/10/535	EC	spray	0.465	700		0	Celery	0.18, 0.12, 0.053	0.36
						3	Celery	0.16, 0.13, 0.068	0.36
						7	Celery	0.12, 0.076, 0.062	0.26
						10	Celery	0.14, 0.09, 0.062	0.29
Australia 2000 Cranbourne Summit N° 1/10/535	EC	spray	0.865	700		7	Celery	0.71, 0.43, 0.15	1.30
						10	Celery	0.34, 0.20, 0.081	0.62
						7	Celery co	< 0.005, < 0.005, < 0.005	0.015
						10	Celery co	0.006, 0.013, < 0.005	0.019

Table 75. Endosulfan residues in rhubarb from supervised trials in Australia.

RHUBARB Country, Year of trial Variety Report	Application					PHI days	Sample analysed	Residues of alpha, beta endosulfan, Endosulfan sulfate, mg/kg	Total Residues, mg/kg
	Form.	Method	Rate g ai/hL/	Water volume L/ha	No.				
Australia 2000 Hamton Sydney crimson N° 1/10/558	EC	spray	70	185	2	0	rhubarb	0.015, 0.29, 0.26	0.57
						3	rhubarb	0.016, 0.061, 0.013	0.09
						7	rhubarb	0.012, 0.036, 0.011	0.059
						10	rhubarb	0.017, 0.042, 0.02	0.079
Australia 2000 Hamton Sydney crimson N° 1/10/558	EC	spray	140	185	2	7	rhubarb	0.026, 0.10, 0.039	0.16
						10	rhubarb	0.015, 0.06, 0.028	0.10
						7	rhubarb cc	< 0.005, < 0.005, < 0.005	< 0.005
						10	rhubarb cc	< 0.005, < 0.005, < 0.005	< 0.015
Australia 2000 Mt Tambourine Big red N° 1/10/558	EC	spray	70	334	2	0	rhubarb	2.10, 1.50, 0.094	3.70
						3	rhubarb	0.41, 0.33, 0.065	0.80
						7	rhubarb	0.098, 0.17, 0.072	0.34
						10	rhubarb	0.056, 0.087, 0.053	0.20
Australia 2000 Mt Tambourine Big red N° 1/10/558	EC	spray	140	334	2	7	rhubarb	0.19, 0.034, 0.20	0.73
						10	rhubarb	0.063, 0.12, 0.063	0.25
						7	rhubarb cc	< 0.005, < 0.005, < 0.005	< 0.005
						10	rhubarb cc	< 0.005, < 0.005, < 0.005	< 0.005

Table 76. Endosulfan residues in hazelnuts from supervised trials in Italy.

HAZELNUT Country, Year of trial Variety	Application					PHI days	Sample analysed	Residues of alpha, beta endosulfan, Endosulfan sulfate, mg/kg	Total Residues, mg/kg
	Form	Method	Rate kg ai/ha/ applic'n	Water volume L/ha	No.				
Italy 1999 <i>Gentile Tonda Romana</i> 99335/11- FPHN	33EC	Spray (backpack) Interval 14d BBCH 81, 81	0.796	<u>992</u> (0.08 % ai)	<u>2</u>	0	Nutmeat	ND, ND, ND	< 0.02
						7	Nutmeat	ND, ND, ND	< 0.02
						14	Nutmeat	ND, ND, ND	< 0.02
						<u>21</u>	Nutmeat	ND, ND, ND	<u>< 0.02</u>
						<u>28</u>	Nutmeat	ND, ND, ND	<u>< 0.02</u>
Italy 1999 <i>Gentile Tonda Romana</i> 99335/11- FPHN	33EC	Spray (backpack)	0.796	<u>991</u> (0.08 % ai)	<u>2</u>	0	Nutmeat	ND, ND, ND	< 0.02
						7	Nutmeat	ND, ND, ND	< 0.02
						14	Nutmeat	ND, ND, ND	< 0.02
						<u>21</u>	Nutmeat	ND, ND, ND	<u>< 0.02</u>
						<u>28</u>	Nutmeat	ND, ND, ND	<u>< 0.02</u>
Italy 1998 <i>Gentile Tonda Romana</i> 98059/11- FPHN	33EC		0.288	<u>1000</u> (0.028 % ai)	2	0	Nutmeat	ND, ND, ND	< 0.02
						7	Nutmeat	ND, ND, ND	< 0.02
						<u>14</u>	Nutmeat	ND, ND, ND	<u>< 0.02</u>
						21	Nutmeat	ND, ND, ND	< 0.02
						28	Nutmeat	ND, ND, ND	< 0.02
Italy 1998 <i>Gentile Tonda Romana</i> 98059/11- FPHN	33EC		0.2688	<u>1000</u> (0.028 % ai)	2	0	Nutmeat	ND, ND, ND	< 0.02
						7	Nutmeat	ND, ND, ND	< 0.02
						<u>14</u>	Nutmeat	ND, ND, ND	<u>< 0.02</u>
						21	Nutmeat	ND, ND, ND	< 0.02
						28	Nutmeat	ND, ND, ND	< 0.02

Table 77. Endosulfan residues in macadamia from supervised trials in Australia.

MACADAMIA Country, Year of trial Variety Report	Application					PHI days	Sample analysed	Residues of alpha, beta endosulfan, Endosulfan sulfate, mg/kg	Total Residues, mg/kg
	Form	Method	g ai/hL	L/ha	No.				
Australia 2001 Dorrroughby 334 N° 1/10/532	EC	spray	52.5	1400	3	0		< 0.005, < 0.005, < 0.005	< 0.005
						1		< 0.005, < 0.005, < 0.005	< 0.005
						2		< 0.005, < 0.005, < 0.005	<u>< 0.005</u>
						4		< 0.005, < 0.005, < 0.005	< 0.005
Australia 2001 Dorrroughby 334 N° 1/10/532	EC	spray	105	1400	3	0		< 0.005, < 0.005, < 0.005	< 0.005
						1		< 0.005, < 0.005, < 0.005	< 0.005
						2		< 0.005, < 0.005, < 0.005	< 0.005
						4		< 0.005, < 0.005, < 0.005	< 0.005
Australia 2001 Tolga 344 N° 1/10/532	EC	spray	52.5	1250	3	0		< 0.005, < 0.005, < 0.005	< 0.005
						1		< 0.005, < 0.005, < 0.005	< 0.005
						2		< 0.005, < 0.005, < 0.005	<u>< 0.005</u>
						4		< 0.005, < 0.005, < 0.005	< 0.005
Australia 2001 Glasshouse Mtns 344/711 N° 1/10/532	EC	spray	52.5	1400	3	0		< 0.005, < 0.005, < 0.005	< 0.005
						1		< 0.005, < 0.005, < 0.005	< 0.005
						2		< 0.005, < 0.005, < 0.005	<u>< 0.005</u>
						4		< 0.005, < 0.005, < 0.005	< 0.005

Table 78. Endosulfan residues in cotton from supervised trials in Spain and Greece.

COTTON Country, Year of trial <i>Variety, report</i>	Application					PHI days	Sample analysed	Residues of alpha, beta endosulfan, Endosulfan sulfate, mg/kg	Total Residues mg/kg
	Form.	Method	kg ai/ha / applic'n	L/ha	No.				
Spain 2002 <i>tabladilla</i> 02 R 172	CS	spray	0.840	550 0.15%	3	0	Bolls	0.65, 0.56, 0.02	1.23
						20	seeds	0.07, 0.09, 0.08	<u>0.24</u>
Spain 2002 <i>Roca</i> 02 R 172	CS	spray	0.840	550 0.15%	3	0	Bolls	0.53, 0.46, < 0.02	0.99
						20	seeds	< 0.02, < 0.02, < 0.02	<u>< 0.02</u>
Greece 2002 <i>Sig 125</i> 02 R 172	CS	spray	0.840	600 0.14%	3	0	Bolls	0.93, 0.77, 0.09	1.79
						28	seeds	< 0.02, 0.03, < 0.02	0.03
Greece 2002 <i>Sig 125</i> 02 R 172	CS	spray	0.840	600 0.14%	3	0	Bolls	0.34, 0.35, 0.13	0.82
						28	seeds	< 0.02, < 0.02, < 0.02	< 0.02
Spain 2002 <i>tabladilla</i> 02 R 170	33 EC	spray	0.84	550 0.15%	3	0	Bolls	0.17, 0.29, 0.04	0.50
						20	seeds	< 0.02, 0.02, 0.04	<u>0.06</u>
Spain 2002 <i>Roca</i> 02 R 170	33 EC	spray	0.84	550 0.15%	3	0	Bolls	0.50, 0.52, 0.04	1.06
						20	seeds	< 0.02, < 0.02, < 0.02	<u>< 0.02</u>
Greece 2002 <i>Sig 125</i> 02 R 170	33 EC	spray	0.84	600 0.14%	3	0	Bolls	0.94, 1.30, 0.28	2.52
						28	seeds	< 0.02, < 0.02, 0.04	0.04
Greece 2002 <i>Sig 125</i> 02 R 170	33 EC	spray	0.84	600 0.14%	3	0	Bolls	0.12, 0.19, 0.11	0.42
						28	seeds	< 0.02, < 0.02, < 0.02	< 0.02
Greece 2002 <i>Midas</i> 02 R 170	33 EC	spray	0.84	600 0.14%	3	0	Bolls	1.40, 1.80, 0.21	3.41
						28	seeds	< 0.02, < 0.02, < 0.02	< 0.02
Spain 2001 <i>Sonia</i> 02 R 170	CS	spray	0.84	1000 0.084%	3	0	Bolls	0.46, 0.36, 0.15	0.97
						7	Bolls	0.10, 0.08, 0.04	0.22
						14	Bolls	0.05, 0.04, 0.03	0.12
						21	Seeds	< 0.02, < 0.02, < 0.02	<u>< 0.02</u>
Spain 2001 <i>Sonia</i> 01 R 170	33 EC	spray	0.84	1000 0.084%	3	0	Bolls	0.18, 0.15, < 0.02	0.33
						7	Bolls	< 0.02, 0.03, 0.06	0.11
						14	Bolls	< 0.02, < 0.02, < 0.02	< 0.02
						14	Seeds	< 0.02, < 0.02, < 0.02	< 0.02
Spain 2001 <i>Sonia</i> 01 R 170	CS	spray	0.84	1000 0.084%	3	0	Bolls	0.67, 0.40, 0.02	1.09
						7	Bolls	0.34, 0.16, 0.07	0.57
						14	Bolls	0.09, 0.07, 0.03	0.19
						14	Seeds	< 0.02, < 0.02, < 0.02	< 0.02
Spain 2001 01 R 170	33 EC	spray	0.84	1000 0.084%	3	0	Bolls	1.10, 0.69, 0.16	1.95
						7	Bolls	0.05, 0.03, 0.17	0.25
						14	Bolls	0.04, 0.12, 0.27	0.43
						14	Seeds	< 0.02, < 0.02, < 0.02	< 0.02
Spain 2001 <i>bravada</i> 01 R 170	CS	spray	0.84	1000 0.084%	3	0	Bolls	0.89, 0.52, 0.40	1.81
						7	Bolls	0.33, 0.36, 0.17	0.86
						14	Bolls	0.25, 0.26, 0.17	0.68
						14	Seeds	< 0.02, < 0.02, < 0.02	< 0.02

COTTON Country, Year of trial <i>Variety, report</i>	Application					PHI days	Sample analysed	Residues of alpha, beta endosulfan, Endosulfan sulfate, mg/kg	Total Residues mg/kg
	Form.	Method	kg ai/ha / applic'n	L/ha	No.				
Spain 2001 01 R 170	CS	spray	0.49	1000 0.05%	3	0 7 14 <u>14</u>	Bolls Bolls Bolls Seeds	0.54, 0.28, 0.04 0.08, 0.07, 0.04 0.10, 0.10, 0.06 < 0.02, < 0.02, < 0.02	0.86 0.19 0.26 < 0.02
Greece 2001 01 R 170	33 EC	spray	0.84	600 0.14%	3	0 7 14 14	Bolls Bolls Bolls Seeds	0.14, 0.10, < 0.02 < 0.02, 0.06, 0.05 < 0.02, 0.02, < 0.02 < 0.02, < 0.02, < 0.02	0.26 0.13 0.02 < 0.02
Greece 2001 <i>SG 125</i> 01 R 170	CS	spray	0.84	600 0.14%	3	0 7 14 14	Bolls Bolls Bolls Seeds	< 0.02, < 0.02, < 0.02 0.15, 0.18, 0.06 0.10, 0.11, 0.02 0.04, 0.04, 0.03	< 0.02 0.39 0.23 0.11
Greece 2001 <i>SG 125</i> 01 R 170	CS	spray	0.49	600 0.08%	3	0 7 14 <u>14</u>	Bolls Bolls Bolls Seeds	0.05, 0.03, < 0.02 1.40, 0.75, < 0.02 1.00, 0.49, < 0.02 0.07, 0.06, < 0.02	0.08 2.15 1.49 0.13
Greece 2001 <i>SG 125</i> 01 R 170	CS	spray	0.84	600 0.14%	3	0 7 14 14	Bolls Bolls Bolls Seeds	0.12, 0.11, < 0.02 2.20, 1.20, < 0.02 2.3, 1.10, 0.04 0.29, 0.20, < 0.02	0.23 3.40 3.44 0.49
Australia 1974 <i>Delta pine</i> PSR 99/011	35 EC	spray	0.74	10-20 3.7-7.4%	13	44	Seeds		<u>< 0.02</u>
Australia 1974 <i>Delta pine</i> PSR 99/011	35 EC	spray	0.74	11 6.73%	15	25	Seeds		0.035
Spain 1992 <i>Crema 111</i> PSR 99/011	35EC	spray	0.63	600 0.105%	1	0 3 7 <u>15</u>	Seeds Seeds Seeds Seeds		2.99 0.78 0.27 0.05
Spain 1992 <i>Stoneville 506</i> PSR 99/011	35EC	spray	0.63	600 0.105%	1	0 3 7 <u>15</u>	Seeds Seeds Seeds Seeds		2.96 0.35 0.30 0.05
Spain 1992 <i>Crema 111</i> PSR 99/011	35EC	spray	1.00	956 0.105%	1	0 3 7 15	Seeds Seeds Seeds Seeds		0.91 0.20 0.17 0.02
Spain 1992 <i>Cocker 310</i> PSR 99/011	35EC	spray	1.00	956 0.105%	1	0 3 7 14	Seeds Seeds Seeds Seeds		0.86 0.22 0.22 0.25
Spain 1992 <i>Stoneville</i> PSR 99/011	35EC	spray	1.00	950 0.105%	1	0 3 7 14	Seeds Seeds Seeds Seeds		0.79 0.62 0.25 0.03
Spain 1992 <i>Crema 111</i> PSR 99/011	35EC	spray	1.00	950 0.105%	1	0 3 7 14	Seeds Seeds Seeds Seeds		0.68 0.10 0.10 0.12
Spain 1992 <i>Max 9</i> PSR 99/011	35EC	spray	1.11	1058 0.105%	1	0 3 7 14	Seeds Seeds Seeds Seeds		1.39 0.24 0.11 0.07
Spain 1992 <i>Cocker 310</i> PSR 99/011	35EC	spray	1.11	1058 0.105%	1	0 3 7 14	Seeds Seeds Seeds Seeds		1.83 0.40 0.11 0.10

COCOA	Application					PHI days	Sample analysed	Residues of alpha, beta endosulfan, Endosulfan sulfate, mg/kg	Total Residues mg/kg
	Country, Year of trial <i>Variety</i>	Form	Method	kg ai/ha / applic'n	L/ha				
Ghana Tafo 2002 Hybrids 20013056/ AF1-FPCC	500EC	Spray BBCH 67-84 and 66-86 (40 d and 13 d before harvest)	0.254 0.255,	61, 61 (0.79, 0.78%		0 6/13 13 13/20 20/27 20/27 27	Beans Beans Ferm.beans Dry beans Beans Ferm.beans Dry beans	< 0.01, < 0.01, ND ND, ND, ND ND, ND, ND ND, ND, < 0.01 ND, ND, ND ND, ND, < 0.01 ND, ND, 0.02	< 0.01 <u>< 0.01</u> < 0.01 < 0.01 <u>< 0.01</u> < 0.01 <u>0.02</u>
Ghana Bososo 2002 Several hybrids 20013056/ AF1-FPCC	CS*	Spray BBCH 67-76 and 66-85 (42 d and 14d before harvest)	0.250, 0.243	60, 58 (1.24, 1.25% v/v)	2	0 7 14/21 14/21 14/21 27 27 27	Beans Beans Beans Ferm.beans Dry beans Beans Ferm.beans Dry beans	< 0.01, < 0.01, ND < 0.01, ND, ND ND, ND, ND < 0.01, ND, < 0.01 ND, ND, < 0.01 ND, ND, ND < 0.01, ND, < 0.01 ND, ND, < 0.01	< 0.01 <u>< 0.01</u> < 0.01 < 0.01 < 0.01 < 0.01 < 0.01 < 0.01
Ghana Bososo 2002 <i>Several hybrids</i> 20013056/ AF1-FPCC	500EC	Spray BBCH 67-76 and 66-85 (42 d and 14d before harvest)	0.247, 0.272	59, 65 (0.79%, v/v)	2	0/7/14 14/21 14/21 21/27 27 27	Beans Ferm.beans Dry beans Beans Ferm.beans Dry beans	ND, ND, ND ND, ND, < 0.01 ND, ND, < 0.01 ND, ND, ND ND, ND, 0.01 ND, ND, 0.01	<u>< 0.01</u> < 0.01 < 0.01 <u>< 0.01</u> 0.01 <u>0.01</u>
Ivory Coast Yakassé Mé 2001 <i>Criollo</i> <i>Forasteiro</i> 20013056/ ICI-FPCC	CS*	Spray BBCH 59-73 and 73-89 (41 d and 14d before harvest)	0.256, 0.262	60, 62 (1.24, 1.25% v/v)	2	0 0 2 7 14 14 14	Beans Ferm.bean Beans Beans Beans Ferm.bean Dry beans	< 0.01, < 0.01, ND ND, ND, < 0.01 0.02, < 0.01, ND 0.02, 0.01, ND < 0.01, ND, < 0.01 < 0.01, < 0.01, < 0.01 ND, ND, < 0.01	< 0.01 < 0.01 0.02 <u>0.03</u> < 0.01 < 0.01 < 0.01
Ivory Coast Yakassé Mé 2001 <i>Criollo /</i> <i>Forasteiro</i> 20013056/ ICI-FPCC	500EC	Spray BBCH 59-73 and 73-89 (41 d and 14d before harvest)	0.279, 0.27	63, 63 (0.84, 0.83% v/v)	2	0 0 2 7/14 14 14	Beans Ferm.bean Beans Beans Ferm.bean Dry beans	< 0.01, < 0.01, < 0.01 ND, ND, ND ND, < 0.01, ND ND, ND, ND ND, ND, < 0.01 ND, ND, < 0.01	< 0.01 < 0.01 <u>< 0.01</u> < 0.01 < 0.01 < 0.01
Ivory Coast Akoupe 2001 <i>Frances</i> 20013056/ ICI-FPCC	CS*	Spray BBCH 61-73 and 76-89 (39 d and 14d before harvest)	0.25, 0.25	58, 64 (1.26% v/v)	2	0/14 0 3 7 14 14	Beans Ferm.bean Beans Beans Ferm.bean Dry beans	ND, ND, ND ND, ND, ND 0.03, 0.02, ND 0.03, 0.03, ND < 0.01, < 0.01, ND ND, < 0.01, < 0.01	< 0.01 < 0.01 0.05 <u>0.06</u> < 0.01 < 0.01
Ivory Coast Akoupe 2001 <i>Frances</i> 20013056/ ICI-FPCC	500EC	Spray BBCH 61-73 and 76-89 (39 d and 14d before harvest)	0.26, 0.26	58, 61 (0.83% v/v)	2	0 0 3/14 7 14 14	Beans Ferm.bean Beans Beans Ferm.bean Dry beans	< 0.01, < 0.01, ND ND, < 0.01, < 0.01 ND, ND, ND < 0.01, < 0.01, ND ND, ND, < 0.01 ND, ND, < 0.01	< 0.01 < 0.01 <u>< 0.01</u> < 0.01 < 0.01 < 0.01

COCOA		Application				PHI days	Sample analysed	Residues of alpha, beta endosulfan, Endosulfan sulfate, mg/kg	Total Residues mg/kg
Country, Year of trial <i>Variety</i>	Form	Method	kg ai/ha / applic'n	L/ha	No.				
Ivory Coast Monteso 2001 <i>Ghana</i> 20013056/ ICI-FPCC	CS*	Spray, BBCH 61-74 and 73-89 (40 d and 14d before harvest)	<u>0.24</u> , <u>0.26</u>	56, 61 (1.27% v/v)	2	0 0 <u>3</u> 7 14 14 14	Beans Ferm.bean Beans Beans Beans Ferm.bean Dry beans	0.01, 0.01, ND ND, ND, ND 0.02, 0.01, ND < 0.01, < 0.01, ND ND, ND, ND < 0.01, < 0.01, < 0.01 ND, ND, ND	0.02 < 0.01 <u>0.03</u> < 0.01 < 0.01 < 0.01 < 0.01
Ivory Coast Monteso 2001 <i>Ghana</i> 20013056/ ICI-FPCC	500EC	Spray BBCH 61-74 and 73-89 (40 d and 14d before harvest)	<u>0.25</u> , <u>0.28</u>	57, 63 (0.83% v/v)	2	0 0/14 <u>3</u> 7/14 14	Beans Ferm.bean Beans Beans Dry beans	ND, < 0.01, ND ND, ND, ND ND, < 0.01, ND ND, ND, ND ND, ND, ND	< 0.01 < 0.01 <u>< 0.01</u> < 0.01 < 0.01
Ivory Coast Akoupe 2001 <i>Ghana</i> 20013056/ ICI-FPCC	CS*	Spray, BBCH 61-74 and 76-89 (40 d and 14d before harvest)	<u>0.24</u> , <u>0.25</u>	57, 58 (1.26% v/v)	2	0 0 3/14 7 14 14	Beans Ferm.bean Beans Beans Ferm.bean Dry beans	ND, ND, < 0.01 ND, ND, < 0.01 ND, ND, ND 0.01, < 0.01, ND ND, ND, ND ND, ND, ND	< 0.01 < 0.01 < 0.01 <u>0.01</u> < 0.01 < 0.01
Ivory Coast Akoupe 2001 <i>Ghana</i> 20013056/ ICI-FPCC	500EC	Spray BBCH 61-74 and 76-89 (40 d and 14d before harvest)	<u>0.25</u> , <u>0.26</u>	57, 59 (0.83% v/v)	2	0 0/14 <u>3/14</u> 7 14	Beans Ferm.bean Beans Beans Dry beans	ND, < 0.01, ND ND, ND, ND ND, ND, ND ND, < 0.01, ND ND, ND, ND	< 0.01 < 0.01 <u>< 0.01</u> < 0.01 < 0.01
Ivory Coast 1983 <i>PSR94/034</i> (A28024)	50EC	Foliar Spray Interval 21 d	0.25	40 (0.625%)	2	<u>28</u>	Seed	< 0.01, < 0.01, < 0.01	< 0.01
Ivory Coast 1983 Bingerville (A28025)	50EC	Foliar Spray Interval 21 d	0.25	40 (0.625%)	2	10	Seed	< 0.01, < 0.01, 0.01	0.01
Ivory Coast 1983 Bingerville	50EC	Foliar Spray (A28026)	0.25	40 (0.625%)	2	<u>2</u>	Seed	< 0.01, 0.05, 0.03	<u>0.08</u>

Table 80. Endosulfan residues in coffee from supervised trials in Brazil, Columbia, Guatemala and Mexico.

COFFEE		Application				PHI days	Sample analysed	Residues of alpha, beta endosulfan, Endosulfan sulfate, mg/kg	Total Residues mg/kg
Country, Year of trial <i>Variety, report</i>	Form	Method	kg ai/ha / applic'n	L/ha	No.				
Brazil 1994 <i>Catuai</i> AA930040	35EC	Spray, ~ 90, 60, 30 days before harvest.	0.70	500 (0.14% ai)	3	32	Green bean	< 0.01, < 0.01, 0.01	<u>0.01</u>
Brazil 1994 <i>Catuai</i> AA930040	35EC		0.70	(0.14% ai)	3	<u>33</u>	Green bean	< 0.01, 0.02, 0.02 0.02, 0.04, 0.05 mean	0.04 0.11 <u>0.08</u>
Brazil 1994 <i>Catuai</i> AA930040	35EC		0.70	(0.14% ai)	3	<u>33</u>	Green bean	0.02, 0.04, 0.03 0.01, 0.02, 0.01 mean	0.09 0.04 <u>0.06</u>

COFFEE Country, Year of trial Variety, report	Application					PHI days	Sample analysed	Residues of alpha, beta endosulfan, Endosulfan sulfate, mg/kg	Total Residues mg/kg
	Form	Method	kg ai/ha/ applic'n	L/ha	No.				
Brazil 1994 Catuai AA930040	35EC	Spray Interval 30 d	2.10	(0.42% ai)	3	33	Green bean Ground roast coffee Instant coffee	0.04, 0.08, 0.04 < 0.01, < 0.01, < 0.01	0.16 < 0.01 < 0.01
Colombia1994 Colombia AA930040	35EC		0.70	(0.14% ai)	3	<u>30</u>	Green bean	< 0.01,< 0.01,< 0.01	<u>< 0.01</u>
Colombia1994 Colombia AA930040	35EC		0.70	(0.14% ai)	3	<u>30</u>	Green bean	< 0.01,< 0.01,< 0.01	<u>< 0.01</u>
Colombia1994 Colombia AA930040	35EC		0.70	(0.14% ai)	3	<u>30</u>	Green bean	< 0.01,< 0.01,< 0.01	<u>< 0.01</u>
Colombia1994 AA930040	35EC	Spray Interval 30 d	2.10	(0.42% ai)	3	33	Green bean roast coffee Inst. coffee	< 0.01,< 0.01,< 0.01 < 0.01,< 0.01,< 0.01 < 0.01,< 0.01,< 0.01	< 0.01 < 0.01 < 0.01
Guatemala1994 Catimor AA930040	35EC		0.70	(0.14% ai)	3	<u>32</u>	Green bean	0.02,0.01,0.04 0.04,0.02,0.04 <u>mean</u>	0.07 0.10 <u>0.09</u>
Guatemala 1994 Caturra AA930040	35EC		0.70	(0.14% ai)	3	<u>32</u>	Green bean	< 0.01,< 0.01,0.02 < 0.01,< 0.01,0.03 <u>mean</u>	0.02 0.03 <u>0.03</u>
Mexico 1994 Veracruz Catimor AA930040	35EC		0.70	(0.14% ai)	3	<u>31</u>	Green bean	< 0.01,< 0.01,0.02 < 0.01,< 0.01,0.02 <u>mean</u>	0.02 0.02 <u>0.02</u>
Mexico 1994 Veracruz Tipica AA930040	35EC		0.70	(0.14% ai)	3	<u>31</u>	Green bean	< 0.01,< 0.01,0.02 < 0.01,< 0.01,0.02 <u>mean</u>	0.02 0.02 <u>0.02</u>

Table 81. Endosulfan residues in tea from supervised trials in India.

TEA Country, Year of trial Variety	Application					PHI days	Sample analysed	Total Residues, mg/kg
	Form	Method	kg ai/ha / applic'n	L/ha	No.			
India 1971 Cinchona (elev. 3000ft Above MSL) (A31719) PSR94/028	35EC	Spray	0.88	350 (0.250 % ai)	3	1	Dried green tea	6.0-18.2
						7	Dried green tea	2.1-4.8
						15	Dried green tea	0.7-1.2
						1	Proc. Black tea	8.4-29.6
						7	Proc. Black tea	16.3-35.0
						15	Proc. Black tea	2.4-11.4
						1	Tea infusion from green tea	0.013
						7	Tea infusion from green tea	0.016
						15	Tea infusion from green tea	0.006-0.007
1	Tea infusion from black tea	0.014						
India 1971 Akkamalai (elev. 5000ft Above MSL) (A31719) PSR94/028	35EC	Spray	0.44	350 (0.125 % ai)	3	1	Dried green tea	6.2-37.5
						7	Dried green tea	16.2-24.1
						15	Dried green tea	2.5-4.0
						1	Proc. Black tea	15.0-36.4
						7	Proc. Black tea	4.0-12.7
						15	Proc. Black tea	2.7-3.3
						1	Tea infusion from green tea	0.027
						1	Tea infusion from green tea	0.041
						1	Tea infusion from black tea	0.086

TEA Country, Year of trial Variety	Application					PHI days	Sample analysed	Total Residues, mg/kg
	Form	Method	kg ai/ha / applic'n	L/ha	No.			
India 1971 Akkamalai (elev. 5000ft Above MSL) (A31719) PSR94/028	35EC	Spray	0.88	350 (0.250 % ai)	3	1	Dried green tea	14.4-49.7
						7	Dried green tea	3.9-13.6
						15	Dried green tea	1.9-5.3
						1	Proc. Black tea	31.1-84.0
						7		6.8-14.8
						15		3.2-9.9
						1	Tea infusion from green tea	0.101
						1	Tea infusion from green tea	0.062
						1	Tea infusion from black tea	0.107
India 1970 Tocklai Exptl Sta (A31718) PSR94/028	35EC	Spray	0.88	100 (0.875 % ai)	3	1	Dry tea	19.7-25.6
						2	Dry tea	15.4-18.1
						4	Dry tea	4.9-8.4
						7	Dry tea	2.3-4.2
						1	Tea infusion	0.028-0.030
						2	Tea infusion	0.014-0.017
						4	Tea infusion	0.003-0.007
						7	Tea infusion	0.001-0.002
						India 1970 Tocklai Exptl Sta (A31718) PSR94/028	35EC	Spray
2	Dry tea	22.9-42.7						
4	Dry tea	6.3-9.0						
7	Dry tea	2.1-2.3						
1	Tea infusion	0.097-0.158						
2	Tea infusion	0.026-0.032						
4	Tea infusion	0.008-0.016						
7	Tea infusion	0.001-0.002						
India 1971 Cinchona (elev. 3000ft Above MSL) (A31719) PSR94/028	35EC	Spray	0.44	350 (0.125% ai)	3			
						7	Dried green tea	1.1-5.0
						15	Dried green tea	0.7-1.2
						1	Proc. Black tea	7.8-15.6
						7	Proc. Black tea	4.5-16.1
						15	Proc. Black tea	0.8-1.6
						1	Tea infusion from green tea	0.016
						7	Tea infusion from green tea	0.006
						15	Tea infusion from green tea	0.003
1	Tea infusion from black tea	0.043						

Table 82. Endosulfan residues in sugar beet leaves and head from supervised trials in Italy.

SUGARBEET Country, Year of trial Variety	Application					PHI (Days)	Sample analysed	Residues of alpha, beta endosulfan, Endosulfan sulfate, mg/kg	Total Residues, mg/kg
	Form	Method	kg ai/ha/ applic'n	L/ha	No.				
Italy 1998 <i>Dorotea</i> ER 98 ECS746		Spray sprayer, hand) Interval 30 d BBCH39	0.630	600 (0.105% ai)	2	0	Lves+ hd	3.40, 2.50, 0.29	6.19
						27	Lves+ hd	0.02, 0.04, 0.30	0.36
Italy 1998 <i>Adige</i> ER 98 ECS 746		Spray sprayer, hand) Interval 33d BBCH39	0.630	600 (0.105% ai)	2	0	Lves+ hd	4.10, 2.70, 0.25	7.05
						26	Lves+ hd	0.11, 0.14, 0.57	0.82
Italy 1998 <i>Alesia</i> ER 98 ECS 746		Spray sprayer, hand) Interval 32d BBCH38/39	0.630	300, 600 (0.105% ai)	2	0	Lves+ hd	3.60, 2.00, 0.32	5.92
						28	Lves+ hd	< 0.02, < 0.02, 0.31	0.31

Italy 1998 <i>Monodoro</i> ER 98 ECS 746		Spray sprayer, hand) Interval 32 d BBCH 38/39	0.630	300, 600 (0.10% ai)5	2	0 <u>28</u>	Lves+ hd Lves+ hd	2.90 1.70 0.41 < 0.02, < 0.02, 0.28	5.01 0.28
Italy 1997 <i>Adige</i> ER 97 ECS 746	35EC	Spray sprayer, hand) Interval 20 d BBCH 39	0.630	600 (0.105 % ai)	2	0 14 <u>28</u>	Leaves+ hd Leaves+ hd Leaves+ hd	4.40 2.80 1.00 0.13, 0.19, 0.49 0.04, 0.09, 0.49	8.20 0.81 0.62
Italy 1997 <i>Monodoro</i> ER 97 ECS 746	35EC	Spray sprayer, hand) Interval 20 d BBCH 39	0.630	600 (0.105 % ai)	2	0 14 <u>28</u>	Leaves+ hd Leaves+ hd Leaves+ hd	4.40 2.80 0.54 0.04, 0.08, 0.57 0.02, 0.05, 0.35	7.74 0.69 0.42
Italy 1997 <i>Formula Romagna</i> ER 97 ECS 746	35EC	Spray sprayer, hand) Interval 20 d BBCH 39,49	0.630	600 (0.105 % ai)	2	0 14 <u>28</u>	Leaves+ hd Leaves+ hd Leaves+ hd	2.60 1.70 0.20 0.05, 0.11, 0.59 < 0.02, 0.03, 0.11	4.50 0.75 0.14
Italy 1997 <i>Rizor</i> ER 97 ECS 746	35EC	Spray sprayer, hand) Interval 20 d BBCH 39,49	0.630	600 (0.105 % ai)	2	0 14 <u>28</u>	Leaves+ hd Leaves+ hd Leaves+ hd	4.60 2.90 0.44 0.07, 0.14, 0.78 0.02, 0.04, 0.17	7.94 0.99 0.23
Italy 1997 <i>Bianca</i> ER 97 ECS 746	35EC	Spray sprayer, hand) Interval 20 d BBCH 39	0.630	600 (0.105 % ai)	2	0 14 <u>28</u>	Leaves+hd Leaves+hd Leaves+hd	3.40 2.30 0.39 0.13, 0.21, 0.53 0.03, 0.03, 0.40	6.09 0.87 0.46

Table 83. Endosulfan residues in forage and vines beans from supervised trials in USA.

VINE BEANS Country, Year of trial Variety	Application					PHI (Days)	Sample analysed	Residues of alpha + beta endosulfan, Endosulfan sulfate, mg/kg	Total Residues, mg/kg
	Form.	Method	kg ai/ha/ applic'n	L/ha	No.				
USA1965 NY Lima beans M-1610	50W	Interval 37, 7 d	0.56		3	11	Bean forage	2.11, 2.09	4.20
						20	Bean forage	0.97, 1.75	2.72
						32	Bean forage	1.56, 3.86	5.42
USA 1965 NY Snap beans M-1592	50WP	Spray Interval 2, 8 d	0.56		3	0	Vines	50, 2.3	52.3
						10	Vines	2.27, 1.65	3.92
						20	Vines	0.96, 3.15	4.11
						28	Vines	0.35, 0.81	1.16
						35	Vines	0.95, 0.76	1.71
						40	Vines	0.29, 0.41	0.70
USA 1965 NY M-1592	50WP	Spray Interval 2, 8 days	1.12		3	0	Vines	87.5, ND	87.5
						10	Vines	5.4, 4.31	9.71
						20	Vines	1.08, 3.95	5.03
						23	Vines	0.68, 2.31	2.99
						35	Vines	0.63, 1.54	2.17
						40	Vines	0.61, 1.53	2.14
USA 1965 NY Lima beans M-1610	50WP	Spray Interval 37, 7 d	0.56		3	0	Bean forage	40.3, 1.62	41.92
						11	Bean forage	5.80, 4.22	10.02
						20	Bean forage	3.99, 3.70	7.69
						32	Bean forage	4.72, 9.16	13.88

Table 84. Endosulfan residues in pea hay from supervised trials in Australia.

PEA HAY Country, Year of trial Variety Report	Application					PHI days	Sample analysed	Residues of alpha, beta endosulfan, Endosulfan sulfate, mg/kg	Total Residues, mg/kg
	Form.	Method	kg ai/ha/ applic'n	L/ha	No.				
Australia 2000 Lockyer Valley <i>epic</i> 1/10/557	EC	SPRAY	0.73	500	3	7 14		0.42, 1.60, 1.105 0.30, 0.81, 1.10	3.12 2.21
Australia 2000 Lockyer Valley <i>epic</i> 1/10/557	EC	SPRAY	1.46	500	3	7 14 7c		0.81, 350, 3.80 0.33, 1.10, 2.40 0.006, 0.005, < 0.005	8.11 3.83 0.011
Australia 2000 Werribee <i>melbourne market</i>	EC	SPRAY	0.73	500	3	28		0.015, 0.041, 0.066	0.122

Table 85. Endosulfan residues in cocoa shell from supervised trials in Ghana and Ivory Coast.

COCOA Country, Year of trial Variety, report	Application					PHI days	Sample analysed	Residues of alpha, beta endosulfan, Endosulfan sulfate, mg/kg	Total Residues mg/kg
	Form.	Method	kg ai/ha / applic'n	L/ha	No.				
Ghana2002 Ahensan <i>Several hybrids</i> 20013056/ C032568	CS*	Spray, BBCH 67-81 and 66-84	0.243, 0.273	58, 66 (1.25, 1.24 % v/v)	2	0 7 13 20 27	Shell Shell Shell Shell Shell	0.13, 0.07, < 0.01 0.09, 0.04, ND 0.15, 0.08, < 0.01 0.12, 0.06, < 0.01 0.07, 0.03, ND	0.20 0.13 0.23 0.18 0.10
Ghana2002 Ahensan <i>Several hybrids</i> 20013056/	500EC	Spray, BBCH 67-81 and 66-85	0.256, 0.263	62, 63 58, 66 (0.78, 0.79%)	2	0 7 13 20	Shell Shell Shell Shell	0.06, 0.06, < 0.01 ND, ND, < 0.01 < 0.01, ND, < 0.01 < 0.01, ND, < 0.01	0.12 < 0.01 < 0.01 < 0.01
Ghana2002 Fumso <i>Amazon</i> 20013056/	CS*	Spray, BBCH 67-77 and 84	0.26, 0.26	62, 62 (1.25% v/v)	2	0 7 14 20 27	Shell Shell Shell Shell Shell	0.09, 0.05, < 0.01 0.24, 0.13, < 0.01 0.11, 0.08, < 0.01 0.07, 0.03, < 0.01 0.10, 0.06, < 0.01	0.14 0.37 0.19 0.10 0.16
Ghana2002 Fumso <i>Amazon</i> 20013056/	500EC	Spray, BBCH 67-77 and 84	0.259, 0.25	62, 60 (0.79% v/v)	2	0 7 14 20	Shell Shell Shell Shell	0.04, 0.05, < 0.01 ND, ND, ND ND, < 0.01, ND ND, < 0.01, ND	0.09 < 0.01 < 0.01 < 0.01
Ghana2002 Tafo <i>Hybrids</i> 20013056/	CS*	Spray, BBCH 67-84 and 66-82	0.246, 0.256	59, 61 (1.24, 1.25% v/v)	2	0 6 13 20	Shell Shell Shell Shell	0.26, 0.15, < 0.01 0.19, 0.10, < 0.01 0.25, 0.12, 0.01 0.09, 0.04, < 0.01	0.41 0.29 0.38 0.13
Ghana2002 Tafo <i>Hybrids</i> 20013056/	500EC	Spray, BBCH 67-84 And 66-86	0.255, 0.254	61, 61 (0.79, 0.78% v/v)	2	0 6 13 20	Shell Shell Shell Shell	0.09, 0.08, ND ND, 0.01, ND ND, < 0.01, ND ND, < 0.01, ND	0.17 0.01 < 0.01 < 0.01
Ghana2002 Bososo <i>Several hybrids</i> 20013056/	CS*	Spray, BBCH 67-76 and 66-85	0.250, 0.243	60, 58 (1.24, 1.25% v/v)	2	0 7 14 21	Shell Shell Shell Shell	0.15, 0.07, ND 0.19, 0.10, < 0.01 0.06, 0.03, < 0.01 0.05, 0.03, < 0.01	0.22 0.29 0.09 0.08
Ghana Bososo 2002	500EC	Spray, BBCH 67-76 and 66-85	0.247, 0.272	59, 65 (0.79%, v/v)	2	0 7 14	Shell Shell Shell	0.05, 0.06, ND ND, ND, ND ND, ND, < 0.01	0.11 < 0.01 < 0.01

COCOA Country, Year of trial <i>Variety, report</i>	Application					PHI days	Sample analysed	Residues of alpha, beta endosulfan, Endosulfan sulfate, mg/kg	Total Residues mg/kg
	Form.	Method	kg ai/ha / applic'n	L/ha	No.				
Ivory Coast Yakassé Mé 2001 <i>Criollo /</i>	CS*	Spray, BBCH59-73 and 73-89	0.256, 0.262	60, 62 (1.24, 1.25% v/v)	2	0	Shell	0.06, 0.03, ND	0.09
						2	Shell	0.05, 0.03, ND	0.08
						7	Shell	0.03, 0.01, ND	0.04
						14	Shell	0.04, 0.01, < 0.01	0.05
Ivory Coast Yakassé Mé 2001	500EC	Spray, BBCH 59-73 and 73-89	0.279, 0.27	63, 63 (0.84, 0.83% v/v)	2	0	Shell	0.07, 0.07, 0.02	0.16
						2	Shell	ND, < 0.01, ND	< 0.01
						7	Shell	ND, < 0.01, < 0.01	< 0.01
Ivory Coast Akoupe 2001 <i>Frances</i>	CS*	Spray, BBCH 61-73 and 76-89	2x0.25, 0.26	58, 64 (1.26% v/v)	2	0	Shell	0.11, 0.07, ND	0.18
						3	Shell	0.07, 0.04, ND	0.11
						7	Shell	0.07, 0.05, < 0.01	0.12
						14	Shell	0.02, < 0.01, ND	0.02
Ivory Coast Akoupe 2001 <i>Frances</i>	500EC	Spray, BBCH 61-73 and 76-89	2x0.26, 0.28	58, 61 (0.83% v/v)	2	0	Shell	0.02, 0.02, ND	0.04
						3	Shell	ND, < 0.01, ND	< 0.01
						7	Shell	ND, < 0.01, ND	< 0.01
						14	Shell	ND, ND, ND	< 0.01
Ivory Coast Monteso 2001 <i>Ghana</i>	CS*	Spray, BBCH 61-74 and 73-89	0.24, 0.26	56, 61 (1.27% v/v)	2	0	Shell	0.04, 0.02, ND	0.06
						3	Shell	0.07, 0.04, ND	0.11
						7	Shell	0.04, 0.02, ND	0.06
						14	Shell	0.01, < 0.01, ND	0.01
Ivory Coast Monteso	500EC	Spray, BBCH 61-74	0.25, 0.28	57, 63 (0.83% v/v)	2	0	Shell	0.01, 0.01, ND	0.02
						3	Shell	ND, < 0.01, ND	< 0.01
Ivory Coast Akoupe	CS*	Spray, BBCH 61-74	0.24, 0.25	57, 58 (1.26% v/v)	2	0	Shell	0.04, 0.02, ND	0.06
						3	Shell	< 0.01, < 0.01, ND	< 0.01
						7	Shell	0.02, < 0.01, ND	0.02
Ivory Coast Akoupe	500EC	Spray, BBCH 61-74	0.25, 0.26	57, 59 (0.83% v/v)	2	0	Shell	0.01, 0.01, ND	0.02
						3	Shell	ND, ND, ND	< 0.01

Table 86. Endosulfan residues in cotton lint from supervised trials in Europe.

COTTON Country, Year of trial <i>Variety, report</i>	Application					PHI days	Sample analysed	Residues of alpha, beta endosulfan, Endosulfan sulfate, mg/kg	Total Residues mg/kg
	Form.	Method	kg ai/ha / applic'n	L/ha	No.				
Spain 2002 tabladilla	CS	spray	0.840	550 0.15%	3	0	Bolls	0.65, 0.56, 0.02	1.23
						20	Lint	0.37, 0.43, 0.52	1.32
Spain 2002 <i>Roca 02 R 172</i>	CS	spray	0.840	550 0.15%	3	0	Bolls	0.53, 0.46, < 0.02	0.99
						20	Lint	0.09, 0.10, 0.07	0.26
Greece 2002 <i>Sig 12502R172</i>	CS	spray	0.840	600 0.14%	3	0	Bolls	0.93, 0.77, 0.09	1.79
						28	Lint	0.16, 0.23, 0.17	0.56
Greece 2002 <i>Sig 125 2R172</i>	CS	spray	0.840	600 0.14%	3	0	Bolls	0.34, 0.35, 0.13	0.82
						28	Lint	0.02, 0.02, 0.02	0.06
Spain 2002 tabladilla 170	33 EC	spray	0.84	550 0.15%	3	0	Bolls	0.17, 0.29, 0.04	0.50
						20	Lint	0.06, 0.13, 0.44	0.63
Spain 2002 <i>Roca 02R170</i>	33 EC	spray	0.84	550 0.15%	3	0	Bolls	0.50, 0.52, 0.04	1.06
						20	Lint	0.02, 0.10, 0.16	0.28
Greece 2002 <i>Sig 12502R170</i>	33 EC	spray	0.84	600 0.14%	3	0	Bolls	0.94, 1.30, 0.28	2.52
						28	Lint	0.02, 0.09, 0.23	0.34
Greece 2002 <i>Sig 12502R170</i>	33 EC	spray	0.84	600 0.14%	3	0	Bolls	0.12, 0.19, 0.11	0.42
						28	Lint	< 0.02, < 0.02, 0.03	0.03
Greece 2002 <i>midas02R170</i>	33 EC	spray	0.84	600 0.14%	3	0	Bolls	1.40, 1.80, 0.21	3.41
						28	Lint	0.10, 0.35, 0.45	0.90
Spain 2001 <i>Sonia 02R170</i>	CS	spray	0.84	1000 0.084%	3	0	Bolls	0.46, 0.36, 0.15	0.97
						21	Lint	0.15, 0.11, 0.16	0.42
Spain 2001 <i>sonia01R170</i>	33 EC	spray	0.84	1000 0.084%	3	0	Bolls	0.18, 0.15, < 0.02	0.33
						14	Lint	< 0.02, 0.04, 0.09	0.13
Spain 2001 <i>sonia01R170</i>	CS	spray	0.84	1000 0.084%	3	0	Bolls	0.67, 0.40, 0.02	1.09
						14	Lint	0.03, 0.02, 0.05	0.10

COTTON Country, Year of trial Variety, report	Application					PHI days	Sample analysed	Residues of alpha, beta endosulfan, Endosulfan sulfate, mg/kg	Total Residues mg/kg
	Form.	Method	kg ai/ha / applic'n	L/ha	No.				
Spain 2001 01 R 170	33 EC	spray	0.84	1000 0.084%	3	0 14	Bolls Lint	1.10, 0.69, 0.16 < 0.02, < 0.02, 0.07	1.95 0.07
Spain 2001 <i>bravada 170</i>	CS	spray	0.84	1000 0.084%	3	0 14	Bolls Lint	0.89, 0.52, 0.40 0.16, 0.34, 0.36	1.81 0.86
Spain 2001 01 R 170	CS	spray	0.49	1000 0.05%	3	0 14	Bolls Lint	0.54, 0.28, 0.04 0.16, 0.33, 0.32	0.86 0.81
Greece 2001 <i>SG 1251R170</i>	CS	spray	0.84	600 0.14%	3	0 14	Bolls Lint	< 0.02, < 0.02, < 0.02 0.08, 0.09, 0.04	< 0.02 0.21
Greece 2001 <i>SG 125 01R170</i>	CS	spray	0.84	600 0.14%	3	0 14	Bolls Lint	0.12, 0.11, < 0.02 1.90, 1.10, 0.05	0.23 3.05
Greece 2001 <i>SG 12501R170</i>	CS	spray	0.49	600 0.08%	3	0 14	Bolls Lint	0.05, 0.03, < 0.02 0.95, 0.53, 0.03	0.08 1.51
Greece 2001 01 R 170	33 EC	spray	0.84	600 0.14%	3	0 14	Bolls Lint	0.14, 0.10, < 0.02 <.0.02, 0.06, 0.08	0.24 0.14

FATE OF RESIDUES IN STORAGE AND PROCESSING

In storage

No data for endosulfan in storage was submitted.

In processing

The meeting received information on the fate of endosulfan residues during processing for potato, tomato, citrus, apples, peach, grape, pineapple, soybean, coffee and tea.

A study was provided on the fate of endosulfan to hydrolysis conditions likely during commercial food processing. Maurer (2002) investigated the hydrolysis of [6, 7, 8, 9-U-¹⁴C]-endosulfan under conditions representing food processing operations. The treatment was carried out at two incubation rates: 0.1 mg/L and 1.0 mg/L. Each experiment was conducted using replicate samples. Residues were analysed using radio-HPLC and radio-TLC. α -endosulfan and β endosulfan were the main components following pasteurisation at both treatment levels; small amounts of endosulfan-diol were also found.

In the brewing, baking and boiling simulation the hydrolysis product endosulfan diol was the major single compound at both incubation levels. The sum of α and β endosulfan represented nearly half of the applied radioactivity. Furthermore one degradation product at the 0.1 mg/L and three degradation products at the 1.0 mg/L level were observed representing less than 3.4% of applied radioactivity each.

The sterilisation process resulted in a complete degradation of endosulfan. Endosulfan diol was the major degradation product amounting to approximately 75% of the radioactivity applied. With one exception, the compounds represent more polar compounds than endosulfan diol. None of the other reference standards used in HPLC or TLC investigations in this study corresponded to one of the resulting radio-peaks in the chromatograms. However, each of these non-identified components represented only 0.5 to 8.1% of applied radioactivity (mean values).

Table 87. Recovery data after the simulation of processing

Process	rate	α -Endosulfan		β Endosulfan		Endosulfan diol		Identified		Sum of N.I.
	mg/L	%applied	mg/L	%applied	mg/L	%applied	mg/L	%applied	mg/L	%applied
Pasteurisation pH 4, 90 °C	0.1	68.29	0.07	29.15	0.03			97.44	0.1	
	1	64.95	0.64	26.35	0.259	3.98	0.039	95.28	0.938	5.8
Baking, boiling pH 5, 100 °C	0.1	34.28	0.036	13.04	0.014	41.97	0.044	89.29	0.094	2.9
	1	29.92	0.298	11.87	0.118	49.27	0.491	91.05	0.907	6.4
Sterilisation pH 6, 120 °C	0.1					71.68	0.075	71.68	0.075	23.0
	1					75.72	0.749	75.72	0.749	24.3

Potatoes were processed into potato flakes and chips (Brady, 1997) and wet peel (J. Englar). Residues in the raw material were below the LOQ even treated at five times the rate. Therefore no transfer factor can be estimated.

Seven studies were performed on processed tomato. Tomato fruits were treated twice at two field sites in Greece and Italy in 2002 at the rate of 1.06 kg ai/ha. and a PHI of 3 days (Erbel and Ertz, 2003). Tomatoes were washed by moving them slowly in water. A reduction of residue concentrations occurs in the washing water, peeling water, juice, peeled fruits, canned peeled and canned unpeeled fruits. A small reduction of residue concentration may occur for washed fruit. Residues concentrated in peel (transfer factors were 12.1 and 16.7) and wet pomace (transfer factors were 11.5 and 5.6). Most residues were located on the exterior of the tomatoes.

In the second study tomato fruits were treated twice in two field sites in Spain and Italy in 1994, at 6 days before harvest, at growth stage 17/19, at a rate of 0.528 kg/ha (Sonder *et al.*, 1996b). Wash water and canning liquid contained no residues above the LOQ. There were no residues in the juice. Residues were found only in pomace at 0.29 and 0.61 mg/kg. Transfer factors were as shown in the table below. Apparent residues in untreated samples were < 0.01 mg/kg.

In the third study tomato fruits were treated twice in two field sites in Spain and Italy in 1993., 14 days before harvest, at growth stage 17/19, at a rate of 0.528 kg/ha (Sonder *et al.*, 1996a). Tomatoes were processed into paste, juice and into canned unpeeled tomatoes. Fruit contained total residues of 0.07 mg/kg at the sites in Spain, and at or about 0.02 mg/kg at the sites in Italy. The paste, made from tomatoes from the Spanish sites, contained residues at or about 0.02 mg/kg, tomato juice < 0.02 mg/kg, preserved tomatoes (canned and unpeeled) 0.025 and 0.035 mg/kg, and pomace 0.20 and 0.35 mg/kg. Residues in processed fractions for tomatoes from the two sites in Italy were less than the LOQ except for the pomace (0.15 mg/kg and 0.14 mg/kg). Apparent residues in untreated samples were below 0.01 mg/kg.

In the fourth study tomato fruits were treated three times, the last 2 days before harvest at a rate of 5.6 kg ai/ha at a field site in Fresno, California in 1995 (Brady, 1997b). Samples were processed into paste, puree and juice. In the treated samples total residues in the RAC were 2.28 mg/kg (the range was 1.99 to 2.69 mg/kg). In the puree total residues were 1.36 (the range was 1.31 to 1.39 mg/kg) and in the paste 2.78 mg/kg (the range was 1.59 to 3.49 mg/kg). The residue transfer factor for puree was 0.6 and for paste was 1.2. Apparent residues in untreated samples were < 0.05 mg/kg.

In the fifth study tomato fruits were treated four times at the rate of 0.2 to 0.4 kg ai/ha at a field site in Germany 1989 (Huth, 1999a). The tomatoes were harvested 7 days after the last application. Raw tomato fruit samples from the two sites, containing residues of 0.035 and 0.095 mg/kg were processed into cooked fruits, puree and juice. Cooked fruits contained about the same residue concentration as the raw samples, but puree and juice in both studies were free of residues.

In the sixth study (Huth, 1999a.) tomatoes were sprayed 5 times at a rate of 1.12 kg ai/ha/ application at 59, 52, 15, 7 and 0 days before harvest. (Florida 1984). Tomato samples from study A32878 were processed to seeds and peel, puree, puree 10–11% dry matter solids and puree 16% dry matter solids. Results were corrected for residues found in UTCs. Raw tomatoes contained endosulfan

residues of 0.12 mg/kg. The transfer factor for seeds and peel was 9.4 and for dry pomace was 22. The transfer factor for puree was 0.33. Apparent residues in untreated samples were < 0.01 mg/kg, except for one sample of seeds and peel, where alpha endosulfan was found at 0.017 mg/kg, and for dry pomace, where analytes were found up to 0.084 mg/kg. In the seventh study tomatoes were sprayed 5 times at a rate of 1.12 kg ai/ha/application at 73, 66, 14, 7 and 0 days before harvest. Sprays were made at 364 L (Huth, 1999a) Tomato samples were processed to juice, paste, cooked skins and peel, and dried skins and peel.

Table 88. Processing of Tomatoes to Tomato Juice, Pomace and Canned Tomatoes.

Processed Fraction	Residues of α , β Endosulfan, Endosulfan sulfate and endosulfan diol(mg/kg)	Total Endosulfan residues (mg/kg)	processing factors for α , β Endosulfan and Endosulfan diol	processing Factor total
Balance study for Trial R 10572 (Greece 2002)				
Tomato RAC	0.71, 0.35, ND, < 0.02	1.06		
Washed Tomatoes	0.44, 0.26, ND, < 0.02	0.70	0.62, 0.74	0.66
Washing Water	0.03, 0.02, 0.0007, 0.001	0.06	0.04, 0.06, 0.05	0.05
Peeled Tomatoes	< 0.02, < 0.02, ND, ND	< 0.02		< 0.02
Peel	11.4, 6.51, 0.03, 0.18	18.12	16.1, 18.6, 9.0	16.7
Peeling Water	0.05, 0.03, 0.0001, 0.002	0.08	0.07, 0.09, 0.1	0.06
Tomato Raw Juice	0.12, 0.09, ND, ND	0.21	0.17, 0.26, -	0.20
Tomato Juice pasteurised	0.12, 0.09, ND, ND	0.21	0.17, 0.26, -	0.20
Wet Tomato Pomace	3.65, 2.36, < 0.02, 0.06	6.07	5.14, 6.74, 3.0	5.72
Canned Peeled Tomatoes (pasteurised)	0.05, 0.03, ND, ND	0.08	0.07, 0.09, -	0.07
Canned Unpeeled Tomatoes (sterilised)	0.32, 0.15, ND, < 0.02	0.47	0.45, 0.43, -	0.44
Follow Up study for Trial R 10572 (Greece 2002)				
Tomato Juice pasteurised	0.18, 0.10, ND, < 0.02	0.28	0.25, 0.29	0.27
Canned Peeled Tomatoes	0.05, 0.04, ND, 0.02	0.11	0.07, 0.11, 1.0,	0.10
Balance study for Trial R 10573 (Italy 2002)				
Tomato RAC	0.06, 0.04, ND	0.10		
Washed Tomatoes	0.06, 0.04, ND	0.10	1,	1
Washing Water	0.005, 0.004, 0.00014	0.009	0.08, 0.1	0.09
Peeled Tomatoes	ND, ND, ND	< 0.02	-, -	< 0.02
Peel	0.62, 0.53, 0.06	1.21	10.3, 13.3	12.1
Peeling Water	0.01, 0.007, 0.0005	0.02	0.17, 0.2	0.2
Tomato Raw Juice	< 0.02, < 0.02, ND	< 0.02		< 0.20
Tomato Juice pasteurised	< 0.02, < 0.02, ND	< 0.02		< 0.02
Wet Tomato Pomace	0.63, 0.45, 0.07	1.15	10.5, 11.3	11.5
Canned Peeled Tomatoes (pasteurised)	< 0.02, ND, ND	< 0.02		< 0.02
Canned Unpeeled Tomatoes (sterilised)	0.03, 0.02, < 0.02	0.05	0.5, 0.5	0.5
Follow Up study for Trial R 10573 (Italy 2002)				
Tomato Juice (pasteurised)	< 0.02, < 0.02, ND	< 0.02		< 0.20
Canned Peeled Tomatoes	< 0.02, < 0.02, ND	< 0.02		< 0.20

Table 89. Processing of Tomatoes to Tomato Juice, Pomace and Canned Tomatoes.

Processed Fraction	Residues of α , β Endosulfan and Endosulfan sulfate (mg/kg)	Total Endosulfan residues (mg/kg)	Transfer Factor	Residues of α , β Endosulfan and Endosulfan sulfate (mg/kg)	Total Endosulfan residues (mg/kg)	processing Factor
Spain, ESP 000103 (1994)				Italy, ITA000203		
Unwashed Fruit	0.04, 0.04, < 0.01	0.08		0.03, 0.03, < 0.01	0.06	
Washed Fruit	0.04, 0.04, < 0.01	0.08	1	0.03, 0.03, < 0.01	0.06	1
Preserved Fruit (unpeeled)	0.04, 0.04, < 0.01	0.08	1	0.033, 0.033, < 0.01	0.07	1.1
Canning Liquid	< 0.01, < 0.01, < 0.01	< 0.01		< 0.01, < 0.01, < 0.01	< 0.01	< 0.17
Juice	< 0.01, < 0.01, < 0.01	< 0.01	< 0.12	< 0.01, < 0.01, < 0.01	< 0.01	< 0.17
Pomace	0.34, 0.24, 0.03	0.61	7.6	0.15, 0.12, 0.02	0.29	4.5

Processed Fraction	Residues of α , β Endosulfan and Endosulfan sulfate (mg/kg)	Total Endosulfan residues (mg/kg)	Transfer Factor	Residues of α , β Endosulfan and Endosulfan sulfate (mg/kg)	Total Endosulfan residues (mg/kg)	processing Factor
Wash Water	< 0.01, < 0.01, < 0.01	< 0.01		< 0.01, < 0.01, < 0.01	< 0.01	
<u>Spain 1, ESP000203</u>			<u>Spain-2, ESP000303</u>			
Unwashed Fruit	0.03, 0.03, < 0.01	0.06		0.03, 0.03, < 0.01	0.06	
Washed Fruit	0.01, 0.02, < 0.01	0.03	0.50	0.02, 0.03, < 0.01	0.05	0.84
Preserved Fruit (unpeeled)	0.01, 0.01, < 0.01	0.02	0.33	0.01, 0.02, < 0.01	0.03	0.50
Canning Liquid	< 0.01, < 0.01, < 0.01	< 0.01	< 0.16	< 0.01, < 0.01, < 0.01	< 0.01	< 0.16
Juice	< 0.01, < 0.01, < 0.01	< 0.01	< 0.16	< 0.01, < 0.01, < 0.01	< 0.01	< 0.16
Paste	< 0.01, 0.01, < 0.01	0.01	0.16	< 0.01, 0.02, < 0.01	0.02	0.33
Pomace	0.08, 0.09, 0.03	0.20	3.30.	0.14, 0.19, 0.015	0.35	5.80.
Wash Water	< 0.01, < 0.01, < 0.01	< 0.01	< 0.16	< 0.01, < 0.01, < 0.01	< 0.01	< 0.16
<u>Italy-1, ESP000103</u>			<u>Italy-2, ESP000203</u>			
Unwashed Fruit	< 0.01, 0.01, < 0.01	0.01		< 0.01, 0.01, < 0.01	0.01	
Washed Fruit	< 0.01, 0.01, < 0.01	0.01		0.01, 0.01, < 0.01	0.02	
Preserved Fruit (unpeeled)	< 0.01, < 0.01, < 0.01	< 0.01		0.01, 0.01, < 0.01	0.02	
Canning Liquid	< 0.01, 0.01, < 0.01	0.01		< 0.01, < 0.01, < 0.01	< 0.01	
Juice	< 0.01, < 0.01, < 0.01	< 0.01		< 0.01, < 0.01, < 0.01	< 0.01	
Paste	< 0.01, < 0.01, < 0.01	< 0.01		< 0.01, < 0.01, < 0.01	< 0.01	
Pomace	0.05, 0.06, 0.04	0.15		0.06, 0.06, 0.015	0.14	
Wash Water	< 0.01, < 0.01, < 0.01	< 0.01		< 0.01, < 0.01, < 0.01	< 0.01	

Table 90. Processing of Tomatoes to Puree and Paste in USA

Processed Fraction	Residues of α , β Endosulfan and Endosulfan sulfate (mg/kg)	Total Endosulfan residues (mg/kg)	Transfer Factor (Total Endosulfan)
Fruit	1.29, 1.40, < 0.05 A 1.04, 1.12, < 0.05 B 0.93, 1.06, < 0.05 C	2.69 2.16 1.98	
Puree	0.66, 0.72, < 0.05 A 0.67, 0.72, < 0.05 B 0.63, 0.68, < 0.05 C	1.38 1.39 1.31	0.51 0.64 0.66
Paste	0.74, 0.85, < 0.05 A 1.60, 1.83, 0.06 B 1.44, 1.76, 0.05 C	1.59 3.49 3.25	0.59 1.62 1.63

Table 91. Processing of Tomatoes to Cooked Fruit, Puree and Juice.

Study No., Location	Sample analysed	Residues of α , β Endosulfan and Endosulfan sulfate (mg/kg)	Total Residues (mg/kg)	Transfer Factor
A49970 DEU89170721 Bonheim	Fruit	0.01, 0.02, < 0.01	0.03	
	Washings	< 0.01, < 0.01, < 0.01	< 0.01	
	Cooking water	< 0.01, < 0.01, < 0.01	< 0.01	
	Cooked Fruit	0.01, 0.02, 0.01	0.04	
	Puree	< 0.01, < 0.01, < 0.01	< 0.01	
Juice	< 0.01, < 0.01, < 0.01	< 0.01		

Table 92. Processing of Tomatoes to Cooked Fruit, Puree and Juice.

Study No., Location	Sample analysed	Residues of α , β Endosulfan and Endosulfan sulfate (mg/kg)	Total Residues (mg/kg)	Transfer Factor
A49971 DEU89170741 Kestlerbach	Fruit	0.04, 0.05, < 0.01	0.09	
	Washings	< 0.01, < 0.01, < 0.01	< 0.01	
	Cooking water	< 0.01, < 0.01, < 0.01	< 0.01	
	Cooked Fruit	0.05, 0.04, < 0.01	0.09	1.0
	Puree	< 0.01, < 0.01, < 0.01	< 0.01	< 0.01
	Juice	< 0.01, < 0.01, < 0.01	< 0.01	< 0.01

Table 93. Processing of Tomatoes to Puree and Pomace

Study No. Location	Sample analysed	Residues of α , β Endosulfan and Endosulfan sulfate(mg/kg)	Total Residues, mg/kg	Control sample	Transfer Factor
A32878	Fruit*	0.049, 0.058, < 0.01			
		0.047, 0.081, < 0.01	0.12	< 0.01, < 0.01, < 0.01	
	Chopped fruit	0.082, 0.081, < 0.01	0.16	< 0.01, < 0.01, < 0.01	1.4
A32879	Seeds, peel	0.571, 0.546, 0.047	1.15	0.017, 0.01, < 0.01	10
	Puree	0.018, 0.019, < 0.01	0.04	< 0.01, < 0.01, < 0.01	0.33
	Puree 10/11% solids	< 0.01, 0.025, < 0.01	0.03	< 0.01, < 0.01, < 0.01	0.27
A32879	Puree 16% solids	< 0.01, 0.033, < 0.01	0.03	< 0.01, < 0.01, < 0.01	0.27
A32881	Dry Pomace	1.354, 1.245, 0.111	2.71	0.084, 0.053, 0.031	24.6

* Duplicate analyses of same sample

Table 94. Processing of Tomatoes to Tomato Juice, Paste and Cooked Skins and Peel.

Study No. in C004071	Sample analysed	Residues of α , β Endosulfan and Endosulfan sulfate (mg/kg)	Total Residues (mg/kg)	Transfer Factor
A32880	Fruit*	0.045, 0.052, < 0.01	0.09	
	Whole Pack (peeled)	< 0.01, < 0.01, < 0.01	< 0.01	< 0.10
	Juice	0.023, 0.021, < 0.01	0.044	0.49
	Paste	0.026, 0.036, 0.026	0.09	1
	Cooked skins and peel	1.830, 1.975, 0.138	3.94	43.7
	Dry skins and peel	1.492, 2.827, 0.244	4.56	50.2

Soybean plants were treated with 3 applications from 0.50 to 0.53 kg ai/ha and harvested between 30 and 43 days in three trials in Brazil (Huth, 1999). The transfer factors were 4.1 and 4.3 for crude oil.

A second study (Dorr and Krebs, 1982) from Brazil, where EC and ULV formulations were applied at the rate of 0.17 to 0.5 kg ai/ha, a transfer factor of 1.67 for crude oil was found.

A third study (Fox, 1979) was conducted by fortification with a mixture of alpha, beta and endosulfan sulfate at 0.06, 0.42 and 0.36 mg/kg respectively of untreated soybeans. After steaming at 120°C during 60 minutes, 60% and 28% of the dose of alpha and beta endosulfan were recovered. For refining the fortification was 0.1, 0.3 and 0.3 for 0.7 and 1.4 mg/kg of alpha, beta and sulfate endosulfan and 0.1, 0.7 and 0.6 in a second experiment.

The report (Their, 1979) describes experiments in which untreated soybean flour was spiked with (0.02 mg/kg α -endosulfan + 0.02 mg/kg β -endosulfan + 0.3 mg/kg endosulfan sulfate) in one experiment, and 0.35 mg/kg α/β -endosulfan mixture in a second experiment. The flour was baked for 2 hours at 200°C. Residues were reduced to 7 to 22% of the initially spiked amount.

Table 95. Processing of Soybean seeds to Crude oil and Press cake.

Processed Fraction	Residues of α , β Endosulfan and Endosulfan sulfate (mg/kg)	Total residues (mg/kg)	Transfer Factor	Residues of α , β Endosulfan and Endosulfan sulfate (mg/kg)	Total residues (mg/kg)	Transfer Factor	Residues of α , β Endosulfan and Endosulfan sulfate (mg/kg)	Total residues (mg/kg)	Transfer Factor
	<u>A17979 (Hugh)</u>			<u>A17987I</u>			<u>A16110 (Hugh)</u>		
seeds	0.02, 0.02, 0.3	0.34			0.60			0.30	
crude oil	0.1, 0.7, 0.6	1.40	4.1	0.1, 0.3, 0.3	0.70	1.16		1.30	4.33
press cake	(0.01), (0.01), < 0.01	(0.02)	0.06	(0.01), (0.01), < 0.01	(0.02)	0.05	(0.01), (0.01), < 0.01	(0.02)	0.07

Table 96. Processing of Soybean seeds to Crude and Refined Oil and Baking.

Process	Crushed grain	Bran	Crude oil	Refined oil
Residues of α , β Endosulfan and Endosulfan sulfate(mg/kg)	< 0.01, < 0.01, < 0.01 to 0.09	< 0.01, < 0.01, < 0.01 to 0.2	< 0.01, < 0.01, 0.02 to 0.2	< 0.01, < 0.01, < 0.01 to 0.2
process		Baking Before	Baking after	
Residues of α , β Endosulfan and Endosulfan sulfate(mg/kg)		0.02, 0.02, 0, 3	0.004, 0; 0.02, 0.05	
Residues of α , β Endosulfan and Endosulfan sulfate(mg/kg)		0.21, 0.14, < 0.01	0.004, 0; 0.01 < 0.01	

Cocoa was treated twice with CS and EC formulations in Ghana in 2002 (Balluth, 2003). The rates of applications ranged from 0.493 to 0.520 kg ai/ha. Samples were taken at 13/14, 20/21 and 27 days after the last application. Cocoa pods were separated and the beans and flesh were wrapped in untreated banana leaves, placed in wooden boxes, wrapped in plastic and sealed. After this period the fermentation was stopped. The beans were cleaned manually and frozen. Fermented beans were dried using natural sunlight in the same box used for fermentation. Residues in eight trials were mostly ND or less than the LOQ (< 0.01 mg/kg) in beans, fermented beans and dry beans. No transfer factors could be calculated.

In the second study by Balluth in 2002, cocoa was treated twice with CS and EC formulations in the Ivory Coast in 2001. The application rates were equivalent, the seasonal total ranging from 0.50 to 0.518 kg ai/ha. The spray interval was 25/27 days, and samples were taken 14 days after the last application. Residues in eight trials were mostly ND or less than the LOQ (< 0.01 mg/kg) in beans, fermented beans and dry beans. No transfer factors could be calculated.

Gomez (1996) studied the magnitude endosulfan residues in coffee and processed fractions. Coffee in two plots in 1994 (Brazil and one in Colombia) were sprayed three times at 30 day intervals at a 3× rate of 2.1 kg ai/ha/application, in a water volume of 500 L/ha. Green coffee beans were harvested 33 days after the last application.

The green coffee beans were roasted at 350–430 °F for 6 minutes, cooled and ground. No residue of any analyte was found in the processed fractions, roast coffee and instant coffee.

Table 97. Processing of Green Coffee to Roasted Coffee.

Processed Fraction	Residues of α , β Endosulfan and Endosulfan sulfate (mg/kg)	Total residues (mg/kg)	Transfer Factor	Residues of α , β Endosulfan and Endosulfan sulfate (mg/kg)	Total residues (mg/kg)	Transfer Factor
	<u>Brazil</u>			<u>Colombia</u>		
Green beans	0.04, 0.08, 0.04	0.16		< 0.01, < 0.01, < 0.01	< 0.01	
Roast coffee	< 0.01, < 0.01, < 0.01	< 0.01	< 0.06	< 0.01, < 0.01, < 0.01	< 0.01	
Instant coffee	< 0.01, < 0.01, < 0.01	< 0.01	< 0.06	< 0.01, < 0.01, < 0.01	< 0.01	

RESIDUES IN ANIMAL COMMODITIES

The Meeting received two lactating dairy cow feeding studies and one lactating goat study which provided information indicating that residues in animal tissues and milk were likely through exposure to residues in the animal's diet.

Direct animal treatment

No study provided

Farm animal feeding study

Lactating cows

A dairy study (Keller and Bowman, 1959) was conducted with four groups of lactating Holstein cows using ¹⁴C-endosulfan for 30 days. Targeted treatment rates were 0, 0.3, 3 and 30 ppm based on the diet. All animals exhibited normal appearance and behaviour. Food consumption and milk production were within normal limits. Residue levels at the end of the dosing period were proportional to dose in all tissues indicating absence of bioaccumulation. The highest residues were measured in the liver. Analysis in blood showed a gradual rise reaching a plateau at 21 days. In the recovery period of 14 days the residue levels declined significantly, though in most cases not below the detection limit.

Table 98. Residues ($\mu\text{g/g}$) in cows after 30 days application of ¹⁴C-endosulfan.

Dietary Dose	0.3 ppm		3.0 ppm		30.0 ppm	
	none	14 days	none	14 days	none	14 days
Liver	0.3	0.1	2.5	1.1	25	16
Kidneys	0.05	0.05	0.4	0.1	6	1
Omental fat**	0.07	< 0.02	0.7	0.1	7	0.1

**Limit of detection in omental fat: 0.02 $\mu\text{g/g}$

In a second study, groups of four lactating cows (animals weighing 520–680 kg) were dosed daily via corn oil in the diet with endosulfan 0, 4, 12 and 30 ppm in the diet for 28 consecutive days (Peatman *et al.*, 1999). Milk was collected daily and frozen for residue analysis. All cows were sacrificed on day 29 of dosing (day 28 for control animals) and samples of muscle, liver, kidney and composite fat were taken. Samples were analysed by the method of FDA Pesticide Analytical Manual. The LOQs for α -endosulfan, β -endosulfan and endosulfan sulfate in milk, liver, kidney and muscle were each 0.01 mg/kg. In fat the LOQ for each analyte was 0.05 mg/kg.

Whole milk samples were analysed for all treated cows for days -1, 1, 4, 7, 10, 13, 16, 19, 22, 25 and 28 of dosing (day 9 also analysed for group 3). A residue plateau in milk was established in all three groups, between day 10 and day 13 of dosing (mean value).

For all samples analysed, the residue values for α -endosulfan and β -endosulfan were mostly below the respective LOQs (< 0.01 mg/kg). The maximum residues for α -endosulfan and β -endosulfan in tissues were 0.01, 0.02 mg/kg (liver) and 0.002, 0.08 mg/kg (fat). Residues of endosulfan sulfate were significant and accounted for the major portion of any residue measured.

Samples of whole milk, cream and skim milk were analysed from the 12 ppm dose group day 9 samples to provide some indication on the distribution of residues between milk and milk fat. Results are shown below.

Table 99. Endosulfan residues in milk and animal tissues.

Substrate	Nominal dose level (ppm diet)	Number of days dosing	Mean Residues of α - β - endosulfan, and endosulfan sulfate	Transfer factor for Endosulfan Sulfate
Whole milk	4	10-28	< 0.01, < 0.01, 0.07	0.018
	12	10-28	ND, < 0.01, 0.27	0.02
	30	10-28	ND, < 0.01, 0.62	0.02
Muscle	4	28	ND, < 0.01, 0.04	0.01
	12	28	< 0.01, < 0.01, 0.21	0.02
	30	28	< 0.01, < 0.01, 0.76	0.025
Liver	4	28	< 0.01, < 0.01, 0.71	0.18
	12	28	< 0.01, < 0.01, 2.0	0.17
	30	28	ND, < 0.01, 3.2	0.11
Kidney	4	28	< 0.01, < 0.01, 0.07	0.02
	12	28	< 0.01, < 0.01, 0.31	0.03
	30	28	ND, < 0.01, 0.67	0.02
Fat	4	28	ND, < 0.05, 1.4	0.35
	12	28	ND, < 0.05, 4.7	0.39
	30	28	< 0.05, 0.06, 9.9	0.33

Table 100 Endosulfan sulfate residues in milk, skim milk and cream (mg/kg).

Days dosing	Nominal dose level (ppm diet)	Whole milk	Skim milk	Cream
9	12	0.23	0.17(0.12,0.26;0.13)	1.0 (0.81,0.89,1.4)

This limited data provides a transfer factor (mean) of 4.3 from whole milk to cream.

Table 101. Mean endosulfan sulfate in whole milk in mg/kg.

day	4 ppm in the diet	12 ppm	30ppm
1	< 0.01	0.02	0.04
4	0.07	0.26	0.53
7	0.06	0.23	0.50
9		0.23	
10	0.07	0.27	0.56
13	0.07	0.27	0.61
16	0.07	0.24	0.62
19	0.07	0.26	0.66
22	0.06	0.24	0.64
25	0.07	0.34	0.56
28	0.06	0.28	0.66

Depuration

Data from the animals depurated for up to 21 days after cessation of dosing showed that residues fell significantly once dosing stopped.

Table 102. Residue levels in tissues after 21 days depuration, mean residues of α -endosulfan, β -endosulfan and endosulfan sulfate.

Days depuration	Milk	Muscle	Liver	Kidney	Fat
-2	< 0.01, < 0.01, 0.94				
0		< 0.01, < 0.01, 0.76	ND, < 0.02, 3.2	ND < 0.01, 0.67	< 0.05, 0.07, 9.9
1	< 0.01, < 0.01, 0.69				
4	< 0.01, < 0.01, 0.18				
7	< 0.01, < 0.01, 0.09	ND, ND, 0.06	ND, ND, 0.76	ND, ND, 0.10	ND, ND, 5.1
10	< 0.01, < 0.01, 0.15				

Mean data from animals in top dose group (28 days dosing).

In Australia a feeding study was conducted by Mawhinney (2001). Rations containing endosulfan were fed for twelve days, then replaced with clean feed and the rate of depletion of endosulfan sulfate residues in the fat of the trial animals was measured for a period of 28 days. Samples of subcutaneous fat were collected at days 1, 7, 14 and 21 post-treatment by means of biopsy. All trial animals were slaughtered at day 28 when samples of subcutaneous fat, perirenal fat, liver and kidney were collected from each carcass.

Table 103. Feeding diet and doses.

Treatment Group	Ration	Composition of Daily Endosulfan Dose (mg)			
		α -endosulfan	β -endosulfan	Endosulfan Sulfate	Total
1	Feedlot ration	0.1	0.3	0.6	1
2	Lucerne hay based diet containing incurred residues of endosulfan.	42	40	180	262
3	Lucerne hay based diet	2	6	12	20
4	Lucerne hay based diet	5	15	30	50
5	Lucerne hay based diet	5	15	----	20

The depletion rates calculated from data from treatment groups 2, 3, 4 and 5 were consistent with an average half-life of 7.2 days and a 95% confidence limit of 6.6 - 8.0 days. For treatment group 1, it was much longer at 25.4 days with a confidence limit of 18.8 - 39.1 days.

Group 1 animals were fed the lowest concentration of total endosulfan in their rations and none of the residual fat concentrations of endosulfan sulfate exceeded 0.04 mg/kg at any time in the trial.

From the trial data, feed contaminated at around 0.7 mg/kg, fed for around 12 days, would be expected to give rise to residues of endosulfan sulfate around 0.2 mg/kg in the fat of cattle.

Similarly, concentrations of total endosulfan in animal feed at 0.03 mg/kg could be expected to give rise to residues of endosulfan sulfate at around 0.01 mg/kg in the fat of cattle if fed for 12 days.

It was not possible, in this study, to confirm that the plateau concentration had been reached, in each case, by day 12, when the dosed rations were withdrawn. However, comparison of the bio magnification in these animals with that in the associated DAN.092 trial (these animals had been exposed for 30–35 days) strongly suggests it had been reached.

Under the conditions of this study, the bio magnification factor for total endosulfan, when it passes from fodder and is stored as endosulfan sulfate in the fatty tissues of cattle, was around 0.3.

There was no significant difference in the concentrations of endosulfan sulfate in the fat collected from the two subcutaneous sites, but on average, the subcutaneous fat residual concentrations were 1.6 times higher than those in the corresponding perirenal fats. On average the concentrations of endosulfan sulfate in subcutaneous fats were some four times higher than the concentrations in the corresponding liver tissues and some ten times higher than the concentrations in the corresponding kidney tissues.

Lactating goats

The distribution of endosulfan (technical grade) was investigated by Indranignsih *et al.*, (1993) in lactating goats following repeated oral administration. Twelve adult lactating feral goats (25 to 40 kg body weight), each with one kid, were dosed orally with 1 mg/kg of non-labelled endosulfan for a period of 28 days using gelatine capsules. The applied dose of 1 mg/kg body weight corresponded to 29 ppm in the diet. Feed and water were given *ad libitum*. Groups of 3 animals were sacrificed for

tissue collection 1, 8, 15, and 21 days after the last treatment. Milk and venous blood samples were taken from each animal before being killed.

The highest residues were detected in organs and tissues of goats, which were slaughtered 24 hours after the 28-day feeding with endosulfan. These residues are presented in the Table 104.

Table 104. Endosulfan residues in organs/tissues/milk of goats 24 hours after daily dosing with technical grade Endosulfan at 1 mg/kg body weight for a period of 28 days (in mg/kg).

Organs/ tissues	Alpha-Endosulfan	Beta-Endosulfan	Endosulfan sulfate	Total Endosulfan residues **	Clearance half-life (d)
Liver	0.010	0.021	0.097	0.128	3,1
Kidney	0.220	0.059	0.012	0.291	-Not recorded
Fat	0.015	0.002	0.040	0.057	1.4
Muscle	0.033	0.009	< 0.001	0.043	1.1
Milk				0.020	

** Total Endosulfan residues = sum of α - and β -endosulfan and endosulfan sulfate. Values < 0.001 were taken as 0.001.

The residues in all organs and tissues decreased significantly (< 0.01 mg/kg) until the next sampling point (day 8), however with one remarkable exemption: The residues in the excretion organs, the kidneys, increased from 0.29 (day 1) to 0.47 mg/kg (day 8) and decreased again to approximately 0.2 mg/kg (day 15 of the 28-day feeding). The residues in milk became undetectable after one week. At day 21 residues in all tissues were non detectable.

The clearance of the residues is relatively rapid with half-lives in the range of 1–3 days.

RESIDUES IN FOOD IN COMMERCE OR AT CONSUMPTION

Monitoring data

Systematic monitoring of residues of endosulfan has been carried out for several years. Typical of these programs is the “Monitoring of Pesticide Residues in Products of Plant Origin in the European Union, Norway, Iceland (and Liechtenstein)”.

Monitoring in Europe in 1999, 2000 and 2001

The results for endosulfan are given in Tables 105–7.

Table 105. Results from the EU coordinated monitoring program for endosulfan residues.

Year	N° samples	N° samples Without residues	N° samples With residues Below MRL	%	N° samples With residues Above MRL	%	Residues maximum
2000	3318	3277	41	11.24	0	0	0.36 (head cabbage, EC-MRL:1.0)
2001	8478	8125	326	3.85	27	0.32	3.50 (lettuce, EC-MRL:1.0/0..05)

Table 106. Results from the EU coordinated monitoring program for pesticide residues for some pesticide analysed for in cauliflower, peppers, wheat grains, and melons.

Pesticide As example	N° samples	N° samples Without residues	N° samples With residues Below MRL	%	N° samples With residues Above MRL	%	Residues maximum
Endosulfan	4071	3387	678	16.7	6	0.15	1.5 (peppers, EC-MRL:1.0)

Some pesticides found most often with residues at or below the MRL (national or EC—MRL) and pesticides exceeding the MRLs (national or EC—MRLs) for different commodities in 1997, 1998 and 1999 are given in Table 107.

Table 107 Comparison of pesticides found most often and pesticides exceeding MRLs (national or EC-MRLs) analysed on different commodities in 1997, 1998 and 1999.

	Program 1997		Program 1998		Program 1999	
	Mandarin, pear, banana, bean, potato		Orange, peach, ,carrot, spinach		Cauliflower, pepper, wheat, melon	
	% samples With residues Below MRL	% samples With residues Above MRL	% samples With residues Below MRL	% samples With residues Above MRL	% samples With residues Below MRL	% samples With residues Above MRL
Deltamethrin	na	na	0.38	0	0.58	0
Diazinon	0.55	0	1.1	0.10	0.34	0.02
Endosulfan	1.3	0	2.0	0.02	16.7	0.15
Iprodione	1.3	0.13	4.0	0.30	1.1	0

Monitoring in Australia 2003-2004 and 2004-2005

Endosulfan was included in the Australian National Residue Survey program in 2003-2004 and 2004-2005 (Hamilton NRS, 2004 NRS 2005).

Table 108. Survey program in Australia for endosulfan.

Commodity	Limit of reporting, mg/kg	Australian MRL, mg/kg	Number of analyses 2003-2004	Number of analyses 2004-2005	Number of residues
Apple	0.05	2	214	221	0
Barley	0.02	0.2	280	73	0
Buffalo fat	0.02	0.2	10	10	0
Camel fat	0.02	0.2	10	10	0
Canola	0.02	1	57	19	0
Cattle fat	0.02	0.2	610	1096	0
Deer fat	0.02	0.2	25	26	0
Field pea	0.02	1	42	9	0
Game pig fat	0.02	0.2	66	75	0
Goat fat	0.02	0.2	97	99	0
Honey	0.02	not set	13		0
Horse fat	0.02	0.2	10	19	0
Kangaroo fat	0.02	0.2	77	75	0
Lupin	0.02	1	51	21	0
Macadamia nut	0.05	2	120	120	0
Oats	0.02	0.2	32	17	0
Onion	0.05	0.2	136	101	0
Ostrich fat	0.02	0.2 (not set) ⁵	24	28	0
Pear	0.05	2	71	71	0
Pecan nuts	0.05	2	30		0
Pig fat	0.02	0.2	96	299	0
Sheep fat	0.02	0.2	753	725	0

Commodity	Limit of reporting, mg/kg	Australian MRL, mg/kg	Number of analyses 2003-2004	Number of analyses 2004-2005	Number of residues
Sorghum	0.02	0.2	72	31	0
Wheat	0.02	0.2	729	181	0
Wheat bran	0.02	0.2	33	10	0
Wheat flour	0.02	0.2	33	10	0

NATIONAL MAXIMUM RESIDUES LIMITS

Table 109. EU MRLs of endosulfan.

COMMODITY	EU MRL	NEW EU MRL #	FR	B	NL	GE	IT	UK
Citrus fruit	1.0	0.05*	1.00		0.50		1.00	
Tree nuts	0.1	0.1*	0.10	0.10	0.10	0.10	0.10	0.10
Pome fruit	1.0	0.3	1.00		0.30		1.00	
Stone fruit (peaches)	1.0	0.05*	0.50		0.50		1.00	
Table and wine grapes	1.0	0.5			0.50		1.00	
Strawberries			1.00				1.00	
Raspberries	1.0	0.05*	0.50				1.00	
Blackberries			1.00				1.00	
Red blackcurrants			1.00				1.00	
Other berries	0.05	0.05*		0.05				
Wild berries and fruit	0.05	0.05*				0.05		0.05
Kiwis	1.0	0.05*		1.0		1.00	1.00	1.00
Olives	1.0	0.05*						
Beetroot	0.2	0.05*	0.20	0.20			0.20	0.20
Carrots	0.2	0.05*	0.20	0.20		0.05	0.20	0.20
Celeriac	0.2	0.05*	0.20	0.20		0.05	0.20	0.20
Radishes	0.2	0.05*	0.20	0.20		0.05	0.20	0.05
Swedes	0.2	0.05*	0.20	0.20		0.05	0.20	0.20
Turnips	0.2	0.05*	0.20	0.20		0.05	0.20	0.20
Onions	1.0	0.05*				1.00	1.00	1.00
Peppers	1.0	1.0			1	1.00	1.00	
Tomatoes	1.0	0.5			0.50	1.00		
Cucurbits edible peel	1.0	0.05*	0.5		0.30	1.00	1.00	
Cucurbits inedible peel	1.0	0.05*	0.5			1.00	1.00	
Sweet corn	0.05	0.05*				0.05		
Flowering brassica	1.0	0.05*	1.00			0.05		
Head brassica	1.0	0.05*				0.05	1.00	
Leafy brassica	1.0	0.05*				0.05		
Kohlrabi	0.05	0.05*		0.05		0.05		
Lettuce and similar	1.0	0.05*	1.00			0.05	1.00	
Spinach an similar	1.0	0.05*					1.00	
Legume vegetables	1.0	0.05*	0.50				1.00	
Asparagus			1.00	0.05		0.05		
Cardoons	1.0	0.05*						
Celery	1.0	0.05*					1.00	
Globe artichokes	1.0	0.05*	1.00				1.00	
Leeks	1.0	0.05					1.00	

COMMODITY	EU MRL	NEW EU MRL #	FR	B	NL	GE	IT	UK
Cultivated mushrooms	1.0	0.05						
Cotton seed	0.3	5			0.3			
Other oilseeds	0.1	0.1*			0.5soya)			
Potatoes		0.05*		0.10	0.05	0.05	0.20	
Tea	30.0	30			30			
Cereals	0.1	0.05*						
Animal fats	0.1				0.1*			
Milk	0.004				0.004			

Directive 29 June 2006

Table 110. MRLs in USA, Canada, Japan, Mexico, South Africa and Codex.

Commodity	CAC	Canada	Japan	Mexico	South Africa	USA	USA
Alfalfa forage (green)	1.0		0.50	0.3		0.3	
Alfalfa, hay						1.0	
Almond hulls						1.0	1.0
Almonds						0.2	0.2N
Apples		2.0	0.50	2.0	0.5	2.0	2.0
Apricots		0.5	0.50	2.0	0.5	2.0	2.0
Artichokes		1.0	0.50		2.0		
Barley			0.50	0.1		0.1	0.1 (N)
Barley straw						0.2	0.2 (N)
Broccoli	0.5	2.0	0.50	2.0		2.0	2.0
Bean	0.5	2.0	0.50	2.0	1.0	2.0	2.0
Blueberries						0.1	0.1 (N)
Brussels sprouts		2.0	0.50	2.0		2.0	2.0
Cabbage, Savoy	2.0	2.0	0.50	2.0		2.0	2.0
Cabbages, Head	1.0	2.0	0.50			2.0	2.0
Cocoa beans	0.1		0.50				
Carrot	0.2		0.50			0.2	0.2
Cattle fat						0.2	0.2
Cattle liver							0.2
Cattle meat						0.2	0.2
Cauliflower	0.5	1.0	0.50	2.0		2.0	2.0
Celery	2.0	1.0	0.50	2.0		2.0	2.0
Cherries	1.0	2.0	0.50		0.5	2.0	2.0
Citrus					1.0		
Clover	1.0		0.50				
Coffee beans	0.1		0.50	0.04	0.5		
Common bean (pods and/or immature seeds)	0.5		0.50				
Corn				2?0		0.2	
Cotton seed	1.0		0.50	1.0	0.2	1.0	1.0
Cotton seed oil, Crude	0.5		0.50				
Cucumber	0.5	2.0	0.50	2.0	0.5	2.0	2.0
Eggplant		2.0	0.50	2.0		2.0	2.0
Fruits (except as otherwise listed)			0.50				
Garden pea (young pods)	0.5	0.5	0.50	2.0	0.5		
Grapes	1.0	1.0	0.50	2.0	0.5	2.0	2.0

Commodity	CAC	Canada	Japan	Mexico	South Africa	USA	USA
Hogs, meat							0.2
Hops				20			
Kale	1.0		0.50			2.0	2.0
Lettuce, Head	1.0	2.0	0.50	2.0		2.0	
Lettuce, Leaf	1.0		0.50				2.0
Maize	0.1		0.50	2.0			2.0
Meat (from mammals other than marine mammals)			0.50				
Melons, except watermelon	0.5	1.0	0.50	2.0		2.0	2.0
Milks	0.004		0.50			0.5	0.5
Onion, Bulb	0.2		0.50				
Oranges, Sweet, Sour	0.5		0.50				
Peach	1.0	2.0	0.50	2.0	0.5	2.0	2.0
Pear		2.0	0.50	2.0	0.5		2.0
Pecan						0.20	2.0
Pepper		1.0	0.50	2.0	1.00	2.0	2.0
Pineapple	2.0		0.50	2.0	0.05	2.0	2.0
Plums (including prunes)	1.0	2.0	0.50	2.0	0.5	2.0	2.0
Pome fruits	1.0	2.0	0.50				
Potato	0.2		0.5	0.20	0.05	0.2	0.2 (N) *
Pumpkins		2.0	0.50	2.0		2.0	2.0
Rape seed	0.5		0.50		1.0	0.2	
Rice	0.1		0.50				
Sorghum							
Soya bean (dry)	1.0		0.50				
Spinach	2.0	2.0	0.50		2.0		2.0
Squash, Summer	0.5	1.0	0.50	2.0	2.0		2.0
Sugar beet	0.1		0.50		0.1		
Sugar beet leaves or tops	1.0		0.50				
Sugar cane				0.5	0.1	0.5	
Sunflower seed	1.0		0.50	0.2	0.1	2.0	
Strawberries		1.0	0.50	2.0		2.0	
Sweet potato	0.2		0.50			0.2	
Tea, Green, Black	30.0		0.5				
Tobacco					2.0		
Tomato	0.5	1.0	0.50	2.0	0.5	2.0	
Trefoil	1.0		0.50				
Vegetables			0.50				
Wheat grain	0.2		0.50	0.1	0.5	0.1	
Wheat straw				0.1		0.2	

APPRAISAL

Endosulfan was listed in the periodic re-evaluation programme at the 36th Session of the CCPR for periodic review by the 2006 JMPR. The toxicology of endosulfan was reviewed within the periodic review program by the 1998 JMPR.

The Meeting received extensive information on the metabolism and environmental fate, methods of analysis, stability of residues in storage, registered use patterns, residue supervised trials data, farm animal feeding studies and the fate of residues during processing.

Animal metabolism

The Meeting received animal metabolism studies with endosulfan in rats, dairy cows, lactating sheep and laying hens.

Initial metabolism of endosulfan in rats involves either sulfoxidation to endosulfan sulphate, a fat-soluble metabolite, followed by desulfation to the diol, or direct hydrolysis to the diol followed by oxidation to the ether, the hydroxy ether, the dihydroxy ether, and to the main metabolite in urine and faeces, the lactone. A number of unidentified polar metabolites are probably the conjugates of known metabolites. The majority of an oral dose was excreted in the faeces (70–90%) and urine (9–20%) as polar metabolites. Highest radioactivity concentrations were observed in liver and kidney followed by fat. Repeated administration of radiolabeled endosulfan or a 2 year feeding study in rats did not show a bioaccumulation of residues in fatty tissues.

Dairy cows were dosed with [¹⁴C]-endosulfan at a dose rate equivalent to 22 ppm in the diet for five consecutive days, equivalent to 0.64 mg/kg bw/day. Radioactivity was detected in all edible tissues and milk at between 0.05 and 3.57 mg/kg parent equivalent. The parent compound alpha and beta isomers were detected in tissues from 2 to 15%. The major metabolite identified in all tissues, including fat and milk, was endosulfan sulphate (12–89%) with endosulfan lactone being found in kidney and liver tissue, indicating that the endosulfan is readily cleaved following dosing to a dairy cow. Metabolites other than endosulfan sulphate reported in liver and kidney tissue were produced as a result of enzymatic and acid hydrolysis of polar material that predominated in these two tissues.

Following a single dose of [¹⁴C]-endosulfan (methylene labelling) to two lactating East Friesian sheep at a dose rate equivalent to 0.3 ppm in the diet, approximately 90% of the administered ¹⁴C-material was excreted in the urine and faeces. Endosulfan diol and endosulfan hydroxyether, but not parent, were found in urine while endosulfan was the major component of the residue in faeces. 1–2% of the radioactivity was found in milk collected 0–17 days after administration. The main metabolite was endosulfan sulphate with the highest concentration of 0.15 mg/kg (0–24 hours after dosing) and was clearly concentrated in cream. At sacrifice, 40 days after dosing, the radioactivity level was less than 0.02 mg eq/kg in most of the organs and tissues, with exemption of liver having a peak level of 0.03 mg eq/kg.

Laying hens were dosed with [¹⁴C]-endosulfan at a dose rate equivalent to 10 ppm in the diet for 12 consecutive days; the radioactivity was detected in all edible tissues at a level ranging between 0.013 and 0.974 mg/kg parent equivalent. The major metabolite identified in all tissues (excluding egg white) was endosulfan sulphate (36–65%), with a small percentage of unchanged α - and β -endosulfan also seen, plus the products of hydrolysis and oxidation namely endosulfan diol and endosulfan lactone.

In summary, the primary residues found in animal tissues were the parent, endosulfan, both alpha and beta isomers, and to a larger extent, endosulfan sulphate. The metabolism studies are consistent with the view that the parent is converted to the sulphate *in situ* and the sulphate is more likely to be measured in tissues than the parent compound. While liver appears to be the target organ for metabolism of endosulfan, the above residue components are clearly present in significant amounts in fat. The high presence of these metabolites in fat is consistent with endosulfan being a fat-soluble pesticide. However, endosulfan and endosulfan sulphate do not bioaccumulate in organisms due to the extensive metabolism with enzymatic hydrolysis of endosulfan and endosulfan sulphate forming more polar metabolites.

Plant metabolism

The meeting received plant metabolism studies with endosulfan on tomato, cucumber, apple, sugar beet and soybean.

Young tomato plants were treated three times with ¹⁴C-labelled endosulfan at intervals of 7 days, each time at an application rate of 635 g ai/ha. 90% of the total radioactive residues were

extracted from tomato fruit with acetone/water and shown to consist of the parent isomers, α - and β -endosulfan and the metabolite endosulfan sulphate. In leaves, trace amounts of free and considerable amounts of conjugated endosulfan diol were also observed.

A young apple tree was treated with ^{14}C -labelled formulated endosulfan at a rate which corresponded to 1.5 kg ai/ha. 90% of the total radioactive residues could be extracted from apples with acetone/water. These residues consisted almost exclusively of the parent isomers α - and β -endosulfan and to a very low extent the metabolite endosulfan sulphate. In leaves, endosulfan sulphate occurred as a major metabolite accounting for approximately 50% of the total radioactive residues. Only traces of endosulfan diol could be detected. The portion of non-extractable residues increased up to approximately 10% at day 21 after treatment.

Cucumber plants were treated three times with ^{14}C -labelled endosulfan at intervals of 7 days, each time at a nominal application rate of 530 g ai/ha. The total radioactive residues in the leaves decreased from 185 mg/kg to 52 mg/kg parent equivalent 0 to 14 days after the last treatment. The corresponding levels in the fruit decreased only from 0.23 to 0.18 mg/kg eq. After 14 days and the third treatment with endosulfan, the major components α - and β -endosulfan and endosulfan sulphate contributed approximately 50% of the total radioactive residues. Several smaller components did not exceed 0.05 mg/kg eq each.

Sugar beet plants were treated twice at 630 g ai/ha each and harvested 21 days later. In roots, 93.4% of TRR were extractable leaving 6.6% of TRR non-extractable. The organo-soluble radioactivity in roots consisted mainly of endosulfan sulphate (59.6% of TRR) followed by α - and β -endosulfan. In sugar beet leaves, more than 93% of TRR were extractable. In total, 51.9% of the TRR were identified in the leaves. A further 32.7% of the TRR was characterised as polar radioactivity. α -endosulfan, β -endosulfan and endosulfan sulphate were the major residue components in all plant parts.

Soybean plants were treated twice at 530 g ai/ha each. Applications were made at forage stage 61 days before harvest and hay stage 38 days before harvest. In forage just after the first treatment 98.5% of TRR were extractable with 75.4% on the plant surface. In hay 87% of the TRR were extractable and in beans at harvest 94.5%. In beans and hay the major metabolite was endosulfan sulphate with respectively 78.4 and 51.2% of the TRR. β -endosulfan and α -endosulfan were detected at 5 and 1.5% of the TRR for these two parts of the plant, respectively.

The metabolism of endosulfan in plants was characterised by decreasing levels of α -endosulfan and increasing levels of β -endosulfan and the subsequent formation of endosulfan sulphate which is the major metabolite.

Environmental fate in soil

The aerobic degradation of endosulfan in soil starts with the modification of the 7-membered dioxathiepin ring. Oxidation results in the formation of the main metabolite endosulfan sulphate. The microbially induced hydrolysis of endosulfan and of endosulfan sulphate leads to ring opening of the 7-membered ring and formation of endosulfan diol. The endosulfan diol is then condensed to endosulfan ether (minor pathway) or oxidised to endosulfan hydroxy carboxylic acid and its condensation product endosulfan lactone. The chlorinated bicyclic carbon skeleton was shown to be completely degraded by considerable formation of labelled carbon dioxide in the soil metabolism study with ring labelled endosulfan sulphate.

The half lives in the laboratory were in the range of 12–39 days for α -endosulfan, 58–264 days for β -endosulfan and about 150 days for endosulfan sulphate. It should be noted here that the former laboratory degradation studies lack in the microbial activity due to the small soil samples employed and the long incubation period without re-fertilisation of the soil microbes. Therefore, degradation studies in the field are a more realistic approach. In the field, the degradation half life is shortened to 7–21 days under Southern European summer conditions. However at colder fall and

winter temperatures, the half life increased to 75–93 days. It appears that the alpha isomer degrades faster (with a half life of 6–11 days) than the beta isomer (with a half life of 19–36 days) in the field.

The main soil metabolite endosulfan sulphate is more persistent than isomers of the parent, and degrades in the field with a half life of approximately 75–161 days depending on the study conditions. Other metabolites only appear at a low level in soil and are deemed not to be relevant.

A multi-year study showed only a slight increase in soil residue levels, from the first year, to form a relatively constant plateau level in subsequent years, even in Northern Europe with cold to moderate temperatures. There does not, therefore, appear to be significant long-term accumulation of endosulfan and its sulphate in soil. Furthermore, the plateau level decreased following termination of the application.

In a rotational crop study endosulfan residues taken up by root and leafy vegetable crops, sown immediately after soil treatment at a 6× exaggerated application rate, were generally lower than the corresponding residues in soil. The highest residues were 0.2 mg/kg in the leaf and 0.3 mg/kg in the tuber of carrots, being the critical crop at the application rate of 6.6 kg ai/ha. It should be noted that there were some varying residue levels reported applying to non-mature plants at the earlier samplings. Therefore, a significant reduction in the absolute residue level in rotational crops may be expected under normal circumstances, such as; when a 1× rate is used, when there is interception of the spray by the plants reducing the proportion reaching the (non-target) soil, and when partial degradation of the pesticide in soil could occur during the interval between application of endosulfan and planting of the rotational crop.

The Meeting concluded that the presence of endosulfan residues in succeeding crops from foliar application is unlikely to be significant.

Methods of residue analysis

Methods of analysis of residues of endosulfan in plants and animal products used GC/ECD.

The methods for plant material have been validated on a wide range of crops and processed products. The principle of most methods involves a solvent extraction step followed by different matrix dependant clean up steps such as GPC, Florisil or silica gel column chromatography. The final determination is carried out by GC mostly with ECD. For enforcement purposes of plant material the method derived from the Dutch multi-residue method MRM-1 is suitable. The limit of quantification (LOQ) is typically about 0.02 mg/kg for α -endosulfan, β -endosulfan and endosulfan sulphate.

For the analysis of animal matrices, after extraction with an appropriate solvent and partition in acetonitrile, α -endosulfan, β -endosulfan and endosulfan sulphate were determined after purification by GC/ECD. The LOQ is typically about 0.025 mg/kg for α -endosulfan, β -endosulfan and endosulfan sulphate.

Stability of residues in stored analytical samples

The storage stability of endosulfan and its important metabolites was tested in plant materials and animal tissues and products. The results of all the studies indicate that the compounds are stable in frozen storage in the tested plant commodities for 18 to 24 months and in animal commodities for at least one year.

Definition of the residue

Based on the results of various plant and animal metabolism studies, endosulfan (α - and β - isomer) and its main metabolite endosulfan sulphate are the relevant residue components.

Results from metabolism studies on the distribution ratio of residues between muscle and fat show that the residues are fat soluble which is confirmed by the log P_{OW} of 4.6-4.7 for α -endosulfan

and 4.3-4.8 for β -endosulfan and 3.8 for endosulfan sulphate. Endosulfan residues are considered as fat soluble.

The Meeting concluded that the residue definition for enforcement and dietary intake purposes in plant and animal commodities is the sum of α - and β - isomer and its main metabolite endosulfan sulphate.

Results of supervised residue trials

Citrus fruits

Endosulfan is registered for foliar application to citrus fruits in Angola, Australia, Central America, Chile, Morocco, Mozambique, Saudi Arabia and South Africa. The GAP in Australia for citrus fruits is 10.5 g ai/hL with a PHI of 3 days. Endosulfan residues from supervised trials conducted in Australia according to the GAP were: 0.03, 0.16 and 0.19 mg/kg for lemons; 0.07 and 0.11 mg/kg for mandarins; and 0.05 and 0.08 mg/kg for oranges.

The Meeting considered seven supervised trials insufficient to estimate a maximum residue level for citrus fruit and withdraw the previous recommendation for oranges, sweet, sour (0.5 mg/kg).

Pome fruits

Endosulfan is registered in apples in Australia, Canada, Central America, Chile, China, Japan, Namibia, Saudi Arabia, South Africa, the USA and Zimbabwe. Results of supervised trials in Australia were reported, but those trials were not conducted according to the GAP of Australia (66.5 g ai/hL and a PHI of 28 days).

Endosulfan residues from five trials in the USA according to the US GAP (3.36 kg ai/ha/year, three applications at 66.5 g ai/hL with a PHI 21 days) were 0.16, 0.27, 0.36, 0.54 and 0.77 mg/kg.

Endosulfan residue from one trial in South Africa following GAP (1.18 kg ai /ha and a PHI of 14 days) were 0.60 mg/kg. The Meeting considered that the residues were from the same population and thus could be combined. Endosulfan residues in trials that matched GAP in ranked order were: 0.16, 0.27, 0.36, 0.54, 0.60 and 0.77 mg/kg.

Endosulfan is registered in pear in Australia, Canada, Central America, Chile, Cyprus, Greece, Japan, South Africa and the USA. Results of four supervised trials in Australia were reported, but those trials were not conducted according to the GAP (66.5 g ai/hL and a PHI of 28 days).

The Meeting considered there were insufficient trials to recommend a maximum residue level for pome fruits. The previous recommendation of 1 mg/kg for pome fruit was withdrawn.

Cherries

Supervised trials on sweet and sour cherries were performed in the USA according to GAP (3.36 kg ai/ha/year, 2 × 260 g ai/hL with a PHI of 21 days; 350 EC formulation).

Endosulfan residues obtained in sour cherry trials were as follows:

EC formulation (airblast spray): 0.12, 0.29, 0.34, 0.37, 0.53, 0.54, 0.63 (2), 0.85, 1.1 mg/kg

WP formulation (airblast spray): < 0.05 (7), 0.06 (2), 0.09 mg/kg.

Endosulfan residues obtained in sweet cherry trials were as follows:

EC formulation (airblast spray): 0.14, 0.41, 0.44, 0.52, 0.57, 0.92, 1.4 mg/kg

EC formulation (mist blower): 0.1, 0.14, 0.16 mg/kg

WP formulation (airblast spray): < 0.05, 0.06, 0.08, 0.1, 0.14, 0.20, 0.34 mg/kg and

WP formulation (mist blower): 0.31, 0.72, 0.78 mg/kg.

The residues obtained using WP and EC formulations from airblast and mist blower sprayers do not represent the same population. As a result only residues obtained from the application of the EC formulation with an airblast sprayer were considered. The results for the trials on sour and sweet cherries were combined, resulting in endosulfan residues in ranked order were: 0.12, 0.14, 0.29, 0.34, 0.37, 0.41, 0.44, 0.52, 0.53, 0.54, 0.57, 0.63 (2), 0.85, 0.92, 1.1, and 1.4 mg/kg.

The Meeting recommended a maximum residue level for cherries of 2 mg/kg to replace the previous recommendation of 1 mg/kg, an HR value of 1.4 mg/kg and an STMR value of 0.53 mg/kg.

Apricot, nectarine and peach

The Meeting received results of supervised trials on apricot, nectarine and peach conducted in Australia, but there is no GAP for these commodities. For peach, supervised trials were also reported from Europe (no GAP available) and the USA. The US trials were not conducted according to the GAP (3.36 kg ai /ha/year, 2 × 340 g ai/hL with a PHI of 21 or 2 × 66.5 g ai/hL and a PHI of 30 days).

The Meeting considered there were insufficient trials to recommend a maximum residue level for apricot, nectarine, or peach. The previous recommendation for peach of 1 mg/kg was withdrawn.

Plums (including prunes)

Neither residue data nor information on GAP for the use of endosulfan in plums was submitted.

The Meeting recommended withdrawal of the previous recommendation of 1 mg/kg for plums (including prunes).

Grapes

Endosulfan is registered for use on grapes in Canada, Central America, Chile, Croatia, Japan, Namibia, South Africa, Turkey and the USA.

Endosulfan residues from one trial in the USA conducted according to the GAP (3.36 kg ai/ha/year, 3 × 70 g ai/hL and a PHI of 7 days) was 0.75 mg/kg.

The Meeting considered one supervised residue trial insufficient to estimate a maximum residue level for grapes. The previous recommendation for grapes of 1 mg/kg was recommended for withdrawal.

Pineapple

The Meeting received results of supervised trials conducted on pineapple in the USA. As these trials were not conducted according to the US GAP (2.5 kg ai/ha, 3.36 kg ai/ha/year, with a PHI of 7 days), the Meeting could not consider them for the estimation of a maximum residue limit for pineapple.

The Meeting recommended withdrawal of the previous recommendation of 2 mg/kg (Po).

Other tropical fruits (avocado, custard apple, litchi, mango, papaya, persimmon)

The Meeting received results of supervised trials conducted in Australia on avocado, custard apple, litchi, mango, pawpaw (papaya) and persimmon.

In Australia, the GAP specifies an application rate of 70 g ai/hL for avocado, custard apple, mango and persimmon and an application rate of 52.5 g ai/hL for litchi and papaya. The PHI is 7 days, except for avocado (14 days).

Endosulfan residues obtained from the trials in Australia according to the corresponding GAPs were 0.01 and 0.11 mg/kg for avocado; 0.1 and 0.35 mg/kg for custard apple; 1.0 and 1.3

mg/kg for litchi; 0.17 and 0.20 mg/kg for mango; 0.1 and 0.18 mg/kg for papaya; and 0.55 and 0.89 mg/kg for persimmons.

The Meeting decided to combine endosulfan residues for avocado, custard apple, mango and papaya for mutual support, the residues in ranked order were: 0.01, 0.1 (2), 0.11, 0.17, 0.18, 0.20 and 0.35 mg/kg.

The Meeting estimated a maximum residue level of 0.5 mg/kg, an HR value of 0.35 mg/kg and an STMR value of 0.14 mg/kg for avocado, custard apple, mango and papaya.

The Meeting decided to combine endosulfan residues for litchi and persimmon for mutual support, with the residues being, in ranked order, 0.55, 0.89, 1.0, and 1.3 mg/kg.

The Meeting estimated a maximum residue level of 2 mg/kg, an HR value of 1.3 mg/kg and an STMR value of 0.95 mg/kg for litchi and persimmon.

Onion, bulb

Neither residue data nor information on GAP on the use of endosulfan in onions was submitted.

The Meeting recommended withdrawal of the previous recommendation of 0.2 mg/kg for onion, bulb.

Cabbages, head

Endosulfan is registered for foliar application on cabbage in Australia, Canada, Central America, Chile, Japan, New Zealand, Turkey and the USA.

Endosulfan residues in head cabbages from two trials in the USA according to that countries GAP (1.27 kg ai /ha with a PHI of 7 days) were 0.05 and 0.24 mg/kg, and from two trials in Australia according to its GAP (0.735 kg ai /ha with a PHI of 7 days) 0.026 and 0.1 mg/kg. The Meeting considered four supervised trials insufficient to estimate a maximum residue level for cabbage.

The Meeting recommended withdrawal of the previous recommendations of 1 mg/kg for head cabbage and of 2 mg/kg for Savoy cabbage.

Brussels sprouts

Endosulfan is registered for foliar application to Brussels sprouts in Canada, Central America, Namibia, South Africa and the USA.

Two trials from the USA were done according to the Canadian GAP (0.7 kg ai /ha with a PHI of 7 days), resulting in endosulfan residues of 0.68 and 0.94 mg/kg.

The Meeting considered two supervised trials insufficient to recommend a maximum residue level for Brussels sprouts.

Broccoli

Endosulfan is registered for foliar application to broccoli in Australia, Canada, Central America and in the USA.

Endosulfan residues from 17 trials from the USA, according to the GAP (1.27 kg ai /ha with a PHI of 7 days) were 0.22, 0.26, 0.28, 0.36, 0.37, 0.56, 0.57, 0.74, 0.79, 0.88, 0.97, 1.07, 1.31, 1.32, 1.86, 2.04, and 2.40 mg/kg.

Endosulfan residues from three trials in Australia, conforming to that countries GAP (0.735 kg ai /ha with a PHI of 7 days) were 0.17, 0.29 and 0.60 mg/kg.

The Meeting considered the trials to all be from similar populations and decided to combine the data for the purpose of maximum residue level recommendation. Endosulfan residues in ranked

order were (n = 20): 0.17, 0.22, 0.26, 0.28, 0.29, 0.36, 0.37, 0.56, 0.57, 0.60, 0.74, 0.79, 0.88, 0.97, 1.07, 1.31, 1.32, 1.86, 2.04, and 2.4 mg/kg.

The Meeting estimated a maximum residue level for broccoli of 3 mg/kg to replace the previous recommendation of 0.5 mg/kg, an HR value of 2.4 mg/kg and an STMR value of 0.67 mg/kg.

Cauliflower

Endosulfan is registered for foliar application to cauliflower in Australia, Canada, Central America, Japan, New Zealand and the USA.

Endosulfan residues in cauliflower from two US trials conforming to the Canadian GAP (0.875 kg ai/ha with a PHI of 7 days) were < 0.05 and 0.1 mg/kg. Residues from one Australian trial at GAP (0.735 kg ai/ha with a PHI of 7 days) was 0.09 mg/kg. The Meeting considered three supervised trials insufficient to recommend a maximum residue level for cauliflower.

The Meeting recommended withdrawal of the previous recommendations of 0.5 mg/kg for cauliflower.

Cucumber

The Meeting received results of supervised trials on cucumbers conducted in Europe, Australia and the USA. No GAP was available for cucumber in Europe. The GAP in Australia specifies an application concentration of 70 g ai/hL and a PHI of 3 days. The GAP in the USA specifies an application rate of 1.27 kg ai/ha (3.36 kg ai/ha/year) and a PHI of 2 days.

Endosulfan residues from 20 trials in the USA at the GAP, in ranked order, were 0.18, 0.19, 0.22, 0.23, 0.24, 0.28, 0.30 (2), 0.31 (2), 0.32 (3), 0.36 (2), 0.40, 0.42, 0.53, 0.58 and 0.64 mg/kg. Endosulfan residues from two trials on cucumbers in Australia at the GAP were 0.09 and 0.11 mg/kg. The combined residues in cucumber were 0.09, 0.11, 0.18, 0.19, 0.22, 0.23, 0.24, 0.28, 0.30 (2), 0.31 (2), 0.32 (3), 0.36 (2), 0.40, 0.42, 0.53, 0.58 and 0.64 mg/kg.

The Meeting estimated a maximum residue level of 1 mg/kg to replace the previous recommendation of 0.5 mg/kg, an STMR value of 0.31 mg/kg and an HR value of 0.64 mg/kg.

Melons, except watermelon

The Meeting received results of supervised trials on melons conducted in Europe, Australia and the USA. No GAP was available for melons in Europe. The GAP in Australia specifies an application concentration of 70 g ai/hL and a PHI of 3 days. The GAP in the USA specifies an application rate of 1.27 kg ai/ha (3.36 kg ai/ha/year) and a PHI of 2 days.

Endosulfan residues from 12 trials in the USA at the GAP were 0.05, 0.22, 0.24, 0.30 (2), 0.34, 0.35, 0.40, 0.41, 0.45, 0.49 and 0.60 mg/kg in the whole fruit. Endosulfan residues from two trials on melons in Australia at the GAP were 0.55 and 1.2 mg/kg in the whole fruit. The combined residue data, in rank order, were: 0.05, 0.22, 0.24, 0.30 (2), 0.34, 0.35, 0.40, 0.41, 0.45, 0.49, 0.55, 0.60 and 1.2 mg/kg in the whole fruit.

No pulp samples were analyzed in the US and Australian trials. The Meeting decided to use results for pulp and whole fruit reported for trials in Southern Europe, obtaining pulp to whole fruit ratios of < 0.1, < 0.13, 0.17, < 0.25 (2), < 0.29, < 0.50, < 1.0 (2) with a median of < 0.25.

Based on the whole fruit data, the Meeting estimated a maximum residue level of 2 mg/kg to replace the previous recommendation of 0.5 mg/kg. Based on the melon pulp vs. whole fruit residue ratio, the Meeting estimated an STMR value of 0.09 mg/kg and an HR value of 0.3 mg/kg for melon pulp.

Squash, summer

The Meeting received results of supervised trials on summer squash conducted in Spain and the USA and on zucchini in Australia.

Endosulfan residues from 12 trials in the USA at the GAP, in ranked order, were < 0.05, 0.05, 0.07, 0.08, 0.09, 0.13, 0.14, 0.15, 0.16 (2), 0.17 and 0.23 mg/kg. For zucchini, residues from four Australian trials, at the GAP, were 0.05, 0.06, and 0.09 (2) mg/kg. The combined summer squash and zucchini residues were < 0.05, 0.05, 0.05, 0.06, 0.07, 0.08, 0.09 (3), 0.13, 0.14, 0.15, 0.16 (2), 0.17 and 0.23 mg/kg.

The Meeting estimated a maximum residue level for summer squash of 0.5 mg/kg which confirms the previous recommendation, an STMR of 0.09 mg/kg and an HR of 0.23 mg/kg.

Peppers

Endosulfan is registered for use as a foliar spray on peppers in Australia, Canada, Cyprus, Greece, and the USA. The Meeting received results of supervised trials on peppers conducted in the USA, Australia and Spain. No GAP was available from Spain and the GAP from Greece did not specify a PHI.

Endosulfan residues in two trials from the USA according to Canadian GAP (1.125 kg ai/ha with a PHI of 2 days) were 0.05 and 0.22 mg/kg. Endosulfan residues in two Australian trials at the GAP (66.5 g ai/hL with a PHI of 3 days) were 0.36 and 0.40 mg/kg.

The Meeting considered four trials insufficient to recommend a maximum residue limit for peppers.

Tomato

Endosulfan is registered for use as a foliar spray on tomatoes in Angola, Australia, Canada, Central America, Chile, Cyprus, Ecuador, Greece, Japan, Morocco, Mozambique, Namibia, New Zealand, South Africa, Spain, the USA, Venezuela and Zimbabwe. The Meeting received results of supervised trials on tomatoes conducted in the USA, Australia, Germany, Greece, Italy, Portugal and Spain.

In the USA, endosulfan is registered for the use on tomatoes at 1.27 kg ai/ha (3.36 kg ai/ha/year) with a PHI of 2 days. In field trials in the USA that matched the GAP, the endosulfan residues were 0.03, 0.04, < 0.05, < 0.05, 0.07, 0.1, 0.16, 0.21, 0.22, 0.24, 0.25, 0.25, 0.25, 0.27, 0.27, 0.27, 0.28, 0.29, 0.33, 0.33, 0.34, 0.35, 0.38, 0.42, 0.45, 0.45, 0.47, 0.66, 0.73, 0.83 and 0.85 mg/kg (n = 32).

In Australia, endosulfan residues from field trials after application of 0.15 – 0.17 kg ai/hL and a PHI of 3 days were < 0.005, 0.06, 0.07 and 0.09 mg/kg but did not match the GAP (66.5 g ai/hL).

Endosulfan residues conducted outdoor in Southern Europe according to the GAP of Spain (0.53 kg ai/ha and a PHI of 3 days) were: 0.03, 0.03, 0.04, 0.05, 0.07, 0.07, 0.1, 0.11, 0.13, 0.13, 0.13, 0.15, 0.15, 0.19, 0.19, 0.19, 0.21, 0.22, 0.24, 0.28, 0.43 and 0.79 mg/kg (n = 22).

Endosulfan residues conducted indoor in Southern Europe according to the GAP of Spain were: 0.05, 0.07, 0.09, 0.1, 0.11, 0.12, 0.16, 0.17, 0.19, 0.20, 0.21, 0.21, 0.21, 0.23, 0.24, 0.27, 0.28, 0.29, 0.32, 0.35, 0.37, 0.41, 0.60, 0.65 and 0.72 mg/kg (n = 25).

The Meeting agreed to combine the results of the trials in the USA and Southern Europe, resulting in endosulfan residues of (in ranked order):

0.03(3), 0.04, 0.04, < 0.05, < 0.05, 0.05, 0.05, 0.07 (4), 0.09, 0.1(3), 0.11, 0.11, 0.12, 0.13(3), 0.15, 0.15, 0.16, 0.16, 0.17, 0.19(4), 0.20, 0.21(5), 0.22, 0.22, 0.23, 0.24(3), 0.25(3), 0.27(4), 0.28(3), 0.29, 0.29, 0.32, 0.33, 0.33, 0.34, 0.35, 0.35, 0.37, 0.38, 0.41, 0.42, 0.43, 0.45, 0.45, 0.47, 0.60, 0.65, 0.66, 0.72, 0.73, 0.79, 0.83 and 0.85 mg/kg (n = 79).

The Meeting estimated a maximum residue level for tomatoes of 1 mg/kg to replace the previous recommendation of 0.5 mg/kg, an HR value of 0.85 mg/kg and an STMR value of 0.22 mg/kg.

Eggplant

The Meeting received results of supervised trials on eggplant from Australia. Four trials were conducted according to the GAP of Australia (0.735 kg ai/ha with a PHI of 7 days), resulting in endosulfan residues of < 0.005, ≤ 0.005 , 0.006 and 0.06 mg/kg.

The Meeting estimated a maximum residue level for eggplant of 0.1 mg/kg, an HR value of 0.06 mg/kg and an STMR value of 0.006 mg/kg.

Sweet corn

The Meeting received results of supervised trials on sweet corn from Australia. As no GAP was available for Australia, the Meeting was not able to recommend a maximum residue limit for sweet corn.

Lettuce and kale

Endosulfan is registered for use on lettuce and kale from the USA. No residue data for lettuce and kale were submitted.

The Meeting recommended withdrawal of the previous recommendations of 1 mg/kg for kale, lettuce, head and lettuce, leaf.

Spinach

Endosulfan is registered for use on spinach in the USA. No residue data for spinach were submitted.

The Meeting recommended withdrawal of the previous recommendations of 2 mg/kg for spinach.

Beans

Endosulfan is registered for use as a foliar spray on beans in Angola, Canada, Central America, Chile, Japan, Peru, Myanmar, Namibia, South Africa, the USA and Zimbabwe. The Meeting received results of supervised trials on beans from Germany, Australia and the USA.

Only one trial in the USA conformed to the US GAP (3.36 kg ai/ha/year with a PHI of 3 days). In this trial the total endosulfan residue was 0.64 mg/kg.

The Meeting considered four supervised trials insufficient to estimate a maximum residue level for beans. The previous recommendations for broad bean (green pods and immature seeds) and common bean (pods and/or immature seeds) of 0.5 mg/kg were withdrawn.

Peas

The Meeting received results of supervised trials on peas from Australia. No GAP was available for Australia, therefore the Meeting was not able to recommend a maximum residue limit for peas.

The Meeting recommended withdrawal of the previous recommendation for garden pea (young pods) of 0.5 mg/kg.

Soybean (dry)

Endosulfan is registered for use on soybean in Australia, Brazil, Central America, Chile, Iran and Zimbabwe.

The Meeting received results of supervised trials on soybeans from Australia and Brazil. The trials in Australia were not conducted according to the GAP of Australia (350 g ai/ha with a PHI of 1 day).

Eighteen trials conducted in Brazil conformed to the Brazilian GAP (0.525 kg ai/ha and a PHI of 30 days). Endosulfan residues obtained in these trials were < 0.02, 0.05, 0.08, 0.09, 0.1 (2), 0.15, 0.20 (3), 0.25, 0.30 (2), 0.31, 0.40, 0.42, 0.45 and 0.60 mg/kg.

The Meeting estimated a maximum residue level for soybeans of 1 mg/kg which confirms the previous recommendation, and an STMR value of 0.2 mg/kg.

Carrot and beetroot

The Meeting received results of supervised trials on carrot and beetroot from Australia. The GAP of Australia for carrot and beetroot specifies a maximum application rate of 0.735 kg ai/ha and a PHI of 14 days.

For carrot, four trials were conducted according to the GAP, with endosulfan residues being < 0.005, 0.04, 0.1 and 0.13 mg/kg. Only one trial on beetroot conformed to the GAP, resulting in 0.25 mg/kg of endosulfan.

The Meeting considered five supervised trials insufficient to estimate a maximum residue level for carrot and beetroot. The Meeting recommended withdrawal of the previous recommendation for carrot of 0.2 mg/kg.

Potato and sweet potato

Endosulfan is registered for use as a foliar spray on sweet potatoes in Australia, Japan and the USA and on potatoes in Australia, Canada, Central America, Chile, Iran, Japan, New Zealand, Peru, Turkey, the USA and Zimbabwe.

The Meeting received results of supervised trials on potatoes in Australia, Europe (no GAP), and the USA. Three trials in Australia were conducted according to the GAP of Australia (0.735 kg ai/ha with a PHI of 14 days), resulting in endosulfan residues of < 0.005, 0.005 and 0.007 mg/kg. In a single trial reported in the USA, endosulfan residues < 0.05 mg/kg occurred at the rate of 5.56 kg ai/ha with 3 applications and a PHI of 1 day (US GAP: 3.36 kg ai/ha/year and a PHI of 1 day). Endosulfan residues in all trials on potatoes were below the LOQ of 0.05 mg/kg (even for two Australian trials conducted at a double application rate as compared to the GAP in Australia).

The Meeting received results of supervised trials on sweet potato in Australia and the USA. One trial in Australia was at the GAP (0.735 kg ai/ha with a PHI of 14 days) and the endosulfan residue was < 0.005 mg/kg. Sixteen trials in the USA were conducted according to the US GAP (3.36 kg ai/ha/year with a PHI of 1 day), resulting in endosulfan residues < 0.05 mg/kg.

The Meeting decided to use the results of supervised trials on sweet potato to support the recommendation for potato. The Meeting estimated a maximum residue level for potato and sweet potato of 0.05* mg/kg, an HR value of 0.05 and an STMR value of 0.05 mg/kg. The Meeting decided to withdraw the previous recommendations for potato and sweet potato of 0.2 mg/kg.

Sugar beet

Endosulfan is registered for foliar application to sugar beet in Canada, Chile and Japan. The Meeting received results of supervised trials on sugar beet in Italy. No GAP was available for Europe; therefore the Meeting was not able to recommend a maximum residue limit for sugar beet.

The Meeting recommended withdrawal of the previous recommendation of 0.1 mg/kg for sugar beet.

Celery

Endosulfan is registered for foliar application to celery in Canada, Central America, Australia and in the USA. The Meeting received results of supervised trials on celery from Australia and the USA.

Two trials in Australia were conducted according to Australian GAP (66.5 g ai/hL with a PHI of 7 days). Endosulfan residues were 0.29 and 1.1 mg/kg.

Twelve trials in the USA were conducted according to the GAP of the USA (1.12 kg ai/ha/year with a PHI of 4 days). Endosulfan residues were 1.0, 1.4, 1.8, 2.5, 2.6 (2), 2.9, 3.1 (2), 3.8, 4.1 and 5.0 mg/kg.

The Meeting considered the trials to all be from similar populations and decided to combine the residue data obtained from the US and Australian trials. Endosulfan residues in ranked order were: 0.29, 1.0, 1.1, 1.4, 1.8, 2.5, 2.6 (2), 2.9, 3.1 (2), 3.8, 4.1 and 5.0 mg/kg.

The Meeting estimated a maximum residue level for celery of 7 mg/kg to replace the previous recommendation of 2 mg/kg, an HR value of 5.0 mg/kg and an STMR value of 2.6 mg/kg.

Rhubarb

The Meeting received results of supervised trials on rhubarb in Australia. Endosulfan is not registered for use as a foliar spray on rhubarb in Australia and therefore the Meeting was not able to recommend a maximum residue limit for rhubarb.

Hazelnuts and macadamia nuts

Endosulfan is registered for foliar spraying on hazelnuts in Poland, Spain and Turkey and on macadamia nuts in Australia.

For hazelnuts, the Meeting received results of supervised trials from Italy. Two of the trials were performed according to the GAP of Spain (105 g ai/hL with a PHI of 30 days). Endosulfan residues were < 0.02 mg/kg.

For macadamia nuts, results of four supervised trials from Australia were reported. Three of the trials were conducted according to the GAP of Australia (70 g ai/hL with a PHI of 2 days) and one trial at 50% above the GAP. Endosulfan residues were < 0.005 mg/kg in all four trials.

The Meeting decided to use the results for hazelnuts and macadamia nuts for mutual support and estimated a maximum residue level for hazelnuts and macadamia nuts of 0.02(*) mg/kg, an HR of 0 mg/kg and a STMR of 0 mg/kg .

Cotton seed

Endosulfan is registered for use on cotton in Angola, Australia, Benin, Brazil, Burkina, Central America, China, Cyprus, Ecuador, Ethiopia, Greece, India, Iran, Ivory Coast, Madagascar, Mali, Morocco, Mozambique, Myanmar, Namibia, Pakistan, Peru, South Africa, Spain, Sudan, Thailand, Togo, Turkey, the USA, Venezuela and Zimbabwe. The Meeting received results of supervised trials on cotton conducted from Australia, Greece and Spain.

One trial in Australia, conducted according to Australian GAP (0.735 kg ai/ha with a PHI of 56 days), had a residue < 0.02 mg/kg.

Seven trials in Southern Europe with a CS formulation were according to the GAP of Southern Europe (0.84 kg ai/ha with a PHI of 21 days), resulting in endosulfan residues of < 0.02 (5) and 0.24 mg/kg. Three trials with an EC formulation in Southern Europe according the same GAP resulted in endosulfan residues of < 0.02 (3) and 0.06 mg/kg.

The Meeting considered the trials to all be from similar populations and decided to combine the residue data obtained from Australia and Southern Europe. Combined endosulfan residues, in ranked order, were: < 0.02 (9), 0.06 and 0.24 mg/kg.

The Meeting estimated a maximum residue level for cotton seed of 0.3 mg/kg to replace the previous recommendation of 1 mg/kg, and a STMR of 0.02 mg/kg.

Rape seed

Endosulfan is registered for use on oil seed in Australia. No residue data for rape seed were submitted.

The Meeting recommended withdrawal of the previous recommendation of 0.5 mg/kg for rape seed.

Sunflower seed

Endosulfan is registered for use on oil seed in Australia. No residue data for sunflower seed were submitted.

The Meeting recommended withdrawal of the previous recommendation of 1 mg/kg for sunflower seed.

Maize

Endosulfan is registered for use on cereals in Australia. No residue data for maize were submitted.

The Meeting recommended withdrawal of the previous recommendation of 0.1 mg/kg for maize.

Rice

Neither residue data nor information on GAP of the use of endosulfan in rice were submitted.

The Meeting recommended withdrawal of the previous recommendation of 0.1 mg/kg for rice.

Wheat

Endosulfan is registered for use on cereals (barley, oats, rye, wheat) in Australia and the USA. No residue data for cereals were submitted.

The Meeting recommended withdrawal of the previous recommendation of 0.2 mg/kg for wheat.

Cocoa beans

Endosulfan is registered for use on cocoa in Brazil, Cameroon, Ivory Coast, Malaysia and Nigeria. The Meeting received results of supervised trials on cocoa from Brazil, Ghana and the Ivory Coast.

The trials in Brazil were conducted at application rates below the rate specified in the Brazilian GAP (87.5 g ai/hL with a PHI of 30 days).

Eight trials from Ghana and one trial from the Ivory Coast were conducted according to the GAP of Cameroon (0.26 kg ai/ha, with a PHI of 28 day), resulting in endosulfan residues in beans of < 0.01 (9) mg/kg.

Nine trials from the Ivory Coast conformed to the GAP of the Ivory Coast (0.250 g ai/ha, with the PHI not specified). The highest residues from these trials were selected for consideration: < 0.01 (5), 0.01, 0.03 (2), 0.06, and 0.08 mg/kg.

Endosulfan residues obtained in the trials from Ghana and the Ivory Coast in ranked order were: < 0.01 (14), 0.01, 0.03 (2), 0.06 and 0.08 mg/kg.

The Meeting estimated a maximum residue level for cocoa beans of 0.2 mg/kg to replace the previous recommendation of 0.1 mg/kg, and an STMR value of 0.01 mg/kg.

Coffee beans

Endosulfan is registered for use on coffee in Brazil, Cameroon, Central America, Cuba, Ecuador, Namibia, Peru, South Africa, Sudan, Thailand and Zimbabwe.

Three trials from Colombia, two trials from Mexico, two trials from Guatemala and three trials from Brazil were conducted according to the GAP of Cuba (0.613 kg ai/ha with a PHI of 30 days). Endosulfan residues in ranked order were: < 0.01 (3), 0.01, 0.02 (2), 0.03, 0.06, 0.08 and 0.09 mg/kg.

The Meeting estimated a maximum residue level for coffee beans of 0.2 mg/kg to replace the previous recommendation of 0.1 mg/kg, and a STMR of 0.02 mg/kg.

Tea

Endosulfan is registered for use on tea in China, Japan and Malaysia. The Meeting received results of supervised trials from India, which could not be matched against provided GAPs from China, Japan or Malaysia. The Meeting was not able to recommend a maximum residue limit for tea.

The Meeting recommended withdrawal of the previous recommendation of 30 mg/kg for tea, green and black.

Fate of residues during processing

The hydrolysis of ¹⁴C-endosulfan under conditions representing food processing operations was investigated. Following pasteurisation, baking, boiling and sterilisation simulation, α -endosulfan, β -endosulfan and the hydrolysis product endosulfan-diol were the main components found.

The effect of processing on the level of residues of endosulfan has been studied in oranges, apples, peaches, grapes, pineapples, tomatoes, potatoes, soybeans, coffee beans, cacao beans and tea.

The processing factors (PF) shown below were calculated from the total residues for the commodities for which MRLs, STMRs and HRs were estimated. The mean PF was calculated from three values, otherwise the median PF was calculated.

RAC	Processed product	No.	PF	Mean/median PF
Tomatoes	juice	10	< 0.1, < 0.12, < 0.16, < 0.16, < <u>0.17</u> , < <u>0.20</u> , < 0.20, 0.20, 0.27, 0.49	< 0.185
	paste	5	0.16, 0.33, <u>0.59</u> , 1.0, 1.62, 1.63	0.59
	puree	5	< 0.1, 0.33, <u>0.51</u> , 0.64, 0.66	0.51
	fruit, peeled and canned	4	0.075, <u>0.1</u> , < <u>0.20</u> , < 0.20	0.15
	fruit, unpeeled and canned	6	0.33, 0.44, <u>0.50</u> , <u>0.50</u> , 1.0, 1.1	0.50
Soybeans	crude oil	3	1.17, <u>4.1</u> , 4.33	3.2
Coffee beans	ground roast coffee	1	< 0.063	< 0.063
	instant coffee	1	< 0.063	< 0.063

Tomatoes were processed into juice, paste, puree, peeled canned fruit and unpeeled canned fruit with processing factors of < 0.185, 0.59, 0.51, 0.15 and 0.50, respectively. Based on the STMR value of 0.22 mg/kg for tomato, the STMR-Ps were 0.04 mg/kg, 0.13 mg/kg, 0.11 mg/kg, 0.03 mg/kg,

0.11 mg/kg, for residues in tomato juice, paste, puree, peeled canned fruit and unpeeled canned fruit, respectively.

Soya beans were processed into crude oil with a processing factor of 3.2. Based on the STMR value of 0.2 mg/kg for soya beans, the STMR-P was 0.64 mg/kg for soybean crude oil.

The Meeting recommended a maximum residue limit of 2 mg/kg for soybean crude oil, based on the highest residue of 0.6 mg/kg for soya beans and the processing factor of 3.2.

Coffee beans were processed into roasted coffee and instant coffee with a processing factor of < 0.063 for both. Based on the STMR value of 0.02 mg/kg for coffee beans, the STMR-Ps were 0.0013 mg/kg for roasted coffee and instant coffee.

For cotton seed, no processing studies were submitted. The previous recommendation of 0.5 mg/kg for cotton seed oil, crude, was recommended for withdrawal.

Farm animal dietary burden

The Meeting estimated the dietary burden of endosulfan residues in livestock (farm animals) on the basis of the livestock diets listed in Appendix IX of the *FAO Manual* (FAO 2002).

The maximum dietary burden calculations include the highest residues (HR) and STMR-P values which are used for the estimation of maximum residue levels in animal commodities such as milk, eggs, meat and offal. The STMR dietary burden calculations for livestock allow an estimate of the median residues in milk, eggs, meat and offal that can be used in the chronic dietary assessments and in this case STMR and STMR-P values for feeds are used.

The percentage dry matter (DM) is taken as 100% where highest residues and STMR values are expressed on a dry weight basis.

Calculation of the dietary burden for maximum residue estimation

Commodity	Group	Residue (mg/kg)	% DM	highest residue or STMR	Diet content (%)			Residue (mg/kg)			Contribution
					Beef cattle	Dairy cows	Poultry	Beef cattle	Dairy cows	Poultry	
<i>Cotton seed</i>	SO	0.24	88	HR	10	25	NU	0.027	0.068	NU	
<i>Soya bean</i>	VD	0.6	89	HR	15	15	20	0.1	0.1	0.135	
<i>Potato</i>	VR	0.05	20	HR	75	40	NU	0.19	0.1	NU	
<i>Total</i>					100	80	20	0.32	0.27	0.13	

The calculated highest dietary burdens for beef cattle, dairy cattle and poultry are 0.32, 0.27 and 0.13 ppm, respectively.

Calculation of the dietary burden for STMR estimation

Commodity	Group	Residue (mg/kg)	% DM	highest residue or STMR	Diet content (%)			Residue (mg/kg)			Contribution
					Beef cattle	Dairy cows	Poultry	Beef cattle	Dairy cows	Poultry	
<i>Cotton seed</i>	SO	0.02	88	STMR	10	25	NU	0.002	0.006	NU	
<i>Soya bean</i>	VD	0.2	89	STMR	15	15	20	0.034	0.034	0.045	
<i>Potato</i>	VR	0.05	20	STMR	75	40	NU	0.188	0.1	NU	
<i>Total</i>					100	80	20	0.22	0.14	0.04	

The STMR dietary burdens for beef cattle, dairy cattle and poultry are 0.22, 0.14 and 0.04 ppm, respectively.

Animal commodity maximum residue levels

The livestock dietary burdens used for the estimation of the maximum residue levels for animal commodities are 0.32 ppm for beef cattle, 0.27 ppm for dairy cattle and 0.13 ppm for poultry. The livestock dietary burdens used for the STMR estimation for dietary risk assessment are 0.22 ppm for beef cattle, 0.14 ppm for dairy cattle and 0.04 ppm for poultry.

For poultry, the maximum dietary burden is estimated as 0.13 ppm. As a poultry feeding study was not provided, the poultry metabolism study is used to estimate maximum residue levels for eggs and poultry tissues. In the poultry metabolism study, hens were orally dosed for 12 days at levels of ¹⁴C endosulfan ranging 10 to 12 ppm. Scaling the TRR in eggs and poultry tissues for a maximum dietary burden of 0.13 ppm, residues in eggs, poultry muscle/fat and liver are 0.011 mg/kg, 0.013 mg/kg and 0.006 mg/kg respectively. The validated method of analysis for poultry tissues and eggs was conducted at concentrations of 0.025 mg/kg for each component of the residue definition, and as residues in poultry tissues and eggs are expected to be less than the validated LOQ of all of the components of the residue definition, the Meeting recommended maximum residue levels of 0.03* mg/kg for eggs, poultry meat and poultry edible offal. The STMR and HR values for eggs, poultry meat and poultry edible offal were 0.025 mg/kg.

For cattle, the maximum dietary burden for beef cattle and dairy cows is 0.32 and 0.27 ppm, respectively. The dietary burden for beef cattle will determine the estimates for meat, fat and edible offal while the dietary burden for dairy cows will determine the estimate for milk.

The maximum dietary burden of 0.32 ppm is below the lowest dose level in the cattle feeding study of 4 ppm. The target tissue for endosulfan residues in animal tissues is fat. The variation in residues in fat with dose level is significant and it is noted that at the 4 ppm dose level residues in composite fat were 1.2, 1.4 and 1.7 mg/kg. Using the highest residue of 1.7 mg/kg and scaling to 0.32 ppm, leads to an estimated residue of 0.14 mg/kg in fat. The Meeting noted that as the samples in the feeding study were composited fats and not from individual fat depots and as residues in meat producing animals are likely to be higher than milk producing animals, the Meeting recommended a maximum residue level of 0.2 mg/kg in meat on a fat basis. The previous recommendation of 0.1 mg/kg (fat) for meat (from mammals other than marine mammals) was withdrawn.

Similarly, scaling for residues in liver and kidney against the highest residues in the dose group leads to estimates of 0.078 mg/kg for liver and 0.006 mg/kg in kidney. On the basis of the estimates, the Meeting recommended maximum residue levels of 0.1 mg/kg for liver and 0.03* mg/kg for kidney.

For milk, residues in whole milk following dosing at 4 ppm ranged from 0.05 mg/kg to 0.08 mg/kg. Scaling for a dietary burden of 0.27 ppm, leads to an estimate of 0.005 mg/kg endosulfan in whole milk. Endosulfan is defined as fat-soluble, and residues in cream following dosing at 12 ppm ranged 0.81–1.42 mg/kg. Based on a dietary burden of 0.27 ppm for a dairy animal, residues in cream result in an estimate of 0.032 mg/kg. The Meeting recommended maximum residue levels of 0.1 mg/kg for milk fat and of 0.01 mg/kg for whole milk. The previous recommendation of 0.004 mg/kg F was withdrawn.

For dietary risk assessment, the STMR values are 0.09 mg/kg for meat/fat, 0.0039 mg/kg for muscle, 0.003 mg/kg for milk, 0.034 mg/kg for cream or milk fat, 0.054 mg/kg for liver and 0.004 mg/kg for kidney. The estimated HR values were 0.14 mg/kg for meat/fat, 0.0056 mg/kg for muscle, 0.078 mg/kg for liver and 0.006 for kidney.

RECOMMENDATIONS

On the basis of the data from supervised trials, the Meeting concluded that the residue concentrations listed below are suitable for establishing MRLs and for assessing IEDIs and IESTIs.

Definition of the residue (for compliance with the MRL and for estimation of the dietary intake):

Sum of alpha endosulfan, beta endosulfan and endosulfan sulfate. This definition applies to plant and animal commodities.

The residue is fat soluble.

CCN	Commodity	MRL, mg/kg		STMR or STMR-P, mg/kg	HR or HR/P mg/kg
		New	Previous		
FI 0326	Avocado	0.5		0.14	0.35
VP 0522	Broad bean (green pods and immature seeds)	W	0.5		
VB 0400	Broccoli	3	0.5	0.67	2.4
VB 0403	Cabbage, Savoy	W	2		
VB 0041	Cabbages, Head	W	1		
SB 0715	Cacao beans	0.2	0.1	0.01	
VR 0577	Carrot	W	0.2		
VB 0404	Cauliflower	W	0.5	-	-
VS 0624	Celery	7	2	2.6	5.0
FS 0013	Cherries	2	1	0.53	1.4
SB 0716	Coffee beans	0.2	0.1	0.02	
	Coffee beans, roasted			0.0013	
	Coffee, instant			0.0013	
VP 0526	Common bean (pods and/or immature beans)	W	0.5		
SO 0691	Cotton seed	0.3	1	0.02	
OC 0691	Cotton seed oil, Crude	W	0.5		
VC 0424	Cucumber	1	0.5	0.31	0.64
FI 0322	Custard apple	0.5		0.14	0.35
PE 0112	Eggs	0.03*		0.025	0.025
VO 0440	Eggplant	0.1		0.006	0.06
VP 0528	Garden pea (young pods)	W	0.5		
FB 0269	Grapes	W	1		
TN 0666	Hazelnuts	0.02*		0	0
VL 0480	Kale	W	1		
MO 0098	Kidney of cattle, goats, pigs and sheep	0.03*		0.004	0.006
VL 0482	Lettuce, Head	W	1		
VL 0483	Lettuce, Leaf	W	1		
FI 0343	Litchi	2		0.95	1.3
MO 0098	Liver of cattle, goats, pigs and sheep	0.1		0.054	0.078
TN 0669	Macadamia nuts	0.02*		0	0
GC0645	Maize	W	0.1		
MM 0095	Meat (from mammals other than marine mammals)	0.2 (fat)	0.1 (fat)	fat 0.09 muscle 0.0039	fat 0.14 muscle 0.0056
FI 0345	Mango	0.5		0.14	0.35
VC 0046	Melons, except watermelon	2	0.5	0.09	0.3
ML 0106	Milks	0.01	0.004 F	0.003	
FM 0183	Milk fats	0.1		0.034	

CCN	Commodity	MRL, mg/kg		STMR or STMR-P, mg/kg	HR or HR/P mg/kg
		New	Previous		
VA 0385	Onion, Bulb	W	0.2		
FC 0004	Oranges, Sweet, Sour	W	0.5		
FI 0350	Papaya	0.5		0.14	0.35
FS 0247	Peach	W	1		
FI 0352	Persimmon	2		0.95	1.3
FI 0353	Pineapple	W	2 Po		
FS 0014	Plums (including prunes)	W	1		
FP 0009	Pome fruits	W	1		
VR 0589	Potato	0.05*	0.2	0.05	0.05
PM 0110	Poultry meat	0.03*		0.025	0.025
PO 0111	Poultry, edible offal of	0.03*		0.025	0.025
SO 0495	Rape seed	W	0.5		
GC 0649	Rice	W	0.1		
VD 0541	Soya bean (dry)	1	1	0.2	
OC 0541	Soya bean oil, crude	2		0.64	
VL 0502	Spinach	W	2		
VC 0431	Squash, Summer	0.5	0.5	0.09	0.23
VR 0596	Sugar beet	W	0.1		
SO 0702	Sunflower seed	W	1		
VR 0508	Sweet potato	0.05*	0.2	0.05	0.05
DT 1114	Tea, Green, Black	W	30		
VO 0448	Tomato	1	0.5	0.22	0.85
JF 0448	Tomato juice			0.04	
	Tomato paste			0.13	
	Tomato puree			0.11	
	Tomato canned fruit, unpeeled			0.11	
	Tomato canned fruit, peeled			0.03	
GC 0654	Wheat	W	0.2		

DIETARY RISK ASSESSMENT

Long-term intake

The evaluation of endosulfan resulted in recommendations for MRLs and STMR values for raw and processed commodities. Where data on consumption were available for the listed food commodities, dietary intakes were calculated for the 13 GEMS/Food Consumption Cluster Diets. The results are shown in Annex 3 of the 2006 JMPR Report.

The International Estimated Daily Intakes (IEDI) of endosulfan, based on estimated STMRs were 3–20% of the maximum ADI (0.006 mg/kg bw). The Meeting concluded that the long-term intake of residues of endosulfan from uses that have been considered by the JMPR is unlikely to present a public health concern.

Short-term intake

The International Estimated Short Term Intake (IESTI) of endosulfan calculated for the commodities for which residue levels were estimated. The results are shown in Annex 4 of the 2006 JMPR Report.

The IESTI of endosulfan calculated on the basis of the recommendations made by the JMPR represented for children 0–390% and for the general population 0–210% of the ARfD (0.02 mg/kg bw). The IESTI for broccoli for children was 390% and for the general population 210% of the ARfD, for celery 270% for children and 120% for the general population, 120% for cherries for children, and 110% for tomato for children.

The Meeting concluded that the short-term intake of residues of endosulfan resulting from the uses that have been considered by the JMPR, except the uses on broccoli, celery, cherries and tomatoes, is unlikely to present a public health concern.

The Meeting noted that no residue data relating to an alternative GAP were submitted. The information provided to the JMPR precludes an estimate that the dietary intake would be below the ARfD for consumption of broccoli, celery, cherries and tomatoes by children and broccoli and celery for the general population.

The meeting noted that the ARfD of endosulfan was established in 1998. Since then improvements in the toxicological assessment have been made, including the introduction of compound specific assessment factors. Consequently, it is recommended that the ARfD of endosulfan be reassessed at a future meeting for possible refinements.

REFERENCES

Author, Date, Title, Institute, Report references Document Number

- Albrecht and Rexer, K. 1982. Endosulfan substance, production grade (physical form) unpublished report WIR 0072 (39) A24344
- Albrecht and Rexer, K. 1981. Endosulfan pure active ingredient (solubility in organic solvents) unpublished report WIR 0004 (17)A21252
- Albrecht, Kappes 1974. Endosulfan Pure (Melting Point) unpublished report WIR 0004 (26) A09432
- Albrecht, Kappes and Frensch 1974. Endosulfan pure, (Density) unpublished report WIR 0004 (06) A09427
- Albrecht, Rexer K. 1982. Endosulfan substance, production grade unpublished report WIR0072(37) A24343
- Albrecht, Rexer K. 1982. Endosulfan substance, production grade unpublished report WIR0072(40) A24345
- Balluff, M. 2001. Field Soil Dissipation of AE F002671 (Endosulfan) Following a Single Application to Bare (pre-emergence) Cotton Plots at 1 Location in Greece, 2000 Arbeitsgemeinschaft GAB Biotechnologie GmbH and IFU Umweltanalytik GmbH unpublished report20003033/GR1-FS C018180
- Bowman, James S. 1959. Subacute Feeding - Dairy Cows, preliminary report unpublished report A14205
- Buerkle, W.L. 1995. Metabolism in cucumber (*Cucumis sativus*) following three treatments with the 14C-labelled test substance at 7-day intervals and a nominal rate of 530 g ai/ha each, Endosulfan. Code: Hoe 002671 00 ZE97 0005 unpublished report CM93/039 A56011
- Buerkle, W.L., Wuerz, S., Mueller, A. 1989. Metabolism in tomato plants after three applications at a rate of 635 g/ha Endosulfan-14C Hoe 002671 unpublished report CM031/87 A44894
- Christ and Kellner 1968. Investigations with endosulfan-14C in mice unpublished report A53842
- Craine, E.M. 1986. A Dermal Absorption Study in Rats with 14C-Endosulfan unpublished report A35730
- Craine, Elliott M. 1988. A Dermal Absorption Study in Rats with 14C-Endosulfan with Extended Test Duration unpublished report A39677
- Czarnecki, J. J. and Mayasich, J. M. 1992. Terrestrial Field Dissipation of Endosulfan Applied to Cropped and Bare ground Plots in California published report Report of Bio/dynamics, Inc. NJ. and Research for Hire, CA, USA A51819
- Davies, D.J. 2002. Comparative Study on the Penetration through Human and Rat Skin unpublished report C021864
- Dorough, H.W., Huhtanen, K., Marshall, T.C. and Bryant, H.E. 1978, published report Pest. Biochem. Physiol. Vol. 8. 241-252. 1978 A14276 CO 21864
- Gildemeister, H. 1985. Hoe 002671-14-C, Aerobic Aquatic Metabolism with the Insecticide Endosulfan unpublished report Report (B)106/85 of Hoechst AG, Analytisches Laboratorium A31182

- Gildemeister, H. and Jordan, J. 1984. Aerobic Soil Metabolism of the Insecticide Hoe 002671 (Endosulfan) unpublished report (B)176/84 of Hoechst AG, Analytisches Laboratorium A29680
- Goerlitz, G. and Kloeckner, Ch. 1982. Hydrolysis of Hoe 02671 (endosulfan) unpublished report (B) 90(82) of Hoechst AG, Analytical Laboratory A31069
- Goerlitz, G. and Rutz, U. 1988. Abiotic hydrolysis of the two isomers Hoe 052618 (a-Endosulfan), Hoe 052619 (b-Endosulfan) as a function of pH unpublished report CP014/88 of Hoechst AG Analytisches Laboratorium A40003
- Goerlitz, G., Rutz, U. 1989. Abiotic hydrolysis of the two isomers Hoe 052618 (a-Endosulfan) and Hoe 052619 (b-Endosulfan) as a function of pH unpublished report CPO14/88 A40003
- Gorbach 1965. Investigations on Thiodan in the Metabolism of Milk Sheep unpublished report A14209
- Gorbach, S.C., Christ, O.E., Kellner, H.M., Kloss, G. and Boerner, E. 1968 Metabolism of Endosulfan in Milk Sheep published report J. Agr. Food Chem. Vol 6. page 950. 1968 A14216
- Gorlitz, G. 1990. Hoe 002671, water solubility in the non-neutral range unpublished report OE90/175 A45268
- Gorlitz, G. and Eyrich, U. 1986. Fat-Solubility (Hoe 002671, Hoe 052618, Hoe 052619) unpublished report CP076/85 A32583
- Hacker, L. A. 1989. Endosulfan (Thiodan 3EC), Field Dissipation Study of Terrestrial Uses on Tomatoes in Georgia/USA unpublished report of Landis Associates, Inc. GA, USA A42193
- Hammel, K. 2004. Kinetic Evaluation of the Dissipation of Endosulfan and its Metabolites Endosulfan Sulfate, Endosulfan Diol, Endosulfan Hydroxy Carboxylic Acid in Aerobic Water-Sediment Test Systems unpublished report MEF-318/03of Bayer CropScience C042131
- Hardy, I. 2001. Endosulfan : Field Dissipation Study in Spain unpublished report26644 of Aventis CropScience UK Ltd. C015651
- Huth, G. 1996. Endosulfan active substance, Emulsifiable concentrate 352 g/L. Additional information on physical and chemical properties of active substance and plant protection product unpublished report AL 20/79 A55218
- Indranignsih, McSweeney C.S., Ladds P.W. 1993. Residues of endosulfan in the tissues of lactating goats. published report Australian Vet. Journal. Vol. 70. pages 59-72 A51447
- Jonas, W. 2002. Degradation of [¹⁴C]Endosulfan in two Aerobic Water/Sediment Systems unpublished report NA 019404 of Natec Inst. C022921
- Kappes, A. 1974a. Endosulfan, physical state, colour unpublished report A02525
- Kappes, A. 1974b. Endosulfan, odour unpublished report WIR 0004 (14)A09429
- Keller, John G. 1959. Subacute Feeding Study – Dairy Cows. (Supplement to Report dated March 20, 1959) unpublished report A14206
- Kellner and Eckert. 1983. Hoe 02671-14C Pharmacokinetics and residue determinations after oral and intravenous administration to rats unpublished report A49475
- Klais, O. and Rexer, K. 1995. Endosulfan substance, technical. (Code Hoe 002671 00 ZD97 0003). Determination of the Oxidising Properties unpublished report A53949
- Krebs, B., Eickhoff, H., Raquet, H., Their, W. 1986. Quantitation of residues in vegetable crops following uptake from contaminated soil. unpublished report DEU 85172641, LEA/R86/013 A53399
- Lachmann, G. Siegemund, B. 1987. Hoe 002671-(5a,9a-14-C). Dermal Absorption of 14C-Endosulfan in Rhesus Monkeys unpublished report A36685
- Leah, J.M. and Reynolds, C.M.M. 1995. Endosulfan-Distribution, elimination and the nature of the metabolite residues in the milk and edible tissues of a lactating cow unpublished report TOX/95/142-3 A57041
- Leist, K.-H.; Mayer, D. 1987. Endosulfan – Active ingredient Technical (Code: Hoe 002671 01 ZD97 0003), 30-Day Feeding rat Study in Adult Male Wistar unpublished report A37112
- Mester, T. C. 1990. Final Report Endosulfan (LX165-03), Terrestrial/Runoff Study on Cotton in California with Furrow Irrigation unpublished report Hoechst AG, Analytisches Laboratorium and Landis International GA USA A42997
- Mislankar S and Tull P. 2003. Metabolism of [¹⁴C]-endosulfan in soybeans, unpublished report of Bayer CropScience, RTP, NC, USA edition no. M-24126501-1, unpublished report 601 BJ B004326
- Needham, D. 1998. 1st Amendment to Report No. TOX/97142-4 (Agredoc No. A59694), Report Title: Endosulfan - [¹⁴C]: Distribution, metabolism and excretion in the rat following a single oral administration of 1 mg or 6mg/kg bodyweight unpublished report A67544
- Needham, D. 2001. Endosulfan-[¹⁴C]: Rat-Analysis of polar metabolites following a single oral dose of 6 mg/kg bodyweight. unpublished report TOX 97098A C010989

- Needham, D. and Gutierrez Giulianotti, L. 1997. Endosulfan - [C14]: Distribution, metabolism and excretion in the rat following a single oral administration of 1 mg or 6mg/kg bodyweight unpublished report TOX/97/142-4 A59694
- Needham, D., Creedy, C.L., Hennings, P.A. 1998. Endosulfan-[14C]: Toxicokinetics in the rat following repeated daily oral administration of 1 mg/kg bodyweight for up to 28 days. unpublished report TOX 97099 A67138
- Noctor, J.C. and John, S.A. 1995. 14C)-Endosulfan: Rates of penetration through human and rat skin determined using an in vitro system unpublished report A54103
- Paarlar 1988. Photochemical Degradability of alpha and beta Endosulfan and Endosulfan sulfate in Air unpublished report A39963
- Peatman, M.H., Reynolds, C.M., Bright, J.H.M. and Godfrey, T.L. 1999. Residues of a-Endosulfan, b-Endosulfan and Endosulfan sulphate in milk and edible cattle tissues following 28 days feeding to lactating cows. unpublished report RESID/98/8 C003624
- Rexer, K. and Albrecht. 1982. Endosulfan substance, production grade (odour) unpublished report WIR 0072 (14) A24333
- Rexer, K. and Albrecht 1982b. Endosulfan substance, production grade (flash point) unpublished report WIR 0072 (13) A24332
- Rexer, K. and Albrecht 1982c. Endosulfan substance, production grade (explosiveness) unpublished report WIR 0072 (422) A24347
- Rexer, K. and Maier 1990. Endosulfan substance, technical (colour) unpublished report WIR 0072 (11) A43649
- Reynolds, C.M.M. 1995. Endosulfan-Distribution, elimination and the nature of the metabolite residues in the eggs and edible tissues of the laying hen unpublished report TOX/95/142-2 A56354
- Rochling, Rexer, K. and Maier. 1990. Endosulfan Substance, Pure (Boiling Point) unpublished report WIR 0004 (29)A43118
- Rochling, and Rexer, K. 1990. Endosulfan substance pure, Chemical stability unpublished report WIR 0004 (31C) A43119
- Sarafin, K. and Asshauer, J. 1987a. Hoe 052618 and Hoe 052619 (a-Endosulfan) and b-Endosulfan)-Partition Coefficient Octanol/Water unpublished report (B)124/87 A36576
- Sarafin, K. and Asshauer, J. 1987b. Hoe 052618 and Hoe 052619 (a-Endosulfan) and b-Endosulfan)-Solubility in water unpublished report (B)154/87 A36704
- Sarafin, R. 1986. 1H-NMR-Spectrum (beta Endosulfan) unpublished Report(B) 2/86 A32480
- Sarafin, R. 1987. Hoe 002671 (Endosulfan), Hoe 052618 (a-Endosulfan), and Hoe 052619 (b-Endosulfan)-Vapour Pressures unpublished report(B)153/87 A36734
- Sarafin, R. 1985a. 1H-NMR-Spectrum (alpha Endosulfan) unpublished Report(B) 266/85 A32477
- Sarafin, R. 1985b. Infrared (IR)-Absorption-Spectrum (alpha Endosulfan) unpublished report(B)267/85 A32479
- Sarafin, R. 1985c. Infrared (IR)-Absorption-Spectrum (beta Endosulfan) unpublished report(B)269/85 A32582
- Sarafin, R. and Winterscheidt, G. 1985. Mass-Spectrum (alpha Endosulfan) unpublished report (B)241/85 A32478
- Sarafin, R. and Winterscheidt, G. 1985b. Mass-Spectrum (beta Endosulfan) unpublished report (B)240/85 A32481
- Schnoeder, F. [14C]AE F051327: Soil Metabolism and Degradation unpublished report 1651-1490-019 of Covance Laboratories GmbH C019647
- Schnoeder, F. Amendment to the Final Report [14C]AE F051327: Soil Metabolism and Degradation unpublished report 1651-1490-019 of Covance Laboratories GmbH C020629
- Schwab, W. 1995. Metabolism in apples (*Malus sylvestris* va. *Domestica*) following single treatment of a young tree with C14-labelled test substance Endosulfan. Code: Hoe 002671 00 ZE97 0005 unpublished report CM93/040 A53662
- Selzer, J. 2001. Metabolism in Sugar Beets (*Beta Vulgaris*) Treated Twice with Endosulfan at an application Rate of 630 g a.s./ha Each unpublished report CM99/131 C015970
- Smeykal, H. 2001. Endosulfan Substance Pure (Melting Point) unpublished report 20010418,01 C013620
- Smeykal, H. 2001. Endosulfan Substance, Pure (Boiling Point) unpublished report 20010418,01 C013620
- Stumpf, K. Comments Regarding the Dutch Hazard Assessment of Endosulfan Concerning the Bioavailability in Water/Sediment Systems. unpublished report OE90/252 of Hoechst AG, Produktentwicklung GB-C, Oekologie A44231
- Stumpf, K. and Schink, C. 1988. Hoe 002671-14C: Photodegradation of alpha-Endosulfan (Hoe 052618) and beta-Endosulfan (Hoe 052619) in Water unpublished report CB074/87 A37588
- Stumpf, K., Dambach, P. and Lenz O. Hoe 002671, Hoe 052618, Hoe 052619, Metabolism of 14C-labelled Endosulfan in Five Soils under Aerobic Conditions unpublished report CB88/037 of AgrEvo GmbH, Umweltforschung A53618

Stumpf, K., Gildemeister, H., Dambach, P. and von Fleischbein, I. 1986. Hoe 002671-14C, Aerobic Metabolism of Endosulfan in Soil and the Influence of Increased Microbial Biomass at 28°C unpublished report CB017/86 of Hoechst AG, Analytisches Laboratorium A39429

Tiirmaa, H., Krebs and Sochor, H. 1993. Degradation of endosulfan in soil after applications of Thiodan 50 WP over several seasons on an apple orchard unpublished report of 98/144 of Hoechst AG, Geschäftsbereich Landwirtschaft, Produktentwicklung Oekologie II and Hoechst Holland N.V. Agro Chemie A53771

Weller, O. 1990a. Hoe 002671, dissociation constant (pK value) unpublished report OE90-183 A45269

Weller, O. 1990b. Henry constants of Hoe 052618 (alpha-Endosulfan) and Hoe 052619 (beta-Endosulfan) unpublished report OE90/180 A43544

Wink, O. 1985a. UV-VIS-Spectrum (alpha Endosulfan) unpublished report(B)108/85 A31065

Wink, O. 1985b. UV-VIS-Spectrum (beta Endosulfan) unpublished report(B)109/85 A31063

Methods of analysis

Diot, R. and Kieken, J.-L. 2004. Storage Stability of Residues of Endosulfan Lactone and Endosulfan Diol in Sugar Beet Leaves During Deep Freeze Storage for up to 24 Months unpublished report01-130 C040163

Garner M.A. and Snowdon P.J. 1995. Validation of analytical method, crops, gas chromatography unpublished report RESID/95/28 A55596

Haines, B.K. 2001. Independent Laboratory Validation for the Determination of Residues of Deltamethrin in Lettuce, Oranges, Milk and Fat, and Endosulfan in Lettuce and Oranges Using Method DGM F01/97-1 unpublished report XEN00-31 B003259

Hong Li. 1999. Determination of endosulfan alpha, beta, sulphate, lactone and diol residues in wheat grain, forage and straw, and sugar beet roots and tops unpublished report 01-130 C040163

Huff D.K., Winkler D.A. 1997. Validation of the analytical method in animal tissues, egg (white and yolk) and dairy matrices based upon FDA pesticide analytical manual, volume I multi-residue methodology for the determination of Endosulfan (alpha, beta and sulfate) unpublished report95-0061 A57847

Idstein H., Junker H. and Becker D. 1995. Determination of Hoe 002671 (Endosulfan) and Hoe 051327 (endosulfan sulphate) in potatoes by gas chromatography (modified DFG S19 unpublished report AL 003/95-0method). A55564

Martens R. 1999. Enforcement method and validation for water by GC Deltamethrin, endosulfan Code: AE F032640, AE F002671 unpublished report EMF11/99-0 C005528

Martens R. 1998a. Analytical method and validation for the determination of residues of endosulfan and deltamethrin by GC Deltamethrin, endosulfan Code: AE F032640 and AE F002671 unpublished report DGM F01/97-0 C000413

Martens R. 1998b. Analytical method and validation for the determination of residues of endosulfan and deltamethrin by GC, Amendment 1. unpublished report DGM F01/97-0 C001652

Martens R. 1998c. Validation of analytical method DGM F01/97-0 for residues of endosulfan and deltamethrin in cucumber, orange, melon and tomato Deltamethrin, endosulfan Code: AE F032640, AE F002671 unpublished report CR97/027 C001152

Martens R. 2000a. Data generation and enforcement method for residues on plant material by GC Deltamethrin, Endosulfan Code: AE F032640, AE F002671 unpublished report DGM F01/97-1 C007949

Martens R. 2000b. Validation of analytical method DGM F01/97-0 for dry crops (grain) Deltamethrin Endosulfan unpublished report CR99/025 C006935

Seefeld F. 1990. Validation report. Analysis of endosulfan residues in soil unpublished Report Oec11/90 C008891

Werner H.-J., Klante G. and Merz H.D. 1987. Residue determination in soil, water, urine and plant-material of the active ingredient and Endosulfan-sulfate as well as in soil, water, urine and plant-material of Endosulfandiols and endosulfan-lactone unpublished report AL 60/86 A34558

Winkler, D.A. 1997. Freezer Storage Stability of Endosulfan (a, b and Sulfate) On Crop Raw Agricultural Commodities and Processed Commodities unpublished report 95-0072 A57831

Winkler, D.A. 1998a. Freezer Storage Stability of Endosulfan (a, b and Sulfate) On Animal Tissue and Dairy Matrices unpublished report96-0046 A67512

Winkler, D.A. 1998b. Freezer Storage Stability of Endosulfan (a, b and Sulfate) On Crop Raw Agricultural Commodities and Processed Commodities-Amendment No. 1 to Final Report unpublished report95-0072 A67528

Wrede A.2002. Analytical method and validation of endosulfan in cotton by GC-MSD Code: AE F002671 unpublished report AM 02/03 C022533

Residue studies

- Anon 1995 Report on plant protection residue trial (Solanum tuberosum) Code: Hoe 002671 unpublished report ER94ECS770/BBA A55993
- Anon 1977a Pflanzenschutzmittel-Rueckstaende unpublished report LEA2/48/01/02-76 A08888
- Anon 1977b Pflanzenschutzmittel-Rueckstaende unpublished report LEA2/713/01/02-77A A12270
- Anon 1977c Pflanzenschutzmittel-Rueckstaende unpublished report LEA3/713/01/02-77A A12271
- Anon 1977d Pflanzenschutzmittel-Rueckstaende unpublished report LEA4/713/01/02-77A A12272
- Anon 1977e Pflanzenschutzmittel-Rueckstaende unpublished report LEA1/713/01/02-77 A12767
- Balluff M. 1999. Determination of residues of endosulfan in hazelnuts following two applications of AE F002671 00 EC33 B331 under field conditions at 2 locations in Italy, 1998 Code: AE F002671 00 EC33 B331 unpublished report98059/I1-FPHN C004070
- Balluff M. 2000. Determination of residues of endosulfan in hazelnuts following two applications of AE F002671 00 EC33 B329 under field conditions at 2 locations in Italy, 1999 unpublished report99335/I1-FPHN C008366
- Balluff M. 2000A. Field Residue Study for the Determination of Residues of Endosulfan after the Maximum Number of Applications with Arasulfan 35EC in Green or Red Pepper at 4 different Site in Spain, 1999 unpublished report99172/S1-FPGP C044590
- Balluff M. 2000B. Field Residue Study for the Determination of Residues of Endosulfan after the Maximum Number of Applications with Arasulfan 35EC in Green or Red Pepper at 4 different Sites (Greenhouse) in Spain, 1999 unpublished report 99172/S1-FPGP C044592
- Balluff M. 2000 C. Field Residue Study for the Determination of Residues of Endosulfan after the Maximum Number of Applications with Arasulfan 35EC in Green or Red Pepper at 4 different Sites (Greenhouse) in Spain, 2000 unpublished report 99172/S2-FPGP C044588
- Balluff M. 2002. Field residue study for the determination of residues of endosulfan in cacao after the maximum number of applications with Thiodan 26 CS (AE F002671 00 CS26 E218) and Thiodan 500 EC (AE F002671 00 EC43 A508) in Ivory Coast, Western Africa, 2001 / 2002 unpublished report 20013056/IC1-FPCC C020887
- Balluff M. 2003. Field residue study for the determination of residues of endosulfan in cacao after the maximum number of applications with Thiodan 26 CS (AE F002671 00 CS26 E218) and Thiodan 500 EC (AE F002671 00 EC434 A508) under field conditions in Western Africa, 2002 unpublished report 20013056/AF1-FPCC C032568
- Bodnaruk K. 2001. Field trials to determine the level of endosulfan in carrots at harvest following 3 applications to the crops unpublished report 1/8/565 AH04007
- Bodnaruk K. 2001. Field trials to determine the level of endosulfan in beetrot at harvest following 4 applications to the crops unpublished report 1/8/534 AH04007
- Bodnaruk K. 2001. Field trials to determine the level of endosulfan in potatoes at harvest following 3 applications to the crops unpublished report 1/7/562 AH04007
- Bodnaruk K. 2001. Field trials to determine the level of endosulfan in sweet potatoes at harvest following 3 applications to the crops unpublished report 1/8/533 AH04007
- Bodnaruk K. 2001. Field trials to determine the level of endosulfan in rhubarb at harvest following 2 applications to the crops unpublished report 1/10/558 AH04007
- Bodnaruk K. 2001. Field trials to determine the level of endosulfan in celery at harvest following 3 applications to the crops unpublished report 1/10/535 AH04007
- Bodnaruk K. 2001. Field trials to determine the level of endosulfan in apricots at harvest following 3 applications to the crops unpublished report 1/9/561 AH04007
- Bodnaruk K. 2001. Field trials to determine the level of endosulfan in peaches at harvest following 3 applications to the crops unpublished report1/9/541 AH04007
- Bodnaruk K. 2001. Field trials to determine the level of endosulfan in nectarines at harvest following 3 applications to the crops unpublished report1/9/536 AH04007
- Bodnaruk K. 2001. Field trials to determine the level of endosulfan in peas at harvest following 3 applications to the crops unpublished report1/10/557 AH04007
- Bodnaruk K. 2001. Field trials to determine the level of endosulfan in beans at harvest following 3 applications to the crops unpublished report1/10/538 AH04007
- Bodnaruk K. 2001. Field trials to determine the level of endosulfan in tomatoes at harvest following 3 applications to the crops unpublished report1/10/552 AH04007

- Bodnaruk K. 2001. Field trials to determine the level of endosulfan in egg plants at harvest following 3 applications to the crops unpublished report1/10/540 AH04007
- Bodnaruk K. 2001. Field trials to determine the level of endosulfan in sweet corn at harvest following 3 applications to the crops unpublished report1/10/580 AH04007
- Bodnaruk K. 2001. Field trials to determine the level of endosulfan in capsicums at harvest following 3 applications to the crops unpublished report1/10/559 AH04007
- Bodnaruk K. 2001. Field trials to determine the level of endosulfan in pears at harvest following 6 applications to the crops unpublished report1/8/553 AH04007
- Bodnaruk K. 2001. Field trials to determine the level of endosulfan in apples at harvest following 6 applications to the crops unpublished report1/8/563 AH04007
- Bodnaruk K. 2001. Field trials to determine the level of endosulfan in macadamia at harvest following 3 applications to the crops unpublished report1/10/532 AH04007
- Bodnaruk K. 2001. Field trials to determine the level of endosulfan in rockmelons at harvest following 4 applications to the crops unpublished report1/10/551 AH04007
- Bodnaruk K. 2001. Field trials to determine the level of endosulfan in zucchini at harvest following 4 applications to the crops unpublished report1/10/556 AH04007
- Bodnaruk K. 2001. Field trials to determine the level of endosulfan in cucumbers at harvest following 4 applications to the crops unpublished report1/10/547 AH04007
- Bodnaruk K. 2001. Field trials to determine the level of endosulfan in lemons at harvest following 4 applications to the crops unpublished report1/10/543 AH04007
- Bodnaruk K. 2001. Field trials to determine the level of endosulfan in mandarins at harvest following 4 applications to the crops unpublished report1/10/542 AH04007
- Bodnaruk K. 2001. Field trials to determine the level of endosulfan in oranges at harvest following 4 applications to the crops unpublished report1/10/544 AH04007
- Bodnaruk K. 2001. Field trials to determine the level of endosulfan in cabbage at harvest following 3 applications to the crops unpublished report1/5/564 AH04007
- Bodnaruk K. 2001. Field trials to determine the level of endosulfan in broccoli at harvest following 3 applications to the crops unpublished report1/5/594 AH04007
- Bodnaruk K. 2001. Field trials to determine the level of endosulfan in cauliflower at harvest following 3 applications to the crops unpublished report1/5/550 AH04007
- Bodnaruk K. 2001. Field trials to determine the level of endosulfan in pawpaws at harvest following 4 applications to the crops unpublished report1/10/539 AH04007
- Bodnaruk K. 2001. Field trials to determine the level of endosulfan in persimmons at harvest following 2 applications to the crops unpublished report1/10/545 AH04007
- Bodnaruk K. 2001. Field trials to determine the level of endosulfan in avocados at harvest following 6 applications to the crops unpublished report1/10/554 AH04007
- Bodnaruk K. 2001. Field trials to determine the level of endosulfan in mangoes at harvest following 4 applications to the crops unpublished report1/10/537 AH04007
- Bodnaruk K. 2001. supervised residue trials for endosulfan in custard apple unpublished report1/2/500 AH04007
- Brady, S.S. 1997a. Magnitude of residues in or on cucumbers resulting from three applications of Phaser(R) EC or Phaser(R) WP insecticide USA 1995 unpublished report BJ95R05 A55818
- Brady S.S. 1997b. Magnitude of Endosulfan residues in or on tomatoes resulting from three applications of Phaser(R) EC or Phaser WP insecticide USA, 1995 Endosulfan unpublished report BJ-95R-06 A55822
- Brady S.S. 1997c. Magnitude of residues in or on celery resulting from a single application of Phaser(R) EC or Phaser WP insecticide, USA, 1995 Endosulfan unpublished report BJ-95R-04 A55830
- Brady S.S. 1997d. Magnitude of Endosulfan residues in or on potatoes and processed potato commodities resulting from three applications of Phaser(R) EC insecticide at an exaggerated rate, USA, 1995 Endosulfan unpublished report BJ95R08 A57705
- Brady S.S. 1997e. Magnitude of Endosulfan residues in or on summer squash resulting from three applications of Phaser(R) insecticide, USA, 1996 unpublished report BJ96R02 A57714

- Brady S.S. 1997f. Magnitude of Endosulfan residues in or on tomatoes and processed tomato commodities resulting from three applications of Phaser(R) EC insecticide at an exaggerated rate, USA, 1995 Endosulfan unpublished report BJ95R09 A57707
- Brady S.S. 1997g. Magnitude of residues in or on grapes and processed grape commodities resulting from two applications of Phaser(R) EC insecticide Endosulfan unpublished report BJ95R07 A55834
- Brady S.S. 1997h. Magnitude of Endosulfan residues in or on broccoli resulting from three applications of Phaser(R) EC or Phaser WP insecticide, USA, 1995 Endosulfan unpublished report BJ95R03 A55827
- Brady S.S. 1997i. Magnitude of residues in or on cucumbers resulting from three applications of Phaser(R) insecticide Endosulfan unpublished report BJ96R01 A57716
- Brady S.S. 1997j. Magnitude of Endosulfan residues in or on sweet cherries resulting from one application of Phaser(R) insecticide, USA, 1996 Endosulfan unpublished report BJ96R03 A57718
- Brady S.S. 1997k. Magnitude of Endosulfan residues in or on sweet potatoes resulting from two to three applications of Phaser(R) insecticide Endosulfan unpublished report BJ96R05 A57719
- Brady S.S. 1997l. Magnitude of Endosulfan residues in or on sour cherries resulting from one application of Phaser(R) insecticide, USA, 1996 Endosulfan unpublished report BJ96R04 A57715
- Brady S.S. 1998. Magnitude of endosulfan residues in or on celery resulting from a single application of Phaser(R) insecticide, USA, 1997 unpublished report BJ97R002 C000900
- Buxton R.W. 1961. 15-Thiodan (Residues on cole crops) unpublished report R-470 A48547
- Erbel A., Ertz K. 2003. Processing of tomatoes treated with endosulfan CS (330 g/L) into tomato juice and canned tomatoes unpublished report MR-510/02 C030836
- Fabian 1974. Pflanzenschutzmittel-Rueckstaende unpublished report2/74/01/02 A05393
- Gomez C.A. 1996. Magnitude of the residue of endosulfan in coffee raw agricultural commodities and processed fractions unpublished report AA930040 A55745
- Gorbach S. 1970. Determination of Endosulfan (alpha- und beta-Isomer) and Endosulfan-Sulfate in Dry Tea and Tea Infusion Prepared Thereof. unpublished report(B)49/70 A53967
- Hees M., Idstein H., Junker H. 1996. Determination of residues of Hoe 002671 to establish a maximum residue level following 2 applications in tomatoes under greenhouse conditions Endosulfan emulsifiable concentrate 352 g/L unpublished report ER93ECS701 Code: Hoe 002671 00 EC33 B324 A54361
- Helgers A. 1999a. Decline of residues in sugar beet, Italy 1997 Endosulfan emulsifiable concentrate 352 g/L unpublished report ER97ECS746 Code: AE F002671 00 EC33 B331 A67554
- Helgers A. 1999b. Residues at harvest in sugar beet Italy 1998 Endosulfan emulsifiable concentrate 352 g/L Code: AE F002671 00 EC33 B331 unpublished report ER98ECS746 C000486
- Hinstridge P. 1960. 15 – Thiodan (Residue on apples) unpublished report R-385 C009878
- Hinstridge P.A. 1963a. 15-Thiodan and Thiodan-sulfate Residues on apples unpublished report R-677 A30339
- Hinstridge P.A. 1963b. 15-Thiodan and thiodan sulfate residues in peaches unpublished report R-689 C009876
- Hinstridge P.A. 1965a. Residues on peppers 15-Thiodan and Thiodan-sulfate unpublished report R-1001 A48560
- Hinstridge P.A. 1965b. 15-Thiodan and Thiodan-sulfate Residues on celery unpublished report R-908 A30347
- Hinstridge P.A. 1968. Thiodan and Thiodan-sulfate (Residues on fresh pineapple and pineapple bran) unpublished report R-1097 A26128
- Hinstridge P.A. 1972. 15-Thiodan (Residues in or on grapes and grape pomace) unpublished report R-1198 A30342
- Hoppe T. 1974a Pflanzenschutzmittel-Rueckstaende unpublished report4/74/01/02 A05394
- Hoppe T. 1974b Pflanzenschutzmittel-Rueckstaende unpublished report4/74/02/02 A05395
- Hoppe T. 1974c Pflanzenschutzmittel-Rueckstaende unpublished report4/93/04/04 A06462
- Hoppe T. 1974d Pflanzenschutzmittel-Rueckstaende unpublished report4/93/04/02 A06463
- Hoppe T. 1974e Pflanzenschutzmittel-Rueckstaende unpublished report4/93/04/03 A06464
- Hoppe T. 1974f Pflanzenschutzmittel-Rueckstaende unpublished report4/93/05/02 A06465
- Hoppe T. 1974g Pflanzenschutzmittel-Rueckstaende unpublished report4/93/05/03 A06466
- Hoppe T. 1974h Pflanzenschutzmittel-Rueckstaende unpublished report4/93/05/04 A06467
- Hoppe T. 1974i Pflanzenschutzmittel-Rueckstaende unpublished report4/93/02/02 A06468

- Hoppe T. 1974j Pflanzenschutzmittel-Rueckstaende unpublished report4/93/02/03 A06469
- Hoppe T. 1974k Pflanzenschutzmittel-Rueckstaende unpublished report4/93/02/04 A06470
- Hoppe T. 1974l Pflanzenschutzmittel-Rueckstaende unpublished report4/93/01/02 A06471
- Hoppe T. 1974m Pflanzenschutzmittel-Rueckstaende unpublished report4/93/01/03 A06472
- Hoppe T. 1974n Pflanzenschutzmittel-Rueckstaende unpublished report4/93/01/04 A06473
- Hoppe T. 1974o Pflanzenschutzmittel-Rueckstaende unpublished report4/90/02/02 A02621
- Hoppe T. 1974p Pflanzenschutzmittel-Rueckstaende unpublished report4/90/02/03 A02622
- Hoppe T. 1974q Pflanzenschutzmittel-Rueckstaende unpublished report4/90/02/04 A02623
- Hoppe T. 1974r Pflanzenschutzmittel-Rueckstaende unpublished report4/90/01/02 A02624
- Hoppe T. 1974s Pflanzenschutzmittel-Rueckstaende unpublished report4/90/01/03 A02619
- Hoppe T. 1975a Pflanzenschutzmittel-Rueckstaende unpublished report3/74/02/02 A05398
- Hoppe T. 1975b Pflanzenschutzmittel-Rueckstaende unpublished report3/74/01/02 A05399
- Hoppe T. 1975c Pflanzenschutzmittel-Rueckstaende unpublished report LEA4/84/01/02-75B A04698
- Hoppe T. 1975d Pflanzenschutzmittel-Rueckstaende unpublished report LEA3/84/01/02-75 A05870
- Hoppe T. 1975e Pflanzenschutzmittel-Rueckstaende unpublished report LEA3/85/01/02-75 A04697
- Hoppe T. 1975f Pflanzenschutzmittel-Rueckstaende unpublished report LEA4/85/01/02-75B A04699
- Hoppe T. 1975g Pflanzenschutzmittel-Rueckstaende unpublished report LEA4/82/01/02-75A A04837
- Hoppe T. 1975h Pflanzenschutzmittel-Rueckstaende unpublished report LEA4/82/02/02-75A A04838
- Hoppe T. 1975i Pflanzenschutzmittel-Rueckstaende unpublished report LEA4/82/03/02-75A A04839
- Hoppe T. 1976a Pflanzenschutzmittel-Rueckstaende unpublished report LEA3/83/01/02-75 A05866
- Hoppe T. 1976b Pflanzenschutzmittel-Rueckstaende unpublished report LEA4/83/01/02-75 A05867
- Hoppe T. 1977c Pflanzenschutzmittel-Rueckstaende unpublished report LEA3/67/01/02-76 A08914
- Hoppe T. 1977d Pflanzenschutzmittel-Rueckstaende unpublished report LEA3/74/01/02-76 A08916
- Hoppe T. 1977e Residues of Plant Protection Chemicals unpublished report2-21-01-02 A10195
- Hoppe T. 1977f Residues of Plant Protection Chemicals unpublished report2-21-01-03A A13597
- Hoppe T. 1978g Residues of plant protection chemicals unpublished report ZA/77/03-02-02 A15532
- Hoppe T. 1978h Residues of plant protection chemicals unpublished report ZA/77/03-02-03 A15534
- Hoppe T. 1978i Residues of plant protection chemicals unpublished report ZA/77/03-02-04 A15536
- Hoppe T. 1978j Residues of plant protection chemicals unpublished report ZA/77/01-04-06 A15538
- Hoppe T. 1978k Residues of plant protection chemicals unpublished report ZA/77/01-04-07 A15540
- Hoppe T. 1978l Pflanzenschutzmittel-Rueckstaende unpublished report LEA1/701/1-78 A16217
- Hoppe T. 1978m Pflanzenschutzmittel-Rueckstaende unpublished report LEA2/701/1-78 A16219
- Hoppe T. 1978n Pflanzenschutzmittel-Rueckstaende unpublished report LEA3/701/1-78 A16221
- Hoppe T. 1978o Pflanzenschutzmittel-Rueckstaende. (Gewaechshausgurke) unpublished report LEA4/701/1-78 A16223
- Huth, G. 1999a. Collection of residues data summary from supervised trials and processing studies in Pomefruit, Grapes, Tomatoes and Melon. unpublished report PRS99/012 C004071
- Huth, G. 1999b. Residues data summary from supervised trials in Cotton unpublished report PSR99/011 C004073
- Huth, G. 1999c. Residues data summary from supervised trials in Soybeans unpublished report PSR99/010 C004072
- Huth, G. and Wurm, W. 1976. Pflanzenschutzmittel-Rueckstaende unpublished report LEA1/57/01/02-76 A57141
- Idstein H., Junker H., Klein E.H-J. 1996a Determination of residues of Hoe 002671 to establish a maximum residue level following 2 applications in potatoes Endosulfan emulsifiable concentrate 352 g/L Code: Hoe 002671 00 EC33 B325 unpublished report ER94ECS770 A55214

- Idstein H., Junker H., Klein E.H.-J. 1996b Residue trials in apples to establish a maximum residue level Determination of active substances and the metabolite decline following 2 applications in apples and processing to apple puree and apple juice Endosulfan emulsifiable concentrate 352 g/L unpublished report ER94ECS705 A55874
- Idstein H., Junker H., Sonder K.-H. 1996 Determination of residues of Hoe 002671 to establish a maximum residue level following 2 applications in tomatoes under greenhouse conditions Endosulfan emulsifiable concentrate 352 g/L Code: Hoe 002671 00 EC33 B325 unpublished report ER94ECS701 A54360
- Jackson M.C. 1997. Residues in pineapple processing fractions of Thiodan 3EC unpublished report PGAH950001P A59907
- Klein E. H.-J. 1999d. Residues at harvest in oranges European Union (southern zone) 1998. Endosulfan emulsifiable concentrate (EC) 32.9% w/w (=352 g/L) Code: AE F002671 00 EC33 B331 unpublished report ER98ECS740 C003108
- Klein E.H.-J. 1998a. Residue trials on grapes to confirm a maximum residue level. Determination of active substance and metabolite decline following two (2) applications. European Union (southern zone) 1997 Endosulfan emulsifiable concentrate 352 g/L Code: AE F002671 00 EC unpublished report ER97ECS744 C001151
- Klein E.H.-J. 1998b. Residue trials on peaches to establish a maximum residue level. Determination of active substance and metabolite decline following 3 applications. European Union (southern zone) 1997 Endosulfan emulsifiable concentrate 352 g/L Code: AE F002671 00 EC33 unpublished report ER97ECS742 C001114
- Klein E.H.-J. 1999a. Decline of residues in mandarin tree, European union, southern zone 1997 Endosulfan emulsifiable concentrate (EC) 32.9% w/w (= 352 g/L) Code: AE F002671 00 EC33 B331 unpublished report ER97ECS741 C001465
- Klein E.H.-J. 1999b. Decline of residues in orange fruits and transfer of residues into juice European Union (southern zone) 1997 Endosulfan emulsifiable concentrate (EC) 32.9% w/w (= 352 g/L) Code: AE F002671 00 EC33 B331 unpublished report ER97ECS740 C001464
- Klein E.H.-J. 1999c. Residues at harvest in peaches European Union (southern zone) 1998. Endosulfan emulsifiable concentrate (EC) 32.9% w/w (= 352 g/L) Code: AE F002671 00 EC33 B331 unpublished report ER98ECS742 C002960
- Klein E.H.-J. 1999d. Residues at harvest in oranges European Union (southern zone) 1998 Endosulfan emulsifiable concentrate (EC) 32.9% w/w (=352 g/L) Code: AE F002671 00 EC33 B331 unpublished report ER98ECS740 C003108
- Klein E.H.-J. 1999e. Residues at harvest in mandarins European Union (southern zone) 1998 Endosulfan emulsifiable concentrate (EC) 32.9% w/w (=352 g/L) Code: AE F002671 00 EC33 B331 unpublished report ER98ECS741 C003107
- Klein E.H.-J. 2003a. Residues at harvest in cotton European Union (Southern zone) 2002. Endosulfan, AE F002671 suspension of microcapsules (CS) 25.78% w/w (= 330 g/L) Code: AE F002671 00 CS26 E218 unpublished report02R172 C029816
- Klein E.H.-J. 2003b. Residues at harvest in cotton European Union (Southern zone) 2002. Endosulfan, AE F002671 emulsifiable concentrate (EC) 32.9% w/w (= 352 g/L) Code: AE F002671 00 EC33 B333 unpublished report02R170 C029815
- Klein E.H.-J. 2003c. Decline of residues in tomatoes and following rotational crop European Union (Southern zone) 2002 Endosulfan, AE F002671 emulsifiable concentrate (EC) 32.9% w/w (= 352 g/L) Code: AE F002671 00 EC33 B333 unpublished report02R171 C032692
- Klein E.H.-J., Buerstell H. 1997. Residue trials in vine to establish a Maximum Residue Level Determination of active substance and the metabolite decline following 3 applications in vine and processed fractions European Union, (southern zone), 1994. Endosulfan EC (emulsifiable concen unpublished report ER94ECS730 A55225
- Krebs, B. 1994a. Endosulfan Residues data summary from supervised trials in Savoy cabbage unpublished report PRS94/024 A53963
- Krebs, B. 1994b. Endosulfan Residues data summary from supervised trials in Cacao unpublished report PSR94/034 A53973
- Martens R. 1999. Transfer of residues of endosulfan and its metabolite into processed commodities of peaches European Union (southern zone) 1998 Endosulfan emulsifiable concentrate 352 g/L Code: AE F002671 00 EC33 B331 unpublished report CR98/010 C003180
- Rose, S 1984a Analytical report. Analysis of Endosulfan (Hoe 002671) in tomato. unpublished report EI84-USA-03R/1913(4) A30309
- Rose, S 1984b Analytical report. Analysis of Endosulfan (Hoe 002671) in tomato. unpublished report EI84-USA-03R/1913(1) A32875

- Rose, S 1984c Analytical report. Analysis of Endosulfan (Hoe 002671) in cucumber and cantaloupe unpublished report1913(7) A32884
- Rose, S 1984d Analytical report. Analysis of Endosulfan (Hoe 002671) in squash unpublished report EI84-USA-02R/1913(6) A30310
- Rose, S 1984e Analytical report. Analysis of Endosulfan (Hoe 002671) in squash, cucumber and cantaloupe unpublished report EI84-USA-02R/1913(5) A32882
- Rose, S 1985 Analytical report. Analysis of Endosulfan (Hoe 002671 in cucumber unpublished report1913(12) A32883
- Ryan Keith, Rose Sam, Novak Roger 1984. Analytical report Analysis in tomato of Endosulfan Code: Hoe 002671 unpublished report1913(2) A32876
- Sing N. 2000. Analytical report of analysis in litchis of endosulfan longan association unpublished report LAA-3A AH04007
- Sonder K.-H. 1996. Residues to establish a maximum residue level following 3 applications A54358 in musk melons (Cucumis melo) under field conditions European Union (southern zone), 1994 of Hoe 002671 and its metabolites Endosulfan emulsifiable concentrate 352 g/L unpublished report ER94ECS780
- Sonder K.-H. 2002a. Residues at harvest in tomatoes (indoor) European Union (Southern zone) 2001 Endosulfan emulsifiable concentrate (EC) 32.9% w/w (= 352 g/L) C020750 Code: AE F002671 00 EC33 C703 unpublished report01R642
- Sonder K.-H. 2002b Residues at harvest in tomatoes (protected) European Union (Southern zone) 2001 Endosulfan suspension of micro capsules (CS) 25.78% w/w (= 330 g/L) Code: AE F002671 00 CS26 E218 unpublished report01R641 C020749
- Sonder K.-H., Idstein H., Junker H. 1996a Determination of residues of Hoe 002671 to establish a maximum residue level following 2 applications in tomatoes for industrial use under field conditions Endosulfan emulsifiable concentrate 352 g/L Code: Hoe 02671 00 EC33 B324 unpublished report ER93ECS700 A54363
- Sonder K.-H., Idstein H., Junker H. 1996b Determination of residues of Hoe 002671 to establish a maximum residue level following 2 applications in tomatoes for industrial use under field conditions Endosulfan emulsifiable concentrate 352 g/L Code: Hoe 002671 00 EC33 B325 unpublished report ER94ECS700 A54362
- Sonder K.-H., Idstein H., Junker H. 1996c Determination of residues of Hoe 002671 to establish a maximum residue level following 2 applications in apples Endosulfan emulsifiable concentrate 352 g/L Code: Hoe 002671 00 EC33 B324 unpublished report ER93ECS705 A54359
- Specht 1974a Pflanzenschutzmittel-Rueckstaende unpublished report1/90/02/02 A02616
- Specht 1974b Pflanzenschutzmittel-Rueckstaende unpublished report1/90/02/04 A02617
- Specht 1974c Pflanzenschutzmittel-Rueckstaende unpublished report1/90/02/03 A02618
- Specht 1974d Pflanzenschutzmittel-Rueckstaende unpublished report1/90/01/04B A04293
- Specht 1975 Pflanzenschutzmittel-Rueckstaende unpublished report LEA2/82/01/02-75A A05862
- Specht 1976a Pflanzenschutzmittel-Rueckstaende unpublished report LEA1/83/01/02-75 A05863
- Specht 1976b Pflanzenschutzmittel-Rueckstaende unpublished report LEA1/85/01/02-75 A06339
- Specht 1976c Pflanzenschutzmittel-Rueckstaende unpublished report LEA1/82/01/02-75 A05860
- Specht 1976d Pflanzenschutzmittel-Rueckstaende unpublished report LEA1/82/02/02-75 A05861
- Specht 1977a Pflanzenschutzmittel-Rueckstaende unpublished report LEA1/48/01/02-76 A08886
- Specht 1977b Pflanzenschutzmittel-Rueckstaende unpublished report LEA4/48/01/02-76 A08889
- Stanovick Richard P. 1965a. Determination of residues in or on cauliflower Thiodan I, II and sulfate unpublished report M-1541 A48549
- Stanovick Richard P. 1965b. Determination of Thiodan I, II and sulfate Residues in or on brussels sprouts unpublished report M-1575 A48555
- Stanovick Richard P. 1965c. Determination of Thiodan I, II and sulfate residues in or on snap beans (beans and forage) unpublished report M-1592 A48556
- Stanovick Richard P. 1965d Determination of Thiodan I, II and sulfate residues in or on lima beans (beans and pods, shelled beans, pods and forage) unpublished report M-1610 A48557
- Thier, A.W. 1974a. Pflanzenschutzmittel-Rueckstaende unpublished report1/74/01/02 A05392
- Thier, A.W. 1974b. Pflanzenschutzmittel-Rueckstaende unpublished report1/90/01/02 A03995

- Thier, A.W. 1974c. Pflanzenschutzmittel-Rueckstaende unpublished report1/90/01/03 A03996
- Thier, A.W. 1974d. Pflanzenschutzmittel-Rueckstaende unpublished report1/90/01/04 A03997
- Thier, A.W. 1974e. Pflanzenschutzmittel-Rueckstaende unpublished report2/90/01/02 A03998
- Thier, A.W. 1974f. Pflanzenschutzmittel-Rueckstaende unpublished report2/90/01/03 A03999
- Thier, A.W. 1974g. Pflanzenschutzmittel-Rueckstaende unpublished report2/90/01/04 A04000
- Thier, A.W. 1975a. Pflanzenschutzmittel-Rueckstaende unpublished report LEA2/83/01/02-75A A05865
- Thier, A.W. 1975b. Pflanzenschutzmittel-Rueckstaende unpublished report LEA2/84/01/02-75A A05868
- Thier, A.W. 1975c. Pflanzenschutzmittel-Rueckstaende unpublished report A05871
- Thier, A.W. 1976. Pflanzenschutzmittel-Rueckstaende unpublished report LEA1/84/01/02-75 A05869
- Thier, A.W. 1984a. Berichtsbogen fuer Rueckstandsuntersuchungen unpublished report DEU83I72831 A28389
- Thier, A.W. 1984b. Berichtsbogen fuer Rueckstandsuntersuchungen unpublished report DEU83I72841 A28390
- Thier, A.W. 1984c. Berichtsbogen fuer Rueckstandsuntersuchungen unpublished report DEU83I72811 A28387
- Thier, A.W. 1984d. Berichtsbogen fuer Rueckstandsuntersuchungen unpublished report DEU83I72821 A28388
- Thier, A.W. 1984e. Berichtsbogen fuer Rueckstandsuntersuchungen unpublished report DEU83I72711 A28593
- Thier, A.W. 1984f. Berichtsbogen fuer Rueckstandsuntersuchungen unpublished report DEU83I72721 A28594
- Thier, A.W. 1984g. Berichtsbogen fuer Rueckstandsuntersuchungen unpublished report DEU83I72731 A28595
- Thier, A.W. 1984h. Berichtsbogen fuer Rueckstandsuntersuchungen unpublished report DEU83I72741 A28596
- Thier, A.W. 1984i. Berichtsbogen fuer Rueckstandsuntersuchungen unpublished report DEU83I71111 A28757
- Thier, A.W. 1984j. Berichtsbogen fuer Rueckstandsuntersuchungen unpublished report DEU83I71121 A28758
- Thier, A.W. 1984k. Berichtsbogen fuer Rueckstandsuntersuchungen unpublished report DEU83I71131 A28759
- Thier, A.W. 1984l. Berichtsbogen fuer Rueckstandsuntersuchungen unpublished report DEU83I70121 A28761
- Thier, A.W. 1984m. Berichtsbogen fuer Rueckstandsuntersuchungen unpublished report DEU83I72211 A29495
- Thier, A.W. 1984n. Berichtsbogen fuer Rueckstandsuntersuchungen unpublished report DEU83I72241 A29496
- Thier, A.W. 1984o. Berichtsbogen fuer Rueckstandsuntersuchungen unpublished report DEU83I70131 A28760
- Thier, A.W. 1984p. Berichtsbogen fuer Rueckstandsuntersuchungen unpublished report DEU83I70111 A28762
- Thier, A.W. 1984q. Berichtsbogen fuer Rueckstandsuntersuchungen unpublished report DEU83I72231 A29493
- Thier, A.W. 1984r. Berichtsbogen fuer Rueckstandsuntersuchungen unpublished report DEU83I72221 A29494
- Thier, A.W. 1984s. Berichtsbogen fuer Rueckstandsuntersuchungen unpublished report DEU83I72611 A28919
- Thier, A.W. 1984t. Berichtsbogen fuer Rueckstandsuntersuchungen unpublished report DEU83I72641 A28921
- Thier, A.W. 1984u. Berichtsbogen fuer Rueckstandsuntersuchungen unpublished report DEU83I72631 A28920
- Thier, A.W. 1984v. Berichtsbogen fuer Rueckstandsuntersuchungen unpublished report DEU83I72911 A28922
- Thier, A.W. 1984w. Berichtsbogen fuer Rueckstandsuntersuchungen unpublished report DEU83I72921 A28923
- Thier, A.W. 1984x. Berichtsbogen fuer Rueckstandsuntersuchungen unpublished report DEU83I72941 A28924
- Thier, A.W. 1985a. Berichtsbogen fuer Rueckstandsuntersuchungen unpublished report DEU84I70941 A30909
- Thier, A.W. 1985b. Berichtsbogen fuer Rueckstandsuntersuchungen unpublished report DEU84I70926 A30910
- Welcker H. 1998. Decline of residues in melon; European Union southern zone 1997. Endosulfan emulsifiable concentrate 32.9% w/w (= 352 g/L) Code: AE F002671 00 EC33 B331 unpublished report ER97ECS745 C001310
- Welcker H. 2001a. Residues at harvest in melon European Union southern zone (2000) Endosulfan suspension of microcapsules (CS) 25.78% w/w (= 330 g/L) Code: AE F002671 00 CS26 E215 unpublished report DR00EUS131 C015857
- Welcker H. 2001b. Residues at harvest in mandarin European Union southern zone (1999) Endosulfan suspension of microcapsules (CS), 25.78% w/w (= 330 g/L) Code: AE F002671 00 CS26 E206 unpublished report ER99ECS751 C016672
- Welcker H. 2001c. Decline of residues in apple European Union southern zone (1999) Endosulfan suspension of microcapsules (CS), 25.78% w/w (= 330 g/L) Code: AE F002671 00 CS26 E206 unpublished report ER99ECS755 C016113

- Welcker H. 2001d. Decline of residues in grape vine European Union southern zone (1999) Endosulfan suspension of microcapsules (CS), 25.78% w/w (= 330 g/L) Code: AE F002671 00 CS26 E206 unpublished report ER99ECS756 C016114
- Welcker H. 2001e. Residues at harvest in oranges European Union (southern zone) 1999 Endosulfan, AE F002671 suspension of microcapsules (CS) 25.78% w/w (= 330 g/L) Code: AE F002671 00 CS26 E206 unpublished report ER99ECS750 C016112
- Welcker H. 2002a. Residues at harvest in peaches European Union (Southern zone) 1999 Endosulfan suspension of microcapsules (CS) 25.78% w/w (=330 g/L) Code: AE F002671 00 CS26 E206 unpublished report ER99ECS754 C017102
- Welcker H. 2002b. Decline of residues in orange European Union (Southern zone) 1999. Endosulfan suspension of microcapsules (CS) 25.78% w/w (=330 g/L) Code: AE F002671 00 CS26 E206 unpublished report ER99ECS758 C016758
- Welcker H. 2002c. Decline of residues in cotton European Union (Southern zone) 2001 Endosulfan suspension of microcapsules (CS) 25.78% w/w (= 330 g/L) and emulsifiable concentrate (EC) 32.9% w/w (= 352 g/L) Code: AE F002671 00 CS26 E218, AE F002671 00 EC33 C702 unpublished report 01R170 C022557
- Welcker H., Martens R. 1999b. Decline of residues in protected tomatoes European Union (southern zone) 1998 Endosulfan suspension of microcapsules (CS) 25.78% w/w (= 330 g/L) Code: AE F002671 00 CS26 E105 unpublished report ER98ECS753 C004455
- Welcker H., Martens R. 1999a Decline of residues in field tomatoes European Union (southern zone) 1998 Endosulfan suspension of microcapsules (CS) 25.78% w/w (= 330 g/L) Code: AE F002671 00 CS26 E105 unpublished report ER98ECS752 C004416
- Welcker H., Martens R. 1999c Decline of residues in orange tree European Union (southern zone) 1998 Endosulfan suspension of microcapsules (CS) 25.78% w/w (= 330 g/L) Code: AE F002671 00 CS26 E105 unpublished report ER98ECS750 C005108
- Welcker H., Martens R. 1999d Decline of residues in mandarin European Union (southern zone) 1998 Endosulfan suspension of microcapsules (CS) 25.78% w/w (= 330 g/L) Code: AE F002671 00 CS26 E105 unpublished report ER98ECS751 C005296
- Welcker H., Martens R. 1999e Decline of residues in peaches European Union (southern zone) 1998 Endosulfan suspension of microcapsules (CS) 25.78% w/w (= 330 g/L) Code: AE F002671 00 CS26 E105 unpublished report ER98ECS754 C004586
- Welcker H., Martens R. 2001a Decline of residues in melon European Union (southern zone) 1999 Endosulfan suspension of microcapsules 25.78% w/w (= 300 g/L) Code: AE F002671 00 CS26 E206 unpublished report ER99ECS757 C009844
- Welcker H., Martens R. 2001b Residues at harvest in field tomatoes European Union (southern zone) 1999 Endosulfan suspension of micocapsules 25.78% w/w (= 300 g/L) Code: AE F002671 00 CS26 E206 unpublished report ER99ECS752 C009843
- Wrede A. 2002. Residues at harvest in tomato (single fruit) 2001 Endosulfan Code: AE F002671 unpublished report 02F002 C022705

Fate of Residues in Storage and Processing

- Balluff, M. 1999. Residue Analysis of Juice, Oil and Pellets Gained After an Industrial Processing of Oranges Treated with Endosulfan in Spain, 1998 npublished report 98096/S1-FIOR C004190
- Balluff, M. 2002. Field residue study for the determination of residues of endosulfan in cacao after the maximum number of applications with Thiodan 26 CS (AE F002671 00 CS26 E218) and Thiodan 500 EC (AE F002671 00 EC43 A508) in Ivory Coast, Western Africa, 2001 / 2002 unpublished report 20013056/IC1-FPCC C020887
- Balluff, M. 2003. Field residue study for the determination of residues of endosulfan in cacao after the maximum number of applications with Thiodan 26 CS (AE F002671 00 CS26 E218) and Thiodan 500 EC (AE F002671 00 EC434 A508) under field conditions in Western Africa, 2002 unpublished report 20013056/AF1-FPCC C032568
- Brady S.S. 1997a. Magnitude of Endosulfan residues in or on potatoes and processed potato commodities resulting from three applications of Phaser(R) EC insecticide at an exaggerated rate, USA, 1995 Endosulfan unpublished report BJ95R08 A57705
- Brady S.S. 1997b. Magnitude of Endosulfan residues in or on tomatoes and processed tomato commodities resulting from three applications of Phaser(R) EC insecticide at an exaggerated rate, USA, 1995 Endosulfan unpublished report BJ95R09 A57707
- Brady S.S. 1997c. Magnitude of residues in or on grapes and processed grape commodities resulting from two applications of Phaser(R) EC insecticide Endosulfan unpublished report BJ95R07 A55834
- Erbel A. and Ertz K. 2003. Processing of tomatoes treated with endosulfan CS (330 g/L) into tomato juice and canned tomatoes unpublished report MR-510/02 C030836

- Gomez C.A. 1996. Magnitude of the residue of endosulfan in coffee raw agricultural commodities and processed fractions unpublished report AA930040 A55745
- Huth, G. 1999a. Collection of residues data summary from supervised trials and processing studies in Pomefruit, Grapes, Tomatoes and Melon. unpublished report PRS 99/012 (A49970, A49971) C004071
- Huth, G. 1999b. Residues data summary from supervised trials in Soybeans unpublished report PSR99/010 C004072
- Idstein H., Junker H., and Klein E.H.-J. 1996. Residue trials in apples to establish a maximum residue level Determination of active substances and the metabolite decline following 2 applications in apples and processing to apple puree and apple juice Endosulfan emulsifiable concentrate 352 g/L unpublished report ER94ECS705 A55874
- Jackson M.C. 1997. Residues in pineapple processing fractions of Thiodan 3EC unpublished report PGAH950001P A59907
- Klein E.H.-J. 1999. Decline of residues in orange fruits and transfer of residues into juice European Union (southern zone) 1997 Endosulfan emulsifiable concentrate (EC) 32.9% w/w (= 352 g/L) Code: AE F002671 00 EC33 B331 unpublished report ER97ECS740 C001464
- Klein E.H.-J. and Buerstell H. 1997. Residue trials in vine to establish a Maximum Residue Level Determination of active substance and the metabolite decline following 3 applications in vine and processed fractions European Union, (southern zone), 1994 Endosulfan EC (emulsifiable concentrate) unpublished report ER94ECS730 A55225
- Krebs, B. 1994. Endosulfan. Residues data summary from supervised trials and processing studies in tea unpublished report PSR94/028 A53967
- Martens R. 1999. Transfer of residues of endosulfan and its metabolite into processed commodities of peaches European Union (southern zone) 1998 Endosulfan emulsifiable concentrate 352 g/L Code: AE F002671 00 EC33 B331 unpublished report CR98/010 C003180
- Maurer, M. 2002. Endosulfan: Investigation of the Nature of the Potential Residue in the products of Industrial Processing or Household Preparation unpublished report CP01/022 C018814
- Sonder K.-H., Idstein H. and Junker H. 1996a. Determination of residues of Hoe 002671 to establish a maximum residue level following 2 applications in tomatoes for industrial use under field conditions Endosulfan emulsifiable concentrate 352 g/L Code: Hoe 002671 00 EC33 B324 unpublished report ER93ECS700 A54363
- Sonder K.-H., Idstein H. and Junker H. 1996b. Determination of residues of Hoe 002671 to establish a maximum residue level following 2 applications in tomatoes for industrial use under field conditions Endosulfan emulsifiable concentrate 352 g/L Code: Hoe 002671 00 EC33 B325 unpublished report ER94ECS700 A54362
- Sonder K.-H., Idstein H. and Junker H. 1996c. Determination of residues of Hoe 002671 to establish a maximum residue level following 2 applications in apples Endosulfan emulsifiable concentrate 352 g/L Code: Hoe 002671 00 EC33 B324 unpublished report ER93ECS705 A54359

Information and Data from Farm Animal Feeding and External Animal Treatment Studies.

Peatman, M.H., Reynolds, C.M., Bright, J.H.M. and Godfrey, T.L. Mawhinney H. 1999. Residues of alpha-Endosulfan, beta-Endosulfan and Endosulfan sulphate and metabolites in milk and edible cattle tissues following 28 days feeding to lactating cows. unpublished report characteristics of endosulfan depletion in the fat of cattle following ingestion of contaminated feed unpublished report RESID/99/8 or DAQ 109 C003624

Chapter 8. Residues in Food in Commerce and at Consumption

ano EU 2001. Monitoring of Pesticide Residues in Products of Plant Origin in the European Union, Norway and Iceland. 1999. June 2001 published report

ano EU 2002. Monitoring of Pesticide Residues in Products of Plant Origin in the European Union, Norway and Iceland. 2000. April 2002 published report

ano EU 2003. Monitoring of Pesticide Residues in Products of Plant Origin in the European Union, Norway, Iceland and Liechtenstein, 2001 March 2003 published report

ano 2005 Australian Pesticides & Veterinary Medicines Authority. 2005. Maximum Residue Limits: the MRL standard - maximum residue limits in food and animal feedstuff. The 20th Australian Total Diet Survey. Food Standards Australia New Zealand. www.foodstandards.gov.au published report

Simpson P and Hamilton D. 2006. Endosulfan Queensland department of primary industries and fisheries submission for JMPR 2006 published report DPI& F

Simpson P and Hamilton D. 2005. Endosulfan Queensland department of primary industries and fisheries submission for JMPR 2005 published report DPI & F