

CODEX ALIMENTARIUS COMMISSION



Food and Agriculture
Organization of the
United Nations



World Health
Organization

Viale delle Terme di Caracalla, 00153 Rome, Italy - Tel: (+39) 06 57051 - E-mail: codex@fao.org - www.codexalimentarius.org

Agenda Item 16

CX/CAC 19/42/17 Add.2
ORIGINAL LANGUAGE ONLY

JOINT FAO/WHO FOOD STANDARDS PROGRAMME

CODEX ALIMENTARIUS COMMISSION

Forty-second Session

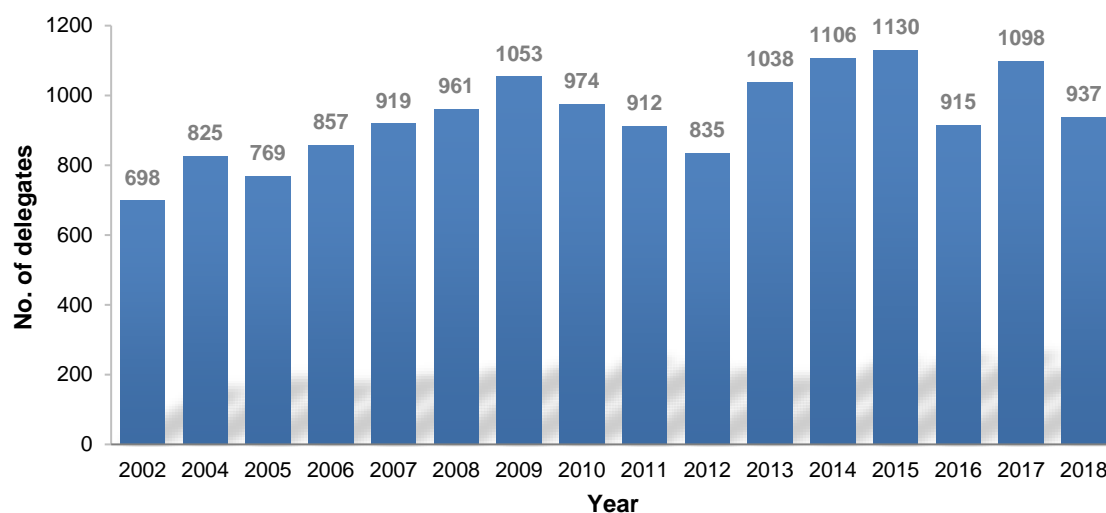
CICG, Geneva, Switzerland, 8 - 12 July 2019

FAO/WHO CODEX TRUST FUND MONITORING AND EVALUATION REPORT

PART 1 - Monitoring of medium-term impacts CTF1

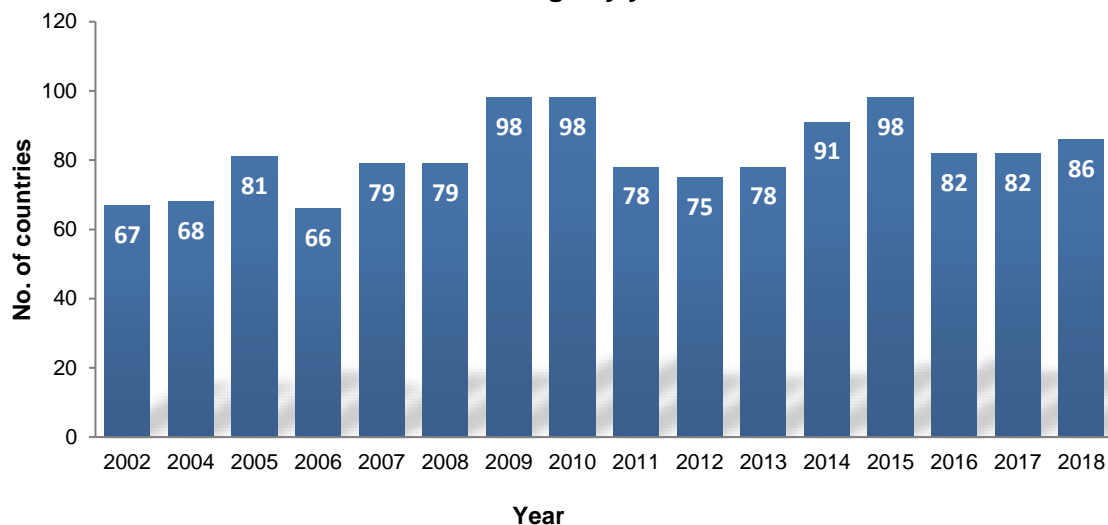
In the analyses below, the figures from 2002 are used as the baseline data before the CTF1 started to support eligible countries. They serve as a yardstick to measure the figures obtained after the closure of CTF1. All data used for the graphs is based on participation in Codex Committees and is exclusive of the Codex Alimentarius Commission (CAC), the Executive Committee (CCEXEC), Working Groups and FAO/WHO Regional Coordinating Committees.

Graph 1. Total number of CTF1 eligible country delegates participating in all Codex meetings by year 2002-2018



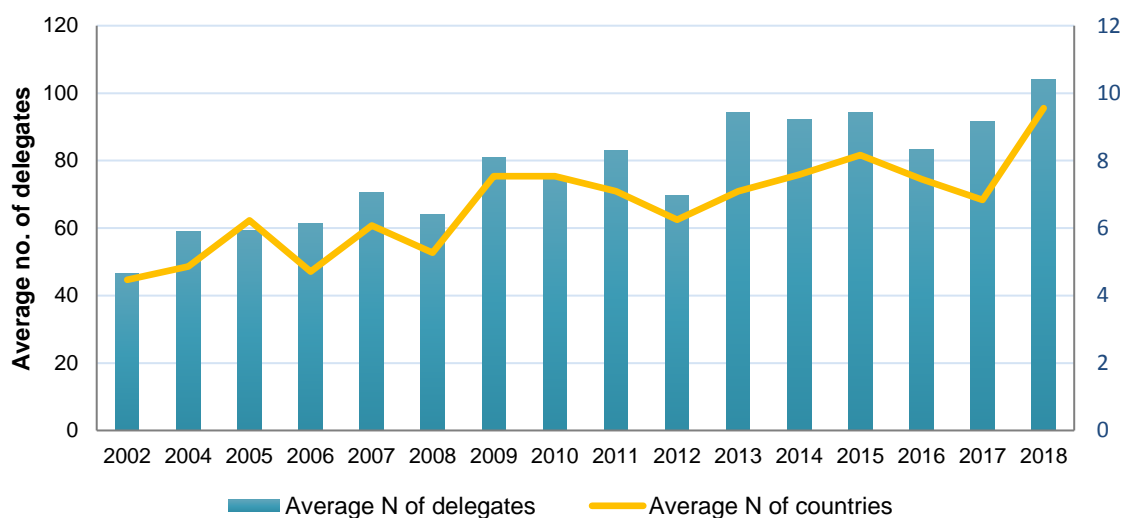
Graph 1 indicates that participation levels of CTF1-eligible countries in Codex meetings continue to remain relatively steady. There was a slight drop in the number of CTF1 eligible country delegates participating in Codex meetings in 2018; probably due to the fact that there were only 9 Codex meetings in 2018 compared to 12 meetings in 2017 and 11 meetings in 2016.

Graph 2. Total number of CTF1 eligible countries participating in all Codex meetings by year 2002-2018



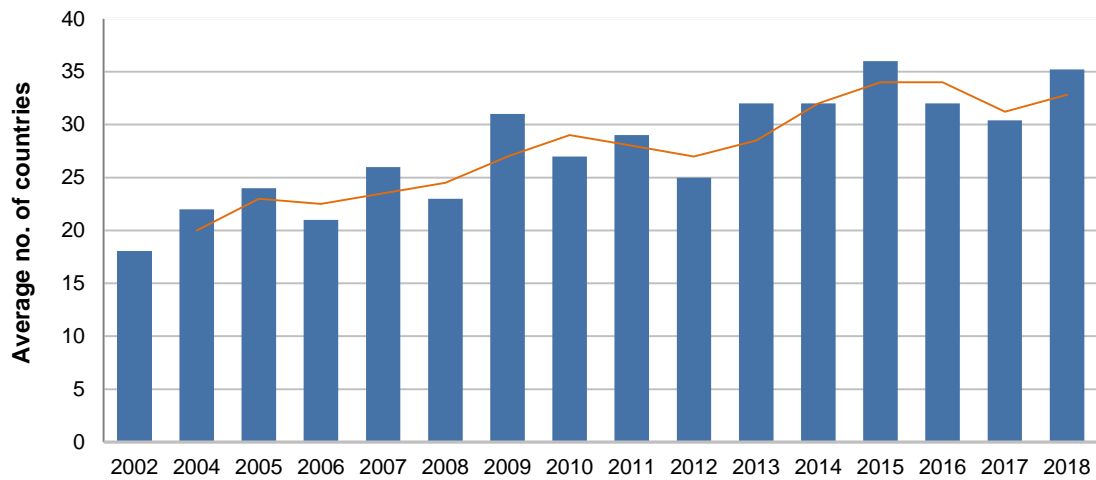
Graph 2 indicates that the number of CTF1 eligible countries participating in Codex meetings continues to remain steady (with a slight increase in 2018) and within the trend over the period 2004-2017.

Graph 3. Average number of CTF1 eligible country delegates participating in at least one Codex meeting by year 2002-2018



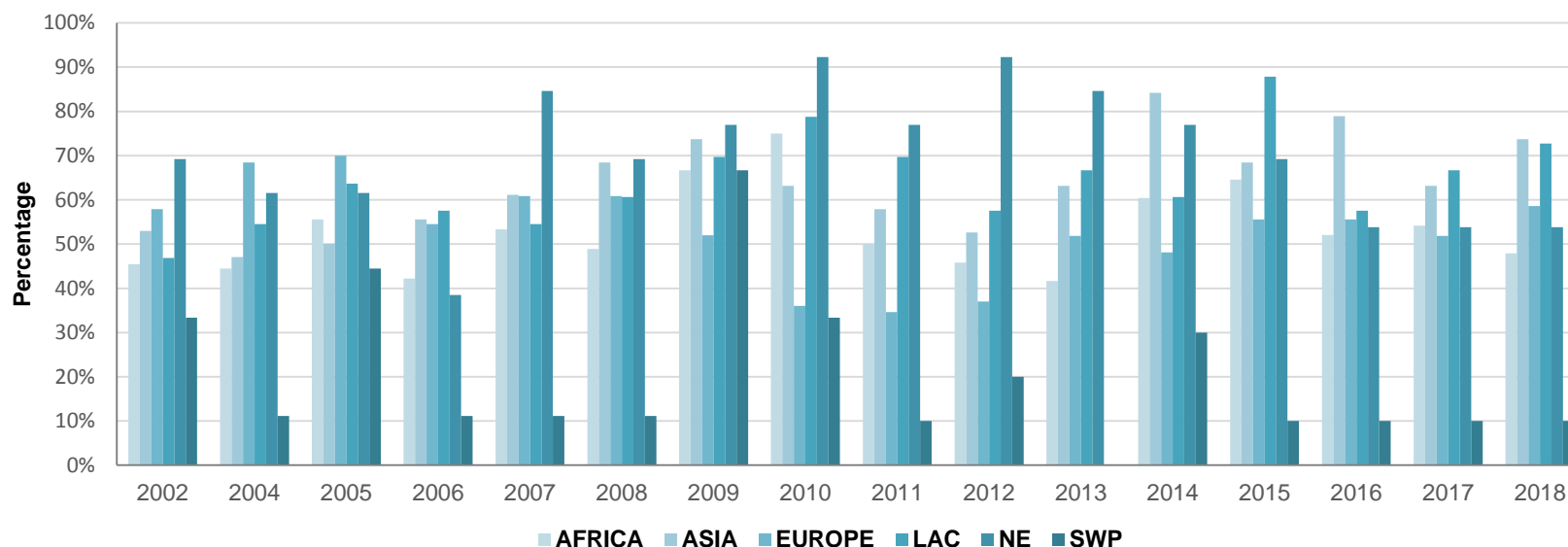
The positive trend whereby we see increasing numbers of delegates from CTF1-eligible countries participating in Codex meetings was again confirmed in 2018. A 12% increase was recorded in 2018 bringing the average number of CTF1 delegates participating in Codex meetings to a new high of 104.

Graph 4. Average number of CTF1 eligible countries participating in all Codex meetings by year 2002-2018



In 2018 the average number of CTF1-eligible countries participating in Codex meetings rose again to previous high levels recorded in the final year of CTF1 support.

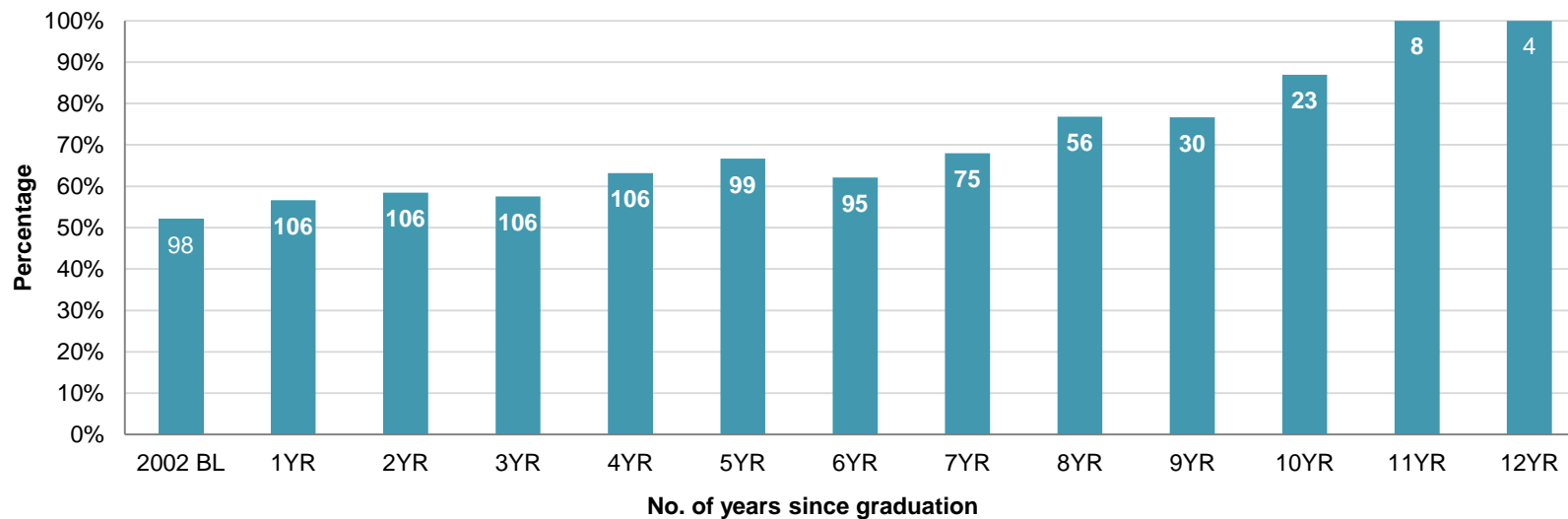
Graph 5. Percentage number of CTF1 eligible countries participating in at least one Codex meeting by region & by year



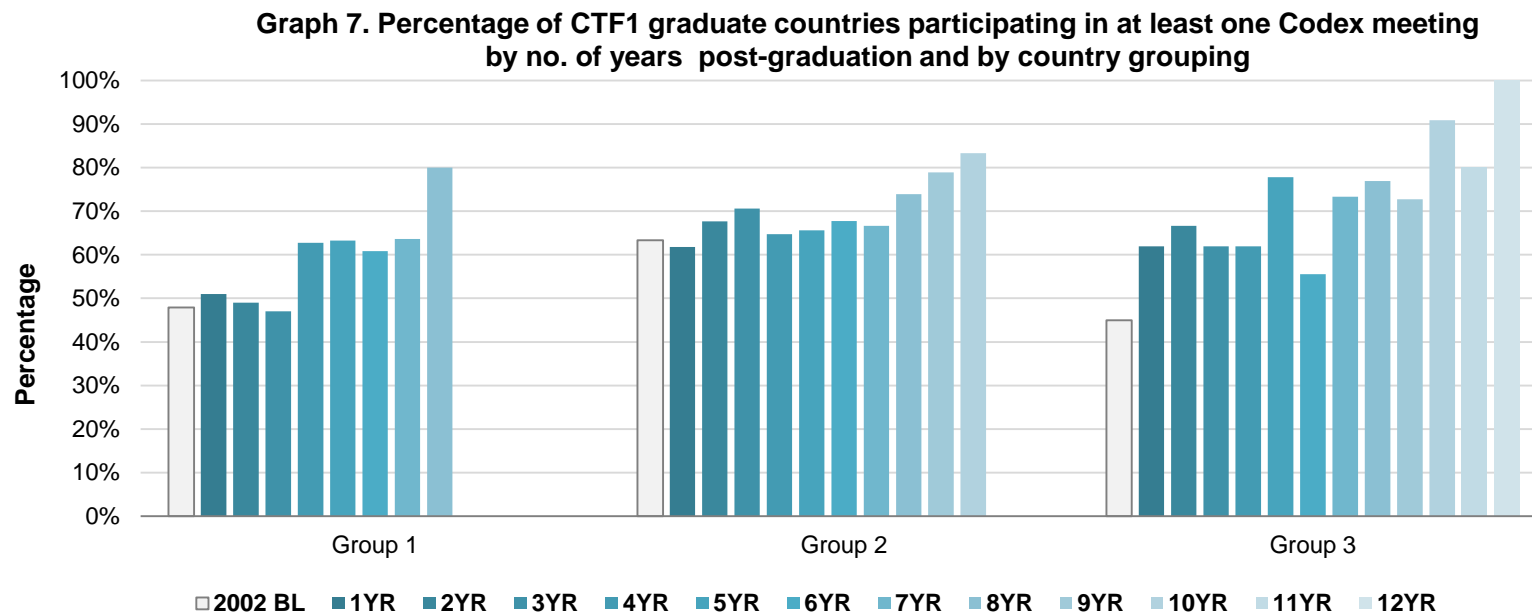
The Asian, European and Latin American and Caribbean regions continue to have participation within the overall averages for the entire period 2004-2018. In 2018 all three regions showed participation that was above the overall average for 2004-2018. In 2018 the African region lost 5 percentage points over the overall average for 2004-2018 (53%). This situation will continue to be monitored.

For the Near East and South-west Pacific regions the percentage country participation in at least one Codex meeting continues to be below overall averages for the respective region for the period 2004-2017 (Near East 20% below the overall average and South-west Pacific 11% below the overall average) and the situation continues to worsen year on year. As noted in the 2016 and 2017 Annual Reports of the Codex Trust Fund, there is no discernible trend in percentage participation post CTF1 support in these regions and both regions have small numbers of eligible countries which quickly results in considerable variance in percentages.

Graph 6. Percentage of CTF1 graduate countries participating in at least one Codex meeting by no. of years post-graduation (no. of graduate countries in cohort indicated on individual bar)



The positive medium-term effects of CTF1 support continue to be confirmed by the number of CTF1 graduate countries that participate in at least one Codex meeting in the years following graduation. 68% of the 75 countries in their 7th year post-graduation are participating in at least one Codex meeting. The countries in their 8th, 9th and 10th year after graduation are participating at levels of almost 80% or over.



Graph 7 shows the same information as Graph 6 but is broken down by the country groupings that were used in CTF1¹.

As noted in previous Codex Trust Fund Annual Reports, the effect of CTF1 only became visible from Year 4 post-graduation with a substantial and sustained increase from Years 4 to 7. Group 1 countries recorded another substantial increase in Year 8 post-graduation moving from an average percentage of 63% participation in Years 4-7 to 80% participation in Year 8.

Group 2 continues to have high overall percentages of participation in at least one Codex meeting per year in all years after graduation, with an increase in the percentage participation noted from Year 8. Data for Group 3 appears to move up and down; possibly due to the small number of countries in this group. However, as a group the participation of countries in at least one Codex meeting post-graduation remains each year within the overall average for Years 1-12 of 73%.

¹ Group 1=Least Developed Countries and other Low-Income Countries. Group 2=Middle-Income Countries with low, medium or high human development status. Group 3=Upper Middle-Income Countries with medium or high human development status.

PART 2 - Monitoring of the new Codex Trust Fund (CTF2)

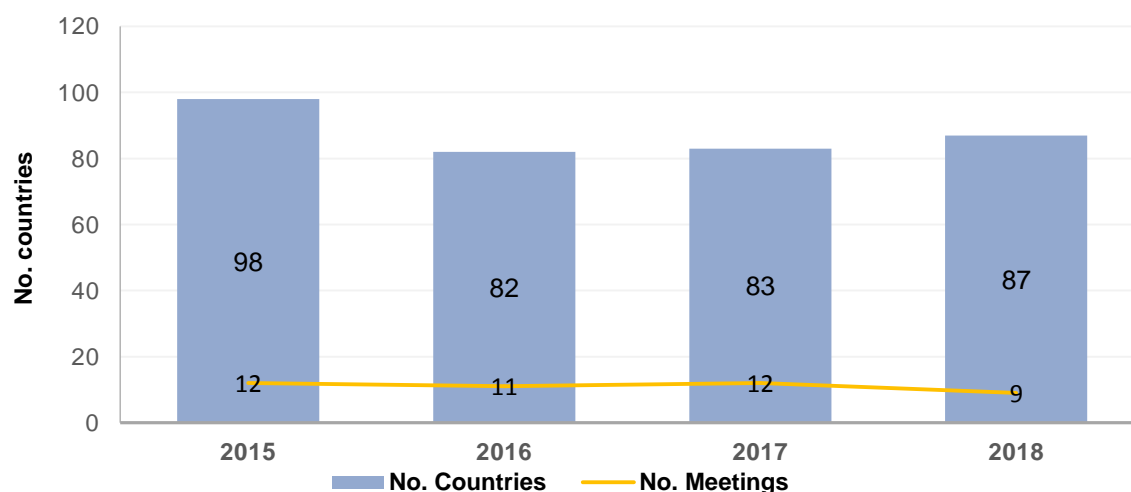
This is the first set of reporting on the new Codex Trust Fund. Monitoring of relevant indicators from the draft monitoring and evaluation (M&E) framework prepared for CTF2 appears below. The full M&E framework appears in Annex 1. The M&E is a living document and may be revised as necessary as the Codex Trust Fund is rolled out to adapt to the management and reporting needs of the programme and Codex member countries.

✚ Outcomes

- Outcome 1 - Physical participation of delegates from developing and transition economy countries in Codex meetings² disaggregated by sex

Baseline	Target
Physical participation of developing and transition economy countries in at least one Codex meeting in 2015	Sustained physical participation in at least one priority Codex meeting per year of all developing and transition economy countries

Graph 8. Total number of CTF1 eligible countries participating in at least one Codex meeting by year 2015-2018



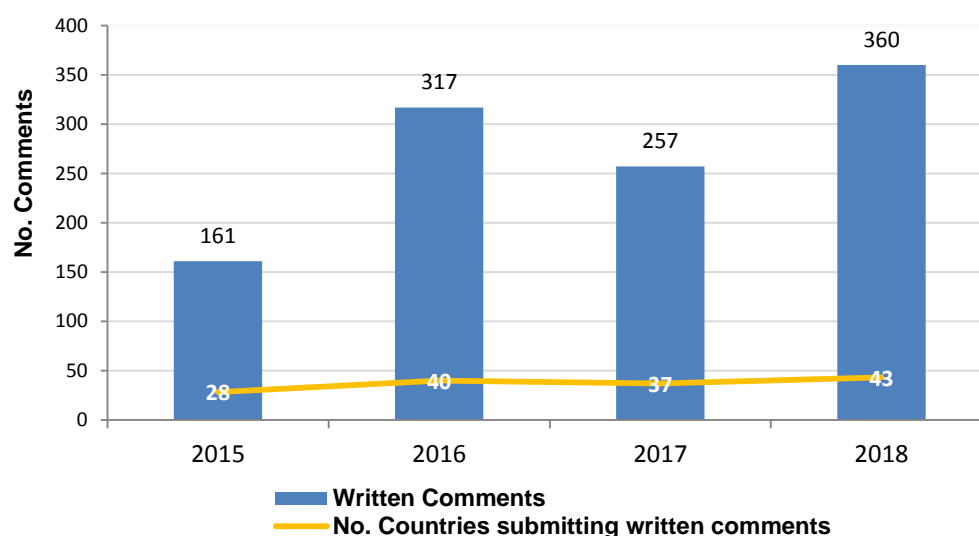
There has been a decline in the number of developing and transition economy countries participating in at least one Codex meeting per year since 2015 (last year of CTF1 support to physical participation)

- Outcome 2 – Number of written comments from developing and transition economy countries.

Baseline	Target
Number of written comments submitted by developing and transition economy countries in 2015	Increase in the number of written comments from developing and transition economy countries

² Not supported by CTF2 and not including CAC and FAO/WHO Regional Coordinating Committees

Graph 9. Total number of written comments to CCFH, CCFICS, CCFL, CCPR by CTF1 eligible countries (2015-2018)



Submission of written comments was monitored in CTF1 and the situation for 2003-2015 appears in the final Monitoring and Evaluation report of CTF1 which can be found in CX/CAC 16/39/19-Add.1. Since the start of CTF2, the number of written comments submitted by developing and transition economy countries to the four Codex committees being monitored rose substantially and does not appear to have been affected by the fact that some of the committees being monitored did not take place in each year (e.g. only CCFH and CCPR took place in 2015). The number of countries using this method of participation also rose (from a high of only 36 countries in 2013 to a new high of 43 countries in 2017). Both of these trends are encouraging.

- **Outputs**

- **Output 1 - Countries being supported making steady progress**

Output 1.1 - Number of individual countries supported through country or group applications	
Baseline	Target
N/A	Year on year increase in number of countries being supported

Year	No. countries
2017	4 countries: Ghana, Kyrgyzstan, Madagascar, Senegal
2018	10 countries: Bhutan, Burkina Faso, Cabo Verde, Guinée, India, Honduras, Mali, Nepal, North Macedonia, Rwanda

- **Output 2** - Capacity of technical staff engaged in Codex activities increased as a result of project activities, sharing deliverables from projects, CTF-supported FAO/WHO training and workshops.

Output 2.1 - Number and type of activities supported in project countries (as an individual country or as part of a group project)	
Baseline	Target
N/A	Broad range of activities supported including “innovative” activities (Codex coaching, south-south partnering/networking, tailored training etc.) and synergies with FAO/WHO activities.

This takes into consideration all CTF-supported countries that had started implementation before the end of 2018 (4 countries from Round 1 and 3 countries from Round 2)

Number of activities:

- Average number of outputs per project: 5.71. Most countries had 3 or 4 outputs while one country had 18.
- Average number of activities per project: 18. Most countries had an average of 11 activities while one country had 55.

Type of activities:

There is a wide range of activities being undertaken in CTF-supported projects. 23 different types of activities appear in summary project documents. The graph below presents the most common types of activities being undertaken and the number of countries having included these in their summary project document.

Graph 10. Most common types of activities being undertaken by 7 supported countries (2016-2018)



Examples of other activities being undertaken include:

- Development of Codex work plans
- Monitoring and/or evaluation systems for Codex work
- Development, adoption and dissemination of decrees relating to National Codex Committees
- Development and implementation of a national food safety law
- Development and implementation of national standards based on Codex standards. This latter encompasses a vast number of different kinds of activities that are being carried out in different ways in different countries but with the ultimate aim of harmonizing national standards with Codex standards and ensuring their dissemination and implementation in the country.

Summaries of all projects in Rounds 1 and 2 with details on the project goals, outcomes, outputs and activities in each can be reached at

<https://www.who.int/foodsafety/publications/CTFcountrysupport/en/>

Output 2.3 - Number of outputs/deliverables from project countries being shared widely for use by all countries	
Baseline	Target
Number of outputs/deliverables on CTF library at end 2018	Year on year increase in the number of outputs/deliverables available in the community library on the CTF website , and shared through other communication channels (e.g. Codex-L, newsletters, tweets etc.)

2018 end of year reporting – 12 materials on the CTF community library.

Annex 1

Codex Trust Fund Monitoring and Evaluation framework - REVISED LOGFRAME MATRIX

Intervention logic	Indicators	Baseline	Targets	Sources & means of verification	Assumptions
Overall objective: Impact(s)					
Impacts are the overall effect or influence of the programme. These are the long term effects on the social, environmental or economic conditions being addressed by the programme					
<u>Project Goal -</u> Developing and transition economy countries sustainably engaged in Codex	1 - Inclusion of budget lines for Codex activities in national budgets	Number of countries indicating Level 4, 3 or below on relevant good practice element* with budget lines for Codex activities included in national budgets at time of application to CTF2	Number of countries moving up to or staying at Level 3 or Level 4 on the relevant good practice element in countries having received support from CTF2	Codex Diagnostic Tool used prior to application for support package and after completion of package.	Sustained political commitment to Codex in countries. Availability of funding and success in achieving high level commitment at country level.
	2 - Degree of harmonization of national food standards and regulations with relevant Codex texts (tentative - still under discussion in the CTF SC)	Diagnostic Tool (DT). Codex Secretariat surveys on use of Codex standards and relevant texts administered prior to Regional Coordinating Committees (RCCs)	Increase in number of countries using Codex texts as a basis for national standards in countries having received support from CTF2	Mid-term Review (MTR) and final evaluation and/or final reports of relevant projects and re-administered DT	

Specific objective: Outcome					
Outcomes are the overall benefits or changes seen in the short and medium term as a result of the programme. Did people change behaviour or attitudes? Did they acquire new knowledge or skills?					
Increased capacity of developing and transition economy countries to engage in Codex	1 - Physical participation of developing and transition economy countries in Codex meetings (not supported by CTF2)	Physical participation of developing and transition economy countries in at least one Codex meetings in 2015	Sustained physical participation in at least one priority Codex meeting per year of all developing and transition countries	Codex meeting reports and lists of participation	Political & economic commitment to Codex in countries. Resources available to fund multi-year programmes of support to countries/groups of countries.
	2 - Number of written comments from developing and transition countries	Number of written comments submitted by developing & transition economy countries in 2015	Increase in the number of written comments from developing & transition economy countries	Reports of Codex meetings used as basis for CTF2 databases	
	3 - Changes in the national Codex system in supported countries that result in improved preparedness for and participation in the international Codex process (e.g.: more national experts actively contributing; increased representation from different sectors, industry, academia; increase in number of NCC members participating in preparation of written comments...).	Status as determined through use of Codex Diagnostic Tool	Positive change in elements focused on in supported country action plan in 80% of countries.	Codex Diagnostic Tool used prior to application for support package and after completion of support package	

Outputs					
Outputs are the results of inputs and activities in the programme. How many people participated? How many sessions were delivered? Was the intended audience reached? What were the tangible products delivered?					
Output 1 - Countries being supported making steady progress	1.1 - Number of individual countries supported through country or group applications	N/A	Year on year increase in number of countries being supported	CTF2 databases and annual reports	CTF2 Sec. sufficiently staffed & funded & with right profiles of staff to carry out activities, including support from FAO & WHO staff. Sufficient human resources available in FAO/WHO to carry out planned capacity development activities. Efficient procedures for providing support packages established. Demand for support from countries. Sufficient management commitment and capacity in countries to apply for and implement support packages.
	1.2 - Status of implementation of support packages compared to activity plan	No. of support packages implemented	80% of support packages showing "on track" for implementation	Receipt of deliverables (for next tranche to be disbursed) from supported countries. Interim reports. Yearly progress reports.	
Output 2 - Capacity of technical staff engaged in Codex activities increased as a result of project activities, sharing deliverables from projects, CTF-supported FAO/WHO training and workshops.	2.1 - Number and type of activities supported in project countries (as an individual country or as part of a group project)	N/A	Broad range of activities supported including "innovative" activities (Codex coaching, south-south partnering/networking, tailored training etc.) & synergies with FAO/WHO activities	Activity plans of supported countries	
	2.2 - One story per year per country on how technical staff engaged in Codex activities in supported countries are working differently (including participating differently in Codex meetings) as a result of these inputs	N/A	By the end of project support each country has demonstrated 1-2 ways that technical staff engaged in Codex activities are working differently on Codex as a result of the project	Interim reports. Yearly progress reports. Final project reports.	

	2.3 - Number of outputs/deliverables from project countries being shared widely for use by all countries	Number of outputs/deliverables on CTF community library at end 2018	Year on year increase in number of outputs/deliverables available in the library on the CTF website and shared through other communication channels (e.g. Codex-L, newsletters, tweets)	CTF Secretariat information
	2.4 - Number of countries and people (disaggregated by sex) participating in FAO/WHO Codex training activities organized by and/or financially supported by the Codex Trust Fund	N/A	Increase in number of countries and people participating. Improvement in gender balance in participants	Participant lists in reports of training activities
	2.5 - High level of satisfaction among participants in training courses/workshop organized and/or supported.	N/A	80% satisfaction rate	End of training and workshop evaluations
	2.6 - Capacity increased as measured by knowledge before and after training courses/workshops	Before event quiz	At least 50% of participants demonstrate an increase in knowledge	Pre and post workshop quizzes
* A budget line in the national budget to support national Codex activities, including physical participation in Codex sessions				