



Food and Agriculture  
Organization of the  
United Nations



# CRFM overview of the sub-region

J. Masters

Rel. to agenda item 4.a: “CRFM overview of the sub-region”  
WECAFC-FIRMS Data workshop. Barbados, 19-21 January 2016

# CRFM Member States Introduction to the CRFM region

## CRFM Member States

Anguilla

Antigua and Barbuda

Barbados

The Bahamas

Barbados

Belize

Dominica

Grenada

Guyana

Haiti

Jamaica

Montserrat

Saint Lucia

St. Kitts and Nevis

St. Vincent and the Grenadines

Suriname

Trinidad and Tobago

Tobago

Turks and Caicos Islands

Islands



# Introduction to the region

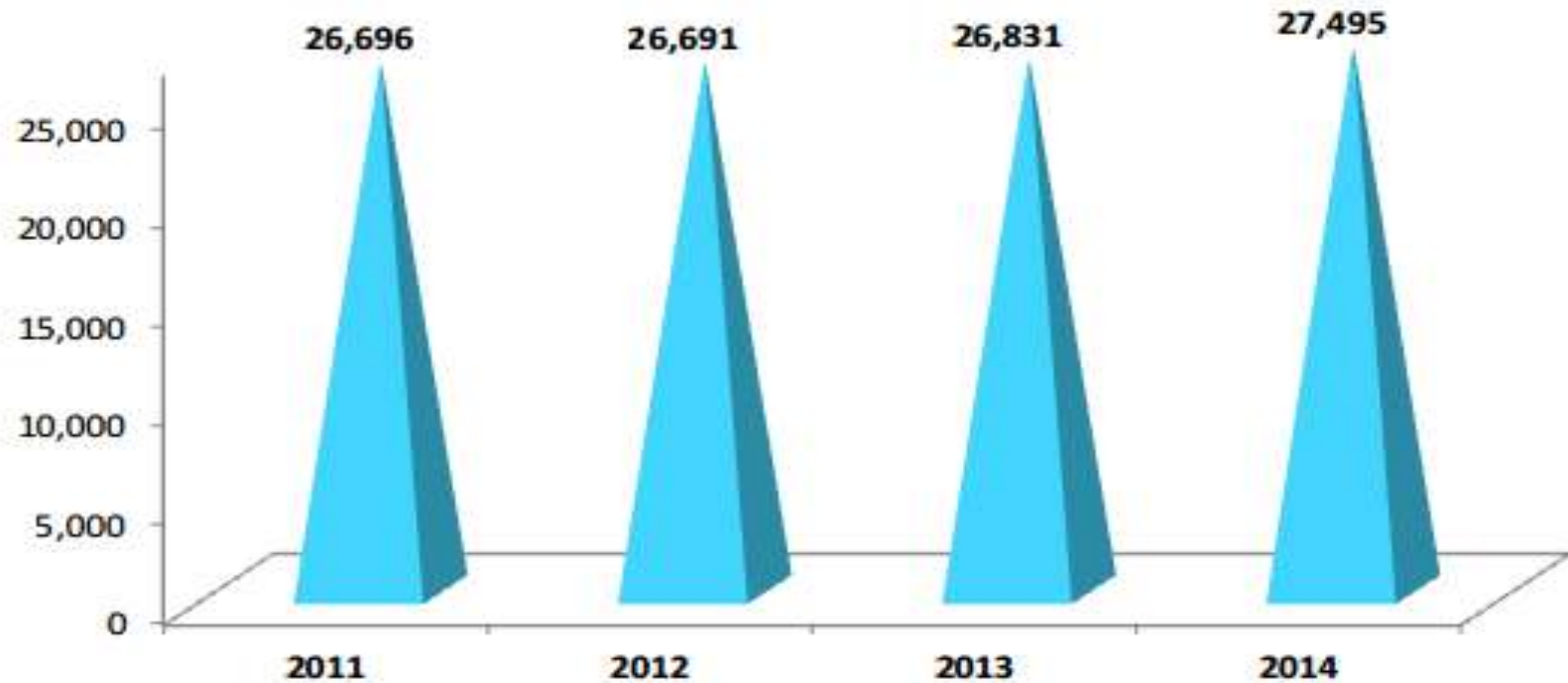
- \* The combined land area of CRFM Member States is 433,549 km<sup>2</sup>
- \* The area of the combined EEZ is 2,046,948 km<sup>2</sup>.
- \* Smallest land area Anguilla followed by Montserrat
- \* Largest Guyana followed by Suriname
- \* Smallest EEZ Montserrat followed by SKN
- \* Largest EEZ Bahamas followed by Jamaica



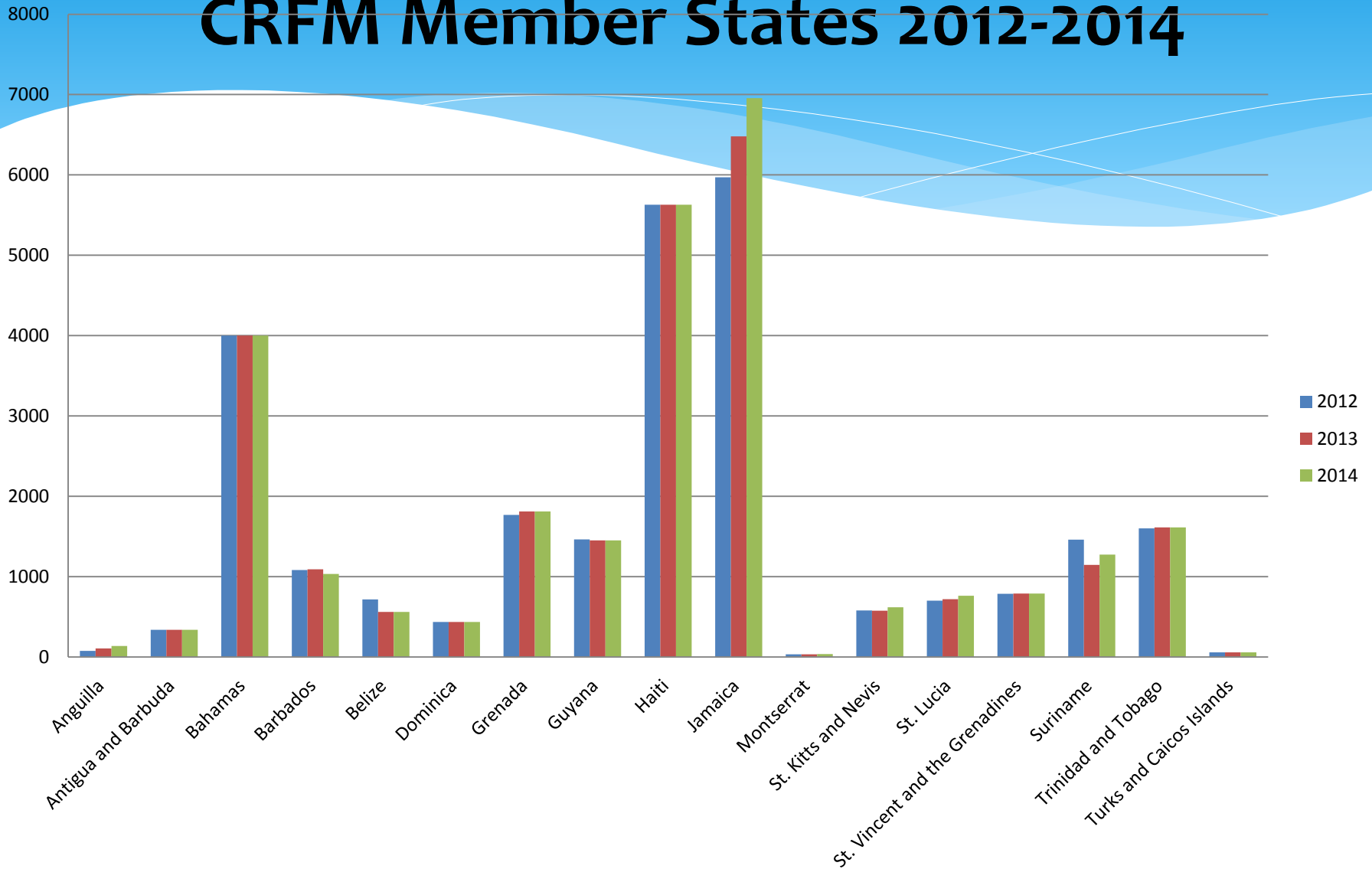
# Fishing Fleet- Mostly Artisanal 90% under 11.9 m / 39 ft

## FISHING FLEET

### Number of Fishing Vessels



# Number of fishing vessels operating in CRFM Member States 2012-2014



# Categories of Fishing vessels (2009) (most countries describe the fleet as artisanal)



# Production



## Marine Capture Production

- \* In 2013 - 153,843 metric tonnes (mt) of meat weight
- \* In 2014 - 137,831 mt
- \* Guyana and Suriname are the top producers in the region.

## Aquaculture Production

- \* In 2013 - 8,552 mt
- \* In 2014 - 8,567 mt
- \* **Belize was the largest aquaculture producer** over the period, producing approximately 6834 mt of shrimp (production of tilapia was not available) **followed by Jamaica producing 835.9 mt.** Together these two main producers (Belize and Jamaica) **accounted for 90% of the region's aquaculture** output over the period



# Value

## Value of Fisheries Production (ex-vessel price)

2013 TOTAL: US\$434 mil

2014 TOTAL: US\$420 mil



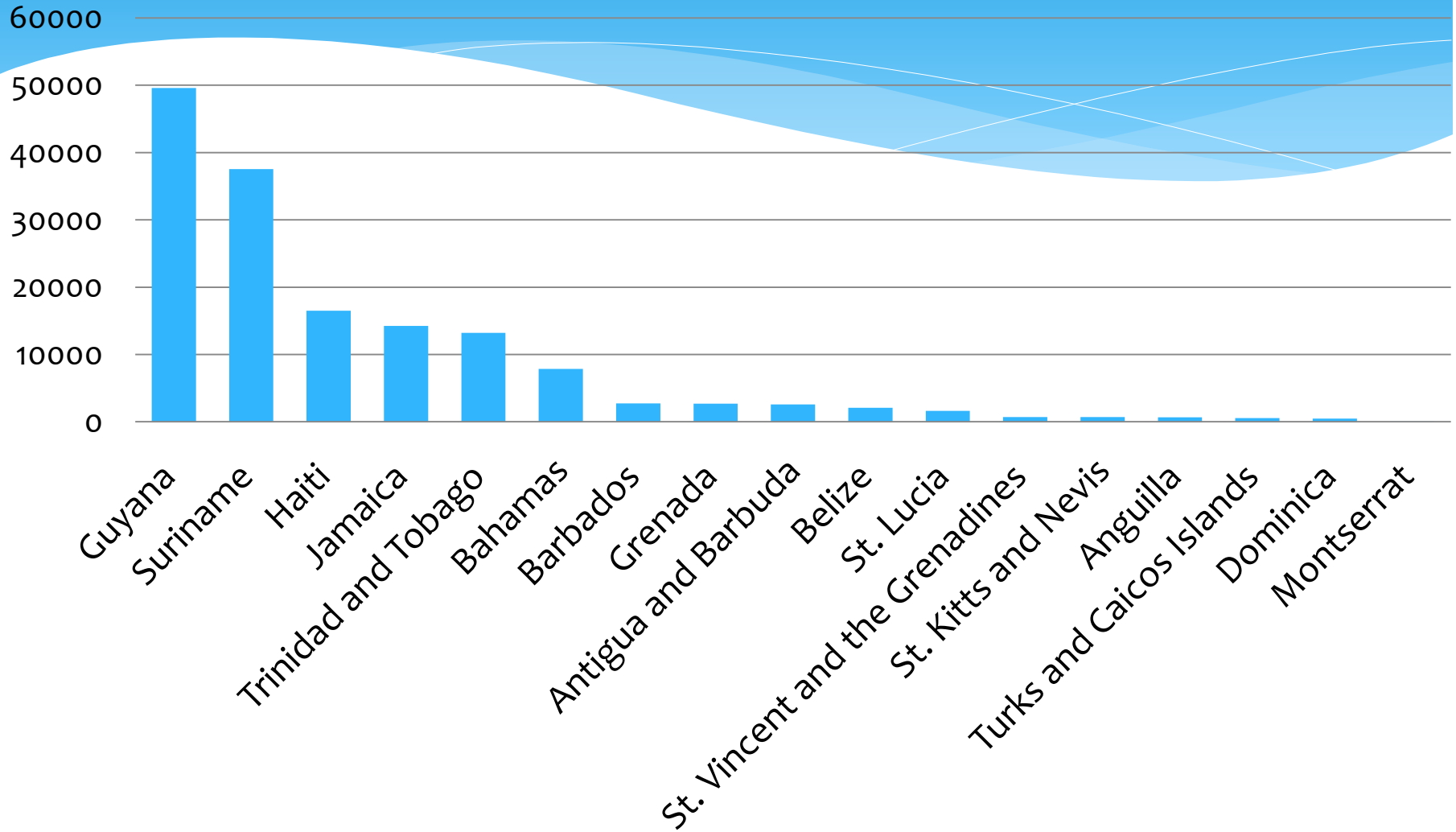
2013

2014

■ Aquaculture

■ Marine Capture Fisheries

# Production (mt) of the marine capture fisheries of CRFM Member States 2013



# The total number of people employed in the fisheries sector (including processors gear makers etc.)

Persons employed in the industry - approximately 341,391 in 2013 which was approximately 4.4% of the workforce of the region.

112,281 fishers and

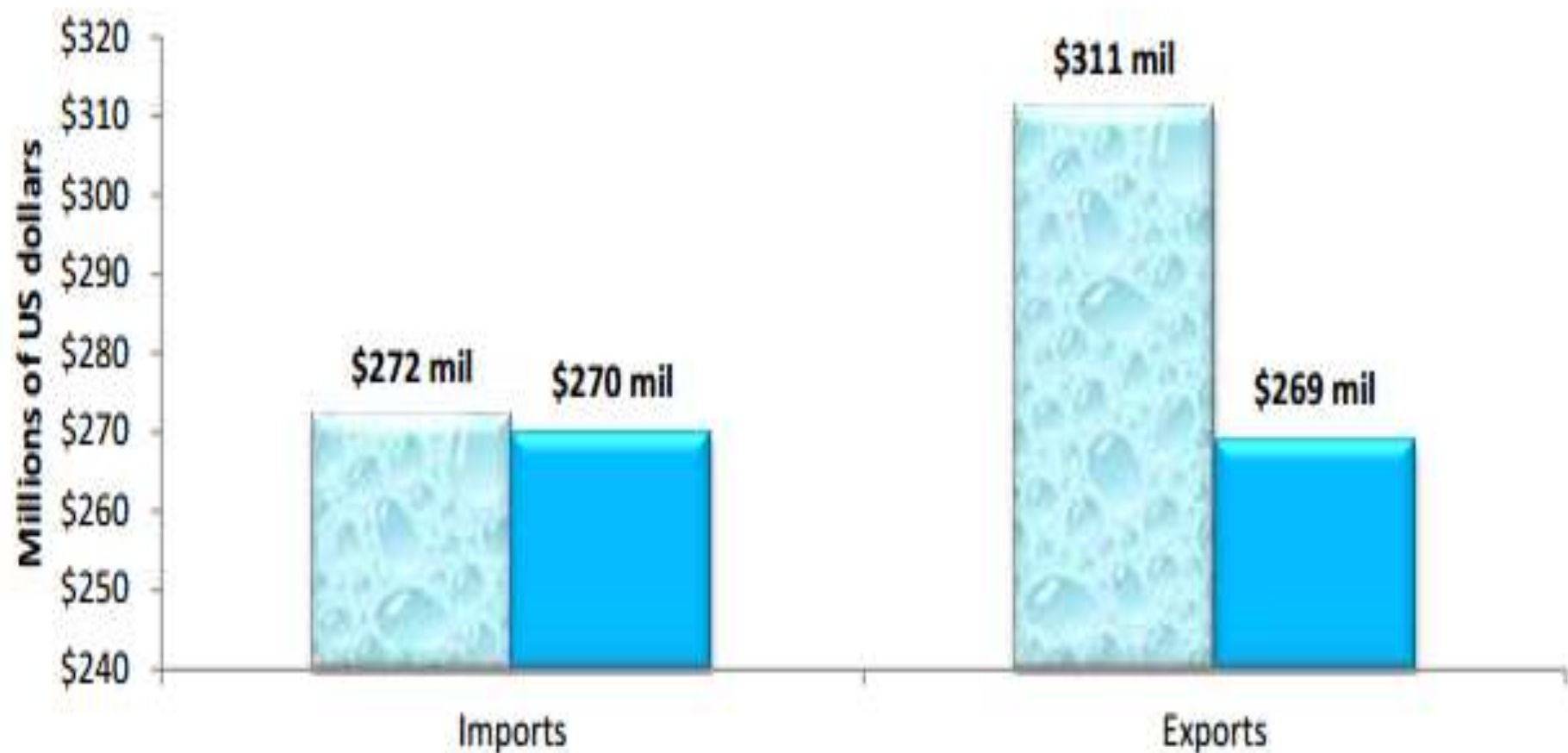
~3707 aquaculture farmers

225,403 Others (processors gear makers etc.)

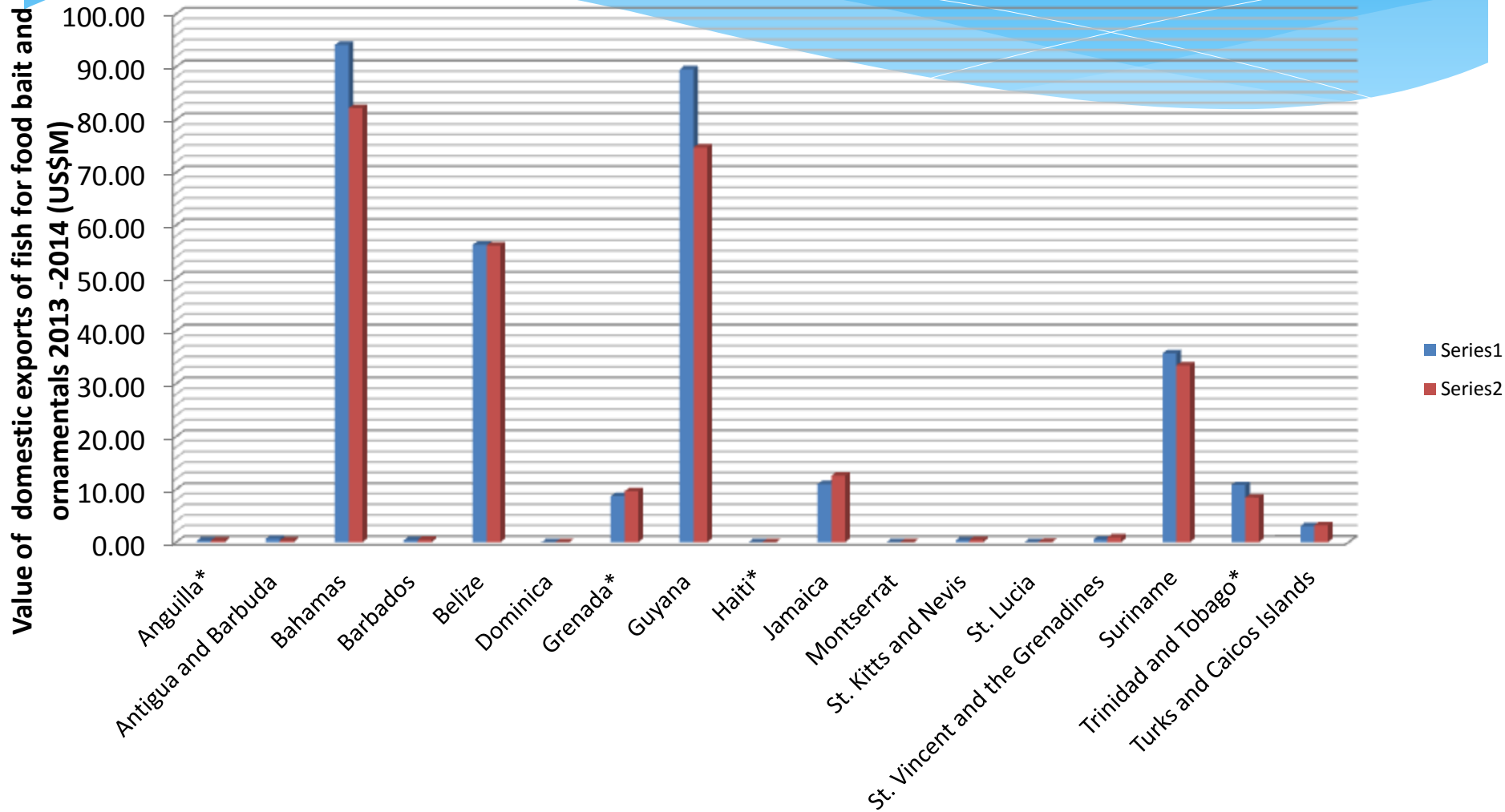


# Foreign Trade in Fish

2013 2014



# Earnings from domestic exports of fish by CRFM Member States 2013-2014



# FISH CONSUMPTION IN THE CRFM REGION

- \* The overall consumption of fish within the CRFM region was estimated at 27 kg per person



\* **THANK YOU**

