

SEAFOOD STEWARDSHIP INDEX

Assessing the contribution of the leading seafood companies to the Sustainable Development Goals

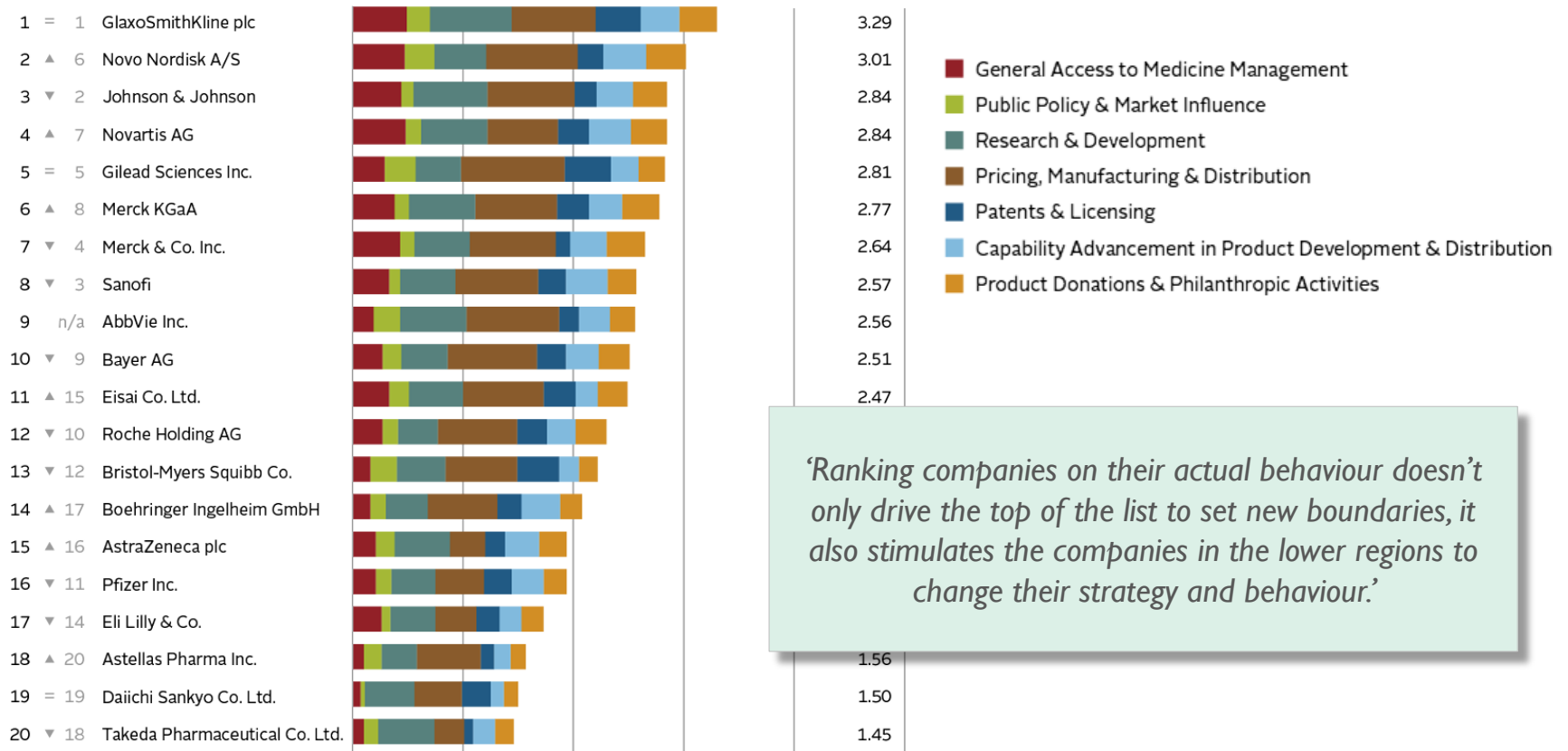


*Each index inspires the private sector
to actively participate in achieving
the Sustainable Development Goals.*



**INDEX
INITIATIVE**
ACCESS TO CLARITY

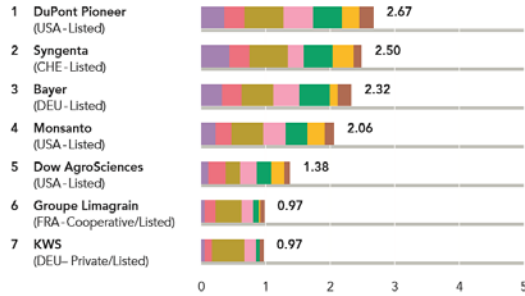
THE ACCESS TO MEDICINE INDEX 2014



THE ACCESS TO SEEDS INDEX 2016



Global Index of Field Crop Seed Companies

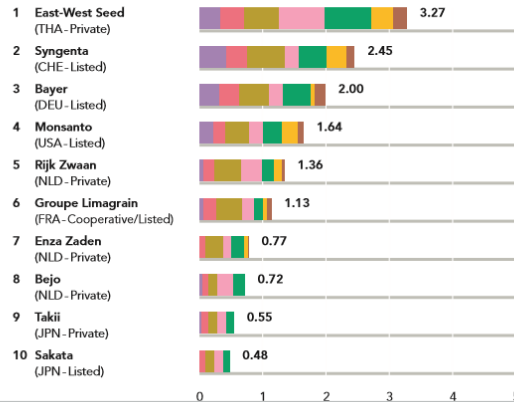


Measurement areas

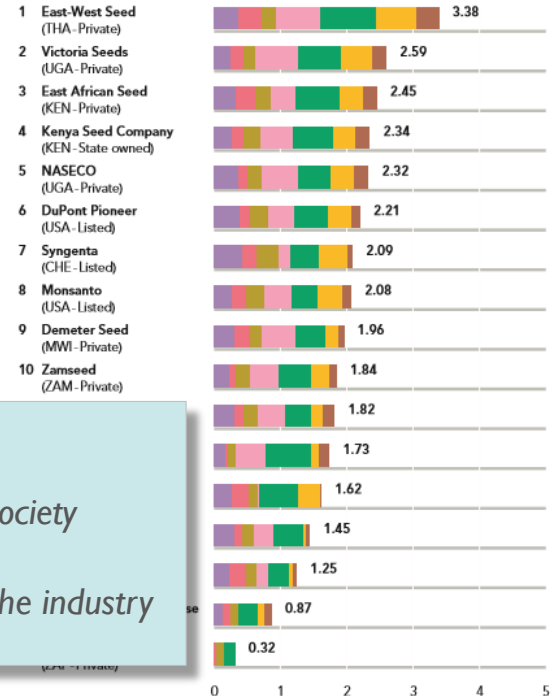
- Governance & Strategy
- Public Policy & Stakeholder Engagement
- Genetic Resources & Intellectual Property
- Research & Development
- Marketing & Sales
- Capacity Building
- Local Seed Sector Advancement



Global Index of Vegetable Seed Companies



Regional Index for Eastern Africa



Each index creates clarity on three levels:

1. Potential contribution of the industry to society
2. Stakeholder expectations of the industry
3. Performance of individual companies in the industry

RATIONALE SEAFOOD STEWARDHIP INDEX

- Seafood is vital for food security across the globe
- Impact on (marine)ecosystems & cases of poor labor and human rights standards
- Global seafood companies have agency to improve sustainability of supply chains
- Lack of clarity on the role of global seafood companies and low levels of transparency

MAIN IMPACT AREAS

Environment

Human rights and
labor practices

Community
involvement and
development

Fair operating
practices

HUMAN RIGHTS AND LABOR PRACTICES

Environment

Human rights
and labor
practices

Community
involvement and
development

Fair operating
practices

- Working conditions
- Forced labor and child labor
- Women's rights
- Social dialogue and worker's organizations

SDG 8 (decent work and economic growth),
SDG 5 (gender equality)

PROPOSED COMPANY AND SPECIES SCOPE

Company Name	Revenue in mn USD (2014)	Country of Origin	Ownership	Groundfish	Small Pelagics	Large Pelagics	Shellfish	Salmonids	Farmed White Fish	Cephalopods
1. Maruha Nichiro	7,220	Japan	Public	•	•	•	•	•	•	•
2. Nissui	5,337	Japan	Public	•	•	•	•	•	•	•
3. Thai Union Group	3,773	Thailand	Public		•	•	•	•		
4. Marine Harvest	3,433	Norway	Public	•			•	•	•	
5. Mitsubishi Corporation	3,300	Japan	Public			•	•	•	•	
6. Dongwon Enterprise	2,898	South Korea	Public		•	•	•	•		
7. Red Chamber Group	2,420	US	Private	•		•	•	•	•	•
8. Marubeni Corporation	2,000	Japan	Public	•			•	•		
9. Nomad Foods	2,000	UK	Public	•			•	•		
10. Austevoll Seafood	1,913	Norway	Public	•	•	•	•	•	•	•
11. Kyokuyo	1,825	Japan	Public	•	•	•	•	•		•
12. Trident Seafoods	1,500	US	Private	•	•	•	•	•	•	
13. Tri Marine International	1,300	US	Private		•	•				•
14. F.C.F. Fishery	1,300	Taiwan	Private		•	•			•	•
15. Pacific Seafood Group	1,300	US	Private	•	•	•	•	•	•	•
16. Pescanova	1,095	Spain	Public	•		•	•	•	•	•
17. High Liner Foods	1,053	Canada	Public	•		•	•	•	•	•
18. Bumble Bee Foods	1,000	US	Private		•	•	•	•	•	
19. Charoen Pokphand Foods	979	Thailand	Public				•	•	•	•
20. Labeyrie Fine Foods	968	France	Private	•	•	•	•		•	
21. SalMar	966	Norway	Public					•		
22. Bolton Group	960	Italy	Private		•	•		•		
23. Sajo Industries	952	South Korea	Public	•	•	•		•		•
24. Calvo Group	930	Spain	Private	•	•	•		•		
25. Wales Group	925	Thailand	Private		•	•	•		•	•
26. Parlevliet & Van der Plas	912	Netherlands	Private	•	•	•	•			
27. Royal Greenland	805	Greenland	Private	•			•	•		
28. Corpesca	805	Chile	Private		•					
29. Andrew Marr International	784	UK	Private	•	•	•	•	•	•	
30. AquaChile	779	Chile	Public					•	•	

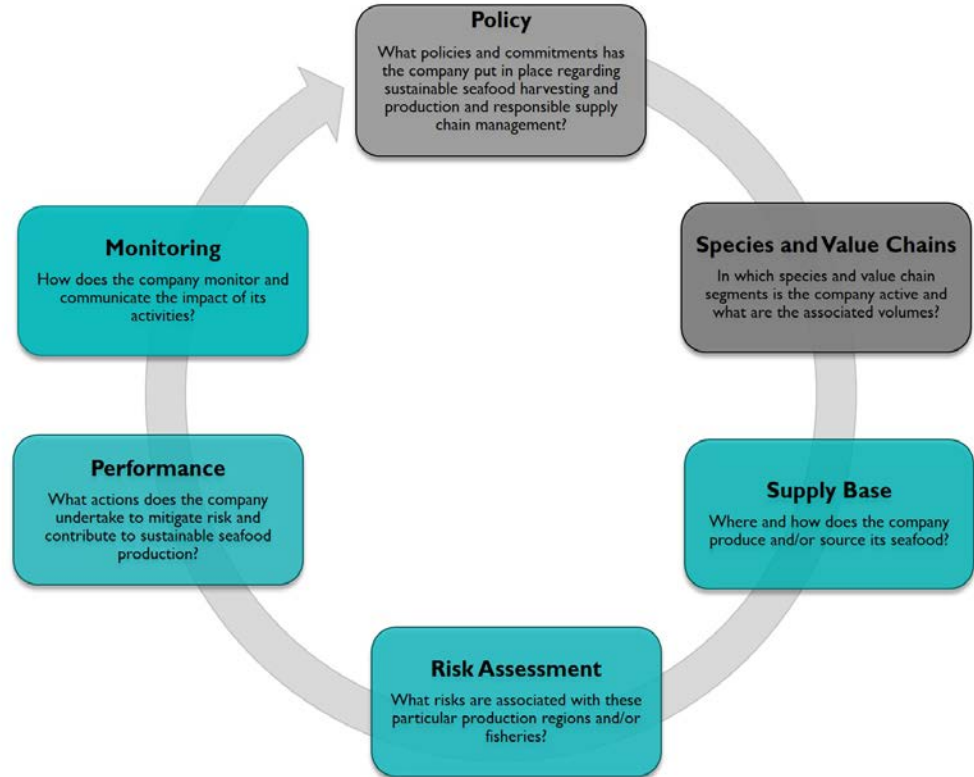
COMPANY ASSESSMENT AND COMPARISON

■ *Company level:*

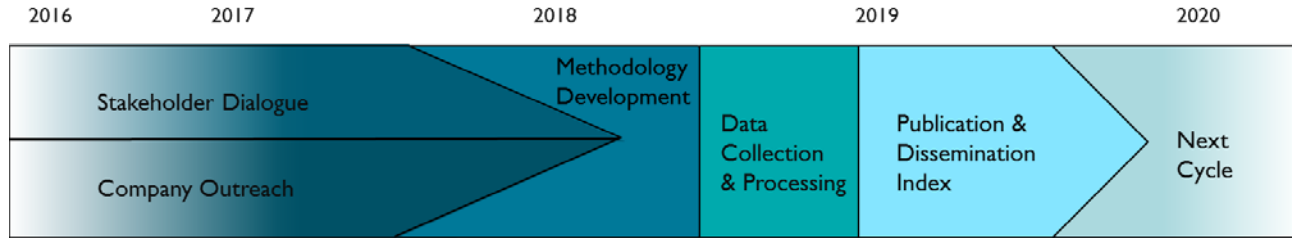
- Sustainability strategies
- Governance
- Commitments
- Policies
- Codes of conducts
- Monitoring and enforcement
- Transparency

■ *Species level:*

- Species
- Production regions and fisheries
- Volumes
- Catch/production methods
- Impact reducing measures
- Transparency



INDEX DEVELOPMENT PROCESS



- **Stakeholder roundtables**
 - Jakarta: December 2016
 - Japan: July 2017
 - Outreach event(s) at Boston Global Seafood Expo and/or Seattle SeaWeb Seafood Summit: March/ June 2017
- **Publication Index methodology: January 2018**
- **Publication Seafood Stewardship Index: January 2019**



QUESTIONS AND REMARKS