

**CWP-IS/2017/10**



منظمة الأغذية  
والزراعة  
للأمم المتحدة

联合国  
粮食及  
农业组织

Food  
and  
Agriculture  
Organization  
of  
the  
United  
Nations

Organisation  
des  
Nations  
Unies  
pour  
l'alimentation  
et  
l'agriculture

Organización  
de las  
Naciones  
Unidas  
para la  
Agricultura  
y la  
Alimentación

## **COORDINATING WORKING PARTY ON FISHERY STATISTICS**

### **Intersessional Aquaculture and Fishery Subject Groups Meetings**

**Copenhagen, Denmark 19-22 June 2017**

**Global and regional fisheries nominal catch statistics and their  
use in support to SDG14**

**Author: Secretariat**




**SUSTAINABLE  
DEVELOPMENT**

**GOALS**

**Global and Regional  
Fisheries Nominal  
Catch Statistics  
and  
their use in support to SDG14  
FOOD FOR THOUGHT**

**14 LIFE  
BELOW WATER**



# Global and Regional Fisheries Nominal Catch Statistics and their use in support to SDG14

## OUTLINE

### **1. Main drivers in the policy landscape:**

- The SDG 14. What and How
- The role of FAO as custodian agency of 4 out of 10 SDG14 indicators
- The FAO Quality Assurance Framework

### **2. The catch statistics in this landscape. Fitting the policy needs?**

- The Small Scale Fisheries in the Global Statistics
- The Recreational Fisheries in the Global Statistics
- The Industrial Fisheries – Foster transparency

### **3. A call for action**

### **4. The role of the CWP and What ACTION?**



# Goal 14: Conserve and sustainably use the oceans, seas and marine resources for sustainable development



14.1 Marine Pollution

14.2 Sustainably manage and protect coastal ecosystems

14.3 Minimize and address Ocean Acidification

14.4 Effectively regulate harvesting and end overfishing IUU fishing

14.5 Conserve at least 10 per cent of coastal and marine areas

14.6 Prohibit certain forms of fisheries subsidies which contribute to overcapacity and overfishing, eliminate subsidies that contribute IUU fishing

14.7 Increase the Economic benefit SIDS

14.a Scientific knowledge

14.C conservation and sustainable use


14.b Small scale fisheries




## Goal 14: Conserve and sustainably use the oceans, seas and marine resources for sustainable development

- Goes beyond conservation to focus on the **people and coastal communities**,
- Provides a special focus to **small scale fisheries** and the fisheries and populations reliant on this subsector;
- Makes achieving food security and ending malnutrition a global priority.
- The importance of fisheries in local and global food systems and its contribution to nutrition and health, particularly for the poor are overlooked and undervalued.

**14** LIFE  
BELOW WATER



# 14 LIFE BELOW WATER



## Goal 14:

Conserve and sustainably use the oceans, seas and marine resources for sustainable development

10 Targets:

- 14.1 ...
- 14.7
- 14.a ...
- 14.c

10 Indicators:

- 14.1.1 ...
- 14.7.1
- 14.a.1 ...
- 14.c.1

### TARGETS

**14.4** By 2020, effectively regulate harvesting and end overfishing, illegal, unreported and unregulated fishing and destructive fishing practices and implement science-based management plans, in order to restore fish stocks in the shortest time feasible, at least to levels that can produce maximum sustainable yield as determined by their biological characteristics

**14.6** By 2020, prohibit certain forms of fisheries subsidies which contribute to overcapacity and overfishing, eliminate subsidies that contribute to illegal, unreported and unregulated fishing and refrain from introducing new such subsidies, recognizing that appropriate and effective special and differential treatment for developing and least developed countries should be an integral part of the World Trade Organization fisheries subsidies negotiation

**14.7** By 2030, increase the economic benefits to Small Island developing States and least developed countries from the sustainable use of marine resources, including through sustainable management of fisheries, aquaculture and tourism

**14.B** Provide access for small-scale artisanal fishers to marine resources and markets

### INDICATORS

**14.4.1** Proportion of fish stocks within biologically sustainable levels

#### Stocks within biological sustainable levels

**14.6.1** Progress by countries in the degree of implementation of international instruments aiming to combat illegal, unreported and unregulated fishing

#### Reducing subsidies / IUU

**14.7.1** Sustainable fisheries as a percentage of GDP in small island developing States, least developed countries and all countries

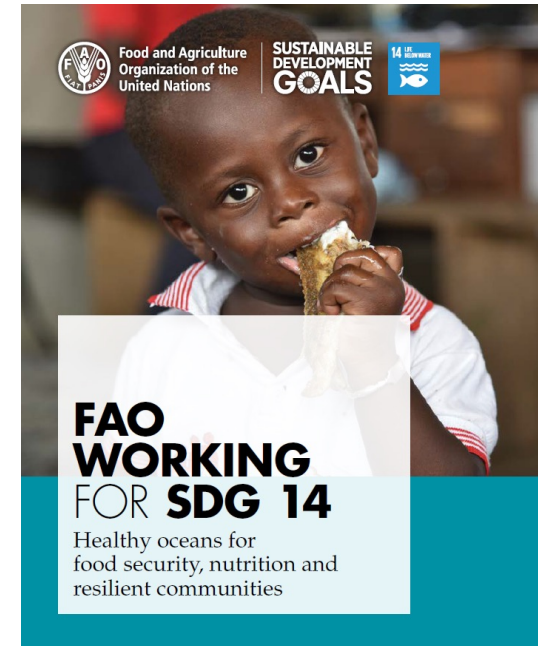
#### Sustainable fisheries as % of GDP

**14.B.1** Progress by countries in the degree of application of a legal/regulatory/policy/institutional framework which recognizes and protects access rights for small-scale fisheries

#### Access to resources/markets SSF

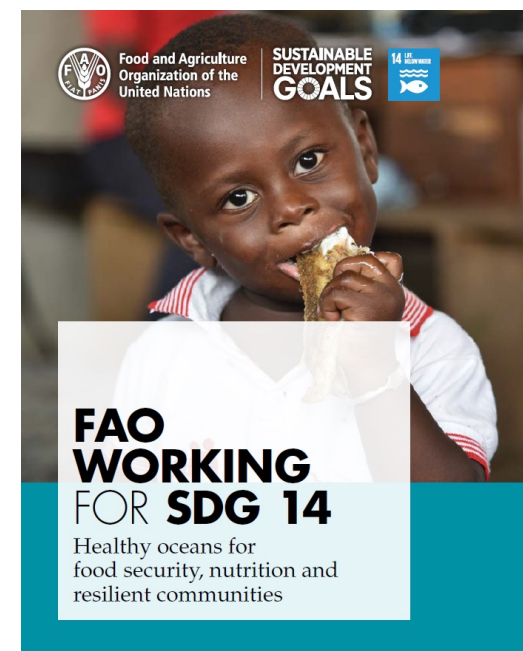
# FAO's Role as Custodian UN agency of 21 SDG indicators

- FAO is custodian agency for four of the 10 SDF 14 indicators (14.4.1, 14.6.1, 14.7.1 and 14.b.1).
- A significant factor in the success of the SDGs will be **new and effective ways of collecting data**, monitoring targets and measuring progress.
- The data will contribute to annual SDG progress reports that feed into the UN's High Level Political Forum's follow-up and review progress.



# FAO's Role as Custodian UN agency of 21 SDG indicators

- Provides countries with information on optimum levels of fishing, aquaculture expansion and fair and secure access to living aquatic resources and markets.
- Responsible for binding and non binding instruments negotiated with member Countries that can help achieve SDG14.
- FAO will help to ensure that national data are comparable and aggregated at sub regional, regional and global levels.
- As custodian FAO has also to facilitate the process, provide technical support, and build capacity (e.g. in supporting required statistics which help the country in progressing on the target)





# FAO Quality Assurance Framework (QAF)

Quality as the degree to which its statistical outputs fulfill requirements and the following quality dimensions are taken into account:

- Relevance
- Accuracy and Reliability
- Timeliness and punctuality
- Coherence
- Accessibility and clarity

The formalisation of the QAF for Capture Statistics is now being implemented at FAO.

It will rely in translating into a formal framework practices and principles ever followed.

*e.g. in 2016 FAO has undergone an outstanding comparative study of annual tuna catches:*

*FAO Global Catches vs tRFMO Catches  
Differences have been found so as the potential sources of discrepancies! More Coherence Statistics*



# FAO Quality Assurance Framework (QAF)

Quality as the degree to which its statistical outputs fulfill requirements and the following quality dimensions are taken into account:

- Relevance
- Accuracy and Reliability
- Timeliness and punctuality
- Coherence
- Accessibility and clarity

Quality requires further work also on the other dimensions.

Relevant data has to be published.

Accurate data available and level of accuracy and reliability Known.

Room to improve published datasets with relevant and comparable quality scoring against these dimensions.



# FAO Quality Assurance Framework (QAF)

**However,**

***Global and Regional statistics are mainly based on data supplied by national statistical authorities or by other international organizations, and consequently their quality depends also on the quality of the inputs received.***

- *More can be done with CWP Members to foster quality and forge new avenues of collaboration.*
- More effort to partnerships for development and updating of global data standards for fisheries and aquaculture;
- Additional collaboration to empower country capacities.

**Example: Streamline codes, concepts and methodologies across CWP Members.**

# Main drivers in the policy landscape in a Nutshell

- **People and coastal communities**
- **Food supply and poverty alleviation**
- **Small Scale Fisheries**
- **Recover Fishing Stocks to MSY levels**
- **Combat IUU Fisheries**
- **The entertaining side of fisheries and its economic benefit to the coastal populations**
- **Quality driven statistics**
- **Further Guidance to the Countries**



**FAO  
WORKING  
FOR SDG 14**

by oceans for  
security, nutrition and  
nt communities



**The catch statistics in this landscape.**

**Fitting the policies requirement?**

# The Global Capture Production statistics

- **Nominal catches**, i.e, live weight equivalent of landings to be expressed in tonnes.
- Cover all **industrial, artisanal and subsistence fisheries**, including **recreational catches**. (CWP16, 1995)
- **Discards** not included
- **Geographical disaggregation:**
  - Major inland and marine fishing areas

**Yearly updating after a lengthy and complex process of data cross-check and validation**



Food and Agriculture Organization  
of the United Nations

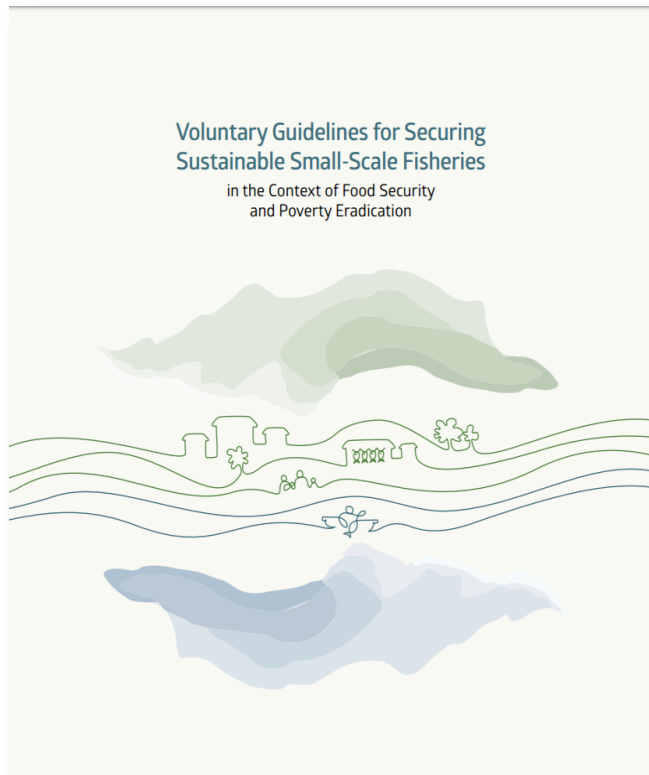
FAO Global Capture Production database updated to 2015

Summary information

Fisheries and Aquaculture Department



# The Global Capture Production statistics: Small scale fisheries



Small-scale fisheries provide about **1/2 the world's seafood** product and employ 90% of those employed in the sector.

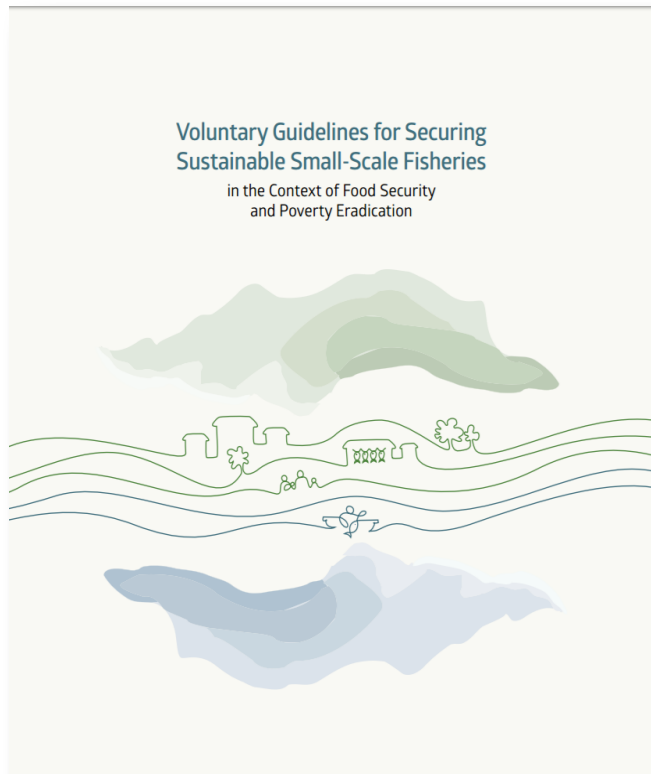
(source: <http://www.oceanactionhub.org/>)



14.7 Increase the Economic benefit SIDS

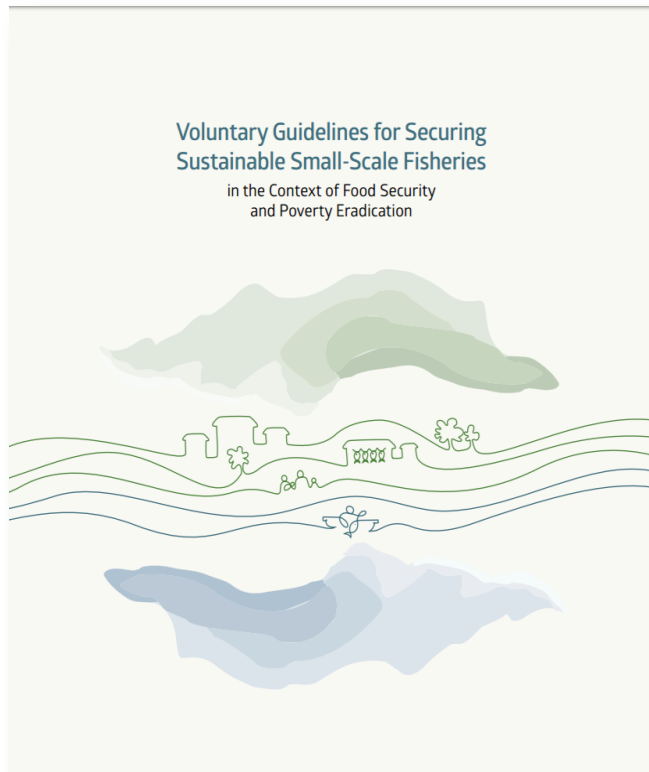
14.b Small scale fisheries

# The Global Capture Production statistics: Small scale fisheries



“Overall, **the lack of significant reference to the small-scale fisheries** subsector in fisheries instruments undermines the crucial role that they can play in human development.”

# The Global Capture Production statistics: Small scale fisheries

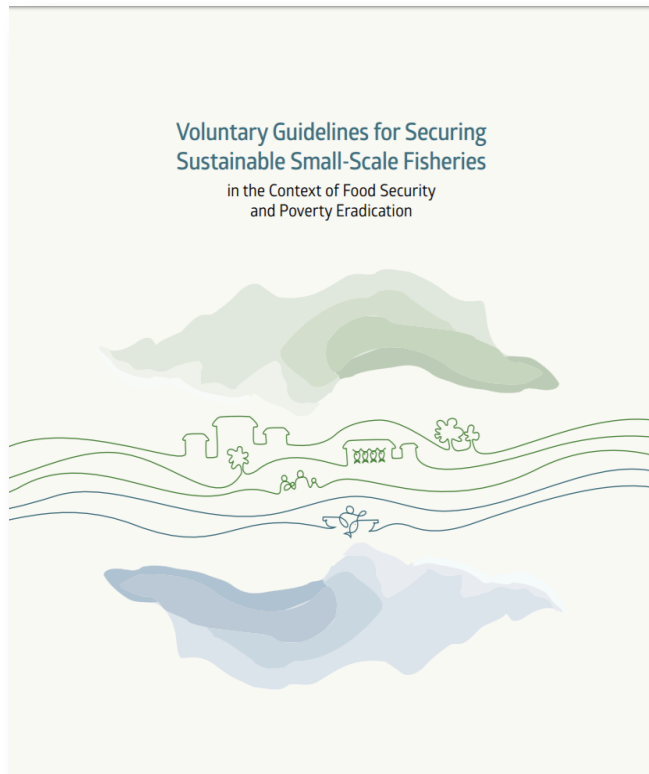


Developing countries often base their statistics system in the commercial fisheries usually perceived as the major economic contribution on fisheries.

**Nominal Catches:** The concept "NOMINAL CATCHES" refers to the landings converted to a live weight basis. In fact it is often referred to as the "Live weight equivalent of the landings" or shortened to the "Live weight". In national publications the same

Although the NOMINAL CATCH is, at first sight, the preferred unit it does suffer from one disadvantage, namely, that it is seldom obtained as a direct measure. This is because it would usually have to be made on board a fishing vessel where the practical difficulties associated with the working conditions render it impossible. Thus it has to be derived and this is usually done by

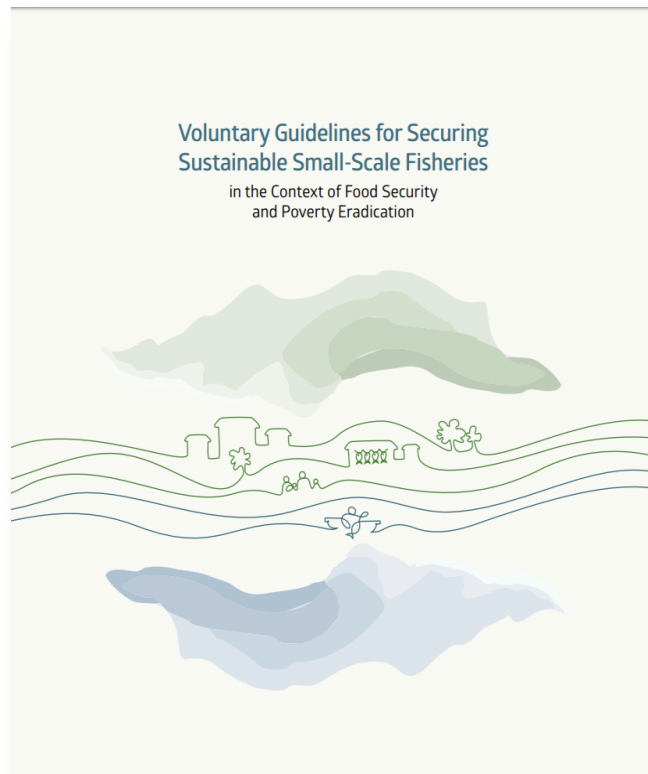
# The Global Capture Production statistics: Small scale fisheries



Lack of accurate statistics makes this subsector unaccounted or under-accounted when contribution of the GDP is estimated.

Studies have shown that in some countries, where industrial fisheries are inexistent or non-representative, this contribution may double the fisheries GDP.

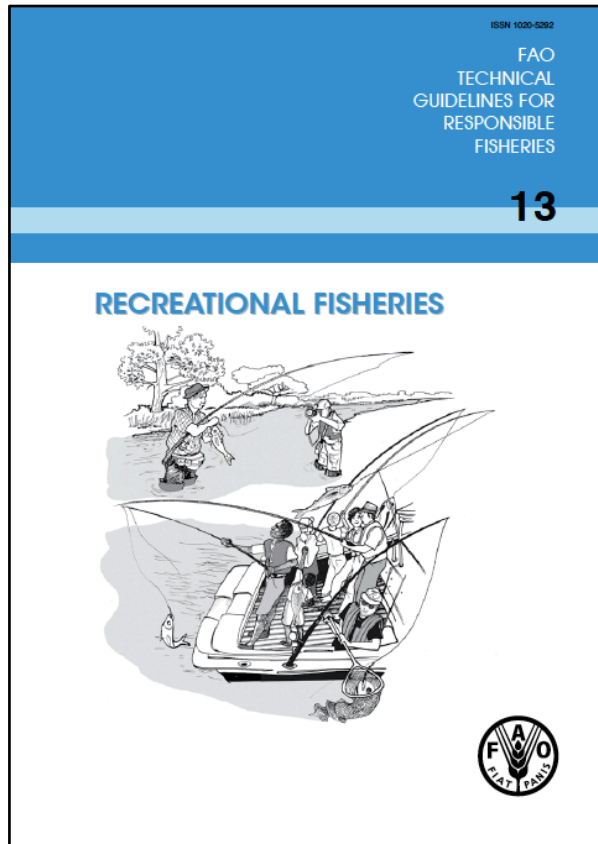
# The Global Capture Production statistics: Small scale fisheries



## Questions:

- How much do the Global and regional capture statistics cover from the Small Scale Fisheries?
- What is the statistical concept of Small Scale Fisheries? One unique concept across CWP Members?
- CWP practices and standards for collection of capture data focus mainly on the commercial fleet; shouldn't subsistence fisheries be assessed from the population perspective?
- What methodologies to cover this sub-sector?


# The Global Capture Production statistics: Recreational Fisheries



**“Recreational fishing has the potential to significantly stimulate economic development with minimal impact on fish stocks and other natural resources.” (FAO)**

The importance of recreational fisheries is increasing rapidly in many transitional economies.

# The Global Capture Production statistics: Recreational Fisheries




- Present in 76% of the world EEZ (Mora *et al*, 2009)
- Number of fishers between 220 to 700 million (FAO 2012 and World bank 2012)
- Contributing about USD70 billion per year to global GDP (World Bank, 2012)



14.7 Increase the Economic benefit SIDS

# The Global Capture Production statistics: Recreational Fisheries



## Questions:

- How much do the Global capture statistics covers on Recreational Fisheries?
- How many countries do produce data and statistics about this sub-sector and are these included in the global and or regional capture statistics?
- What are the practices amongst CWP members regarding Recreational fisheries statistics?
- What data collection methods?

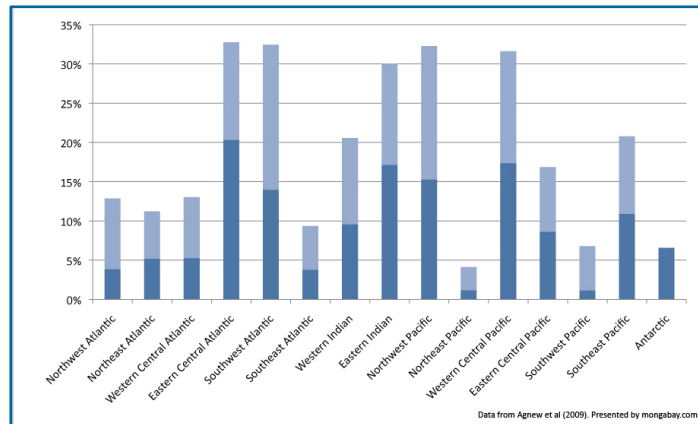
# The Global Capture Production statistics: Industrial and semi-industrial Fisheries



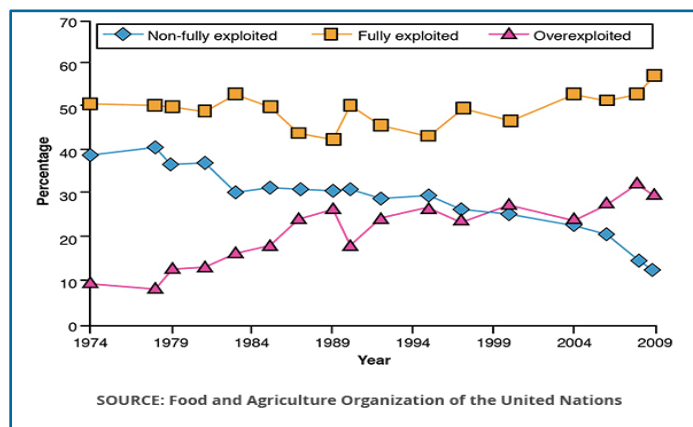
“FAO to revise its global fisheries statistics database to provide information on straddling fish stocks, highly migratory fish stocks and discrete high seas fish stocks on the basis of where the catch is taken.” (The UN General Assembly Resolution 69/109 on Sustainable Fisheries )

**The increase of transparency on data availability and data provision will allow an increased understanding and knowledge about the stocks exploitation levels and support sound fisheries policy-making.**

# The Global Capture Production statistics: Industrial and semi-industrial Fisheries



- About 30% of the world's fish stocks overexploited
- Economic losses estimated at \$50 billion/year (FAO/WB).
- IUU fishing affects about 20% of global fish catch, estimated at \$23 billion/year.



14.2 Sustainably manage and protect coastal ecosystems

14.C conservation and sustainable use

14.4 Effectively regulate harvesting and end overfishing IUU fishing

# The Global Capture Production statistics: Industrial and semi-industrial Fisheries



Several actions have been carried out in the past:

- FAO collaborated with regional fishery bodies (RFBs) including regional fisheries management organizations (RFMO) in several initiatives towards modification of the statistical divisions' boundaries
- New discussion at COFI 32, which requires CWP attention and action.

# The Global Capture Production statistics: Industrial and semi-industrial Fisheries



Several actions have been carried out in the past:

- FAO collaborated with regional fishery bodies (RFBs) including regional fisheries management organizations (RFMO) in several initiatives towards modification of the statistical divisions' boundaries
- New discussion at COFI 32, which requires CWP attention and action.

# THE ANSWER FROM THE SOCIETY

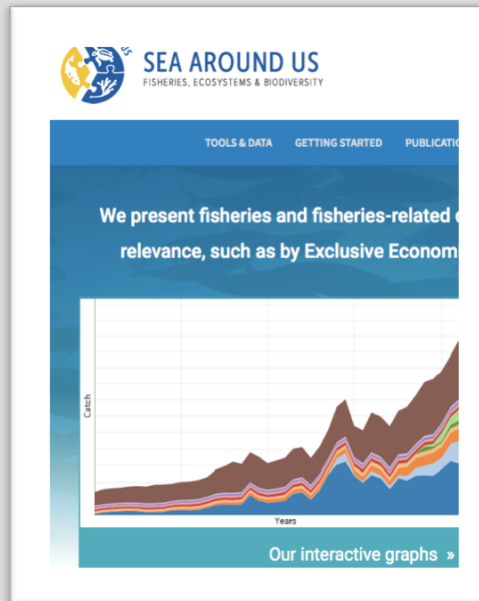
Several Initiatives from organisations; civil society, academia, etc. proposing actions to overcome some of the caveats that we have highlighted.



The Fisheries Transparency Initiative



The Sea Around Us Project



MRAG



# THE ANSWER FROM THE SOCIETY

But also ... *New IT tool are now available to the public*

## Partnerships between *Global Fishing Watch* and the governments of Indonesia and Peru.

Peru Commits to Publish Vessel Tracking Data through Global Fishing Watch

Oceana Applauds the Efforts of Peru and Indonesia to Promote Fishing Transparency

NEWS PROVIDED BY  
Oceana →  
07 Jun, 2017, 13:27 ET

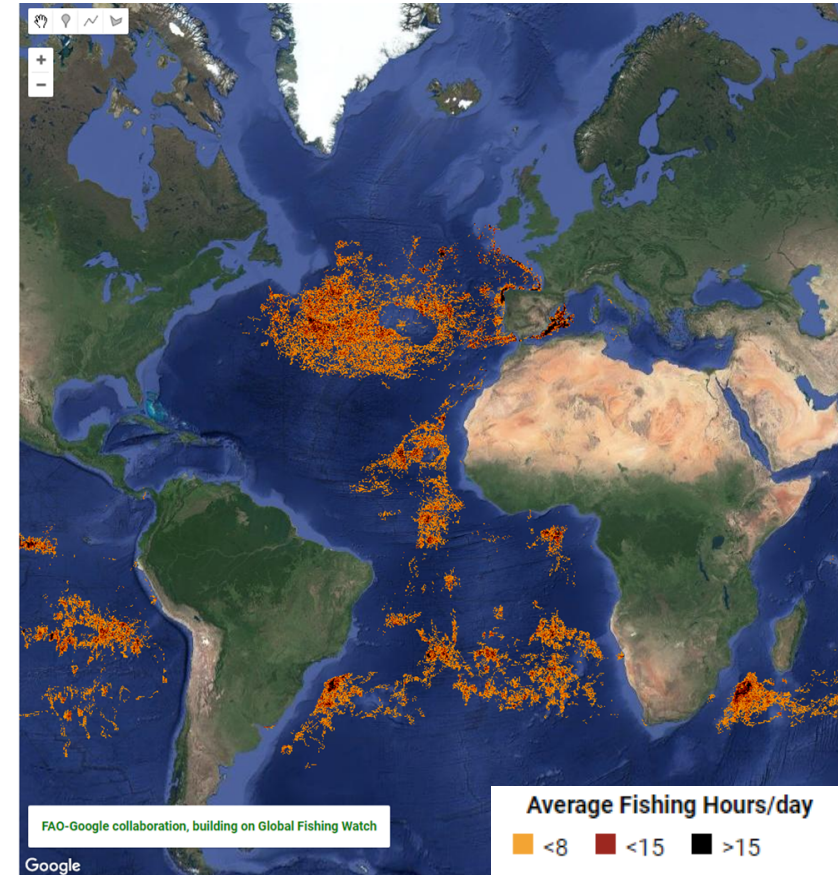
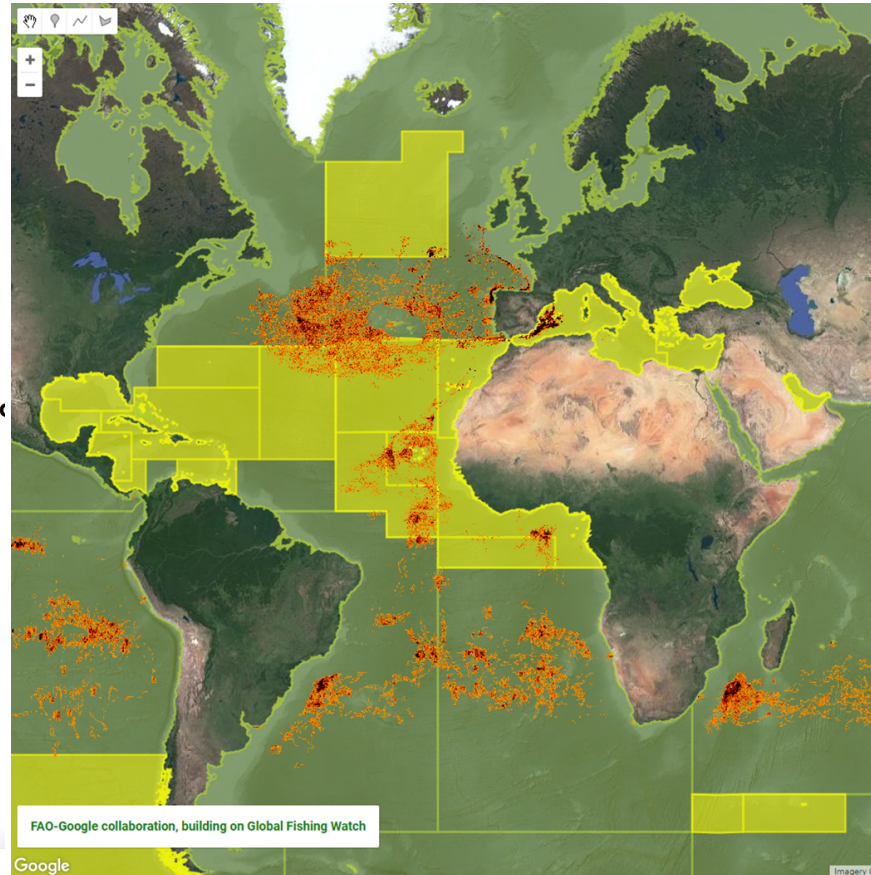
SHARE THIS ARTICLE

NEW YORK, June 7, 2017 /PRNewswire-USNewswire/ -- Today the Peruvian government made a public commitment to make its national vessel tracking data publicly available through Global Fishing Watch, which provides the first global view of commercial fishing\* activity. The commitment, which was announced at [The Ocean Conference](#) hosted by the United Nations in New York City, is the result of Oceana's collaboration with the Peruvian government to increase transparency of commercial fishing in Peru's waters.

"Peru has committed to join Global Fishing Watch as a demonstration of transparency," said Héctor Soldi, Vice Minister of Fisheries and  
**Indonesia makes its fishing fleet visible to the world through Global Fishing Watch**  
June 7, 2017



## Partnerships between *Global Fishing Watch* and FAO – AIS data



Total Spanish fishing effort, Year 2015.

# A CALL FOR ACTION in a Nutshell

**A Thriving SDG Agenda highlights in fisheries the social and economic dimension.**

**FAO UN Agency Custodian of 4 out of 10 SGS14 Indicators.**

**COFI recommendations and requests.**

**Societal increasing knowledge and tech developments.**

**Nationwide willingness and perception for the need of better statistics.**

**Increasing need to work with the countries and guide towards best data collection and data coverage.**

**Demand for publishing evidence of quality level in disseminated statistics**

**New opportunities to develop partnerships and make use of innovative methodologies and tools.**

# A CALL FOR ACTION ALSO FOR THE CWP?

**CWP: by excellence the forum where to look at fisheries  
Statistical standards and methodologies**

***Main Functions:***

Continually review fishery statistics requirements for research, policy-making and management;

Agree on standard concepts, definitions, classifications and methodologies

Make proposals for the coordination and streamlining of statistical activities

**Highly demanding policy framework.**

**More to be done**

**What role to the CWP and to the CWP members?**

# A CALL FOR ACTION FOR THE CWP

- What are the CWP Members' practices to deal with Small Scale Fisheries and Recreational Fisheries?
- Need to revise standards and definitions to properly tackle capture fisheries in its all dimensions?
- Innovative methods to further the coverage and improve the quality of capture statistics?
- What further actions to ensuring that national data are comparable and consistently aggregated at sub regional, regional and global levels?
- How FAO and CWP agencies address Quality indicators, what action would generally enable progress on these criteria, and how could we publish datasets with relevant and comparable quality scoring against these indicators?