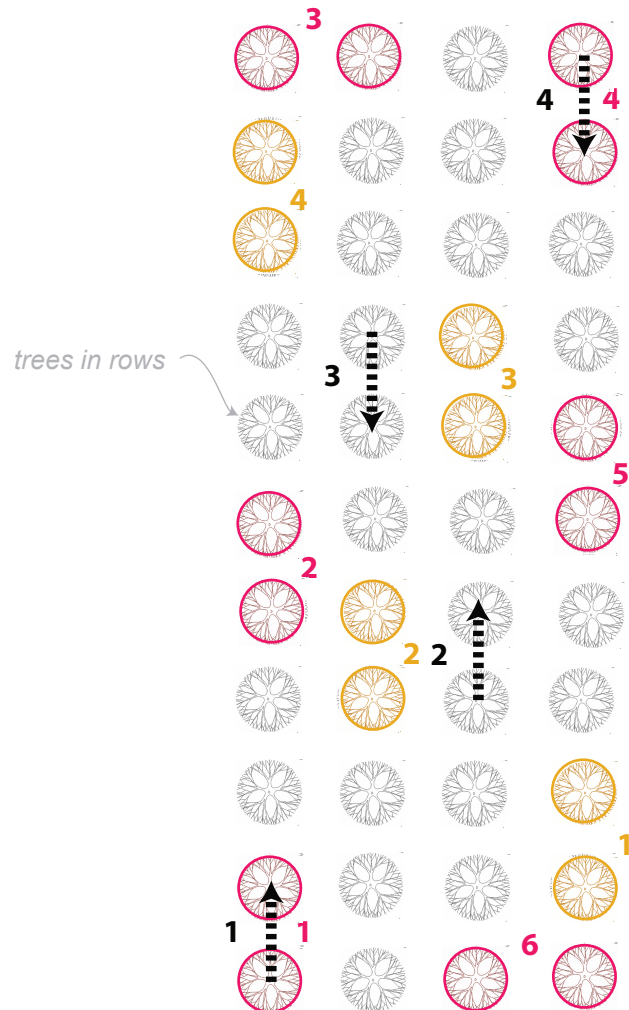





Layout of yield plots in an orchard without pollenizer plants



 Yield plot (2 adjacent trees of the production variety), located at least 1 row away from the edge of the orchard inasmuch as possible
 **k**

Location of previous samples, from Figure 8:

 **i** Scan sampling to measure pollinator density (Plot No. *i* with 100 to 500 flowers or panicles depending on crop).

 **j** Net captures to measure pollinator diversity: Subunit No. *j* of a standardized transect consisting of six 25-m long subunits for insects capture over a 2-m width for 5 min
