



ASIA AND PACIFIC COMMISSION ON AGRICULTURAL STATISTICS

TWENTY-SIXTH SESSION
Thimphu, Bhutan, 15-19 February 2016
Agenda Item 5.2
AMIS Progress in Asia and the Pacific

Contributed by: François Fonteneau, AMIS Programme Coordinator
FAO Statistics Division
Francois.Fonteneau@fao.org



AMIS Progress in Asia and the Pacific

François Fonteneau
AMIS Programme Coordinator
FAO Statistics Division

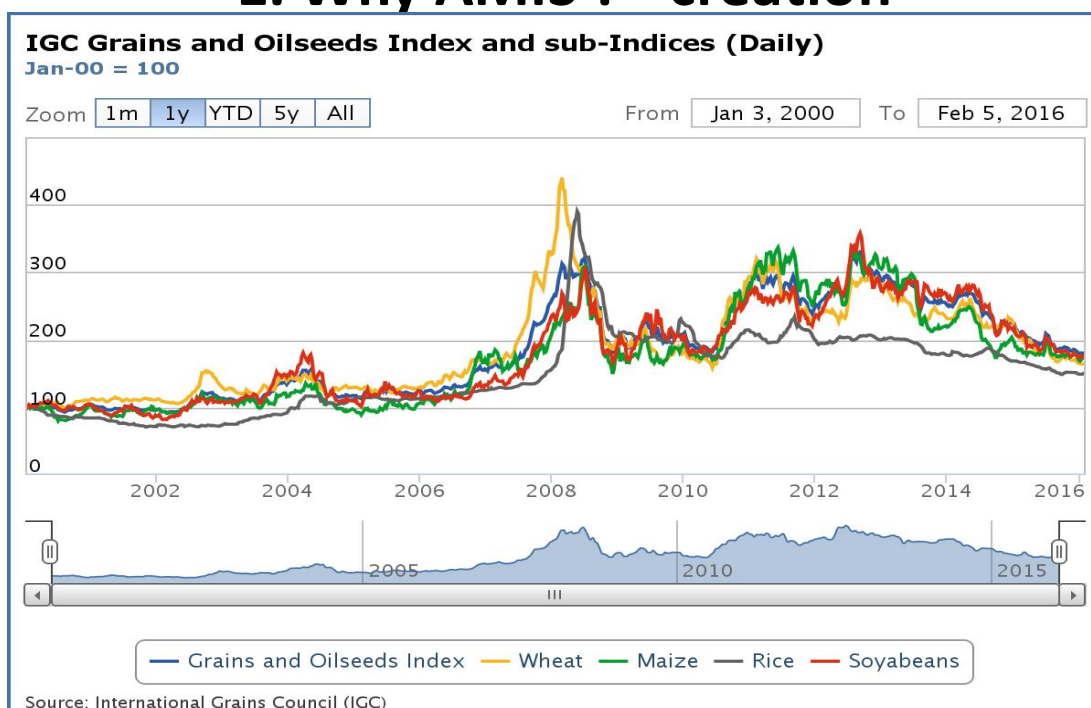
Outline

1. AMIS background
2. Data submissions to AMIS
3. Statistical capacity building

APCAS 26, Bhutan, February 2016

3

1. Why AMIS ? - creation



4

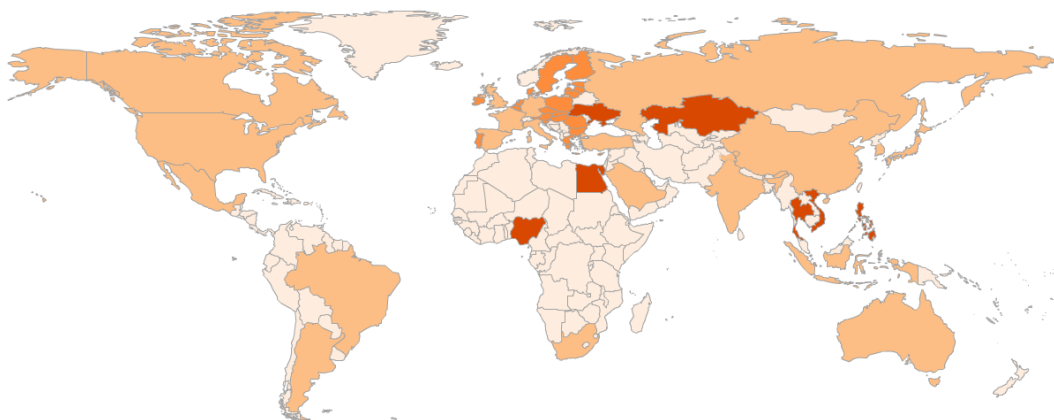
1. What is AMIS?

- A **G20 initiative** to increase food market transparency and reduce food price volatility
 - Crops: wheat, maize, rice, and soybeans
 - Focus: production, utilization, stocks, trade
- Participants: G20 Members plus Spain and 7 invited countries
- **Bodies** and governance:
 - Secretariat of International Organizations, hosted by FAO
 - The Global Food Market Information Group (countries, technical)
 - The Rapid Response Forum (countries, policy)
 - + steering committee, etc.

APCAS 26, Bhutan, February 2016

5

1. What is AMIS? - coverage



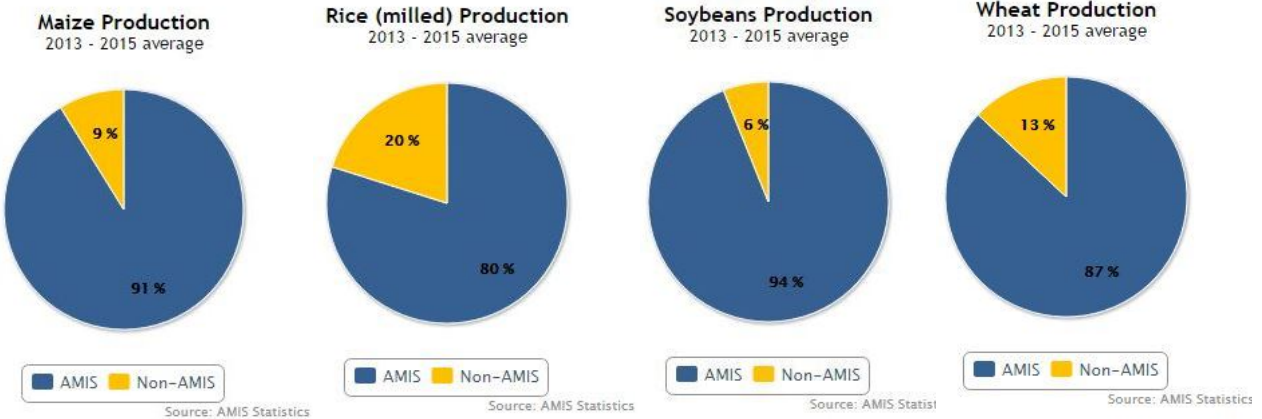
G20 Members & Spain
 Other EU Members*
 Invited Countries

* Not participating in AMIS as individual countries, but collectively represented by the European Union

APCAS 26, Bhutan, February 2016

6

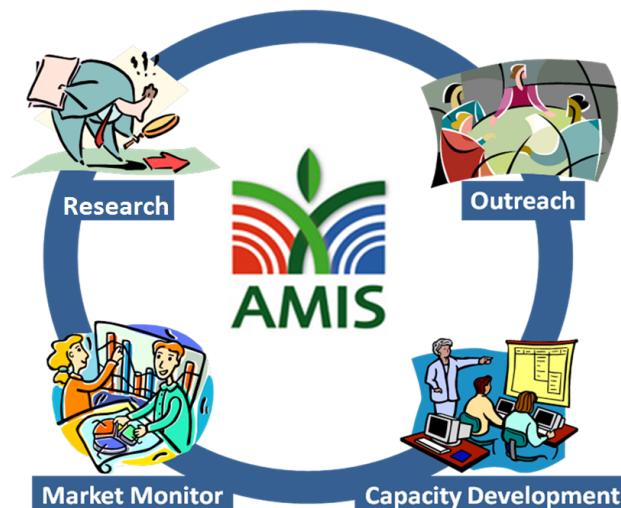
1. What is AMIS? - main market players



APCAS 26, Bhutan, February 2016

7

1. What is AMIS? - activities



APCAS 26, Bhutan, February 2016

8

2. National data submissions to AMIS

	Frequency	Timeliness	Comprehensiveness and quality	Metadata quality
Australia	monthly	very good	good	very good
China	monthly	good	incomplete	good
India	quarterly	acceptable	incomplete	weak
Indonesia	quarterly	good	very good	very good
Japan	quarterly	acceptable	incomplete	good
Philippines	monthly	very good	very good	very good
South Korea	stopped since 2013	stopped	stopped	stopped
Thailand	quarterly	weak	poor	null
Vietnam	quarterly	very good	very good	very good

APCAS 26, Bhutan, February 2016

9

3. Statistical capacity building projects

- Several ad-hoc small projects
- 2 large projects: 8.5m USD – 4 years

Japan:

- USD1.5m
- Focus: stocks and production for rice only
- Support to the Philippines and Thailand
- Project just completed

BMGF :

- USD7m
- Focus : stocks, market prices and production forecasts, 4 crops
- Support to Bangladesh, India and Nigeria
- In addition, global methodological development (statistics and IT) which are made available as public goods (link with GS)
- Project active till 30/06/2017

APCAS 26, Bhutan, February 2016

10

3. Focus of national projects

	Market prices	Grain crop stocks	Production (forecasts)	Others: data access, data quality, etc.
Bangladesh		YES	YES	
India	YES	YES		
Philippines			YES	
Thailand		YES	YES	YES

+ *Nigeria*

How? : decentralization, pilots & support to institutional long term WP, regional networks of expertise

APCAS 26, Bhutan, February 2016

11

3. Projects overall set-up

National	Regional	Global
<ul style="list-style-type: none"> • Identification of priorities • Piloting and implementing • Capacity development 	<ul style="list-style-type: none"> • Exchange of experience • Peer reviewing • Bilateral cooperation 	<ul style="list-style-type: none"> • Identification of good and emerging practice • Data exchanges (AMIS) • Link with GSARS

=> Promotion of regional and inter-regional exchanges

APCAS 26, Bhutan, February 2016

12

3. In focus: knowledge and innovations

Prices / MIS

- Traditional: network of professional interviewers on markets
- Innovations:
 - Piloting price crowdsourcing with Premise in Indonesia
 - Re-visiting the potential of web scraping
 - Decentralized MIS in Nigeria
 - DQAF on MIS

Stocks

- Traditional : residual
- Innovation: promotion of direct measurement
 - Assess existing stocks surveys
 - Propose concepts, definitions and classifications
 - Develop survey guidelines

Yield forecasting

- Documenting good practices through case studies (RS, surveys, mob tech, etc.)

APCAS 26, Bhutan, February 2016

13

3. Project results in Thailand

- Data Quality Control on surveys
 - In-depth review
 - Study tour to the Philippines
 - Capacity building
- CAPI for the production survey
 - Capacity building
- Rice Balance Sheet: an estimation of uses of rice with independent research group (TDRI)

APCAS 26, Bhutan, February 2016

14

3. Project results in Thailand



3. Project results in the Philippines

- Crop Cutting Survey
 - Methodological development
 - Field test and full pilot
 - Capacity building
- In-depth Data Analysis training

3. Project results in the Philippines

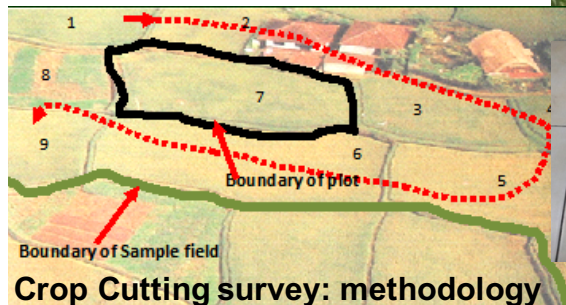


Data-analysis training



Data analysis training

Crop Cutting survey: field testing



Crop Cutting survey: methodology

APCAS 26, Bhutan, February 2016

17

3. Networking and outreach



MNL 2014



BKK 2015



BKK 2015



BKK 2013

February 2016

18

3. Next steps

Continuation:

- Through the Gates Project:
 - Pilot innovations and build capacity in BAN and IND
- Through the Global Strategy:
 - Respond to clearly identified country needs in terms of technical assistance, SPARS
 - Outreach
- Through AMIS Initiative:
 - Data exchanges
 - Policy dialogue

19

Kadrin chhe la

Thank you

20