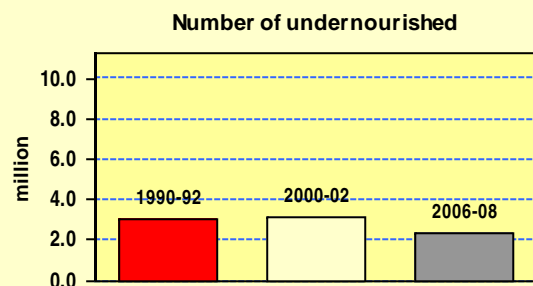
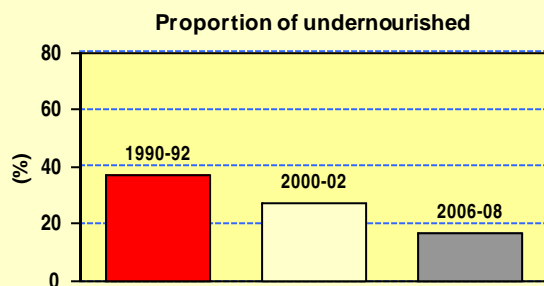




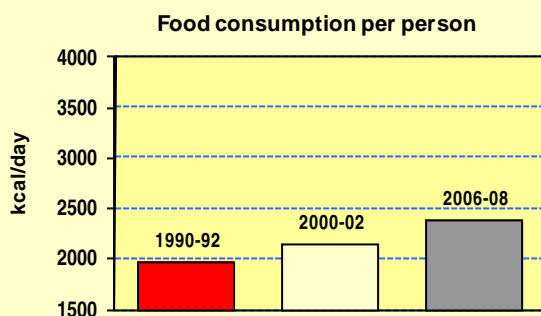
Niger

Monitoring progress towards hunger reduction targets of the **World Food Summit (WFS)** and the **Millennium Development Goals (MDG)**

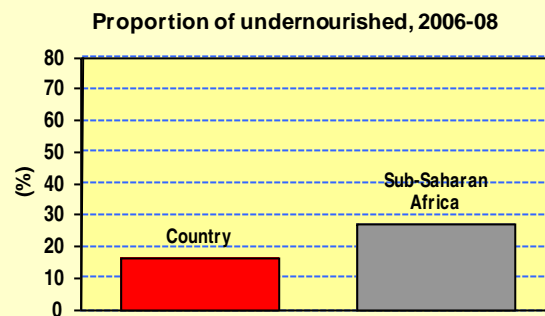
The Niger had a moderate level of undernourishment in 2006-08, the latest period available; 16 percent of the total population was undernourished. The number of undernourished increased from 1990-92, benchmark period of the WFS and MDG, to 2000-02 but decreased from 2000-02 to 2006-08 while the proportion of undernourished decreased from 1990-92 to 2006-08.



Food consumption has increased since the beginning of the 90's.



The prevalence of undernourishment in The Niger was lower than in Sub-Saharan Africa



Selected statistics

| | 1990-92 | 2000-02 | 2006-08 |
|---|---------|---------|---------|
| 1. Population (million) | 8.2 | 11.4 | 14.1 |
| 2. Food consumption (kcal/person/day) | 1970 | 2150 | 2390 |
| 3. Number of undernourished (million) - WFS indicator | 3.0 | 3.1 | 2.3 |
| 4. Prevalence of undernourishment (%) - MDG indicator | | | |
| Niger | 37 | 27 | 16 |
| Sub-Saharan Africa | 31 | 29 | 27 |