



# Asia and Pacific Commission on Agriculture Statistics

Dalat , Vietnam 8-12 October 2012

---

## Review of data availability and quality in the countries of the region

Carola Fabi  
Mariana Campeanu  
Nicolas Sakoff  
FAO Statistics Division



# Presentation overview

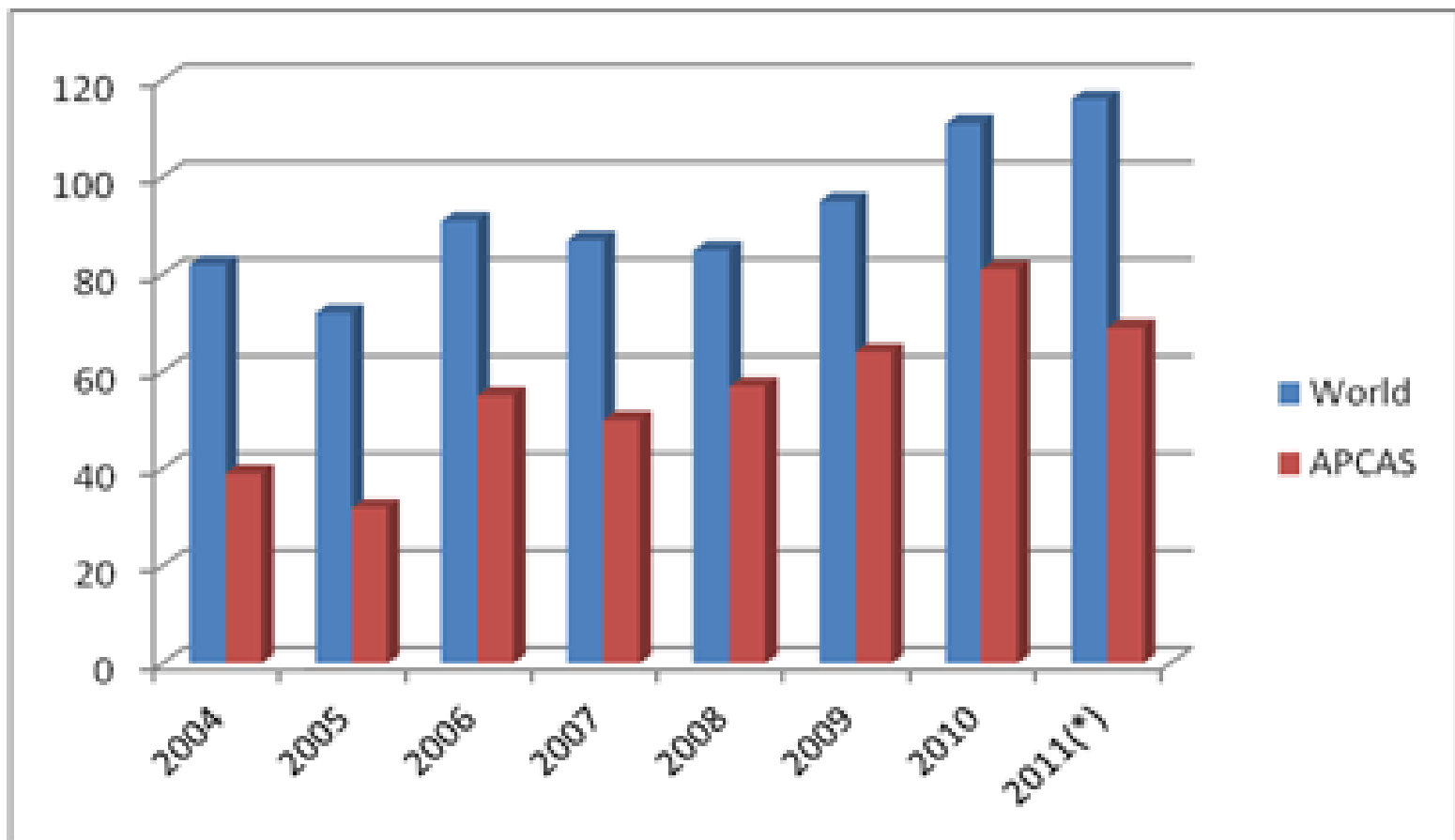
---

- The FAO strives to create the evidence base for policy decisions through a large number of datasets and indicators
- The quality of the data is strongly dependent on the completeness, accuracy and comparability of national data
- Nine (9) questionnaire were sent to countries in 2012:
  - Trends in response rates, impact of capacity development activities
  - New questionnaires, datasets and FAOSTAT domains
  - Data issues and activities to improve data quality
  - Invitation to the Conference and Points for discussion



# Production questionnaires

Responses globally and in APCAS member countries





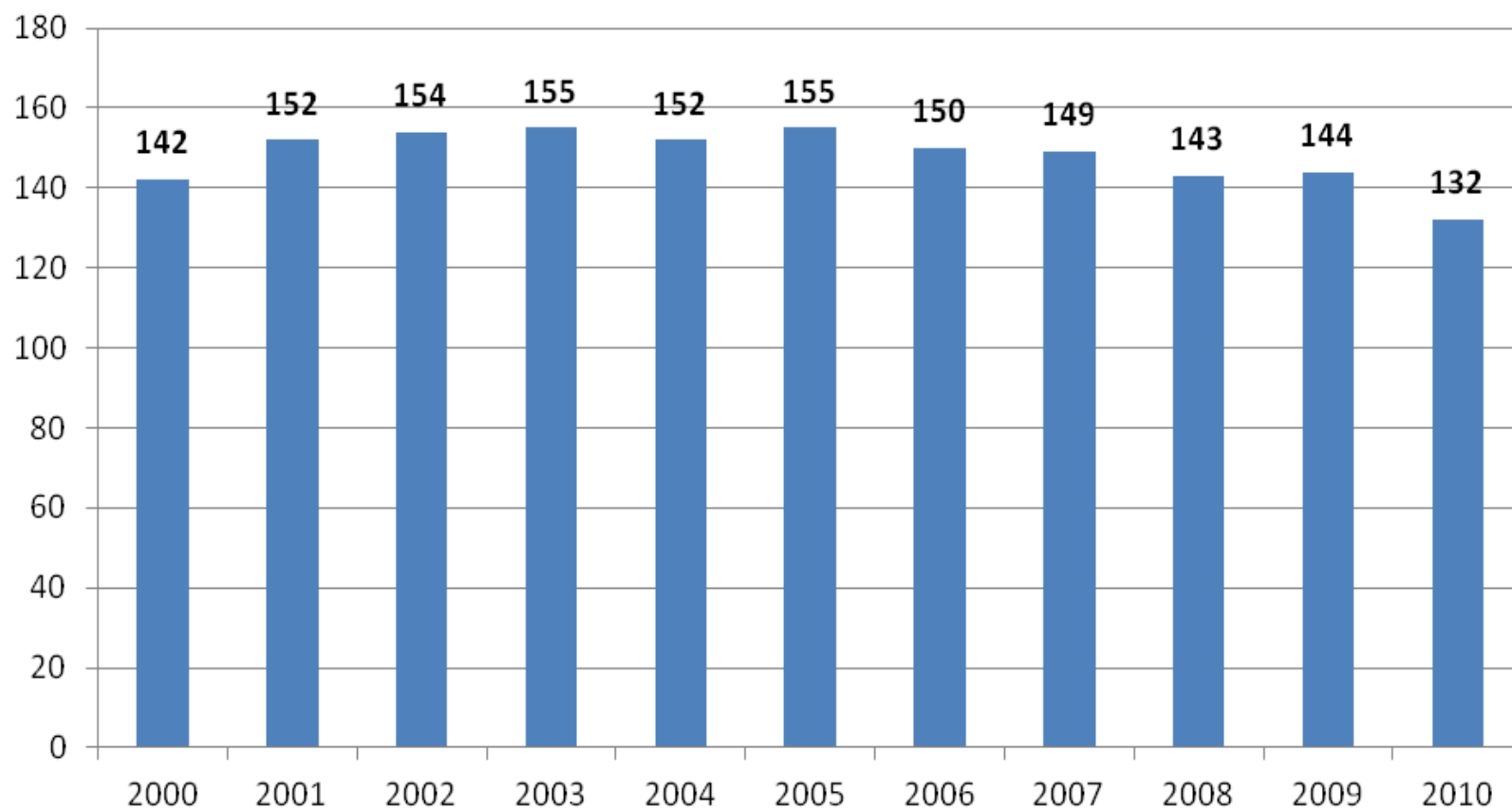
# Production questionnaires

- Production, area and yield, livestock
- APCAS response rate is 66% (doubled since 2005)
- The increase in responses is a tangible success in all regions of the regional workshops on FAO data collection. Momentum seems to weaken already in 2012
- FAOSTAT data : 2/3 official, 1/3 semi-official (websites and publications) or imputed for the computation of Supply Utilization Accounts / Food Balance Sheets
- Livestock official data coverage is lower: 45% of total production



# Trade questionnaires

Total number of reporting countries on international merchandise trade



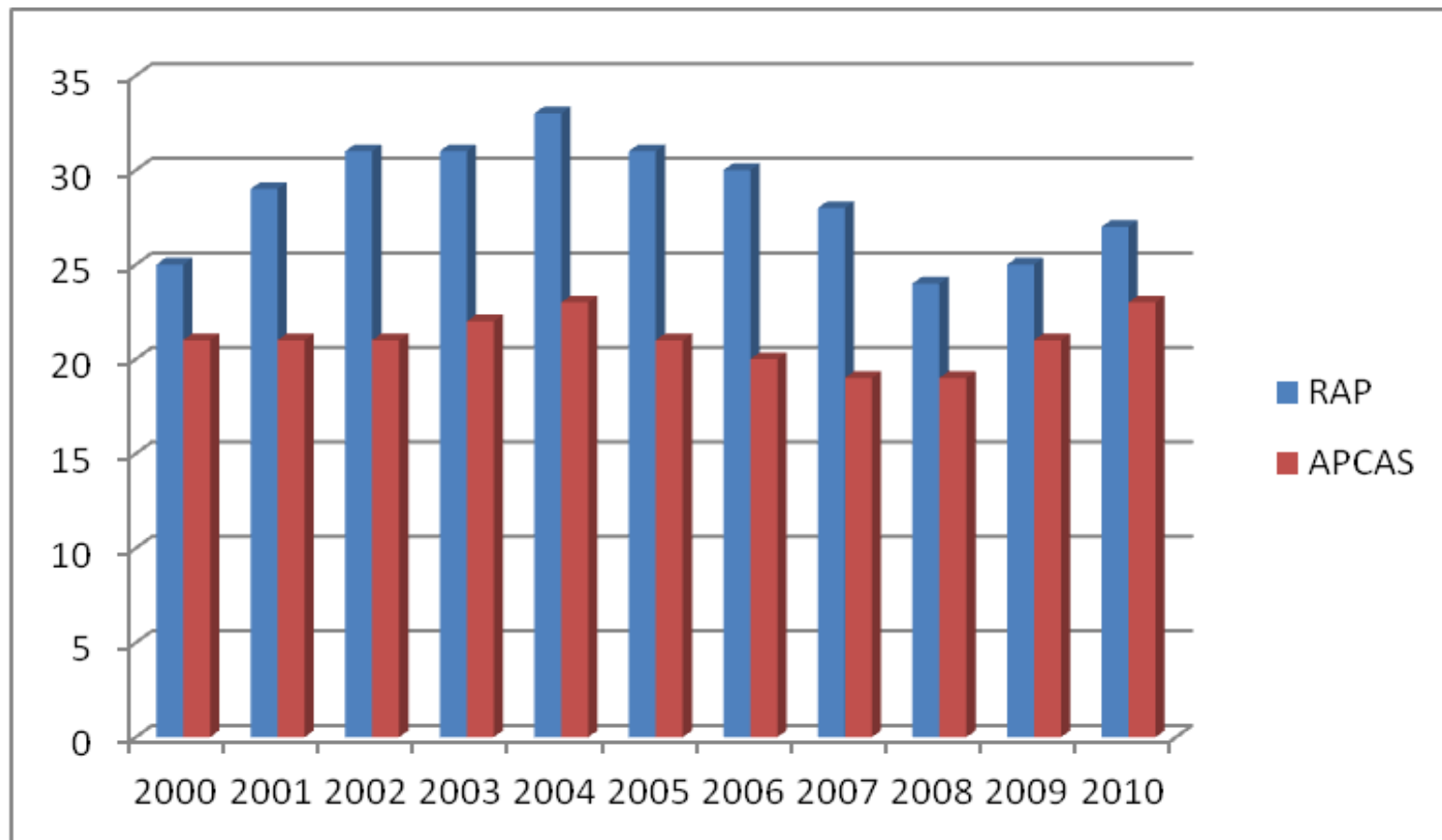


# Trade questionnaires

- 64% response rate globally in 2010, 60% in RAP and 82% in APCAS. Positive impact of the regional workshops in 2010 is visible .
- No questionnaire but country trade data files based on the International Merchandise Trade Methodology (IMTS) and the HS classification
- Data exchange agreement with the UNSD and the EU, successful in improving trade data availability
- Missing data are estimated based on mirror statistics, using trading partners declarations
- FAO Statistics Division works closely with the few RAP countries who have difficulties in providing data

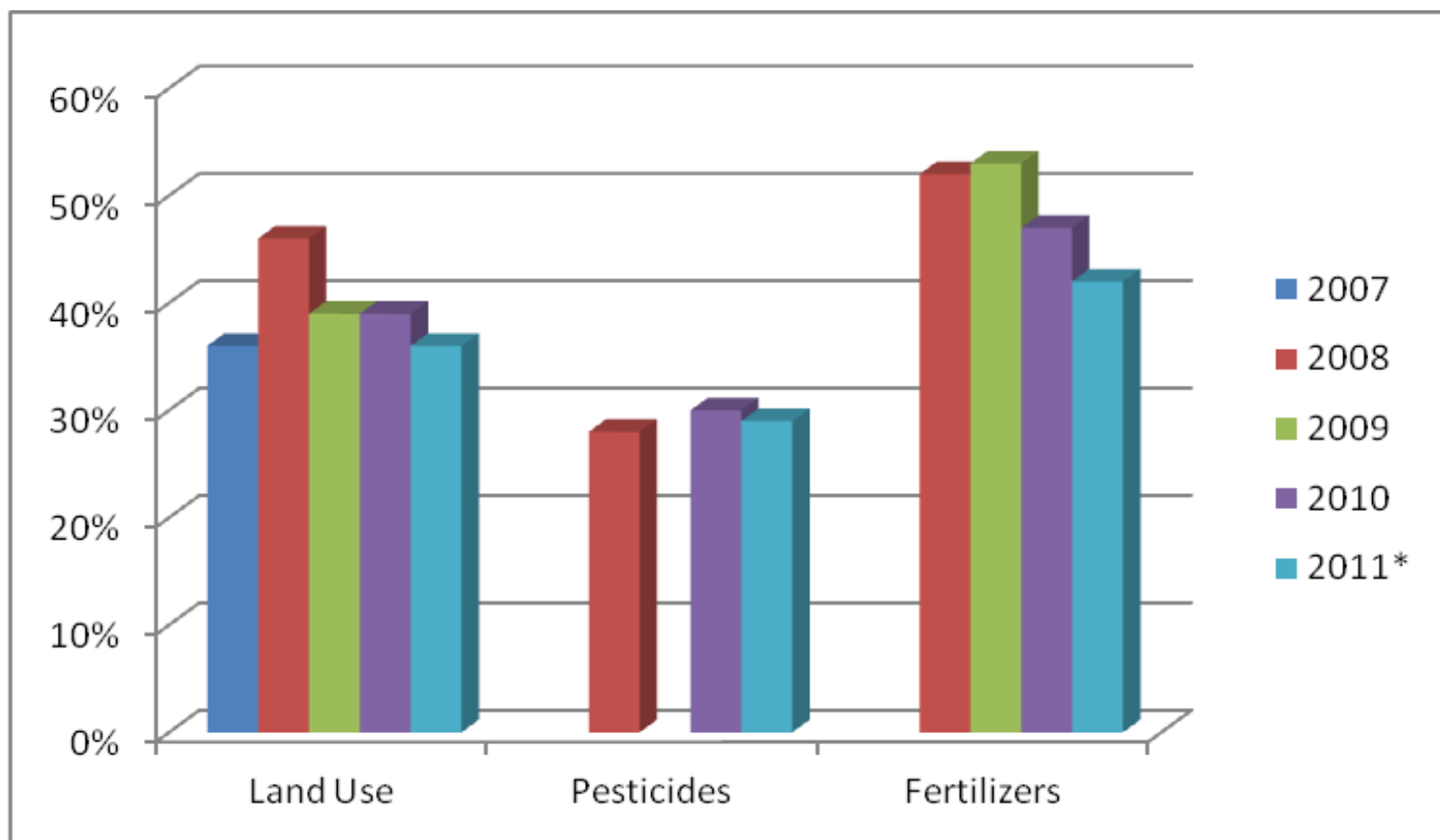
# Trade questionnaires

Number of responses, RAP and APCAS countries



# Land use, pesticides and fertilizers questionnaires

Response rates in Asia and Oceania





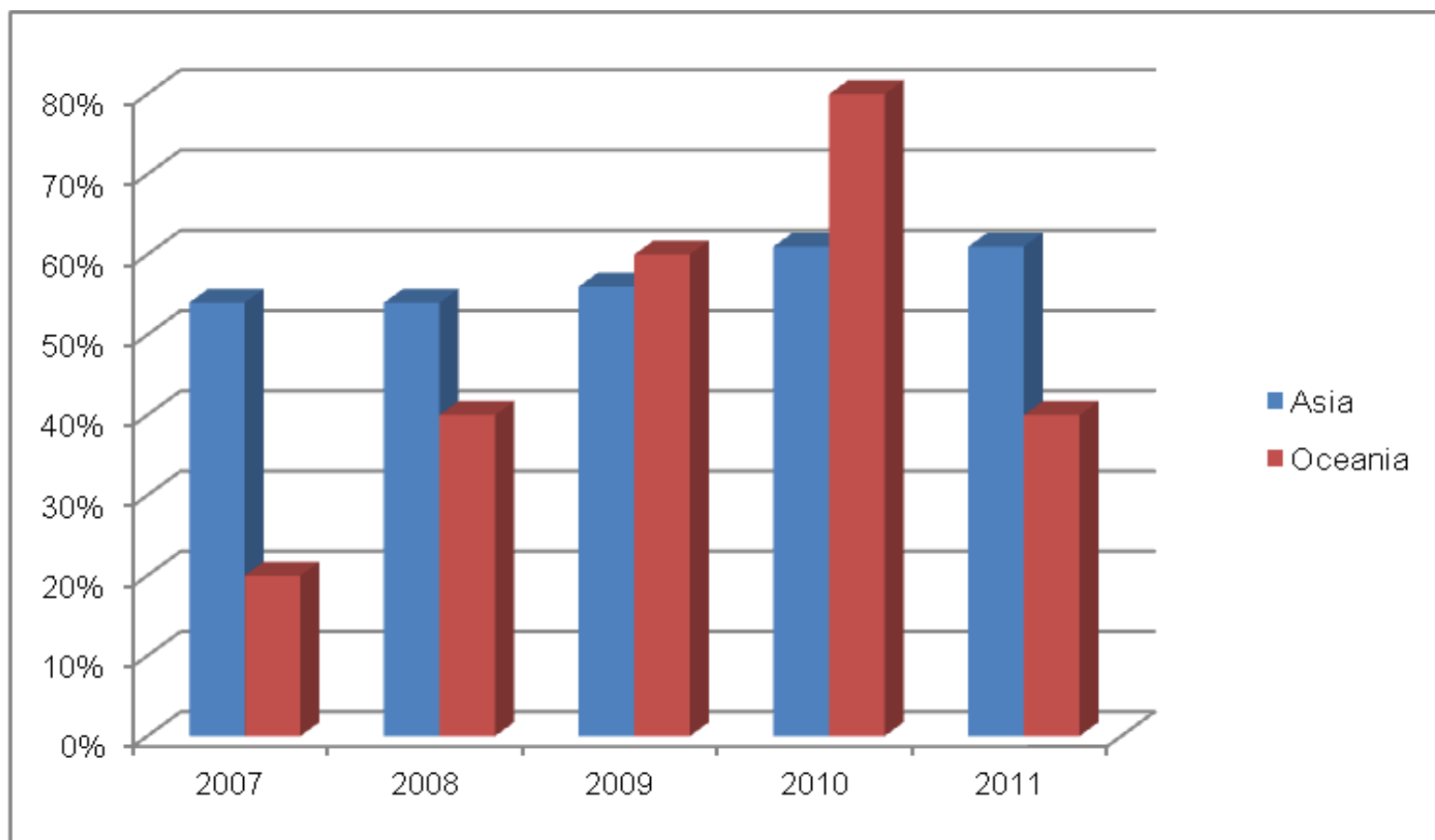


# Land use, pesticides and fertilizers questionnaires

- Declining response rate on all questionnaires versus an increased relevance for monitoring the environmental impact of agriculture
- **Land use (60% resp rate in APCAS):**
  - The questionnaire was revised in 2012: new annex on Land Use Change for the estimation of GHG emissions from agriculture.
  - 4 countries in the Asia and the Pacific provided the data
- **Fertilizers (68% resp rate in APCAS):**
  - Full methodological overhaul of the domain 2003-2007
  - Data on production more difficult to obtain
- **Pesticides (36% resp rate in APCAS):**
  - Full methodological overhaul of the domain 2003-2007
  - Irregular data collection and Consistently low response rate
- Would regional workshops on agri-environmental indicators and their underlying basic datasets help?

# Agriculture producer prices

Response rates in Asia and Oceania





# Producer price questionnaires and price statistics

- Response rate of 70% in APCAS countries, slightly improvement after the regional workshops on data collection
- Increased attention to the price domain after the food price crisis of 2008, lead to the following expansions of FAO's price statistics:
  - Questionnaire revision. Data collection of monthly prices (36% response rate)
  - Introduction of monthly and annual CPI's for food and total expenditure (agreement with the ILO, no additional questionnaire)
  - Design of price indicators on trends, volatility and transmission
- Monthly producer prices are collected on an annual basis: are APCAS countries available to provide data on a monthly basis?

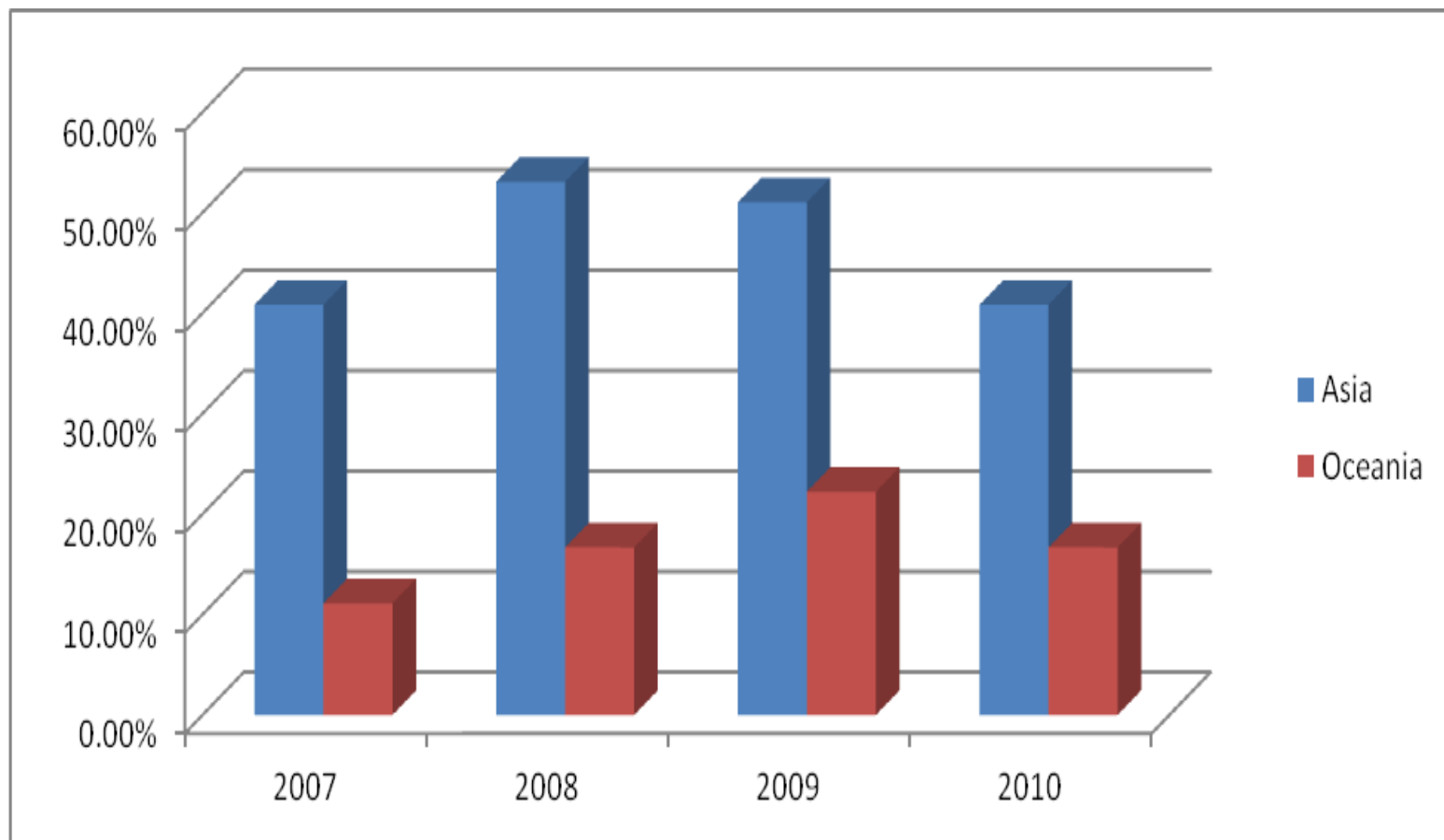


# Machinery questionnaires and investment statistics

- FAO Statistics Division is developing an investment domain with the aim to provide a full picture of investment in agriculture
- Private investment is particularly difficult to measure and FAO compiles estimates of agricultural capital stock at constant prices based on physical assets in use, of which machinery are a major component (<http://faostat.fao.org/site/660/default.aspx#ancor>).
- The machinery questionnaire was revised in 2012:
  - the list of items has been aligned with HS2012 to facilitate completion.
  - Information from latest Census and on average number of years in use is requested to improve value estimates
- **APCAS members are encouraged to**
  - **review and provide comments on the capital stock estimates,**
  - **to provide any price available on physical assets to help FAO revise the benchmark prices**

# Machinery and equipment

Response rates in Asia and Oceania





# Questions and invitations to the Conference

FAO Statistics Division invites APCAS member countries to:

- timely respond to FAO's questionnaires, with complete and quality data and metadata
- share good practices and experiences between countries
- assist FAO in validating the data using country and regional statistical expertise.
- provide FAO with up-dated country contacts for all datasets
- propose concrete modalities to improve communication and cooperation between FAO Statistics Division and the national agencies



## Points for discussion

---

- Should FAO collect producer prices monthly?  
Would APCAS members provide them in a timely manner using an agreed template?
- Country views on data harvesting: can it be done unilaterally or should countries validate?
- Countries availability to provide estimates for missing data and missing data techniques.



# Asia and Pacific Commission on Agriculture Statistics

Dalat , Vietnam 8-12 October 2012

---

**Thank you**