

AMIS 2014 progress and on-going work

François Fonteneau, FAO / ESS

2nd Joint Workshop on Rice Data for Thailand and the Philippines
3-4 December, Manila

Outline

- 1. AMIS background**
- 2. 2014 Highlights**
- 3. Relevant on-going work**

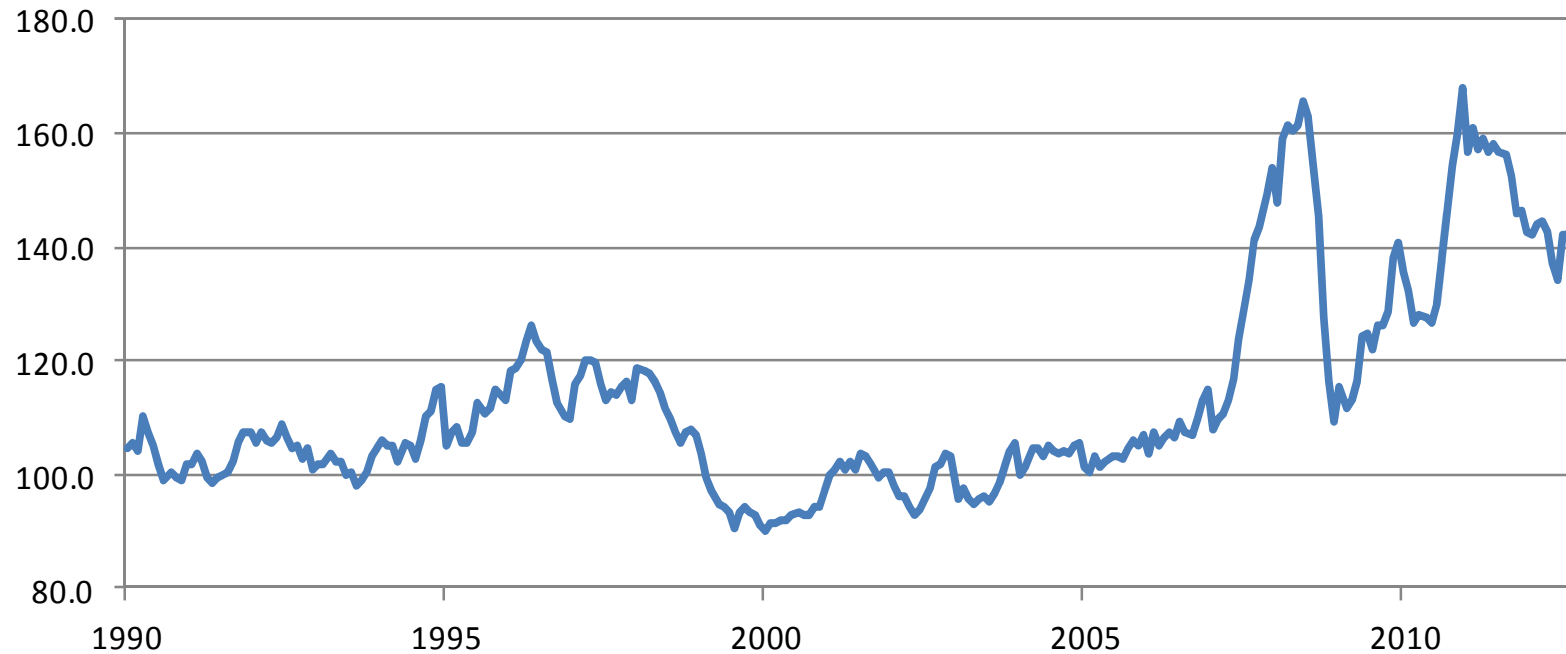
1. AMIS Background

1. AMIS Background

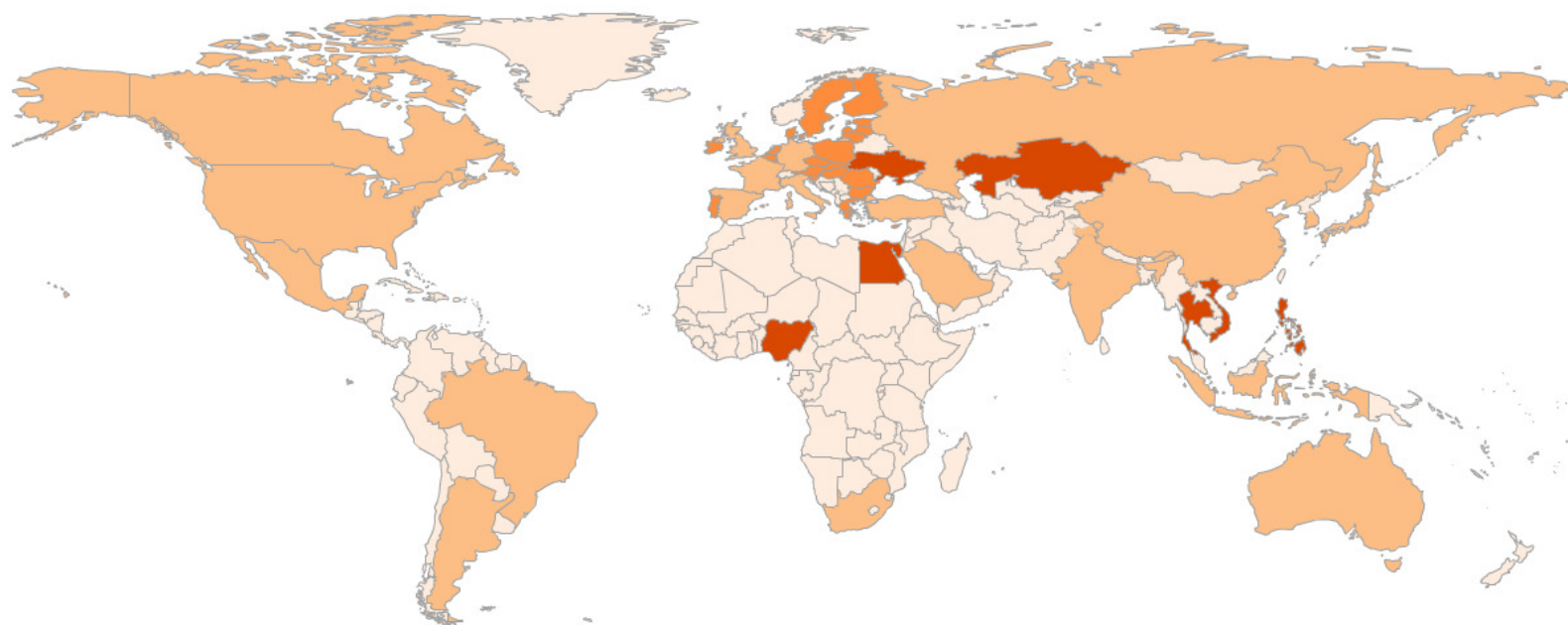
- A G20 initiative to increase food market transparency and reduce the likelihood of food price volatility
 - Crops: wheat, maize, rice, and soybeans
 - Focus: production, utilization, stocks, trade
- Overall structure & governance
 - AMIS Secretariat
 - Global Food Market Information Group
 - Rapid Response Forum
- Participants: G20 Members plus Spain and seven invited countries
- GEOGLAM launched at the same time



1. AMIS creation

FAO Food Price Index (1990-2012)



1. AMIS Background : coverage

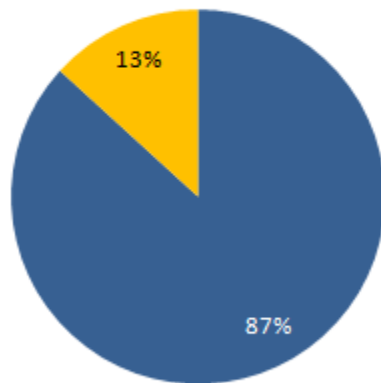


 G20 Members & Spain  Other EU Members*  Invited Countries

* Not participating in AMIS as individual countries, but collectively represented by the European Union

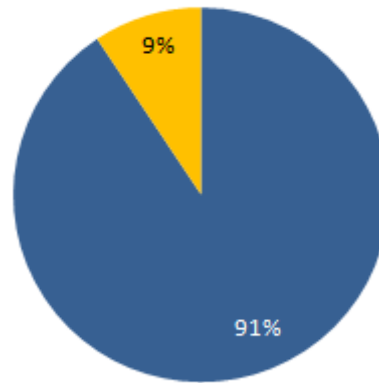
1. AMIS: main market players

Wheat production
2009-2011 average



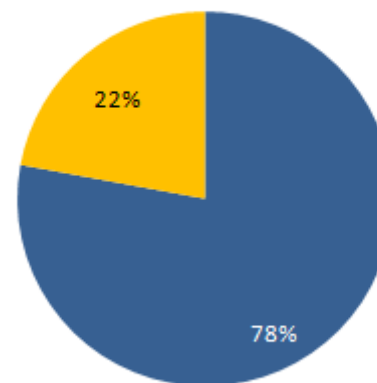
■ AMIS ■ Non-AMIS

Maize production
2009-2011 average



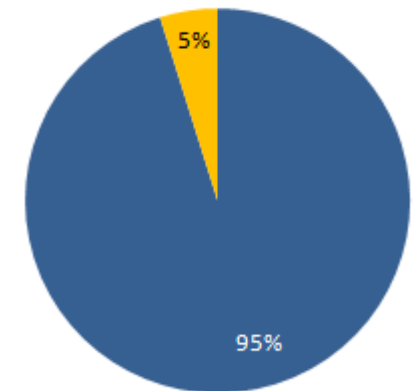
■ AMIS ■ Non-AMIS

Rice production (milled)
2009-2011 average



■ AMIS ■ Non-AMIS

Soybeans production
2009-2011 average



■ AMIS ■ Non-AMIS

2. 2014 Highlights

AMIS Results Framework: 2012-2017

Output 1: Information collection

Food market and policy information is collected, evaluated and disseminated

Output 2: Research

Relevant methodologies and indicators are developed

Output 3: Capacity development

Capacity of national data producers is strengthened

Output 4: Dissemination

Policy makers are effectively informed of the market situation

Output 5: Policy dialogue

Dialogue is strengthened among key stakeholders in international food markets

2014: data collection & dissemination

- Collection of **balances and forecasts**: some progress, but several difficulties remain
- Successful exercise to investigate the **monthly decomposition of balances**
- New set of **market indicators** developed: profitability of maize-based ethanol production
- Online application of the **policy indicators database** improved and expanded
- Regular production of the **AMIS Market Monitor**

2014: policy dialogue

- 3rd meeting of the Rapid Response Forum (Australia, March)
- 5th and 6th meetings of the Global Food Market Information Group (Mexico, May and Rome, Oct)
- Bi-lateral discussions with selected countries

2014: research

- **Estimating feed utilization**
 - Global scoping report finalized and published
 - Feed model validated and improved
 - Workshops organized in Indonesia, Thailand and Vietnam
- **Price transmission from global benchmarks**
 - Paper finalized and published
 - Possible extension to a more quantitative analysis
- **Stocks estimation methodologies**
 - Experts meeting organized on 21 November 2014 in London

2014: stat capacity development

Statistical capacity building activities are mostly funded by two projects from BMGF (7mUSD) and the Government of Japan (1.5mUSD), both implemented by FAO:

Japan:

- Focus: stocks and production for rice only
- Support to the Philippines and Thailand

BMGF

- Focus : stocks, market prices and production forecasts for the 4 AMIS crops
- Support to Bangladesh, India and Nigeria
- In addition, global methodological development (statistics and IT) which are made available as public goods (link with GS)

3. Relevant on-going work in statistical capacity development

3. Country activities

- Implementation on-going in Nigeria, Philippines and Thailand
- Final endorsement in Bangladesh
- Design in India

	Market prices	Grain crop stocks	Production (forecasts)	Others: data access, data quality, etc.
Bangladesh		YES	YES	
India	YES	YES		
Nigeria	YES		YES	YES
Philippines		YES	YES	
Thailand		YES	YES	YES

3. Methodological developments

Stocks

- Literature review
- Assess existing stocks surveys (incl. microdata)
- Propose concepts, definitions and classifications
- Explore further the use of administrative sources and business surveys
- Develop survey guidelines:
 - Supply chain analysis
 - Specific survey / survey modules
- Make the case for direct measurement: provide evidence

Yield forecasting

- Literature review
- Case studies
- Forward looking discussion paper

Prices / MIS

- Literature review
- Generic guidelines on MIS + specific issues (sampling markets, harmonization)

Thank you

More?

<http://www.amis-outlook.org>

Francois.fonteneau@fao.org

Governance structure

