

Getting Started with the Questionnaire Designer and Tester

Outline

- Designer:
 - Where to find, and registration
 - What does it do
 - Who uses it
 - What does it produce
 - How it relates to Headquarters
- Introduction and how to access Tester
 - Where to find it
 - How it connects to the Questionnaire Designer
 - What it does
 - Who uses it

Learning Objectives

Be able to:

- Describe role of Designer
- Find and register for Designer
- Describe role Tester
- Find, download, and install Tester on tablet

Designer

- Works online
- Simple registration (requires only email address, instant, and free)
- Open registration to everyone
- Available at:

<http://solutions.worldbank.org>



Survey Solutions Designer

This is a tool for creating surveys for
The World Bank's CAPI platform with
collaboration capabilities and export to PDF.

Welcome to Survey Solutions Questionnaire designer

Please log in or [Register](#)

michael_rahija

.....

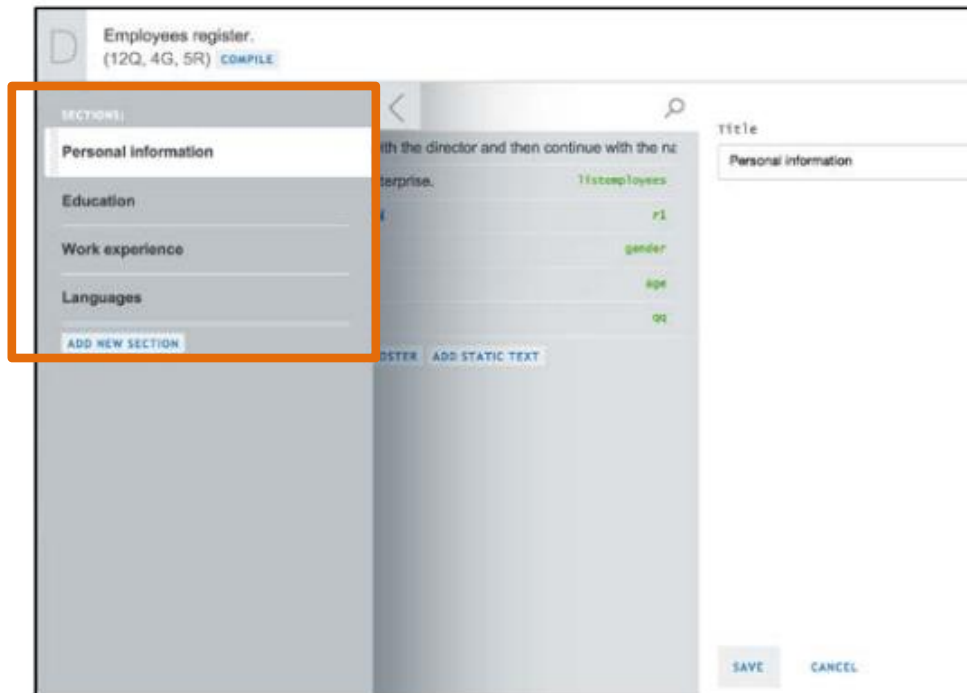
☐ Stay logged in for a day

[LOG IN](#)

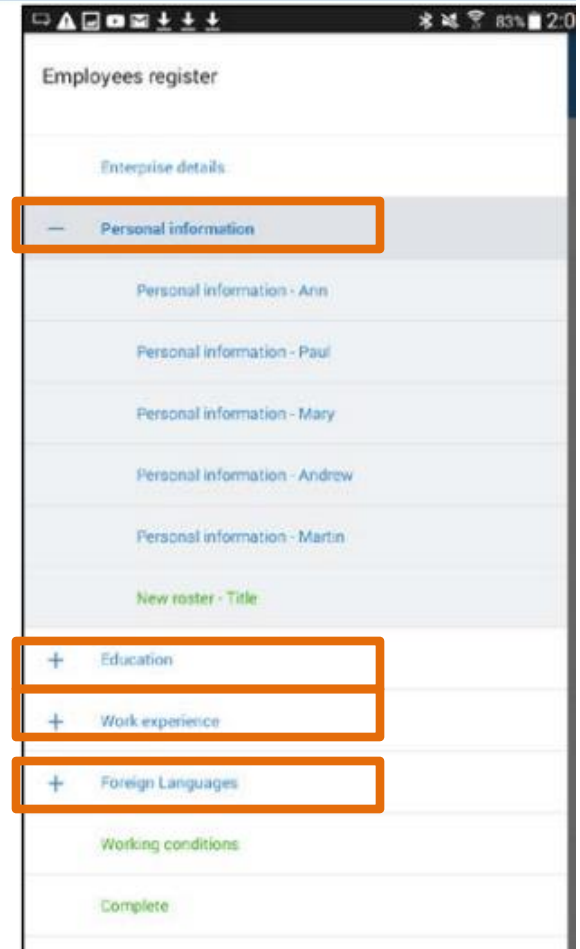
[FORGOT PASSWORD?](#)

What it does - Sections

In the designer tool




On the tablet











What it does – Questions and types

NEW SECTION /

Question type

12 Numeric 

-  Categorical: Single-select
-  Categorical: Multi-select
- 12 Numeric
-  Date
-  Text
-  GPS
-  List
-  Barcode
-  Picture

Variable name(?)



age

What it does – Enabling/Validation conditions

Question type

12

Numeric

▼

Variable name(?)

income

Variable label(?)

Question text

What was your gross annual income last year?

☐ Integer

Number of decimal places

☒ Use 1000 separator (?)

ADD INTERVIEWER INSTRUCTION

● Enabling condition (?) ☐ Hide if disabled

work==1

● Validation condition 1 (?)

×

income<100000

Error message (?)

Invalid response. Please confirm your answer.

What it does - Rosters

In the designer	On the tablet
<div><p>INFORMATION ABOUT THE ENTERPRISE /</p><p>Question type</p><div>12 Numeric</div><p>Variable name(?)</p><div>totpartner</div><p>variable label(?)</p><div>Total partners of the enterprise</div><p>Question text</p><div>How many partners does %enterprise% have?</div><div><input checked="" type="checkbox"/> Integer Roster upper bound 20</div><p>ADD INTERVIEWER INSTRUCTION</p><p>Enabling condition (?)</p><div></div><p>validation condition (?)</p><div></div><p>Error message (?)</p><div></div><div><div>SAVE</div><div>CANCEL</div><div>DELETE</div><div>CLONE</div><div>MOVE TO ▾</div></div></div>	<div><p>How many partners does Business Solutions have?</p><div>2</div><div>Partners Roster - [...]</div><p>Section not started</p><div>Partners Roster - [...]</div><p>Section not started</p></div>

Who uses it?

- Survey Designers – Initial design, and validation
- Survey Managers – On the fly changes during piloting
- Translators – If the multiple languages are needed.
- Collaboration through sharing, automatic version control

What does it produce?

- A .pdf paper questionnaire – As of the making of this material, it cannot substitute a paper questionnaire.
- An electronic questionnaire that enumerators can use to input answers in the interviewer application.

How does it relate to headquarters?

- Headquarters imports the questionnaire from the designer, and creates cases.

My Questionnaires x Michael

World Bank Group [US] https://solutions.worldbank.org

Apps R ODK World Bank Misc Stats Project MGMT SCRIGNO Internet B... GS Website CS Intranet: Adminis... global.strategy@gsa... SelectorGadget

Questionnaire Designer

MY QUESTIONNAIRES PUBLIC QUESTIONNAIRES **CREATE NEW**

HELP CHANGE PASSWORD LOGOUT

TITLE [] [] []

	LAST MODIFIED	CREATED DATE	CREATED BY	
DURBAN_LSMS_HH_demo4Michael	5 May, 09:49	28 Jan, 13:38	opm	ACTION ▾
Tester	16 Jan, 08:27	16 Jan, 07:38	you	<div>Edit Clone Export as PDF</div>
Agricultural census	16 Jan, 03:41	17 Jul, 09:01	you	
CROP - Test - Questionnaire	14 Apr, 04:17	13 Apr, 05:28	you	ACTION ▾
ARDS_Tanzania MONTHLY	13 Apr, 08:57	11 Apr, 06:08	you	ACTION ▾
Test questionnaire	10 Nov, 16:56	15 Jul, 08:31	you	ACTION ▾
Socioecon chara hh italia	10 Nov, 17:27	31 Oct, 04:11	you	ACTION ▾
Test Questionnaire	10 Nov, 17:26	28 Oct, 04:55	you	ACTION ▾
CENSUS_Rapid Assessment of the Tanzanian Animal Health Service Delivery System - Extension workers_test	18 Mar, 10:01	17 Mar, 12:42	you	ACTION ▾
Rapid Assessment of the Tanzanian Animal Health Service Delivery System - Extension workers_test	18 Mar, 04:08	17 Mar, 11:14	you	ACTION ▾
Geo Reference test	27 Apr, 10:43	27 Apr, 10:42	you	ACTION ▾
INTEGRATED LIVING CONDITIONS SURVEY - Armenia	29 Apr, 10:24	29 Apr, 07:46	you	ACTION ▾

Questionnaire Designer

MY QUESTIONNAIRES

PUBLIC QUESTIONNAIRES

CREATE NEW

HELP

CHANGE PASSWORD

LOGOUT

Create New Questionnaire

This is a test questionnaire

☐ Is Public

CREATE

CANCEL

BACK TO LIST

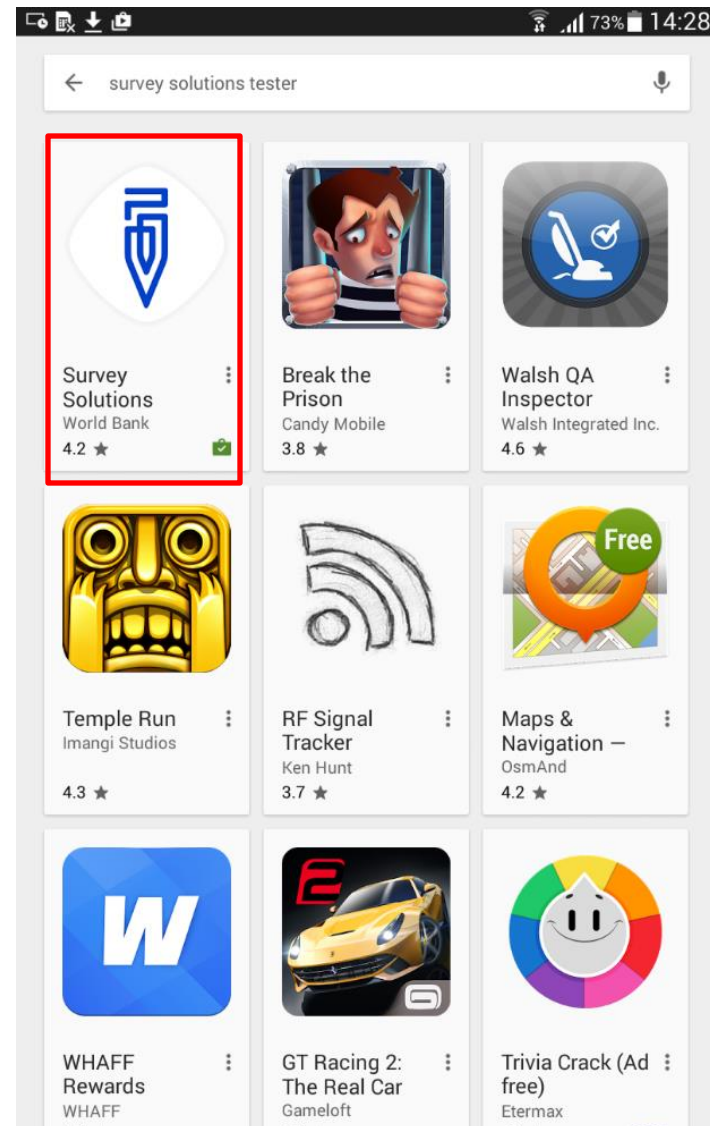
- Title mandatory
- Private unless you flag public
- Click "Create" to create new questionnaire

Outline

- Where to find it
- How it connects to the Questionnaire Designer
- What it does
- Who uses it

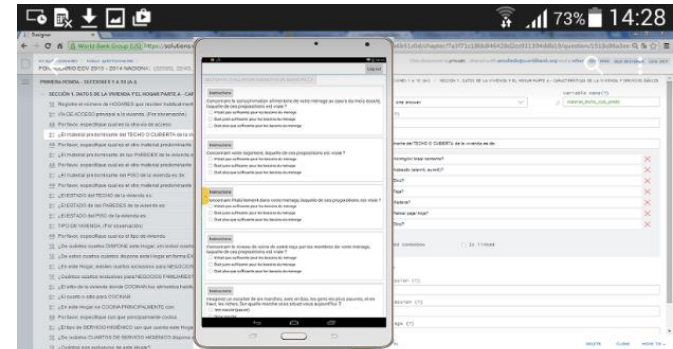
Where to find it


- Go to:
GooglePlay store
on tablet
- Search “Survey
Solutions Tester”
- Of course, it’s
free!



Where to find it

- Download and install application



 **Survey Solutions Tester**
World Bank
PEGI 3

Download pending...

Designed for phones

1 THOUSAND Downloads 4.2 ★ Productivity Similar

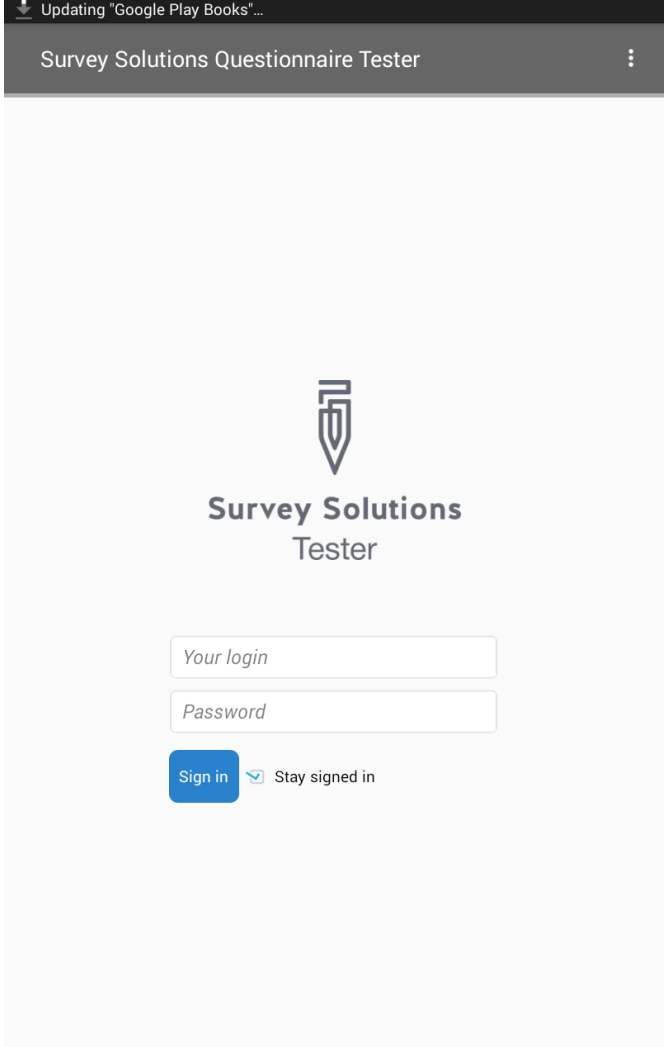
Test how your questionnaire looks on a tablet

- ✿ WHAT'S NEW
 - Add validations on linked questions
 - Add conditions and validations on static texts
 - Instructions shown only on button press
 - Numeric question format with thousands separator

DEAD MODE

How it connects to the Questionnaire Designer

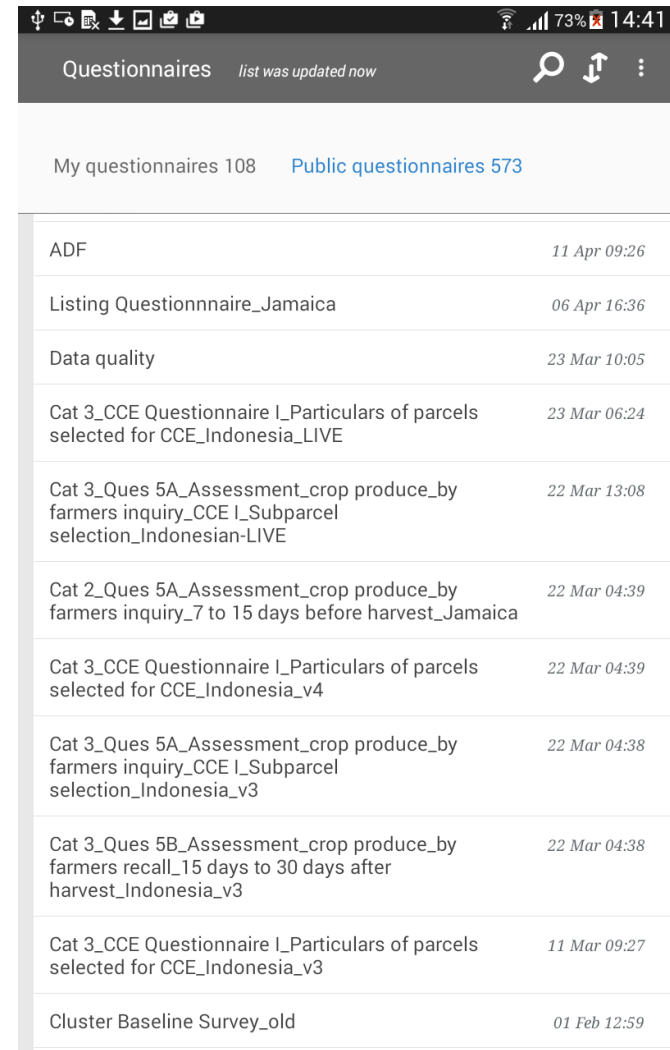
- After installing, use the login credentials of the questionnaire designer to login.



The screenshot shows the 'Survey Solutions Questionnaire Tester' application window. At the top, there is a status bar indicating 'Updating "Google Play Books"...' and the application title 'Survey Solutions Questionnaire Tester'. The main content area features the 'Survey Solutions Tester' logo, which consists of a stylized pen icon above the text 'Survey Solutions Tester'. Below the logo are two input fields: 'Your login' and 'Password'. At the bottom, there is a blue 'Sign in' button and a checkbox labeled 'Stay signed in'.

How it connects to the Questionnaire Designer

- The same list of questionnaires in the designer will be shown in the tester application



The screenshot shows a mobile application interface for a questionnaire designer. At the top, there is a status bar with various icons and a battery level of 73%. Below the status bar is a header bar with the title "Questionnaires" and a subtitle "list was updated now". To the right of the header bar are three icons: a magnifying glass, an upward arrow, and a vertical ellipsis. Below the header bar, there are two links: "My questionnaires 108" and "Public questionnaires 573". Below these links is a table with two columns: the first column contains the names of the questionnaires, and the second column contains the dates and times when they were last updated.

Questionnaire Name	Last Updated
ADF	11 Apr 09:26
Listing Questionnaire_Jamaica	06 Apr 16:36
Data quality	23 Mar 10:05
Cat 3_CCE Questionnaire I_Particulars of parcels selected for CCE_Indonesia_LIVE	23 Mar 06:24
Cat 3_Ques 5A_Assessment_crop produce_by farmers inquiry_CCE I_Subparcel selection_Indonesian-LIVE	22 Mar 13:08
Cat 2_Ques 5A_Assessment_crop produce_by farmers inquiry_7 to 15 days before harvest_Jamaica	22 Mar 04:39
Cat 3_CCE Questionnaire I_Particulars of parcels selected for CCE_Indonesia_v4	22 Mar 04:39
Cat 3_Ques 5A_Assessment_crop produce_by farmers inquiry_CCE I_Subparcel selection_Indonesia_v3	22 Mar 04:38
Cat 3_Ques 5B_Assessment_crop produce_by farmers recall_15 days to 30 days after harvest_Indonesia_v3	22 Mar 04:38
Cat 3_CCE Questionnaire I_Particulars of parcels selected for CCE_Indonesia_v3	11 Mar 09:27
Cluster Baseline Survey_old	01 Feb 12:59

What does and does not do?

- Does:
 - All viewing and testing questionnaire
- Does not:
 - Editing questionnaire

The screenshot shows a mobile application interface for a questionnaire. At the top, there is a status bar with various icons and a battery level of 75% at 15:01. Below the status bar is a blue header with the text "QUESTIONNAIRE-2 ENUMERATION OF FARMER HOUSEHOLD INVOLVED IN CULTIVATION IN THE RANDOMLY SELECTED CENSUS BLOCK/ ENUMERATION AREA /". Below the header is a blue bar with a hamburger menu icon, the text "Identification Particulars [KETERANGAN TEMPAT]", and a vertical ellipsis icon. The main content area is white and contains two sections. The first section is titled "Select district name **Kabupaten**" and contains two radio button options. The first option is "Gunung Kidul District, DI Yogyakarta Province [Kabupaten Gunung Kidul, Provinsi DI Yogyakarta]" and is selected. The second option is "Cianjur District, Jawa Barat Province [Kabupaten Cianjur, Provinsi Jawa Barat]". The second section is titled "Name of the sub district **Kecamatan**" and contains a list of radio button options. The first option is "Purwosari", the second is "Sapto Sari" (selected), the third is "Tanjungsari", the fourth is "Rongkop", the fifth is "Girisubo", the sixth is "Semanu", the seventh is "Ponjong", and the eighth is "Kerasaman".

QUESTIONNAIRE-2 ENUMERATION OF FARMER HOUSEHOLD INVOLVED IN CULTIVATION IN THE RANDOMLY SELECTED CENSUS BLOCK/ ENUMERATION AREA /

Identification Particulars [KETERANGAN TEMPAT]

Select district name **Kabupaten**

☒ Gunung Kidul District, DI Yogyakarta Province [Kabupaten Gunung Kidul, Provinsi DI Yogyakarta] ×

☐ Cianjur District, Jawa Barat Province [Kabupaten Cianjur, Provinsi Jawa Barat]

Name of the sub district **Kecamatan**

☐ Purwosari

☒ Sapto Sari ×

☐ Tanjungsari

☐ Rongkop

☐ Girisubo

☐ Semanu

☐ Ponjong

☐ Kerasaman

Who uses it?

- ANYONE DESIGNING OR MAKING CHANGES TO THE QUESTIONNAIRE!

Quick Review

- Describe role of Designer
- Find and register for Designer
- Describe role Tester