



Using Financial Transactions to Measure Commodity Stocks in
the Eco system

FAO Conference : New Delhi, Nov 9th-11th 2016

rsm@agrisk.in

Partner



THE OTHER NAME FOR BUDDHA IS

“ ONE WHO ENDURES”

12th Century Japanese Monk- Nicherin Diashonin



Banking industry

- Current Reporting Structure of Treasury
- Agri Credit Break up

Warehousing Structure

- Overall Warehousing
- Accredited Warehouses

The Gaps

Current Challenges in the System

The Market Place

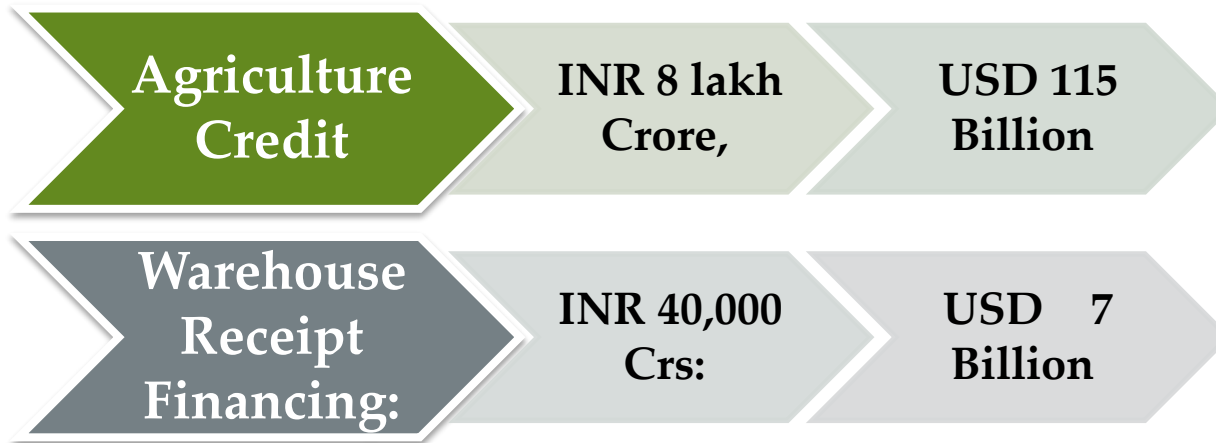
Hedging on the Exchanges based on underlying

The Equation

Connecting the Dots

Key 3 Ingredients

- Agri Credit
- The processors



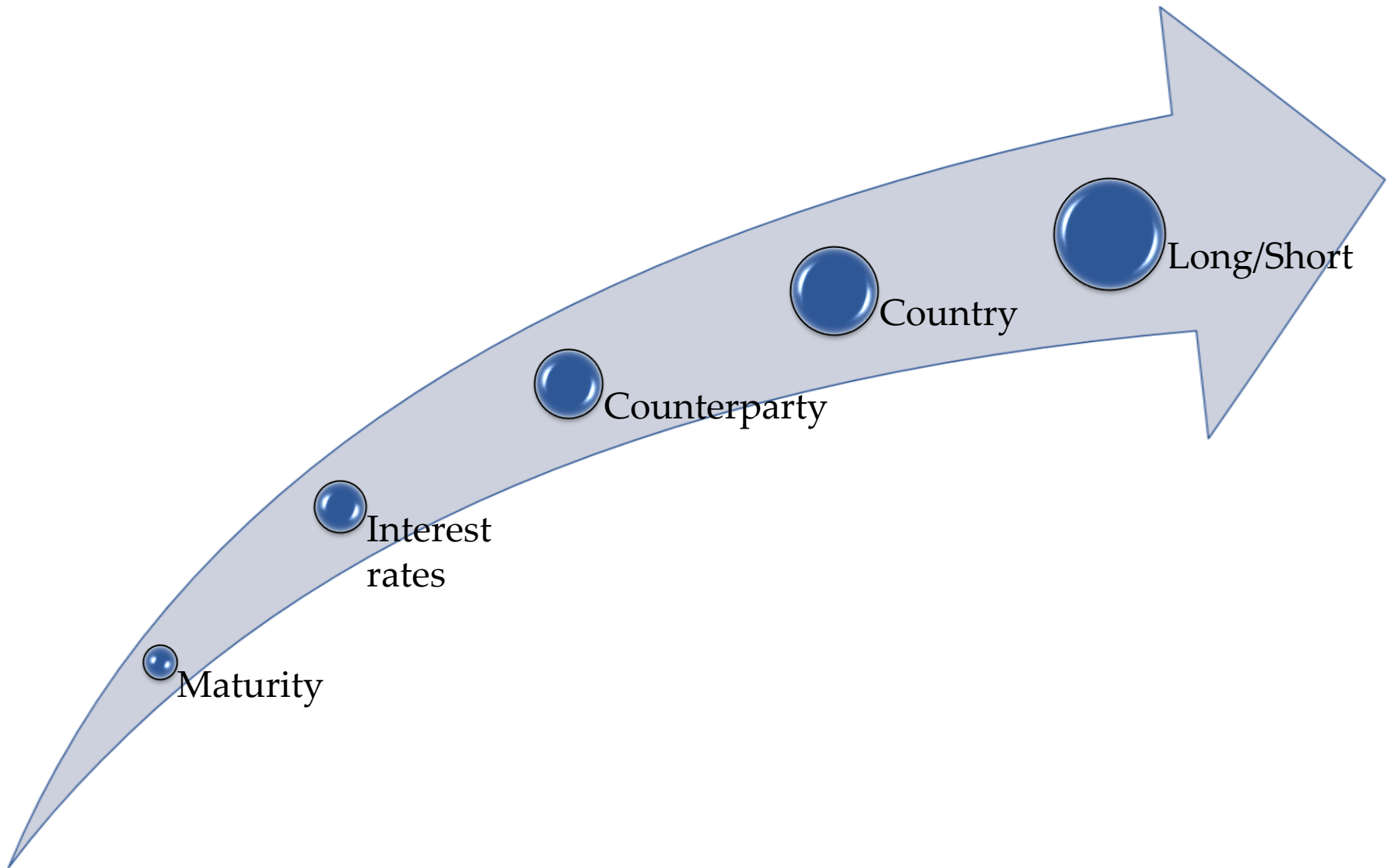
The Food Processors



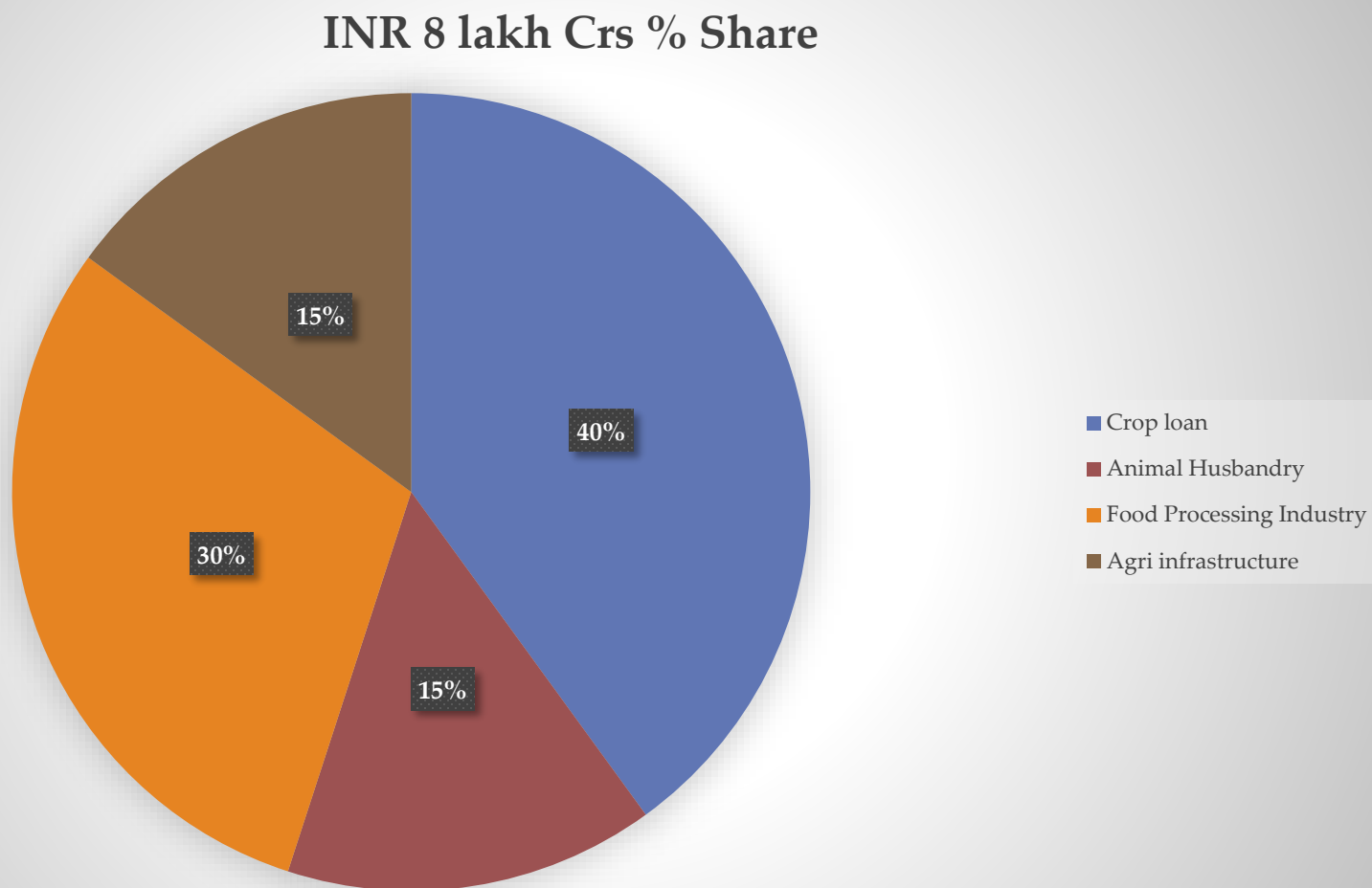
Annual credit Flow to this segment is over INR 2 lakh Crores.

[back](#)

Drawing Parallel: Treasury Reporting



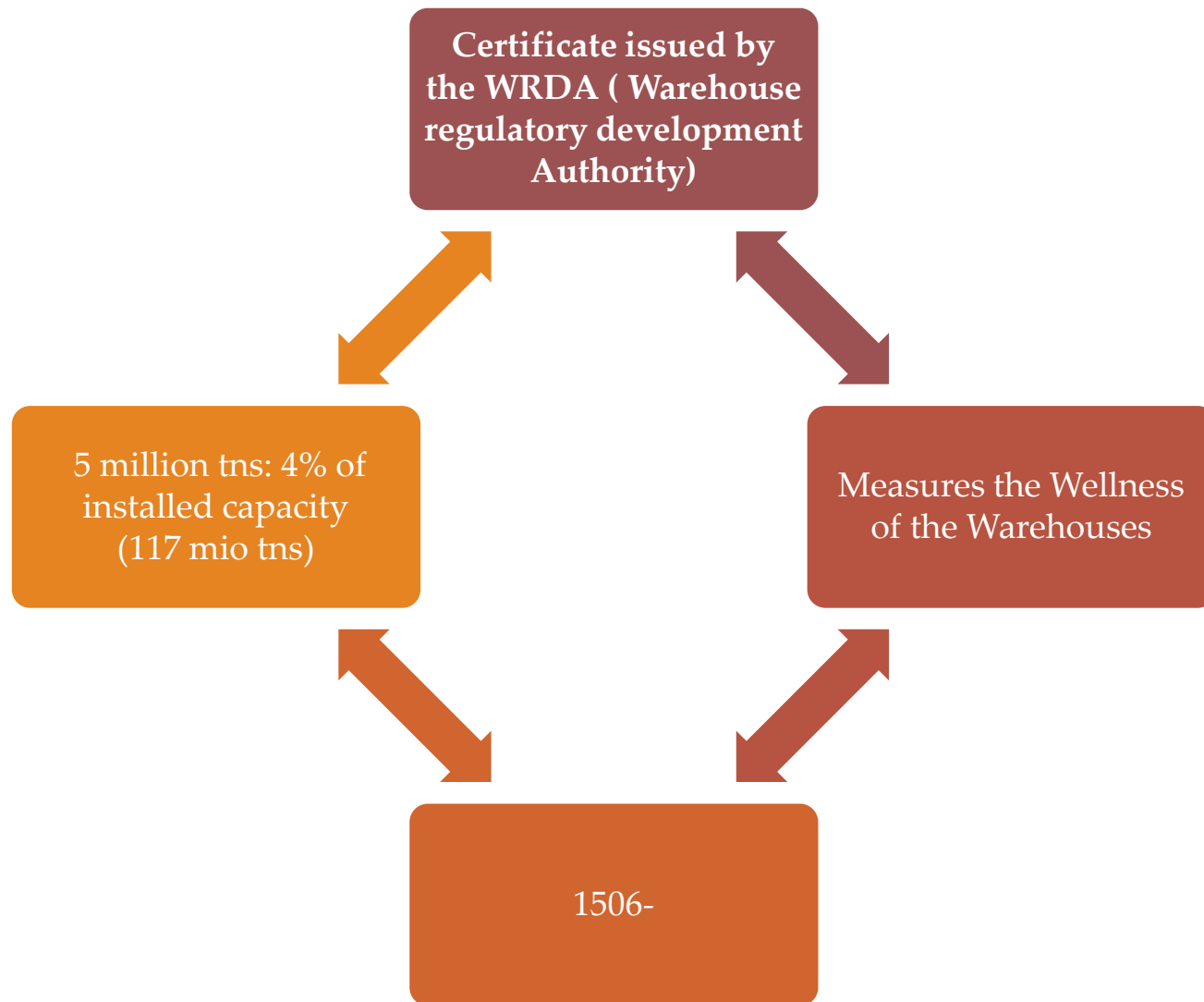
INR 8 lakh Cr Break up

[back](#)

Current Storage perspective

	Mio Tns
Food Corporation of India (FCI)	38.34
Central Warehousing Corporation (CWC)	10.3
State Warehousing Corporations (SWCs) and State Civil Supplies	34.84
Cooperative Sector	15.07
Private Sector	18.97
	117.52

Accredited Warehouses

[back](#)

The Market place: NCDEX

SR. NO	WAREHOUSE NAME	WAREHOUSE CITY	WAREHOUSE ADDRESS	COMMODITIES	WAREHOUSE CAPACITY	UTILIZED CAPACITY	UNUTILIZED CAPACITY	UNIT
21	LTC COMMERCIAL COMPANY PRIVATE LIMITED	AKOLA	C/O BULDANA URBAN CO-OPERATIVE CREDIT SOCIETY LTD, GODOWN NO.6, NATIONAL HIGHWAY NO.6,	SOYBEAN	13000	10164.706	2835.294	MT
22	LTC COMMERCIAL COMPANY PRIVATE LIMITED	AKOLA	C/O.SMT.TULSIBAI D. AGARWAL BHATORI ROAD, NEAR OM GINNING, MURTIZAPUR	SOYBEAN	4000	169.166	3830.834	MT
23	LTC COMMERCIAL COMPANY PRIVATE LIMITED	AKOLA		SOYBEAN	7000	6055.082	944.918	MT
24	LTC COMMERCIAL COMPANY PRIVATE LIMITED	AKOLA	C/O BASANT AGRO TECH (INDIA) LTD.NEAR SHALIMAR DHABA,NATIONAL ,HIGHWAY 6,DALAMBI,DISTRICT-AKOLA	SOYBEAN	3000	866.815	2133.185	MT
32	LTC COMMERCIAL COMPANY PRIVATE LIMITED	INDORE	C/O.ITC	SOYBEAN/CHANA	7000	1462.471	5537.529	MT
33	LTC COMMERCIAL COMPANY PRIVATE LIMITED	INDORE	C/O.ITC LTD.CHOUPAL SAAGAR VILLAGE GAWLI	SOYBEAN	1500	0.000	1500.000	MT
34	LTC COMMERCIAL COMPANY PRIVATE LIMITED	INDORE	C/O.ITC LTD.CHOUPAL SAAGAR SITUATED AT SURVEY NO.433/3,456, DISTRICT-UJJAIN	SOYBEAN	1500	555.999	944.001	MT

[back](#)

Matrix

AP	Central Warehousing Corporation	Guntur	Chilli
Maharashtra	National Collateral Management Services Limited	Buldhana	Soyabean
AP	Indalwai PCS Warehouse	Nizamabad	Maize
TAMIL NADU	National Collateral Management Services Limited	Erod	Turmeric
GUJARAT	NBHC pvt. Ltd.	Kadi	Castor
MADHYA PRADESH	Bhagwati Estate Warehouse	Gwalior	Soyabean

Fitting The Mosaic

Putting Together the various pieces



Warehouse Receipt Funding

Though Today a small proportion but will increase @20-30% annually

Accredited Warehouses

These Warehouses are located near producing Centers.



Mandi Arrivals

The location of Warehouse & Mandi arrivals will show difference between actual stock on hand

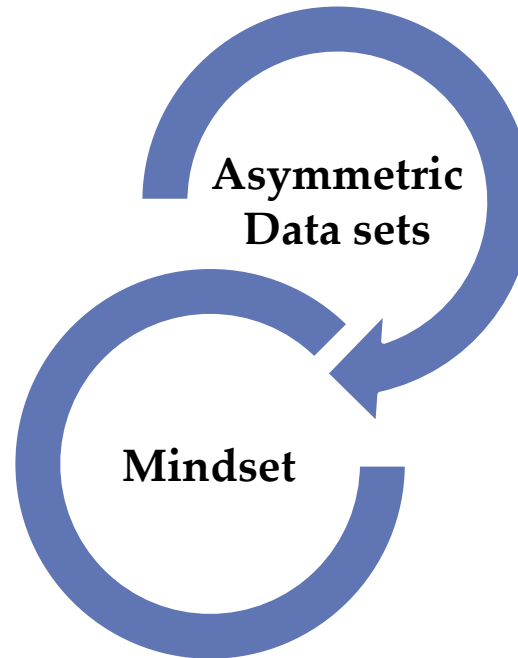
Production

Marketable Surplus, as this can be aligned with the Mandi & the warehouse there onwards

Possible Outcome

INR: Crs	45,000.00	INR px/Ton	INR Value	Qty Million ton
Wheat	15%	14000	6,750.00	4.82
Rice	15%	32000	6,750.00	2.11
Soyabean	40%	34000	18,000.00	5.29
Maize	30%	15000	13,500.00	9.00
USD Billion	6.76	Per ton (dom)	Value share	Approx million tons: Qty
Wheat	15%	210	1.01	4.82
Rice	15%	481	1.01	2.11
Soyabean	40%	511	2.70	5.29
Maize	30%	225	2.03	9.00

Key challenges



Way forward: challenges



Skewed Spread of Warehouses due to the grain/wheat focus : 60% of Warehouses in one geo zone, North.

Information asymmetry:

Specialisations within: Take into consideration the requirements of specific crops (Cold chains etc)