



## COUNTRY BRIEF

Population	Ease of doing business rank
10 641 030	38th
Length of coastline	EEZ
N/A	N/A
Average GDP growth	GDP per capita
5.31%	USD 22 992

GDP from fisheries

N/A

Fish available for consumption

9.3 kg/capita

Imports of fish and fish  
products - 2018

USD 385 343 000

Agricultural GDP from fisheries

N/A

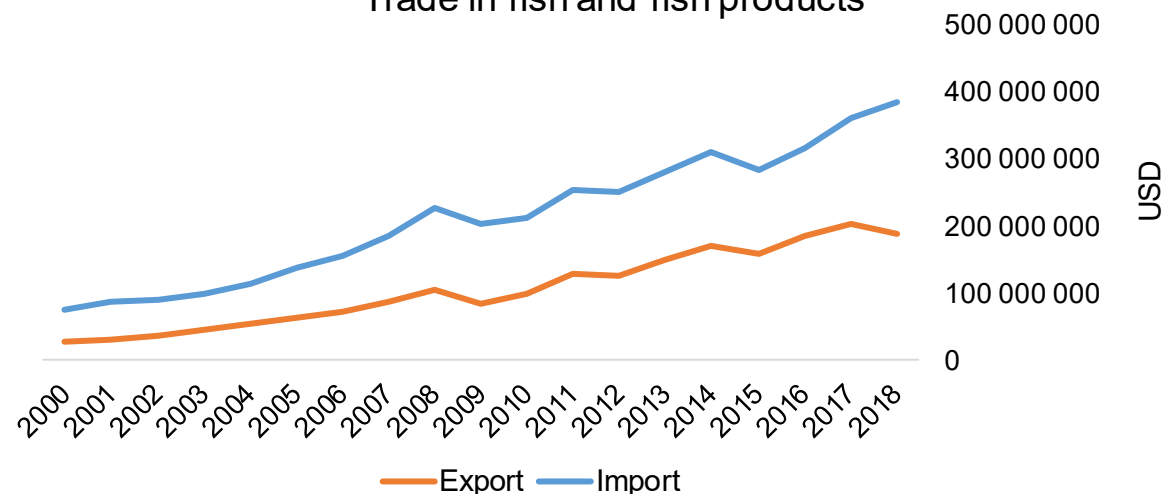
Fisheries and aquaculture  
production

Total	25 401 tonnes
Fisheries	14%
Aquaculture	86%

Exports of fish and fish  
products - 2018

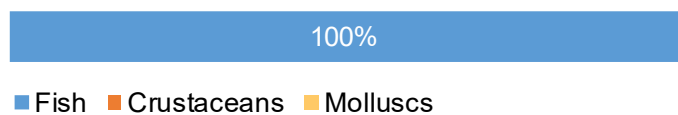
USD 189 582 000

Trade in fish and fish products



## Production and Trade Breakdown

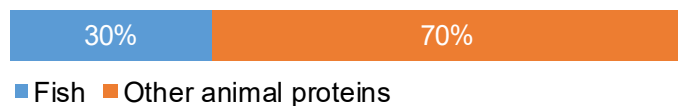
### Production by volume



### Imports by value



### Exports by value



## Production - Top 10 Species (Volume)

		Tonnes
1 <sup>st</sup>	Common carp	21 269
2 <sup>nd</sup>	Rainbow trout	853
3 <sup>rd</sup>	Freshwater fishes nei	767
4 <sup>th</sup>	Grass carp	618
5 <sup>th</sup>	Bighead carp	346
6 <sup>th</sup>	Brook trout	329
7 <sup>th</sup>	Silver carp	223
8 <sup>th</sup>	Northern pike	211
9 <sup>th</sup>	Wels catfish	197
10 <sup>th</sup>	Pike-perch	182

## Imports - Top 10 Products (Value)

			USD
1 <sup>st</sup>	Atlantic, Danube salmon	fresh or chilled; excluding fillets, livers and roes HS 0302.14	62 011 000
2 <sup>nd</sup>	Tunas, skipjack, bonito	prepared or preserved; whole or in pieces HS 1604.14	44 891 000
3 <sup>rd</sup>	Pacific, Atlantic, Danube salmon	frozen fillets HS 0304.81	23 181 000
4 <sup>th</sup>	Pacific, Atlantic, Danube salmon	fresh or chilled fillets HS 0304.41	21 654 000
5 <sup>th</sup>	Fish	prepared or preserved HS 1604.20	19 455 000
6 <sup>th</sup>	Flours, meals, pellets. Unfit for human consumption	from fish or aquatic invertebrates HS 2301.20	15 424 000
7 <sup>th</sup>	Alaska Pollack	frozen fillets HS 0304.75	14 239 000
8 <sup>th</sup>	Fish, other than species in 0302	fresh or chilled; excluding fillets, livers and roes HS 0302.89	13 007 000
9 <sup>th</sup>	Shrimps, prawns	frozen HS 0306.17	12 004 000
10 <sup>th</sup>	Sardines, sardinella, brisling or sprats	prepared or preserved; whole or in pieces HS 1604.13	11 127 000

## Exports - Top 10 Products (Value)

			USD
1 <sup>st</sup>	Atlantic, Danube salmon	fresh or chilled; excluding fillets, livers and roes HS 0302.14	36 969 000
2 <sup>nd</sup>	Carp	live HS 0301.93	28 632 000
3 <sup>rd</sup>	Freshwater ornamental fish	live HS 0301.11	21 163 000
4 <sup>th</sup>	Pacific, Atlantic, Danube salmon	frozen fillets HS 0304.81	15 213 000
5 <sup>th</sup>	Pacific, Atlantic, Danube salmon	fresh or chilled fillets HS 0304.41	12 542 000
6 <sup>th</sup>	Fish	prepared or preserved HS 1604.20	12 217 000
7 <sup>th</sup>	Tunas, skipjack, bonito	prepared or preserved; whole or in pieces HS 1604.14	9 465 000
8 <sup>th</sup>	Hake	frozen fillets HS 0304.74	4 609 000
9 <sup>th</sup>	Fish, other than species in 0302	fresh or chilled; excluding fillets, livers and roes HS 0302.89	4 372 000
10 <sup>th</sup>	Fish	live HS 0301.99	4 365 000

# A GLOBEFISH Product

# Information, Disclaimer

# Sources

Established in 1984, GLOBEFISH is a multi-donor funded project in the Fisheries Division of the Food and Agriculture Organization of the United Nations (FAO), responsible for providing up-to-date market and trade information on fish and fish products.

[Visit our website](#)

[Subscribe to our newsletter](#) or [email us](#)

## Recent Publications



### [Globefish Highlights, 1/2021](#)

Our flagship publication, focused on prices and analysis of market trends covering a variety of major commodities. Released quarterly.



### [Chinese Fish Price Report, 3/2020](#)

Comprehensive coverage of Chinese price trends, market information for commercially significant species, along with industry news and policy updates. Released quarterly.



### [European Price Report, 4/2021](#)

Market and price analysis for fish and fish products in the European market. Released monthly.



This is the first edition of the GLOBEFISH Market Profiles produced for this country, and was made at the beginning of 2021.

These profiles are based on nationally reported data or information published by international agencies. As the profile is intended to reflect the most up to date information available, reporting years may vary between sections and commodities.

The designations employed and the presentation of material in this information product do not imply the expression of any opinion whatsoever on the part of FAO concerning the legal or constitutional status of any country, territory or sea area, or the delimitation of frontiers or boundaries.

The data herein presented is compiled by FAO staff at the time of its production, "as is" and "as available," and every effort is made to ensure, but not guarantee, their timeliness, accuracy and completeness. FAO assumes no responsibility for errors and omissions in the data provided. Users are, however, kindly asked to report any errors or deficiencies in this product to FAO GLOBEFISH ([globefish@fao.org](mailto:globefish@fao.org)).

### Please note

Re-exports and re-imports are not included.

The term N/A has been used to indicate that information was not found in the indicated sources. The classification of fish and fish products as either processed or unprocessed is very broad, and is intended for indicative purposes only.

### [HS codes for fish and fish products](#)

International trade codes for fish and fish products in a user friendly format.



Sources and time periods:

-Fishing and aquaculture production (2018):  
FAO's [Global Fishery and Aquaculture Production Statistics](#)

-Fish available for consumption (2017):  
FAO's [Fishery and Aquaculture Statistics 2016](#)

-Population (2018), GDP Growth (2013-2018), GDP per Capita (2018):  
IMF's [World Economic Outlook Databases](#)

-Imports, Exports and Share of Trade (2000-2018):  
FAO's [Global Fishery and Aquaculture Commodities Statistics](#)

-GDP, GDP from fisheries, GDP from agriculture (2018):  
World Bank's [World Development Indicators](#),  
OECD's [National Accounts Statistics](#) or  
UNSD's [National Accounts](#)

-Ease of doing business (2018):  
World Bank's [Ease of Doing Business](#) ranking

-Length of Coastline, Exclusive Economic Zone, Exclusive Fishing Zone (2003):  
UNEP's [Global Environment Outlook](#)

### [GLOBEFISH](#)

Explore more market information on the GLOBEFISH website



### [GLOBEFISH on ISSUU](#)

Read GLOBEFISH publications on ISSUU

