

4th International Workshop on Land Market Development and Land Consolidation

Budapest, 12 – 15 November 2012

Land market and land structures in Romania

Structure of the land by use

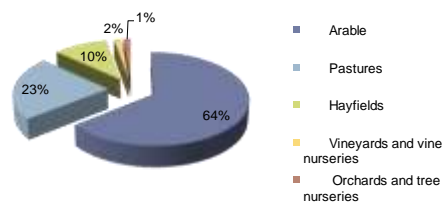
TOTAL LAND FUND BY USE

thou hectares (end 2010)

Total area of the land fund	23,839.1
Agricultural area	14,635.5
Arable	9,405.0
Pastures	3,288.8
Hayfields	1,529.7
Vineyards and vine nurseries	213.4
Orchards and tree nurseries	198.6

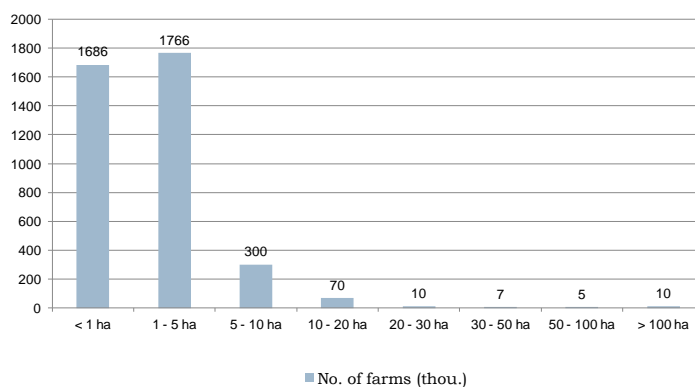
Source: Romanian Statistical Yearbook 2011, NIS

STRUCTURE OF AGRICULTURAL LAND



Structure of farms by size class of agricultural area in use

Farms strucure - 2007



Source: Farm Structure Survey, Romanian Statistical Yearbook 2011, NIS

Number of farms by size, according to PIAA data base for 2007-2011 Campaigns

Campaign	No. farmers with an area of <1 HA	No. farmers with an area of 1-5 HA	No. farmers with an area of 5 -10 HA	No. farmers with an area of 10-50 ha	No. farmers with an area of >50 HA	TOTAL
2007	1,083	1,003,091	163,637	54,995	16,890	1,239,696
2008	1,779	912,948	145,395	51,550	17,080	1,128,052
2009	932	900,772	145,830	54,350	18,345	1,120,229
2010	960	876,938	138,463	55,253	19,243	1,090,857
2011	1,720	871,449	134,567	57,634	20,367	1,085,737

Source: Paying and Intervention Agency for Agriculture (PIAA)

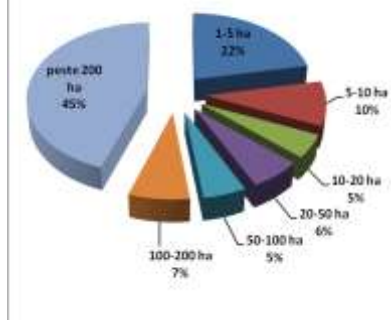
Structure of farms by size, according to PIAA data base for 2007-2011 Campaigns

Campaign	Area of farms <1 HA	Area of farms 1-5 HA	Area of farms 5-10 HA	Area of farms 10-50 HA	Area of farms >50 HA	TOTAL
2007	708.58	2,470,877.17	1,100,349.04	1,038,293.00	5,411,120.47	10,021,348.00
2008	1,096.96	2,234,980.71	977,026.88	995,492.65	5,268,773.75	9,477,370.95
2009	583.60	2,199,097.00	982,223.88	1,056,284.33	5,551,508.82	9,789,697.63
2010	534.68	2,116,925.19	934,585.04	1,097,338.04	5,584,577.48	9,733,960.43
2011	887.79	2,075,638.19	909,653.30	1,159,528.50	5,663,558.14	9,809,265.92

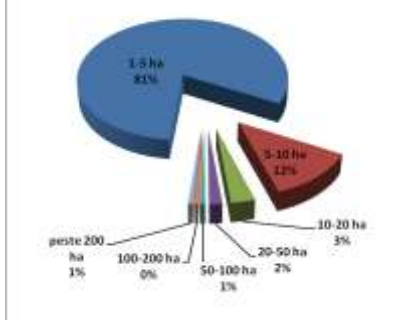
Source: Paying and Intervention Agency for Agriculture (PIAA)

Structure of farms by size and number

Structure of farm size in 2010 campaign



No. of farmers by farm size in 2010 campaign



Dynamics of farms of 1-5 ha 2007-2011 campaign

Campaign	No of farmers with an area of 1-5 ha	Total area of the 1-5 ha farms
2007	1,003,091	2,470,877.19
2008	912,248	2,234,980.71
2009	900,772	2,199,097.00
2010	876,938	2,116,925.19
2011	871,449	2,075,638.19

Source: Paying and Intervention Agency for Agriculture (PIAA)

Conclusion

- ▶ Excessive fragmentation of the land is a major obstacle for the progress of agriculture in Romania
- ▶ Subsistence and semi-subsistence farmers work most of the agricultural land and, in most of the cases, do not have the financial capacity to invest
- ▶ An important part of the Romanian farmers are not eligible for direct payments per hectare granted through European funds, due to the size of their holding