



BOBP/MIS/5



BAY OF BENGAL PROGRAMME  
DEVELOPMENT OF SMALL-SCALE FISHERIES



MOTORIZATION OF DINGHY BOATS  
IN KASAFAL, ORISSA MIS/5  
By S. Johansen  
Naval Architect,  
(Associate Professional Officer)

Mailing Address:  
Post Bag No 1054  
Madras 600 018  
India

Cables: FOODAGRI  
Telex: MS-311 FISH  
Phone: 71294, 71587, 77760

Street Address:  
91 St Mary's Road  
Abhiramanuram  
Madras 600 018

MOTORIZATION OF DINGHY BOATS  
IN KASAFAL, ORISSA

By S. Johansen  
*Naval Architect,  
(Associate Professional Officer)  
Bay of Bengal Programme*

O. Gulbrandsen  
*Naval Architect  
Consultant*

Executing Agency  
Food and Agriculture Organization  
of the United Nations

Funding Agency:  
Swedish International  
Development Authority

This paper describes an attempt to motorize traditional fishing boats (dinghies) commonly used in Balasore district, Orissa, India. Several technical problems were encountered and three different modes of power transmission were tested. The motorized dinghies were employed in commercial fishing operations and their performance was compared with that of non-motorized dinghies.

The work was sponsored by NORAD (the Norwegian Agency for International Development) under an Indo-Norwegian bilateral project for assistance to traditional fisheries in Kasafal, Balasore district, and implemented through the Directorate of Fisheries in Orissa. Mr. B.B. Mohapatra, Dy. Director of Fisheries, Balasore, was responsible for the Directorate's input.

The small-scale fisheries project of the Bay of Bengal Programme (BOBP) was engaged by NORAD for technical execution of the project. Mr. A. Overa, BOBP's Fishing Craft Engineer, was responsible for the technical inputs till mid-1985; thereafter Mr. O. Gulbrandsen, Naval Architect (Consultant), and Mr. S. Johansen, BOBP Naval Architect (Associate Professional Officer), supervised the modification of hulls and installation of engines, prepared drawings, and in general looked after technical details.

The BOBP's small-scale fisheries project began in 1979 and covers five countries bordering the Bay of Bengal — Bangladesh, India, Malaysia, Sri Lanka and Thailand. Funded by SIDA (Swedish International Development Authority) and executed by the FAO (Food and Agriculture Organization of the United Nations), the project seeks to develop, demonstrate and promote appropriate technologies and methodologies to improve the conditions of small-scale fisherfolk in member countries.

This document has not been officially cleared by the Governments or by the agencies concerned.

## CONTENTS

	<i>Page</i>
1. Background	1
2. Engine installation	1
3. Fishing trials	3
4. Analysis of data	5
5. Further development	8

### *Figures*

1. Traditional dinghy	
(a) being rowed	<b>9</b>
(b) under sail	<b>9</b>
2. Modes of power transmission	
(a) direct drive	<b>10</b>
(b) gearbox	11
(c) gearbox, double universal joint, and thrust bearing.	12
3. Gross and net income per trip for motorized and non-motorized dinghies	13

### *Appendices*

1. Sequence of events	14
2. Test results — engine rpm, speed and fuel consumption	15
3. Sample of “monthly catch and operation statistics”, 1985 : BOBP motorized dinghy	16
4. Record of fishing trips and gross revenue for motorized and non-motorized dinghies (May 1985-April 1986)	18
5. Suppliers of equipment	19

6. Drawings :	
a. General arrangement : the dinghy	20
b. Construction	21
c. Throttle control assembly.	22
d. Stern tube	23
e. Bracket for engine and gearbox Detail of exhaust flange	24
f. Stern greaser	25
<b><i>Publications of the Bay of Bengal Programme</i></b>	<b>26</b>

## 1. BACKGROUND

1.1 The "Gram Panchayat" of Kasafal in Balasore district, Orissa, recently started receiving assistance to develop its traditional fishery under the Indo-Norwegian Development Cooperation Programme. The largest component of the project is construction of a 22 km road. Other inputs identified are provision of drinking water and electricity; establishing non-formal primary schools; provision of preservation, storage and marketing facilities for fish; and motorization of traditional fishing boats (the subject of this report). The agencies responsible for execution of the project are the Norwegian Agency for International Development (NORAD) and the Orissa Directorate of Fisheries (DOF).

1.2 Experimental fishing with a motorized gillnetter based at Chandipur, which is located only 6 km from Kasafal, was undertaken in 1980/81 under the direction of the Norwegian Research Institute for Fishing Technology (FTFI). From the trials it was concluded that there are no signs of overfishing of the stock in spite of a rapid increase in the number of motorized boats. By increasing the radius of operation of the boats, extending the fishing season and improving fishing gear, the landed catch could be considerably increased.

1.3 The fishing fleet of Kasafal consists of some 350 boats. There are 75 motorized gillnetters, IO-1 2 m long, usually fitted with second hand truck engines of around 60 hp. In terms of investment they are outside the reach of the traditional fishermen. There are also about 50 small dinghies (known locally as *Paukia*) and 50 boats of other types (*Salti*, *Patia*, *Choat*) which are not very suitable for motorization. The largest number of boats (175) are large dinghies (known locally as *Danga*).

1.4 Typical dimensions of the Dinghy are : 7-9 m length, 1.8-2.1 m breadth and 0.9-1.0 m depth. It has a crew of five to seven and it is sailed or rowed (see Fig. 1). It lends itself fairly easily to motorization with an inboard diesel engine.

1.5 In order to clarify technical questions regarding installation and operation of the engine and to compare the merits of motorized and non-motorized dinghies, BOBP was requested to assist NORAD and DOF in implementing a pilot project to this effect. Four boats of the dinghy type would be motorized, and operational data would be collected over a full year. The work started in June 1984. A sequence of events is given in Appendix 1.

## 2. ENGINE INSTALLATION

2.1 The dinghy has an estimated weight of about 1.0 tonne (t). With a crew of five and fishing nets, the displacement is approximately 1.5 t. An engine of 8-9 horsepower (hp) maximum rating would be suitable for this displacement. It is then assumed that the engine would normally be operated at a reduced service power of about 5 hp. BOBP had previously been involved with the marinization of an 8 hp aircooled tiller tractor engine for use in beachlanding craft (BOBP/WP/44) and it was natural to utilize this experience in Balasore. This is not the only engine that might be suitable for use in the dinghies, but BOBP considered it unwise in the initial period to experiment with different types of engines. This would have to be considered as a second stage after proving the general viability of motorization.

2.2 The engine is a single cylinder VST Shakti type AD-8, aircooled, with a maximum rated output of 8 hp at 3000 r.p.m. Continuous DIN A rating is 7.2 hp at 3000 r.p.m. Optimum fuel consumption is at 5.6 hp output and 2500-2600 r.p.m. As the power take-off is from the camshaft the reduction ratio is 2: 1. At service speed the propeller therefore turns at 1300 r.p.m. The engine is primarily used in a tiller tractor and is manufactured by VST Tiller Tractors Ltd. in

Bangalore in cooperation with Mitsubishi Heavy Industries, Japan. For marine use the following changes have been made to the standard engine.

- (i) A taper roller thrust bearing was provided at the output shaft end (camshaft) instead of a ball bearing.
- (ii) The standard camshaft was changed to one with a taper to enable fitment of a flange coupling.
- (iii) A raised pipe was provided for easier oil filling and access to the dipstick.
- (iv) A single lever stop and throttle control was provided.

Stern gear was of the conventional type with a water lubricated stern bearing and a grease lubricated stuffing box.

2.3 In June 1984 BOBP staff visited Balasore to check the possibility of installing a VST 8 hp aircooled engine on the dinghy. It was decided to install the engine without a clutch, as has been the practice elsewhere in India when motorizing traditional craft with this engine.

To minimize shaft length and thereby the cost of the stern gear, the engine had to be installed as far aft as possible. This meant that the nets had to be stored further forward (see Fig. 2a). Fishermen operating dinghies concurred with the idea, perhaps due to the fact that in larger motorized boats in the area, the nets were indeed stored forward of the engine. No problems were foreseen in the shooting or hauling in of nets. However, the new position of nets in the boat interfered with the stepping of the mast in its original place. This was not considered serious as a new rig could be developed if motorization proved successful. The first dinghy (BOBP No.1) was motorized in December 1984. Preparations to motorize the other three were also under way.

2.4 After only a few days of operation the fishermen complained of two problems; running over surface drift nets and lack of speed. While the former problem was not foreseen, the latter appeared to be due only to the high expectations of the fishermen. Speed trials with two propellers were undertaken in February 1985 (see Appendix 2). A speed of 6 kn was achieved with a 14 in x 8 in propeller at 2600 r.p.m. It dropped to 5.4 kn at 2300 r.p.m. but the fuel consumption improved from 0.37 to 0.25 l/n mile. It is unlikely that the fishermen would heed the advice of operating at a lower speed. To improve propulsion efficiency (more speed at lesser fuel consumption) and solve the problem of cutting nets (unfortunately the magnitude of the problem was not assessed), it was decided to try out a reverse reduction gear box with a clutch. The same engine manufacturer was in the process of developing such a unit. One could argue that a clutch was sufficient but the possibility of achieving a higher speed and better propulsive efficiency with a larger diameter propeller was an equally important consideration.

2.5 The original design of the keel did not allow the use of a propeller of 18 in diameter which would be the optimum size with a 2: 1 reduction gearbox. It was therefore decided to move the shaft log further aft and higher up (see Fig. 2b). At the same time the additional draft caused by adding a wooden keel for propeller protection was reduced. A flat steel shoe was made to replace the wooden piece under the propeller to reduce draft as much as possible. The three dinghies with the VST engine and gearbox (BOBP No. 2, 3 and 4) were ready for fishing trials in August 1985.

2.6 After the four motorized dinghies were operated for some time, it became clear that they suffered from alignment problems. After the engine had been carefully aligned with the propeller shaft it did not take many weeks before the engines came out of alignment due to vibration and weak boat construction. This resulted in a severe problem of broken foundation bolts; on one dinghy, even the propeller shaft broke near the coupling. Many fishing days were lost due to this problem. It was then decided to utilize a double universal joint and a thrust bearing between the propeller shaft and the engine. The extra thrust bearing is required to prevent buckling of the flexible intermediate shaft. This method would have the following advantages.

- (a) No alignment problem; the fisherman can himself remove the engine and reinstall it without the help of an experienced mechanic.

- (b) The nets can be carried aft in the traditional way and the mast can stay in its normal position for sailing.
- (c) The boat would be better balanced and it would minimize the risk of broaching in a following sea.
- (d) An ice box can be fitted in front of the engine.

2.7 The BOBP No. 2 was converted in this way in April 1986 (see Fig. 2c). Trials showed that this dinghy could be sailed without difficulty, using the rudder for steering. Setting and hauling the net over the stern did not cause any particular problems.

The fisherman however decided later that he preferred to have the nets forward and to cover the aft position of the dinghy to afford better shelter for the crew, as in the case of larger motorized gillnetters.

On the basis of the positive experience with the new installation, it was decided to convert the other three dinghies. Two of them were converted by late July 1986. The fourth dinghy is scheduled for refit in September 1986 at the request of the fisherman operating it.

2.8 In December 1985 the Indian manufacturers of Lombardini engines, Greaves Cotton, motorized one dinghy with their model LDA 510 aircooled diesel developing maximum 10 hp at 3000 r.p.m. (DIN B rating). The engine was fitted with a 2.47 : 1 reverse reduction gearbox.

Motorization was carried out in cooperation with the Directorate of Fisheries in Balasore. The manufacturer supplied the Lombardini engine and stern gear. The keel of this dinghy was done in the same way as on the dinghy motorized by BOBP. However, the engine is placed aft with a single universal joint and no thrust bearing though it is not good engineering practice to install one universal joint. The installation was completed in December 1985. Till July 1986 the Lombardini-fitted dinghy had operated for 76 days compared to an average of 32 days for the boats motorized with the VST engine. No major problems were reported except for replacement of oilseals and piston rings during this period. Perhaps this was due to the use of a smaller diameter propeller (15 in v/s 18 in) compared to the one on the VST engine which has resulted in lighter loading of the engine. The choice between these two engines and systems will in the future depend upon performance, price and easy availability of spares and service facilities.

It must be noted that the Lombardini 510 engine must be fitted with a reduction gearbox due to its high output r.p.m. (3000) as compared to the VST AD-8 engine.

### 3. FISHING TRIALS

3.1 The Directorate of Fisheries in Orissa was responsible for monitoring the fishing trials. Data collection was organized by a fisheries extension officer based at Channuwa village on the road to the landing site. For each trip the fisherman noted the data concerned which were later compiled by the Fisheries Extension Officer. A sample data form is shown in Appendix 3. Data were collected from May 1985.

The motorized dinghies were compared with the same number of non-motorized dinghies operating approximately the same type and quantity of fishing gear.

3.2 The gear carried by the dinghies was surface driftnets, mainly of the Phasi Jalo or Hilsa Jalo type. The netting material was polyethylene multifilament, the mesh size varied between 75 and 114 mm. The depth varied between 110 and 200 meshes. Total hung length of the nets carried per boat averaged 1,100 m. Both motorized and non-motorized dinghies carried the same length of net. The total cost of the fishing gear was about Rs. 20,000. At this stage no increase in fishing gear quantity was contemplated for the motorized boat as the idea was to compare both types with the same quantity of gear.

Another reason for not carrying more nets was the fishermen's apprehension about possible loss of nets due to theft or trawlers and larger gillnetters running into the nets.

The nets are set in the evening and retrieved the next morning. Occasionally day fishing is done at times of high abundance. The nets are usually set and hauled over the stern.

3.3 As the motorized dinghies are able to explore grounds further offshore, perhaps making longer trips in the process, provision of an ice box to preserve quality fish was considered for trial. An icebox of 0.36 m<sup>3</sup> (360 l) capacity was made by a local FRP Company--**Reinplast Marine**. The box was made of 6 mm FRP sheathed plywood and insulated with 75 mm polystyrene. The capacity of this box is about 100 kg of fish and two ice blocks of 50 kg. This size was considered adequate as fishing trials indicated an average catch of 40 kg/trip. The icebox was fitted to boat No. 2 with the engine in the centre, nets aft and icebox forward.

The fisherman, however, removed the icebox later. The reason given was that the fishing was close to Kasafal during this time of the year; therefore there was no need for an icebox. The same fisherman also rearranged his dinghy. He put the nets forward and made a decked crew shelter aft, which did not leave any space for an icebox in the future. It remains to be seen what the three other boat owners will do once the fishing season commences late August.

3.4 Usually five men go fishing in a dinghy. The motorized dinghies too had the same number of crew.

The crew share system at Kasafal is an interesting one. It is very rare for one individual to own the boat as well as the nets. Usually, half the number of nets is made up of individual contributions from the crew and the other half is supplied by the boat owner. The crew member is entitled only to the fish caught in his portion of the net which is clearly marked.

In the non-motorized dinghies the only contribution from the crew to the boat owner is to help him in hauling his portion of nets and in operating the boat.

In the case of the larger motorized gill netters, a crew of up to ten fishermen contribute nets and they have to give half of their catch to the boat owner for the privilege of going on a motorized boat to better and distant grounds in addition to paying half the running costs. There are a few cases also of the boat owner owning all the nets. In such a case he usually hires fishermen for a monthly wage of Rs. 300. In addition he awards them a year-end bonus, usually in kind, in the form of clothes or some personal accessory like a radio or a watch.

It is clear that the boat owner stands to gain with motorization. Crew with nets will also benefit as their contribution to the boat owner may be offset by better catches with a motorized boat. The fate of the fisherman who possesses neither boat nor nets will remain the same. He will continue to be paid a monthly wage in return for hard labour. At the most he may earn a higher bonus at the end of the year.

#### 4. ANALYSIS OF DATA

4.1 The data on fishing operations was collected over a period of 12 months, from May 1985 to April 1986. For the first four months, however, data was collected only from one motorized dinghy (BOBP No. 1) and one non-motorized dinghy (CC). See Appendix 4. Average figures of the performance data for BOBP No. 1,2,3, and 4 and CC No. 1,2,3, and 4 over the 8-month period (September 1985 to April 1986) are given below :

	Motorized dinghy	Non-motorized dinghy
Average gross revenue (Rs.)	16,300	16,400
Range of revenue (Rs.)	8,000-25,000	5,000-25,000
Average number of trips	59	112
Range	30-79	60-1 47
Average gross revenue per trip (Rs.)	276	146
Range of revenue (Rs.)	200-350	90-1 83
Average cost per trip (Rs.)	62	9
Average net revenue per trip	214	137
Range of revenue (Rs.)	140-288	81-174

-There is a great variation in performance between different dinghies probably because crew skills vary.

— The gross revenue over the period is the same for motorized and non-motorized dinghies.

-The number of fishing trips is much lower for the motorized dinghies.

— The gross revenue per trip has almost doubled for the motorized dinghies.

— Net revenue per trip is 56% higher for the motorized dinghies.

4.2 The potential shown for increased earnings by the motorized dinghies by almost doubling the gross revenue per trip has been clearly demonstrated. The gross and net incomes during the trial period are shown in Fig. 3. However, the motorized boats were out of commission 42 per cent of the time on an average due to engine defects (see p. 6).

Loss of fishing days over an 8-month period, September-April. (Average for BOBP I-4 and c c I-4).

	Motorized Dinghies	Non-motorized Dinghies
1. Engine repair	104*	1
2. Hull repair	8	12
3. Rough sea	9	10
4. Rain	7	15
5. Full moon	6	8
6. Poor catch expectancy	6	10
7. Net repair	21	39**
8. Holidays	5	11
9. Crew rest	1	1
10. Crew problem	18	24
Total days lost	185	132
Average No. of trips	59	112
Total No. of days for eight months	244	244

Unless the mechanical problems can be solved, the motorized dinghies will clearly not be viable.

4.3 In the beginning, the main reason for engine trouble was the alignment problem. This problem has been solved with the new installation using a double universal joint and a thrust bearing. The second main problem, with the gear box, has however not yet been solved. Before the reliability of the gear box is proven, it should not be fitted on dinghies.

4.4. Even in the future, loss of fishing days due to mechanical problems cannot be completely eliminated. During the fair weather season (September-April) the non-motorized dinghies averaged 14 trips per month. During the monsoon months (May – August), the average drops considerably. Even if we assume the same average during the monsoon months, the total number of trips per year is only 168 for the non-motorized boats. It is not very clear whether this low Figure is partly due to time spent on agriculture. For motorized dinghies one would have to assume an even lower number of fishing days due to mechanical problems. Even if the fishermen could go fishing under sail, with the propeller removed in case of engine breakdown, it is doubtful whether they would do so. The reluctance to return to sail has been the bane of many a motorization project. One can only assume that longer exposure to motorization will lead to better engine maintenance with less 'downtime' and better utilization of the increased range of boat.

4.5 On the basis of the recorded data on revenue per trip, the rate of return of a non-motorized dinghy is 19 per cent while that of a motorized (without gear box) dinghy is 19.3 per cent. The details are given in Table 1.

The extra investment of about Rs. 6,000 required for a gearbox would increase the yearly fixed costs by about Rs. 1,200. However the gearbox would improve the fuel economy considerably if the engine was operated at about 2,600 r.p.m. (see Appendix 2). The variable costs would therefore be reduced by about Rs. 2,000 and the rate of return would be about the same as without gearbox. These differences are of academic interest only; it is the earning capacity, still unknown, that is the determining factor.

The comparison is based on a uniform crew salary of Rs. 2,520 (168 x 15) which appears to be the opportunity cost in the area. This would correspond to a crew share of 51 per cent for the non-motorized and 37 per cent for the motorized boat based on net revenue (gross revenue-fuel costs).

\*BOBP-3 capsized and went out of commission for two months.

\*\*CC-2 lost nets and stopped fishing for two months.

4.6 With the share system as described in 3.4, the return on investment for the non-motorized dinghy owner who owns half the quantity of nets would amount to 26 per cent, while the return on investment on the crew's gear would be only three per cent. This rate is calculated after deducting from the respective shares, a salary component of Rs. 2,520 per man. If the same share system was applied to the motorized dinghy, the boatowner's return would only be 13 per cent against 49 per cent for the crew.

If the share system as used in the larger motorized gillnetters is used for a motorized dinghy, the return for a boat owner would increase to 36 per cent while the crew would suffer a loss of 54 per cent.

**Table 1**  
**Costs and Earnings**

	Rs	
	Non-motorized dinghy	Motorized dinghy
<b>I. Earnings</b>		
No. of trips per year	168	150
Gross revenue per trip	147	277
(a) Annual gross revenue	24,700	41,550
<b>II. Investment</b>		
(a) Hull	12,000	12,000
(b) Hull modifications		5,000
(c) Engine without gearbox		10,500
(d) Gearbox	—	
(e) Sterngear, propeller		5,000
(f) Thrust bearing		1,000
(g) Universal joint		800
(h) Sail rig	600	600
(i) Sub-total	12,600	34,900
(j) Fishing gear	20,000	20,000
Total Investment	32,600	54,900
<b>III. Annual Fixed Cost:</b>		
(a) Depreciation of hull (10 yrs)	1,200	1,700
(b) Depreciation of Sail Rig (3 yrs)	200	200
(c) Depreciation of Engine and Equipment (5 yrs)		3,460
Total fixed cost	1,400	5,360
<b>IV. Annual Variable Cost:</b>		
(a) Fuel and oil (11 l/trip at 4.5 Rs/l)		7,500
(b) Engine repair		1,000
(c) Hull repair	500	500
(d) Gear repair and replacement (20% of j)	4,000	4,000
(e) Crew salary (5 x 2520)	12,600	12,600
Total variable cost	17,100	25,600
<b>V. Total annual cost (III+IV)</b>	18,500	30,960
<b>VI. Net return (I-V)</b>	6,200	10,590
Rate of return VI/II x 100 (%)	19.0	19.3

## 5. FUTURE DEVELOPMENT

5.1 The results of fishing operations conducted with motorized dinghies are not fully conclusive, but indicate that motorization of this type of craft is economically viable. The fishing operations, including the quantity of nets used, have been very similar to those carried out by non-motorized dinghies. If the potential of the motorized dinghy—its capacity, range of operation, versatility of gear, etc. — is tapped better, a much better performance than that seen during the first year's trial is anticipated.

5.2 One of the technically feasible solutions regarding engine installation available after the trials is the VST 8 hp engine without gear box, with double universal joint and thrust bearing and a 13 x 8 in propeller. The disadvantage of this solution is that the propeller cannot be disengaged when the boat accidentally runs into driftnets. There are conflicting views as to the gravity of this problem.

5.3 If the fishermen do not consider the cutting and entangling of nets a crucial problem, it is suggested that a small number of engines (say about 20) be introduced. Some of the teething problems with engine maintenance and service will no doubt continue and will affect the operations to a certain extent. An initial subsidy for the engines may therefore be justified.

5.4 Any order for a batch of engines should be conditional on a guarantee from the manufacturer to provide the necessary spares and services wherever the engines operate.

5.5 The question as to what extent fishermen will benefit from motorization depends on the share system that is adopted. If the traditional share system—in which the crew owns the nets—continues, a definite benefit will accrue because the catch per net will double. But the traditional distribution of shares needs to be adjusted because of the additional costs of motorization. If the system as practised on some of the larger motorized gillnetters is adopted (i.e. the crew receive food and a daily wage from the boat and net owner), the crew members will enjoy no particular advantage. For engines issued with subsidy and/or credit, it might be appropriate to stipulate a system that assures fair shares to the owner(s) and the crew.

5.6 An installation with a gearbox might in the long run offer a somewhat better solution. The investment cost will go up but it will probably be fully compensated by better fuel economy. The technical problem encountered with the VST gearbox is clutch slippage—something the manufacturer has not yet solved. The three engines fitted with gear boxes should not be transferred to the fishermen until a satisfactory solution to this problem has been found. The trial period should be extended for at least another six months. Close cooperation from the gearbox manufacturer is required.

5.7 A solution with gearbox offers more engine alternatives than the 8 hp VST. The 10 hp Lombardini is one, already being tested in the project area. Close observations of the performance of this installation should be made as for the three VST installations during the extended trial period.

5.8 To reduce the cutting of nets by the propeller a clutch could be used to engage and disengage the propeller in an installation without gearbox. This would however increase the investment cost and there would be no improvement in fuel economy to compensate for it. The clutch alternative would therefore be the last one and be attractive only if the gearbox solution fails.

Figure 1



*Traditional dinghy being rowed (above) and under sail (below).*



Figure 2a  
MODES OF POWER TRANSMISSION  
Direct drive

MAIN DIMENSIONS

LENGTH OVERALL: 80m  
BEAM MOULDED : 2.1m  
DEPTH TORAIL 1.0m  
SAIL AREA : 19m<sup>2</sup>  
CUBIC NO. 16.84m<sup>3</sup>

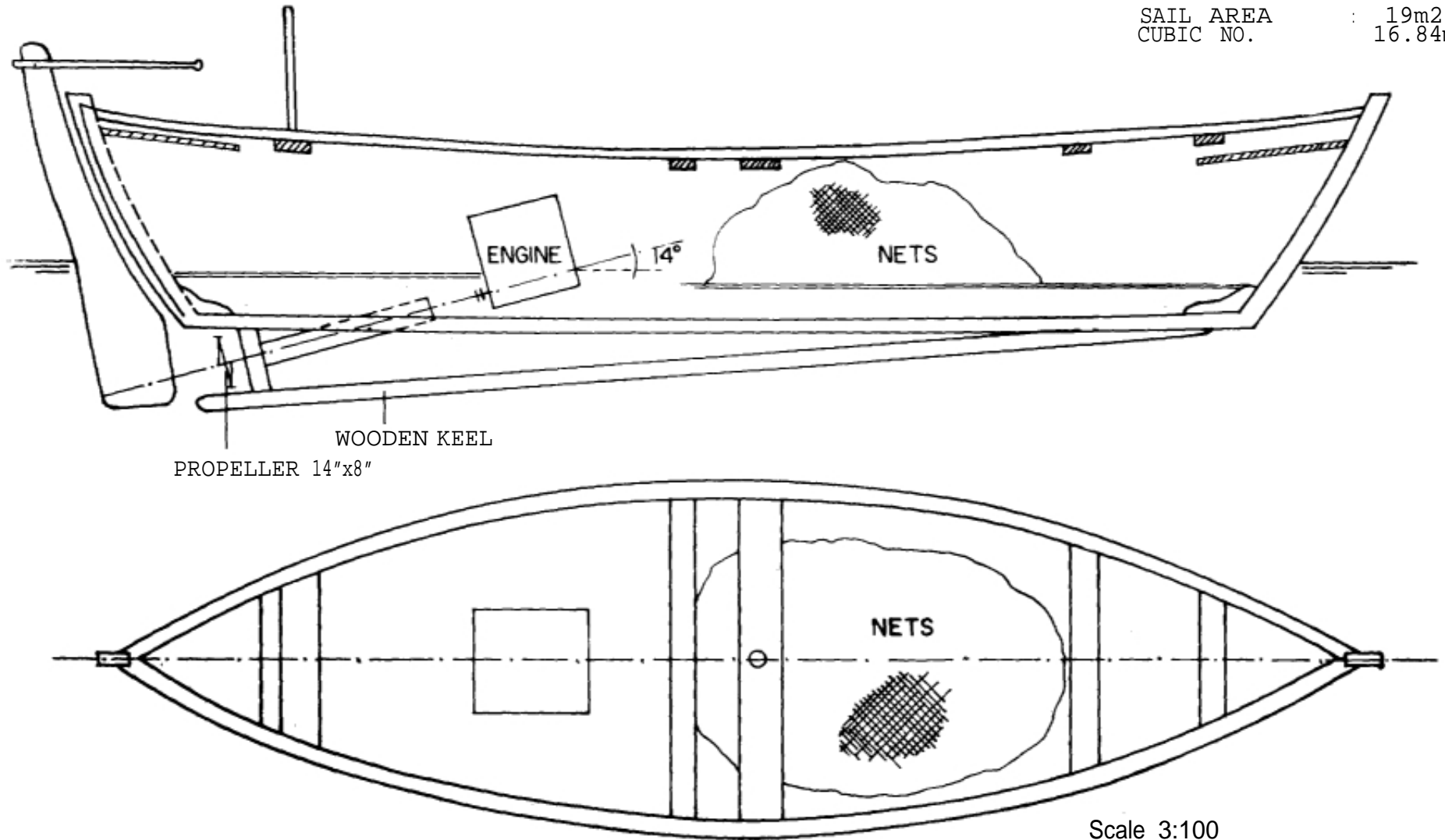
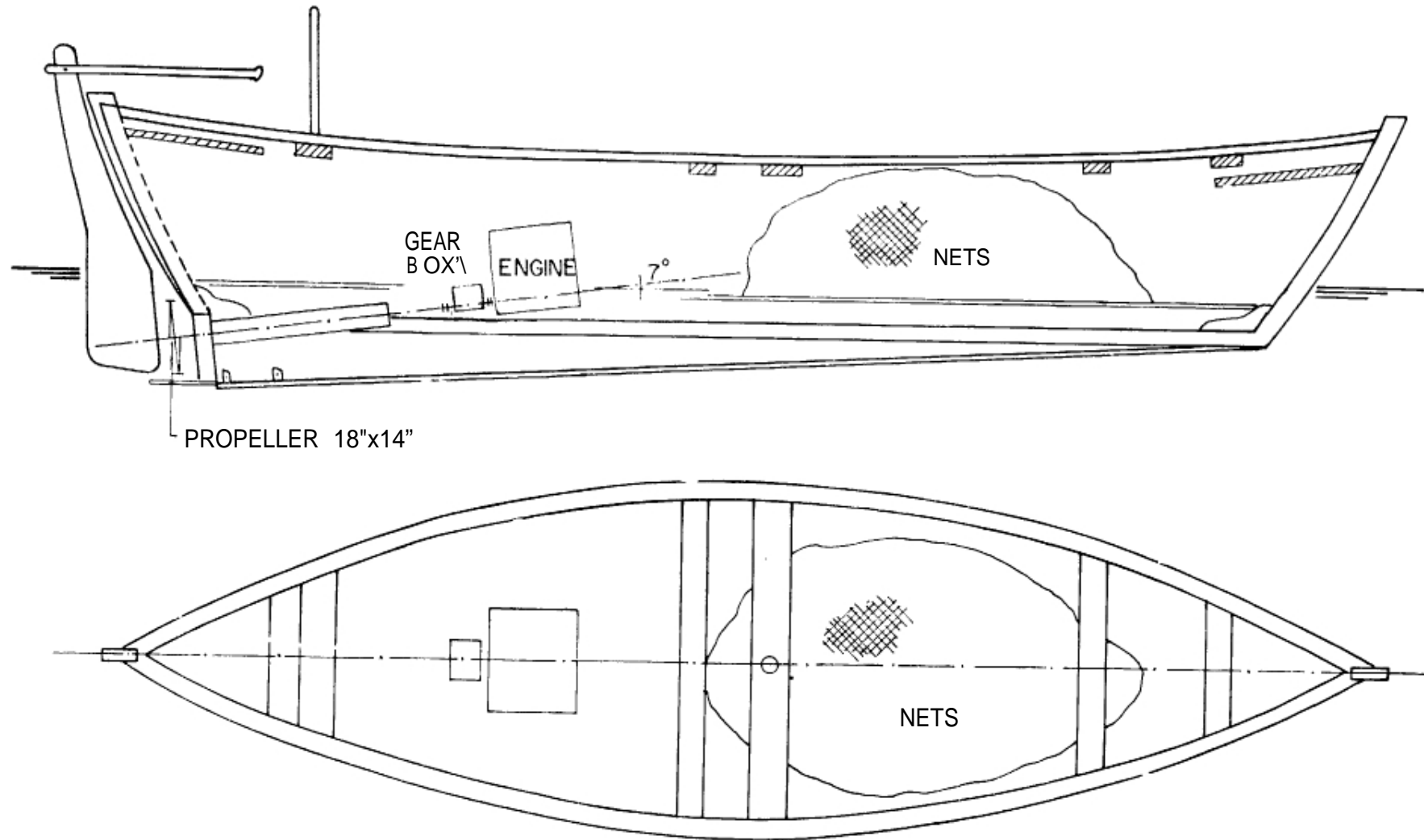
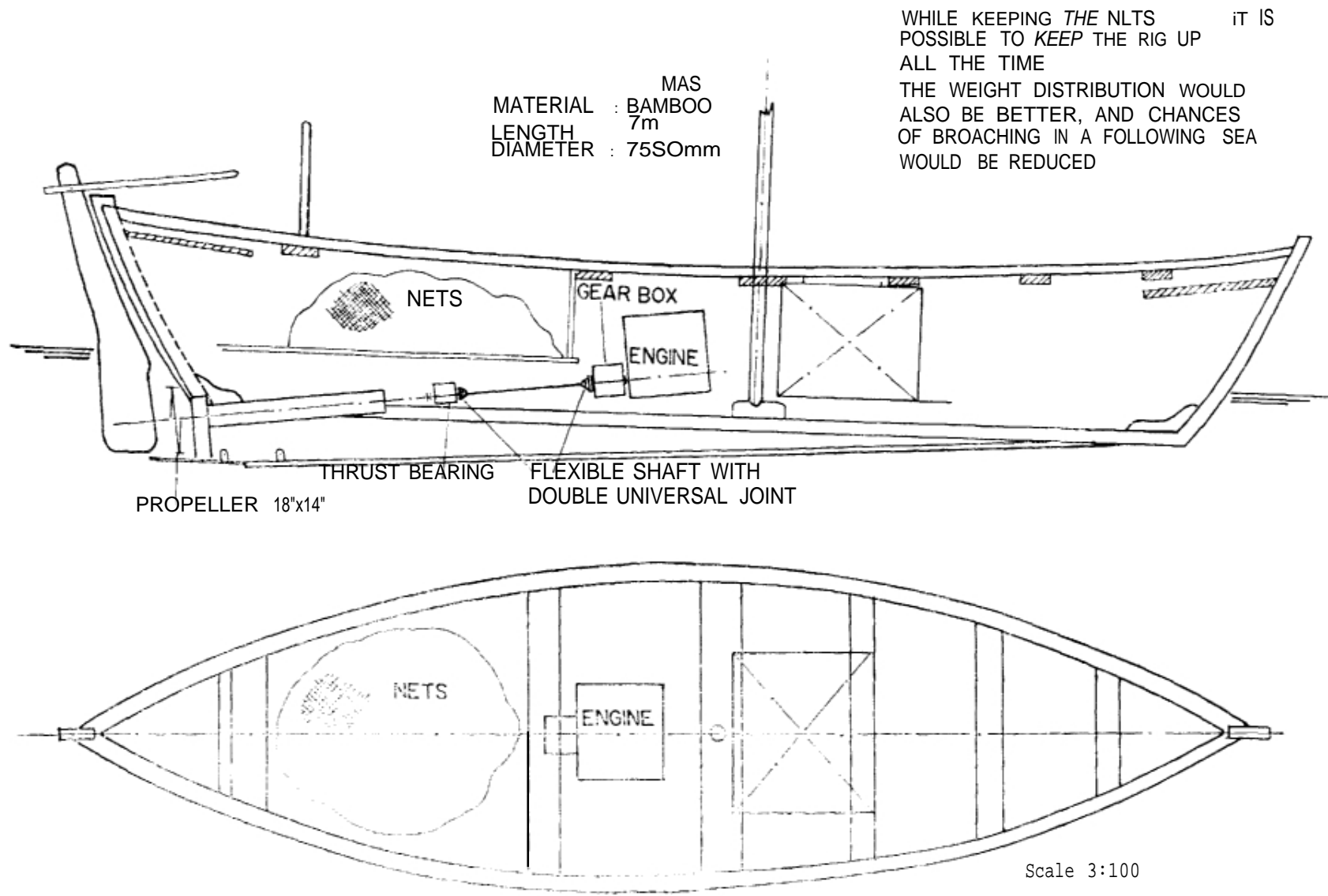


Figure 2b: Modes of power transmission—Gear box

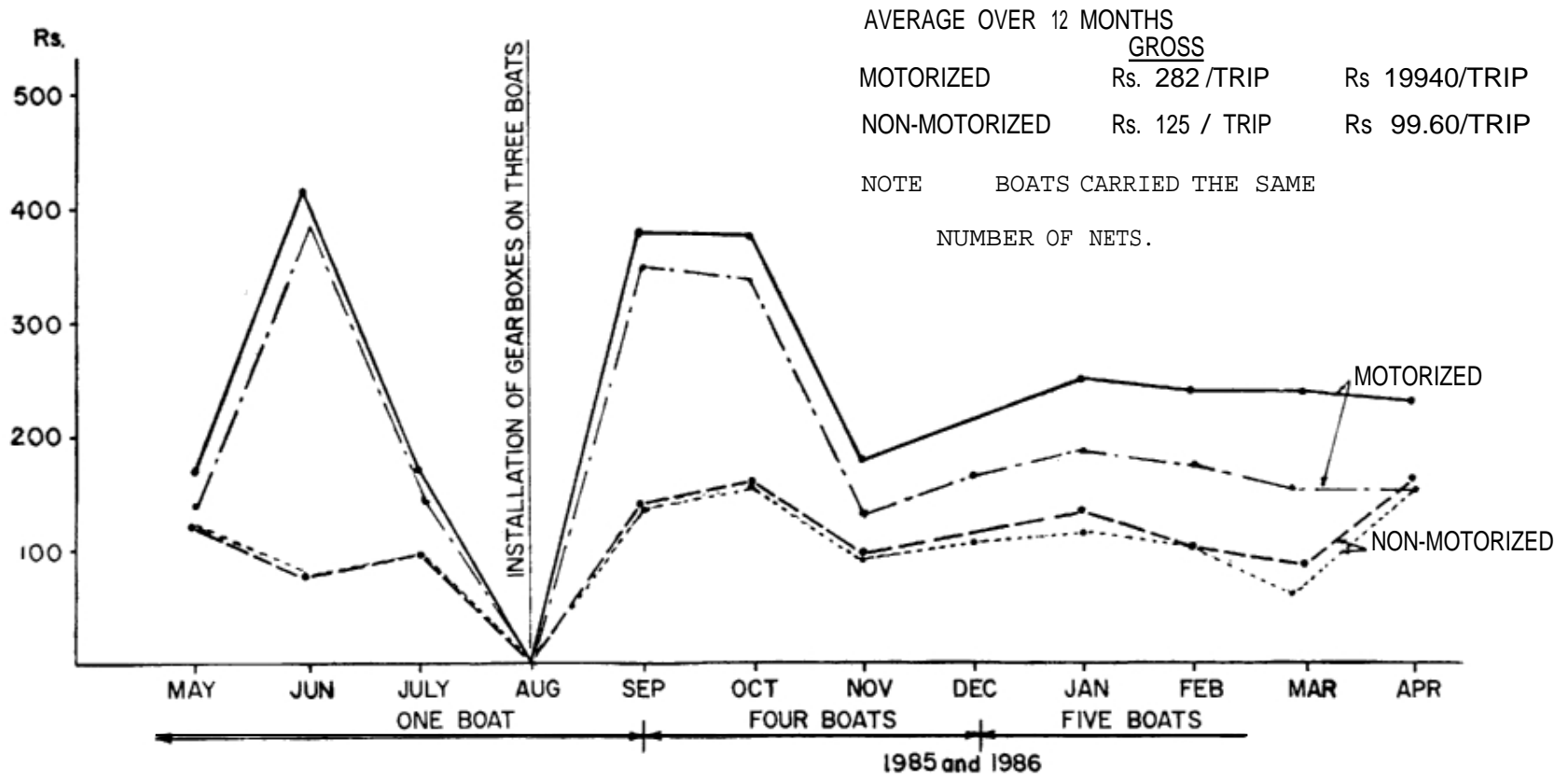


Scale 3:100

Figure 2c Modes of power transmission---Gear box, double universal joint and thrust bearing



**Figure 3**  
**GROSS AND NET INCOME PER TRIP FOR MOTORIZED AND NON-MOTORIZED DINGHIES**



## Appendix 1

### SEQUENCE OF EVENTS

June 1984	Letter of agreement signed by NORAD and BOBP.
June	Type of craft for motorization selected. Timber for the boats ordered.
July	Preliminary construction drawings and drawings of stern gear prepared. Five engines ordered from VST, Bangalore.
Aug.	Stern gear ordered from Bharati Engineering, Bombay.
Sep.	Construction work on the first dinghy completed.
Nov.	Engines and stern gear reached Balasore. Engines delayed due to heavy demand for engines for tractors.
Dec.	First motorized dinghy launched.
Jan. 1985	Technical trials carried out on the first dinghy. Propeller changed to a larger one. After some fishing trials the fishermen requested a gearbox to be able to stop the propeller before running over driftnets. Further motorization suspended till suitable gearbox available.
Feb.	Gearboxes ordered from VST, Bangalore.
May	Collection of operational data for one boat started.
June	First motorized dinghy fitted with gearbox launched.
Aug.	All four dinghies motorized, three with gear boxes and one without. One private and one department mechanic sent to the engine manufacturer for training.
Sep.	Collection of operational data for three more boats.
Sep./Oct.	20 Hilsa nets sent to Balasore.
Nov./Dec.	Discussion held to move the engine approximately 1 m further forward, and to fit a universal joint and a thrust bearing.
April 1986	First boat fitted with universal joint and thrust bearing launched.
May	Problems with the gearbox reported.
July	<b>Two</b> boats fitted with universal joint and thrust bearing.

## Appendix 2

### TEST RESULTS- ENGINE rpm, SPEED AND FUEL CONSUMPTION

Test I — Direct camshaft drive, Propeller: 12½ x 7 in (dia x pitch)

Engine rpm	Fuel consumption l/h	Speed (kn)	Fuel consumption (l/n. mile)
2,900	1.67	5.3	0.32
2,600	1.22	4.9	0.25
2,300	0.90	4.6	0.20

Test II — Direct camshaft drive using 14 x 8 in (dia x pitch) propeller\*

Engine rpm	Fuel consumption l/h	Speed (kn)	Fuel consumption (l/n.mile)
2,600	2.22	6	0.37
2,300	1.33	5.4	0.25
2,000	0.93	5	0.19

Test III — Using 2: 1 reduction gearbox giving a total of 4: 1 reduction between the engine and the propeller using 18 x 14 propeller\*\*

Engine rpm	Fuel consumption l/h	Speed (kn)	Fuel consumption (l/n.mile)
3,300	3.70	7.0	0.52
2,660	1.30	5.8	0.23
2,200	0.87	4.6	0.19

\*Optimum propeller would be 13 x 8 in

\*\*Optimum propeller would be 18 x 16 in

**Appendix 3**

**SAMPLE OF MONTHLY CATCH AND OPERATION STATISTICS 1985: BOBP MOTORIZED DINGHY**

Month : September 1985      Place of Operation : Kasafal

	BOBP I	BOBP II	BOBP III	BOBP IV
Total catch (Rs/kg)	2913/371	56571735	54301661	44481430
Fish price (Rs/kg)	7.85	7.70	8.21	10.35
Number of fishing trips	12	14	9	16
Costs: Total in Rs	384	748	292	480
Diesel	336	392	252	448
Oil	48	56	40	32
Grease	—	—	—	—
Engine repair	—	200	—	—
Hull repair	—	100	—	—
Net repair	—	—	—	—
Net earnings in Rs (catch minus costs)	2529	4909	5138	3968
Average duration of fishing trip (h) (column 7 of daily form)	7	7	7	7
Depth of fishing ground in fathoms				
Min-Max	7 - 12	7 - 12	7 - 12	7 - 12
Type of nets used : length (fathoms)	850	1000	850	850

**Appendix 3-( Contd.)**

	<b>BOBP I</b>	<b>BOBP II</b>	<b>BOBP III</b>	<b>BOBP IV</b>
Type of nets used: depth (meshes)	110	110	110	110
mesh size (in)	3-4	3-4	3-4	3-4
Type of driftnet operation	surface	surface	surface	surface
<b>No.</b> of crew members:	5	5	5	5
No. of non-fishing days :				
Total	18	16	21	14
— Engine defect	—	4	10	—
— Hull defect	—	—	—	—
— Rough sea	4	4	4	4
— Rain	—	—	—	—
— Full moon	1	1	1	1
— Poor catch	—	—	—	—
— Net repair	2	2	-	-
— Holidays	—	—	—	—
— Crew rest	—	5	-	-
— Crew problems & coordination problems	11	—	6	9

#### Appendix 4

### RECORD OF FISHING TRIPS AND GROSS REVENUE FOR MOTORIZED AND NON-MOTORIZED DINGHIES (MAY 1985-APRIL 1986)

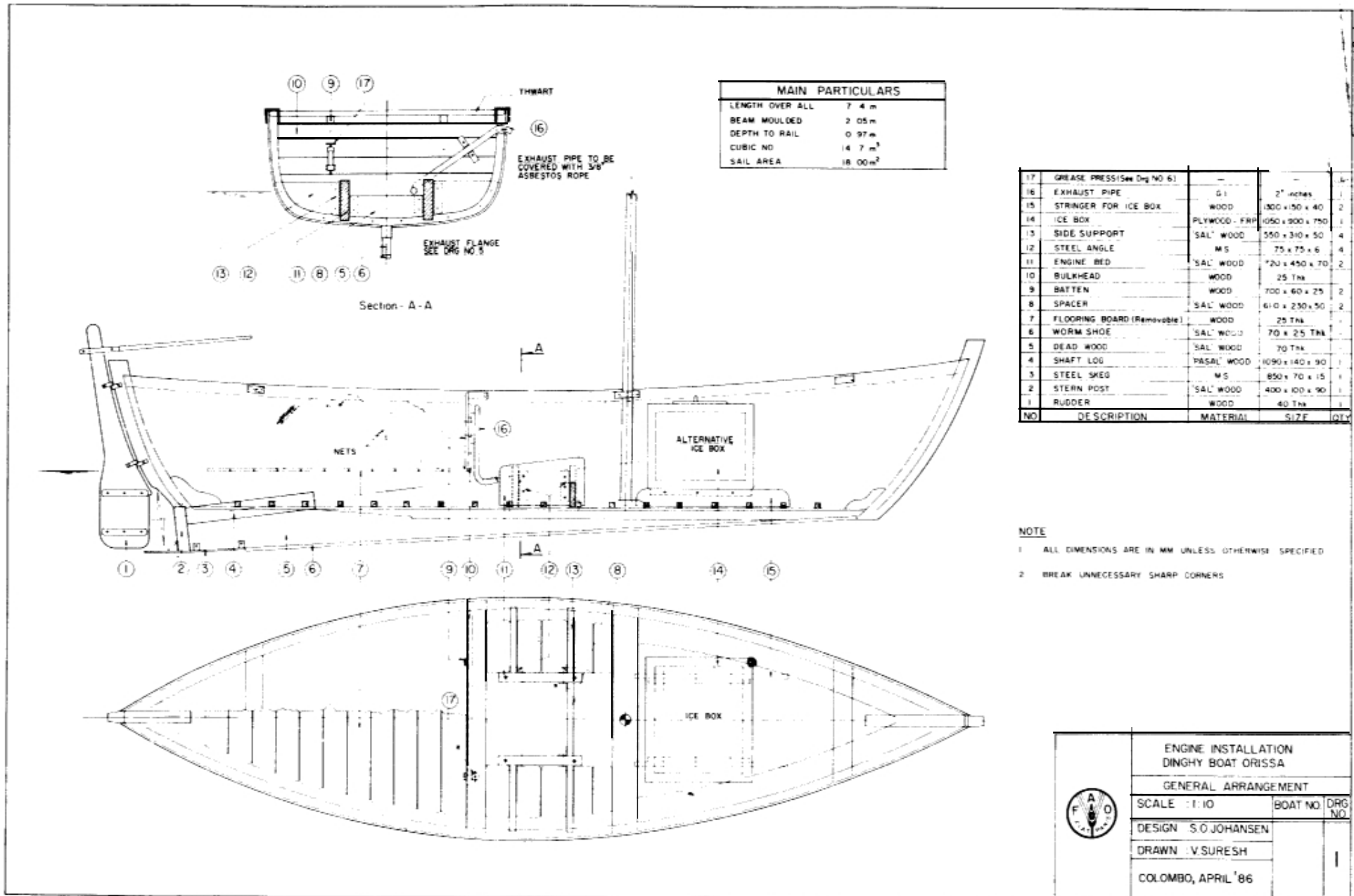
MOTORIZED DINGHY										
Month	BOBP 1		BOBP 2		BOBP 3		BOBP 4		DEP. 1 Lombardini	
	Trips	Gross income (Rs)	Trips	Gross income (Rs)	Trips	Gross income (Rs)	Trips	Gross income (Rs)	Trips	Gross income (Rs)
<b>1985</b>										
May	13	2207								
June	11	4581								
July	2	345								
August	—	—								
Sept.	12	2913	14	5657	9	5430	16	4448		
Oct.	12	2304	11	2528	—	—	8	8727		
Nov.	6	1374	15	<b>3397</b>	—	—	6	1575		
Dec.	6	1256	11	2572	10	1026	11	<b>2954</b>	6	<b>1429</b>
<b>1986</b>										
Jan.	11	2292	12	4179	4	505	13	<b>3193</b>	14	4648
Feb.	10	1141	16	2646	7	<b>1191</b>	5	2038	12	4200
March	—	—	—	—	—	—	6	657	15	<b>4496</b>
April	—	—	—	—	—	—	6	1363	<b>10</b>	2381
Total	83	18413	<b>79</b>	<b>20979</b>	30	8152	71	<b>24955</b>	57	17104
Gross income/trip	222		265		272		351		300	
NON-MOTORIZED DINGHY										
1985	cc 1		c c 2		c c 3		c c 4		c c 5	
May	18	2186								
June	9	703								
July	17	1659								
August	—	—								
Sept.	15	1821	6	1400	13	1434	9	<b>985</b>		
Oct.	17	2373	11	<b>1289</b>	12	2078	16	3432		
Nov.	11	992	—	—	6	415	24	5736		
Dec.	18	2425	—	—	15	2286	14	<b>2649</b>	8	807
<b>1986</b>										
Jan.	18	<b>2391</b>	7	543	6	726	12	2345	7	1037
Feb.	21	<b>2859</b>	—	—	21	1831	<b>19</b>	<b>3925</b>	13	<b>987</b>
March	24	<b>2970</b>	20	<b>948</b>	22	<b>2059</b>	15	1788	15	877
April	23	5635	16	<b>1297</b>	11	3070	27	<b>3984</b>	16	1374
Total	191	26014	60	5477	106	13899	136	24884	59	5082
Gross income/trip (Rs)	136		91		131		183		86	

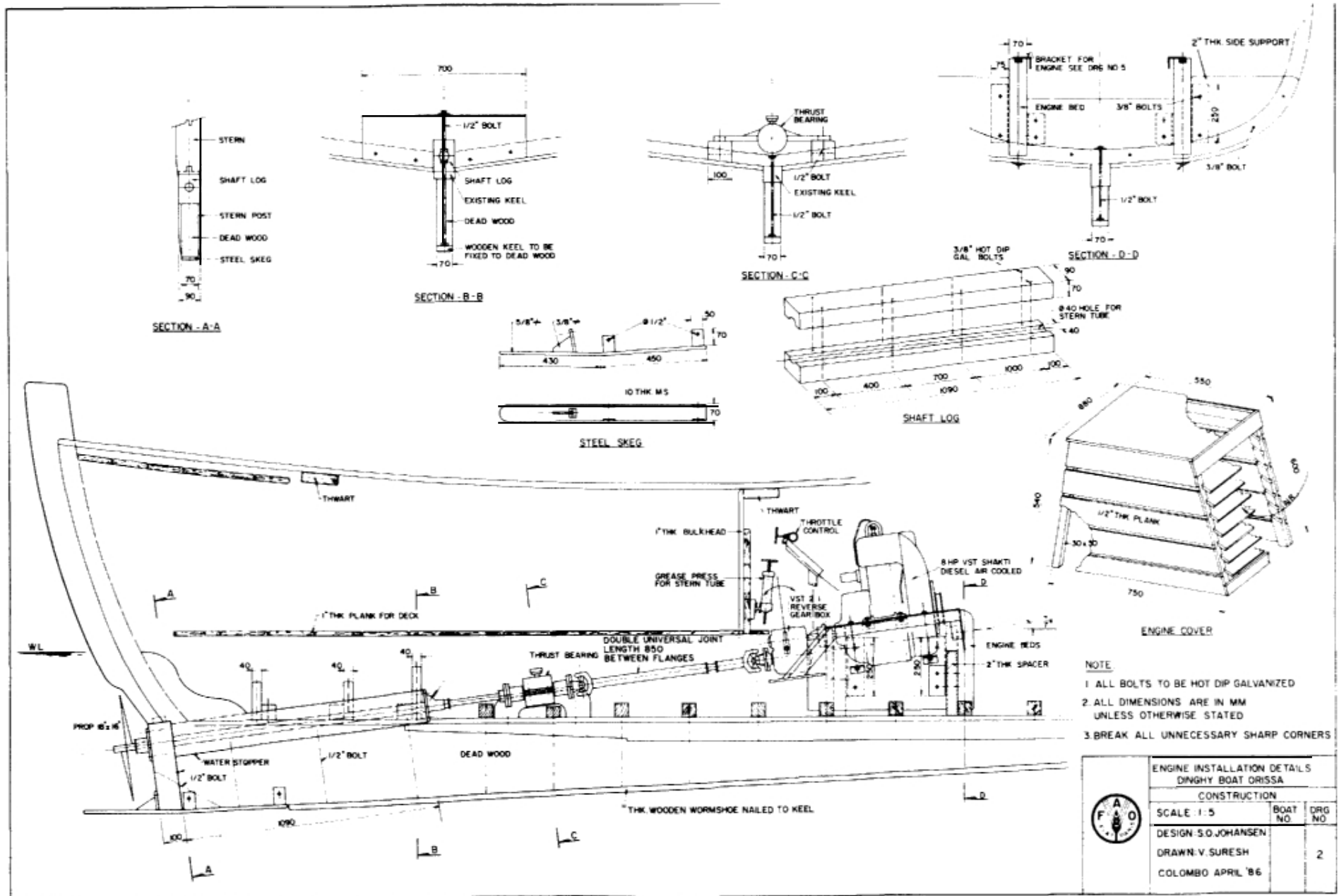
## Appendix 5

### SUPPLIERS OF EQUIPMENT

1. Engine gearbox : VST Tiller Tractors Ltd.  
No. 1 Dyavasundra Industrial Layout,  
Whitefield Road,  
Post Box No. 4801,  
Mahadevapura P.O.,  
Bangalore 560 048.
2. Sterngear and Propeller : Bharati Engineering Co  
35/B, Green Building,  
Moulana Azad Road,  
Bombay 110011.
3. Double universal joint : Agarawalla Auto Parts,  
OT Road, Balasore, Orissa.
4. Thrust Bearing : Balasore Automobile Works  
Balasore, Orissa.
5. Timber : Gitta Timber Co.  
Cinema Bazar,  
PO & District Balasore 756 003  
Orissa.
6. Stainless steel hose clamps : M. Shah & Company,  
1 Bonfield Lane,  
Calcutta 700 001.
7. Hot dip galvanized bolts : Calcutta Hardware & Syndicate  
32 Netaji Subhas Road,  
Calcutta.

GENERAL ARRANGEMENT: THE DINGHY

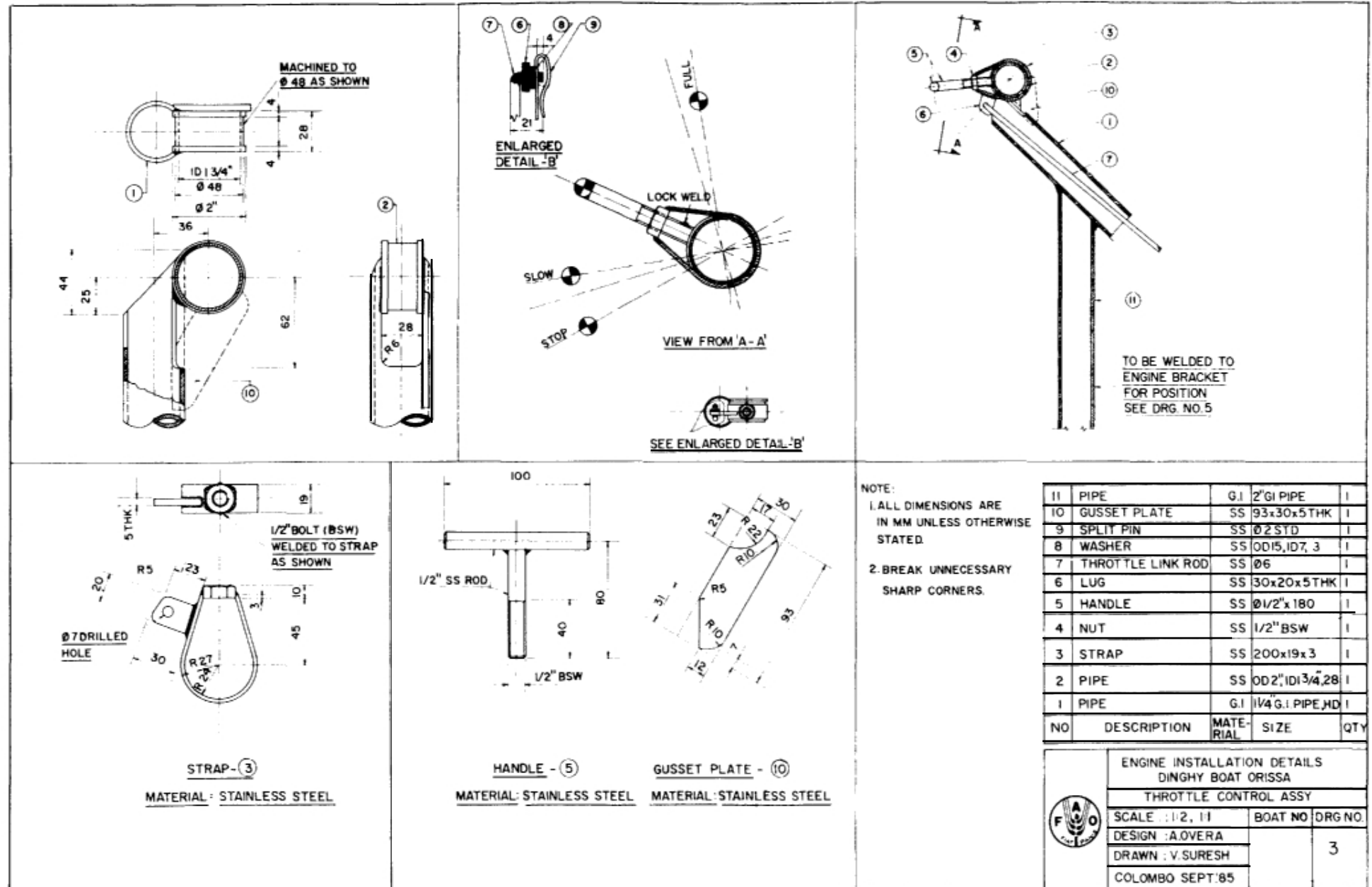




- NOTE**
- 1 ALL BOLTS TO BE HOT DIP GALVANIZED
  - 2 ALL DIMENSIONS ARE IN MM UNLESS OTHERWISE STATED
  - 3 BREAK ALL UNNECESSARY SHARP CORNERS

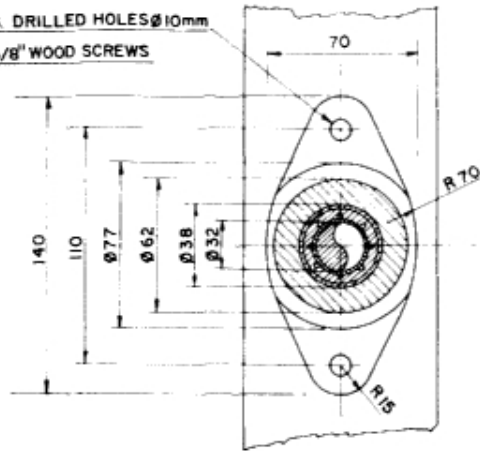
ENGINE INSTALLATION DETAILS DINGHY BOAT ORISSA			
CONSTRUCTION			
SCALE 1:5	BOAT NO	DRG NO	
DESIGN S.O. JOHANSEN			2
DRAWN V. SURESH			
COLOMBO APRIL '86			

THROTTLE CONTROL ASSEMBLY



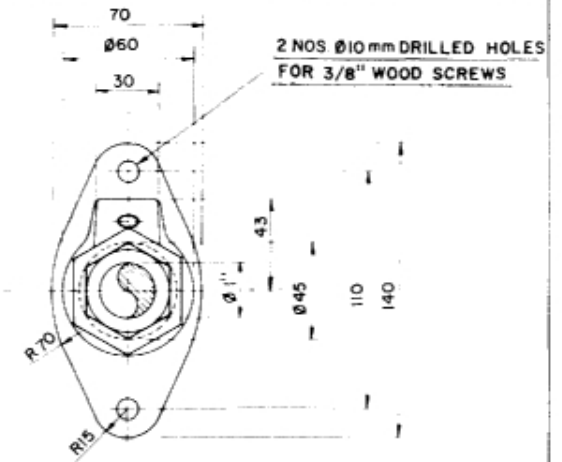
STERN TUBE

2 NOS. DRILLED HOLES @ 10mm  
FOR 3/8" WOOD SCREWS

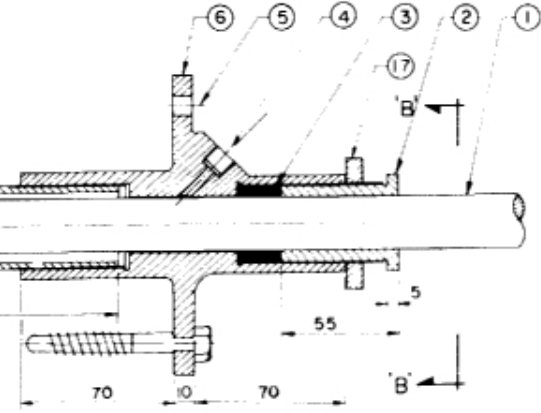
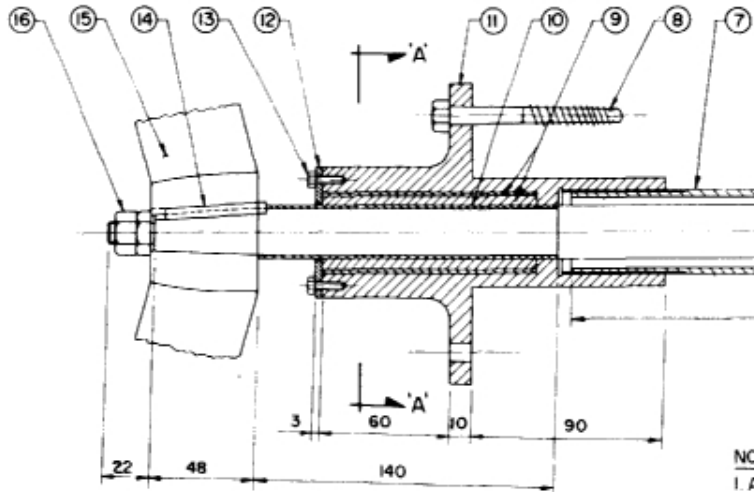


SECTION-AA

17	LOCKNUT	1/4 TPI	SS	1
16	NUT & LOCKNUT	M-10	SS	1 SET
15	PROPELLER	18" x 16"	Mn. BR.	1
14	KEY	6 x 6 x 50 L.	SS	1
13	HEX. HEAD SCREW	Ø 1/8" x 15 LONG	SS	4
12	LOCKING PLATE	Ø 62 x 3 THK	SS	1
11	STERN BUSH	AS PER DRG	BRONZE	1
10	SLEEVE	Ø 1" x 16 GAUGE 140 LONG	SS 316	1
9	RUBBERISED BRASS BUSH	AS PER DRG.	BRASS	1
8	WOOD SCREW	Ø 3/8" x 75 L.	SS	2
7	STERN TUBE	OD 1/2" x ID 1/4" 1120 LONG	BRASS	1
6	STUFFING BOX	AS PER DRG.	BRONZE	1
5	WOOD SCREW	Ø 3/8" x 75 L.	SS	2
4	STERN GREASER	-	-	1
3	GREASED GLAND PACKING	1/4" SQ	-	6 RINGS
2	STUFFED BOX CAP	AS PER DRG	BRONZE	1
1	PROPELLER SHAFT	Ø 1"	SS 304	1
ITEM NO	DESCRIPTION	SIZE	MAT	QTY



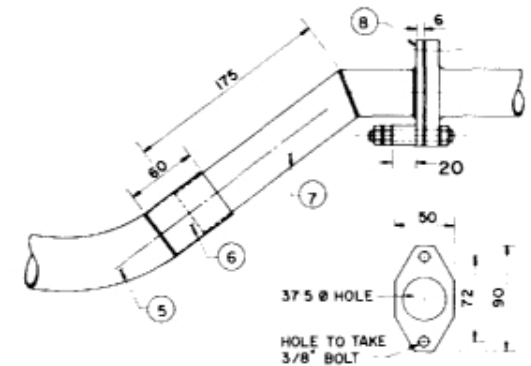
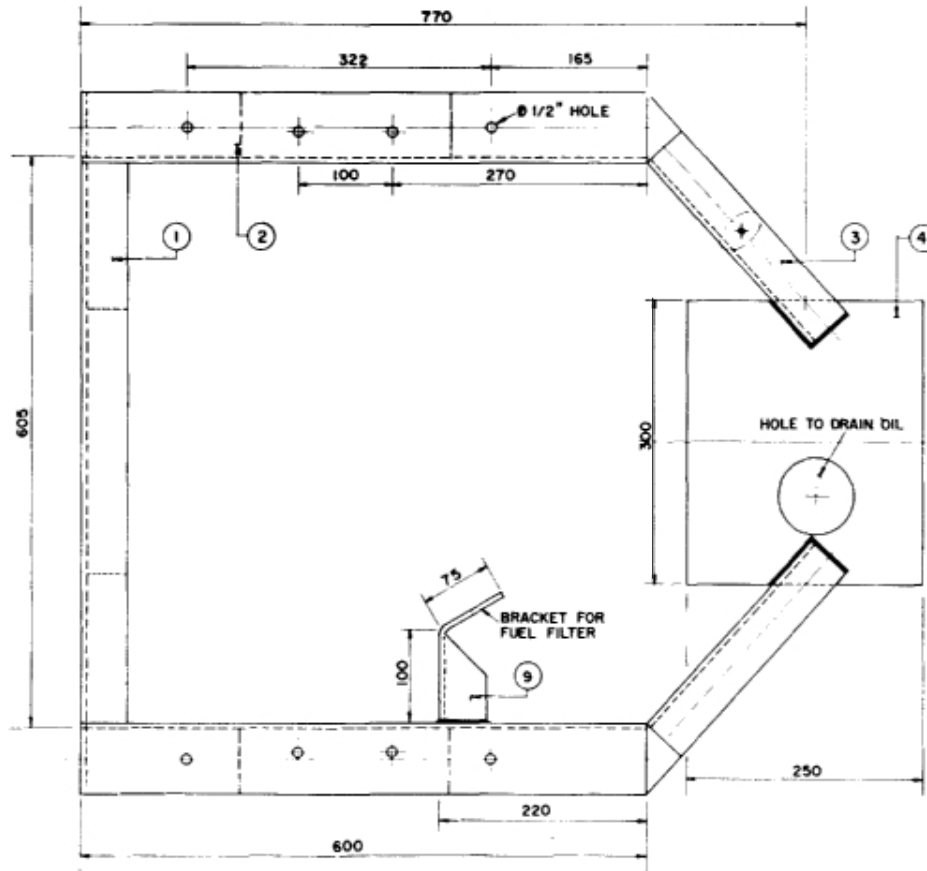
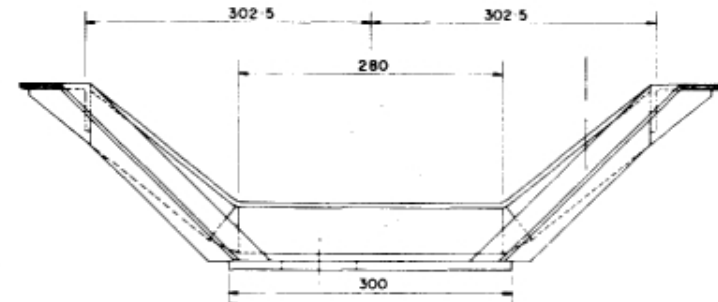
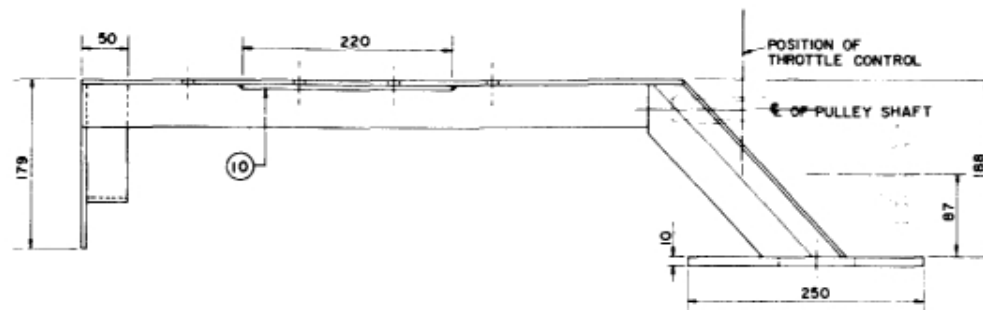
SECTION-BB



NOTE :-  
1. ALL DIMENSIONS ARE IN MM UNLESS OTHERWISE SPECIFIED.  
2. REMOVE ALL UNNECESSARY SHARP CORNERS

STERN TUBE FOR DHINGY BOATS	
ENGINE INSTALLATION DETAILS	
SCALE: 1:1	DRG. NO.
DESIGN: P.A. HEMMINGHYTH	4
DRAWN: D. KUPPAN	
MADRAS, AUGUST 1984	

BRACKET FOR ENGINE AND GEARBOX  
DETAIL OF EXHAUST FLANGE

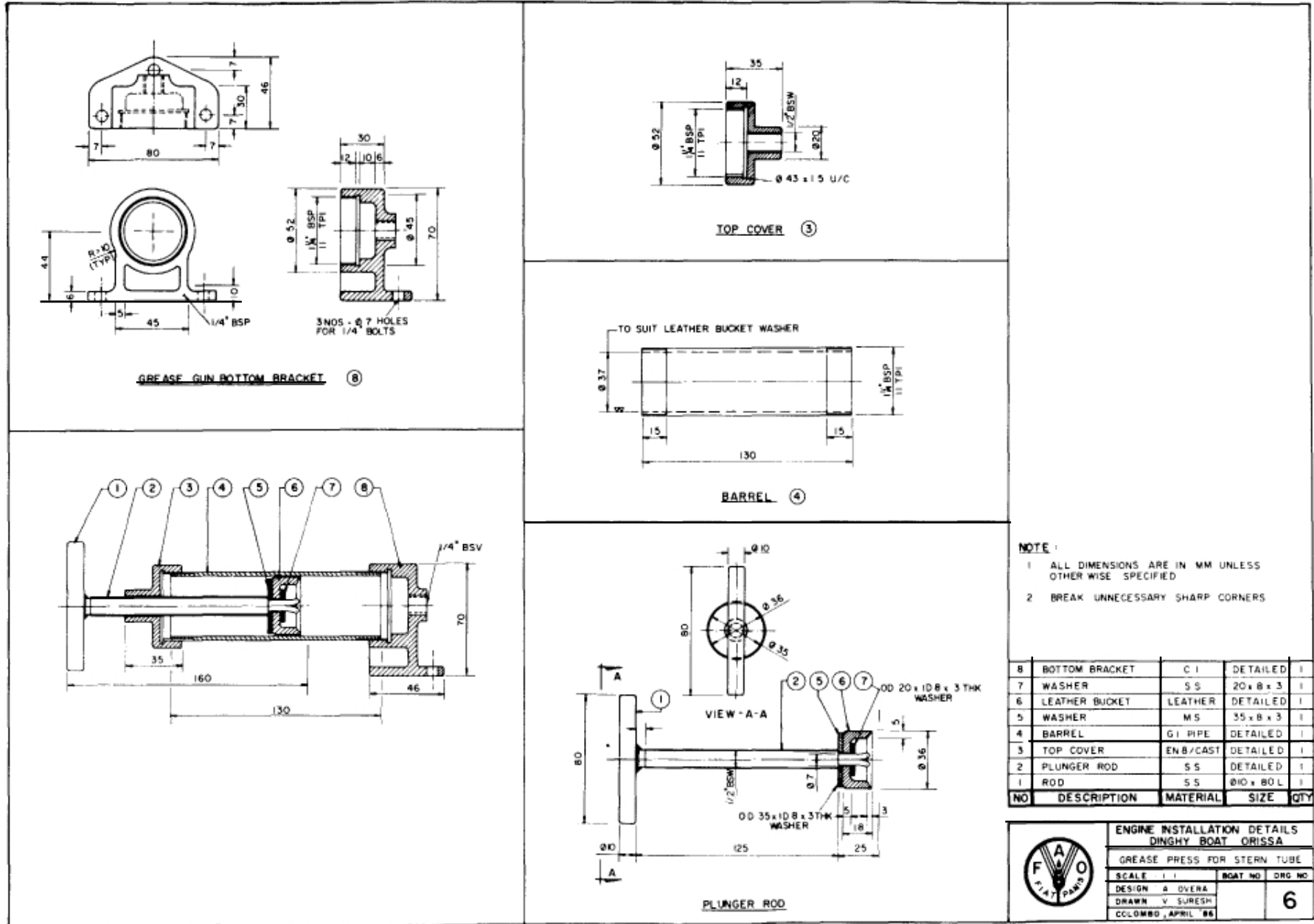


DETAIL OF EXHAUST FLANGE  
SCALE 1:2

NO	DESCRIPTION	MATERIAL	SIZE	QTY
10	FLAT STEEL	M.S	220x70x6	1
9	STEEL ANGLE	M.S	50x50x6	1
8	EXHAUST FLANGE	S.S	PER DETAIL	1
7	PIPE	S.S	1 1/2" OD	1
6	PIPE	S.S	2" OD	1
5	PIPE	G.I	2" OD	1
4	STEEL PLATE	M.S	300x250x10	1
3	STEEL ANGLE	M.S	50x50x6	2
2	STEEL ANGLE	M.S	75x50x6	2
1	STEEL ANGLE	M.S	50x50x6	1

- NOTE**
- ALL DIMENSIONS ARE IN MM UNLESS OTHERWISE STATED
  - BREAK ALL UNNECESSARY SHARP CORNERS

	ENGINE INSTALLATION DETAILS DINGHY BOAT ORISSA	
	BRACKET FOR ENGINE & GEARBOX DETAIL OF EXHAUST FLANGE	
	SCALE 1:25 1:2	BOAT NO. DRG NO.
	DESIGN - S.O JOHANSEN	
DRAWN - V. SURESH		5
COLOMBO, APRIL '88		



## *Publications of the Bay of Bengal Programme (BOBP)*

---

The BOBP brings out six types of publications:

Reports (BOBP/REP/. . .) describe and analyze completed activities such as seminars, annual meetings of BOBP's Advisory Committee, and projects in member-countries for which BOBP inputs have ended.

Working Papers (BOBP/WP/. . .) are progress reports that discuss the findings of ongoing BOBP work.

*Manuals and Guides* (BOBP/MAG/. . .) are instructional documents for specific audiences.

Miscellaneous Papers (BOBP/MIS/. . .) concern work not originated by BOBP — but which is relevant to the Programme's objectives.

*Information Documents* (BOBP/INF . . .) are bibliographies and descriptive documents on the fisheries of member-countries in the region.

Newsletters (Buy of Bengal News), issued quarterly, contain illustrated articles and featured in non-technical style on BOBP work and related subjects.

A list of publications follows.

### *Reports (BOBP/REP/ . . .)*

1. Report of the First Meeting of the Advisory Committee. Colombo, Sri Lanka, 28-29 October 1976. (Published as Appendix 1 of IOFC/DEV/78/44.1, FAO, Rome, 1978)
2. Report of the Second Meeting of the Advisory Committee. Madras, India, 29-30 June 1977. (Published as Appendix 2 of JOFC/DEV/78/44.1, FAO, Rome, 1978)
3. Report of the Third Meeting of the Advisory Committee. Chittagong, Bangladesh, 1-10 ~~November~~ 1978. Colombo, Sri Lanka, 1978. (Reissued Madras, India, September 1980)
4. Role of Women in Small-Scale Fisheries of the Bay of Bengal. Madras, India, October 1980.
5. Report of the Workshop on Social Feasibility in Small-Scale Fisheries Development. Madras, India, 3-8 September 1979. Madras, India, April 1980.
6. Report of the Workshop on Extension Service Requirements in Small-Scale Fisheries. Colombo, Sri Lanka, 8-12 October 1979. Madras, India, June 1980.
7. Report of the Fourth Meeting of the Advisory Committee. Phuket, Thailand, 27-30 November 1979. Madras, India, February 1980.
8. Pm-Feasibility Study of a Floating Fish Receiving and Distribution Unit for Dubla Char, Bangladesh. G. Eddie, M. T. Nathan. Madras, India, April 1980.
9. Report of the Training Course for Fish Marketing Personnel of Tamil Nadu. **Madras**, India, 3-14 December 1979. Madras, India, September 1980.
- 10.1 Report of the Consultation on Stock Assessment for Small-Scale Fisheries in the Bay of Bengal. Chittagong, Bangladesh, 16-21 June 1980. Volume 1: Proceedings. Madras, India, September 1980.
- 10.2 Report of the Consultation on Stock Assessment for Small-Scale Fisheries in the Bay of Bengal. Chittagong, Bangladesh, 16-21 June 1980. Volume 2: Papers. Madras, India, October 1980.
11. Report of the Fifth Meeting of the Advisory Committee. Penang, Malaysia, 47 November 1980. Madras, India, January 1981.
12. Report of the Training Course for Fish Marketing Personnel of Andhra Pradesh. Hyderabad, India, 1-26 November 1980. Madras, India, September 1981.
13. Report of the Sixth Meeting of the Advisory Committee. Colombo, Sri Lanka, 1-5 December 1981. Madras, India, February 1982.
14. Report of the First Phase of the "Aquaculture Demonstration for Small-Scale Fisheries Development **Project** in Phang Nga Province, Thailand. Madras, India, March 1982.
15. Report of the Consultation-cum-Workshop on Development of Activities for Improvement of Coastal **Fishing** Families. Dacca, Bangladesh, October 27-November 6, 1981. Madras, India, May 1982.
16. Report of the Seventh Meeting of the Advisory Committee. New Delhi, India, January 17-21, 1963. Madras, India, March 1983.
17. Report of Investigations to Improve the Kattumaram of India's East Coast. Madras, India, July 1964.
18. Motorization of Country Craft, Bangladesh. Madras, India, July 1984.
19. Report of the Eighth Meeting of the Advisory Committee. Dhaka, Bangladesh, January 16-19, 1984. Madras, India, **May** 1984.

20. Coastal Aquaculture Project for Shrimp and Finfish in Ban Mcribok, Kedah, Malaysia. Madras, India, December 1984.
21. Income-Earning Activitiw for Women from Fishing Communities in Sri Lanka. Edeltraud Drewes. Madras, India, September 1985.
22. Report of the Ninth Meeting of the Advisory Committee. Bangkok, Thailand, February 25-26, 1985. Madras, India, May 1985.
23. Summary Report of BOBP Fishing Trials and Demersal Resources Studies in Sri Lanka. Madras, India, March 1986.
24. Fisherwomen's Activities in Bangladesh: A Participatory Approach to Development. Patchanee Natpracha. Madras, India, May 1986.
25. Attempts to Stimulate Development Activities in Fishing Communities of Adirampattinam, India. Patchanee Natpracha, V.L.C. Pietersz. Madras, India, May 1986.
26. Report of the Tenth Meeting of the Advisory Committee. Male, Maldives. 17-18 February 1986. Madras, India, April 1986.
27. Activating Fisherwomen for Development through Trained Link Workers in Tamil Nadu, India. Edeltraud Drewes. Madras, India, May 1986.
28. Small-Scale Aquaculture Development Project in South Thailand: Results and Impact. E. Drewes. Madras, India, May 1986.
29. Towards Shared Learning: An Approach to Non-formal Adult Education for Marine Fisherfolk of Tamil Nadu, India. L. S. Saraswathi and Patchanee Natpracha. Madras, India, July 1986.
30. Summary Report of Fishing Trials with Large-Mesh Driftnets in Bangladesh. Madras, India, May 1986.
31. In-Service Training Programme for Marine Fisheries Extension Officers of Orissa, India. U. Tietze. Madras, India, August 1986.

#### **Working Papers (BOBP/ WP/ . . . .)**

1. Investment Reduction and Increase in Service Life of Kattumaram Logs. R. Balan. Madras, India, February 1980.
2. Inventory of Kattumarams and their Fishing Gear in Andhra Pradesh and Tamil Nadu. T. R. Menon. Madras, India, October 1980.
3. Improvement of Large-Mesh Driftnets for Small-Scale Fisheries in Sri Lanka. G. Pajot. Madras, India, June 1980.
4. Inboard Motorisation of Small G.R.P. Boats in Sri Lanka. Madras, India, September 1980.
5. Improvement of Large-Mesh Driftnets for Small-Scale Fisheries in Bangladesh. G. Pajot. Madras, India, September 1980.
6. Fishing Trials with Bottom-Set Longlines in Sri Lanka. G. Pajot, K. T. Weerasooriya. Madras, India, September 1980.
7. Technical Trials of Beachcraft Prototypes in India. O. Gulbrandsen, G. P. Gowing, R. Ravikumar. Madras, India, October 1980.
8. Current Knowledge of Fisheries Resources in the Shelf Area of the Bay of Bengal. B. T. Antony Raja. Madras, India, September 1980.
9. Boatbuilding Materials for Small-Scale Fisheries in India. Madras, India, October 1980.
10. Fishing Trials with High-Opening Bottom Trawls in Tamil Nadu, India. G. Pajot, John Crockett. Madras, India, October 1980.
11. The Possibilities for Technical Cooperation between Developing Countries (TCDC) in Fisheries. E. H. Nichols. Madras, India, August 1981.
12. Trials in Bangladesh of Large-Mesh Driftnets of Light Construction. G. Pajot, T. K. Das. Madras, India, October 1981.
13. Trials of Two-Boat Bottom Trawling in Bangladesh. G. Pajot, J. Crockett. Madras, India, October 1982.
14. Three Fishing Villages in Tamil Nadu. Edeltraud Drewes. Madras, India, February 1982.
15. Pilot Survey of Driftnet Fisheries in Bangladesh. M. Bergstrom. Madras, India, May 1982.
16. Further Trials with Bottom Longlines in Sri Lanka. Madras, India, July 1982.
17. Exploration of the Possibilities of Coastal Aquaculture Development in Andhra Pradesh. Soleh Samsi, Sihar Siregar and Martono. Madras, India, September 1982.
18. Review of Brackishwater Aquaculture Development in Tamil Nadu. Kasemsant Chalayondeja and **Anant Saraya**. Madras, India, August 1982.
19. Coastal Village Development in Four Fishing Communities of Adirampattinam, Tamil Nadu, India. F. W. Blase. Madras, India, December 1982.

20. Further Trials of Mechanized Trawling for Food Fish in Tamil Nadu. G. Pajot, J. Crockett, S. Pandurangan, P. V. Ramamoorthy. Madras, India, December 1982.
21. Improved Deck Machinery and Layout for Small Coastal Trawlers. G. Pajot, J. Crockett, S. Pandurangan and P. V. Ramamoorthy. Madras, India, June 1983.
22. The Impact of Management Training on the Performance of Marketing Officers in State Fisheries Corporations. U. Tietze. Madras, India, June 1983.
23. Review of Experiences with and Present Knowledge about Fish Aggregating Devices. M. Bergstrom. Madras, India, November 1983.
24. Traditional Marine Fishing Craft and Gear of Orissa. P. Mohapatra. Madras, India, April 1986.
25. Fishing Craft Development in Kerala: Evaluation Report. O. Gulbrandsen. Madras, India, June 1984.
26. Commercial Evaluation of IND-13 Beachcraft at Uppada, India. R. Ravikumar. Madras, India, June 1984.
27. Reducing Fuel Costs of Small Fishing Boats O. Gulbrandsen. Madras, India, July 1986.
28. Fishing Trials with Small-Mesh Driftnets in Bangladesh. G. Pajot and T. K. Das. Madras, India, March 1984.
29. Artisanal Marine Fisheries of Orissa: a Techno-Demographic Study. M. H. Kalavathy and U Tietze. Madras, India, December 1984.
30. Mackerels in the Malacca Straits. Colombo, Sri Lanka, February 1985.
31. Tuna Fishery in the EEZs of India, Maldives and Sri Lanka. Colombo, Sri Lanka, February 1985.
32. Pen Culture of Shrimp in the Backwaters of Killai, Tamil Nadu: A Study of Techno-economic and Social Feasibility. Rathindra Nath Roy, Madras, India, January 1985.
33. Factors that Influence the Role and Status of Fisherwomen. Karuna Anbarasan. Madras, India, April 1985.
34. Pilot Survey of Set Bagnet Fisheries of Bangladesh. Abul Kashem. Madras, India, August 1985.
35. Pen Culture of Shrimp in the Backwaters of Killai, Tamil Nadu. M. Karim and S. Victor Chandra Bose. Madras, India, May 1985.
36. Marine Fishery Resources of the Bay of Bengal. K. Sivasubramaniam. Colombo, Sri Lanka, October 1985.
37. A Review of the Biology and Fisheries of *Hilsa ilisha* in the Upper Bay of Bengal. B. T. Antony Raja. Colombo, Sri Lanka, October 1985.
38. Credit for Fisherfolk: The Experience in Adirampattinam, Tamil Nadu, India. R. S. Anbarasan and Ossie Fernandez. Madras, India, March 1986.
39. The Organization of Fish Marketing in Madras Fishing Harbour. M. H. Kalavathy. Madras, India, September 1985.
40. Promotion of Bottom Set Longlining in Sri Lanka. K. T. Weerasooriya, S. S. C. Pieris, M. Fonseka. Madras, India, August 1985.
41. The Demersal Fisheries of Sri Lanka. K. Sivasubramaniam and R. Maldeniya. Madras, India, December 1985.
42. Fish Trap Trials in Sri Lanka. (Based on a report by T. Hammerman). Madras, India, January 1986.
43. Demonstration of Simple Hatchery Technology for Prawns in Sri Lanka. Madras, India, June 1986.
44. Pivoting Engine Installation for Beachlanding Boats. A. Overa, R. Ravikumar. Madras, India, June 1986.
45. Further Development of Beachlanding Craft in India and Sri Lanka. A. Overa, R. Ravikumar, O. Gulbrandsen, G. Gowing. Madras, India, July 1986.
46. Experimental Shrimp Farming in Ponds in Polekurru, Andhra Pradesh, India. J. A. J. Janssen, T. Radhakrishna Murthy, B. V. Raghavulu, V. Sreekrishna. Madras, India, July 1986.
47. Growth and Mortality of the Malaysian Cockle (*Anadara Granosa*) under Commercial Culture: Analysis through Length-Frequency Data. Ng Fong Oon. Madras, India, July 1986.
48. Fishing Trials with High-Opening Bottom Trawls from Chandipur, Orissa, India. G. Pajot and B. B. Mohapatra. Madras, India, November 1986.
50. Experiences with Manually Operated Net-Braiding Machine in Bangladesh. B.C. Gillgren. Madras, India, November 1986.
51. Hauling Devices for Beachlanding Craft. A. Overa, P. A. Hemminghyth. Madras, India, August 1986.
53. Atlas of Deep Water Demersal Fishery Resources in the Bay of Bengal. T. Nishida and K. Sivasubramaniam, Colombo, Sri Lanka, September 1986.

*Manuals and Guides (BOBP/MAG/ . . . .)*

1. Towards Shared Learning: Non-formal Adult Education for Marine Fisherfolk. Trainers Manual. Madras, India, June 1985.

2. Towards Shared Learning: Non-formal Adult Education for Marine Fisherfolk. Animators Guide. Madras, India, June 1985.
3. Fishery Statistics on the Microcomputer: A BASIC Version of Hasselblad's NORMSEP Program. D. Pauly, N. David, J. Hertel-Wulff. Colombo, Sri Lanka, June 1986.

*Miscellaneous Papers (BOBP/MIS/ . . .)*

1. Fishermen's Cooperatives in Kerala: A Critique. John Kurien. Madras, India, October 1980.
2. Consultation on Social Feasibility of Coastal Aquaculture. Madras, India, 26 November-1 December 1984. Madras, India, November 1985.
3. Studies on Mesh Selectivity and Performance: the New Fish-cum-Prawn Trawl at Pesalai, Sri Lanka. M.S.M. Siddeek. Madras, India, September 1986.
4. Motorization of Dinghy Boats in Kasafal, Orissa. S. Johansen and O. Gulbrandsen. Madras, India, November 1986.

*Information Documents (BOBP/INF/ . . .)*

1. Women and Rural Development in the Bay of Bengal Region: Information Sources. Madras, India, February 1982.
2. Fish Aggregation Devices: Information Sources. Madras, India, February 1982.
3. Marine Small-Scale Fisheries of India: A General Description. Madras, India, March 1983.
4. Marine Small-Scale Fisheries of Andhra Pradesh: A General Description. Madras, India, June 1983.
5. Marine Small-Scale Fisheries of Tamil Nadu: A General Description. Madras, India, December 1983.
6. Marine Small-Scale Fisheries of Sri Lanka: A General Description. Madras, India, November 1984.
7. Marine Small-Scale Fisheries of Orissa: A General Description. Madras, India, December 1984.
8. Marine Small-Scale Fisheries of Bangladesh: A General Description. Madras, India, September 1985.
9. Food and Nutrition Status of Small-Scale Fisherfolk in India's East Coast States: A Desk Review and Resource Investigation. V. Bhavani. Madras, India, April 1986.

*Newsletters (Bay of Bengal News) :*

23 issues quarterly from January 1981 to September 1986.