



HOW TO USE ICE BOX ON NAVAS



BAY OF BENGAL PROGRAMME


POST-HARVEST
FISHERIES
PROJECT

Overseas Development Administration

HOW TO USE YOUR ICE BOX

1. Install Ice Box on Boat

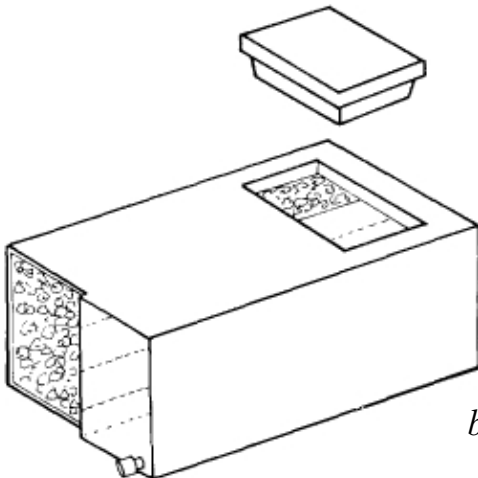
- a. Below the thwarts*
- b. Lid to be kept between thwarts and easily accessible*



- c. Drain plug towards the back of the boat*
- d. As a semi-permanent installation.*

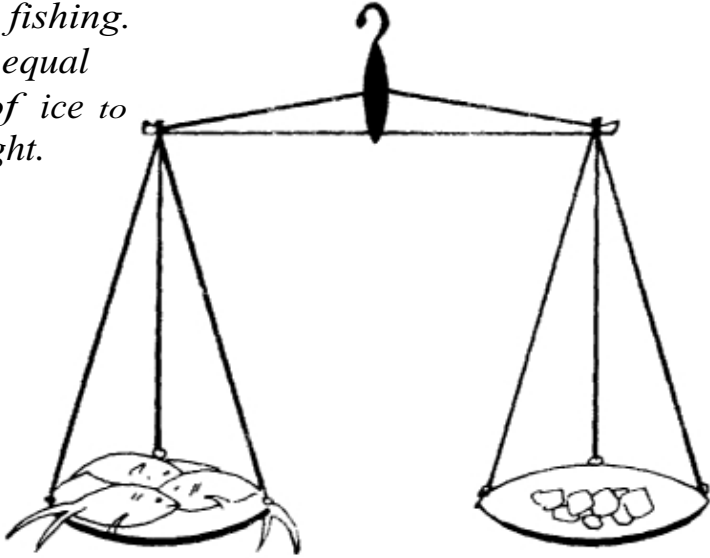
2. Put crushed ice in Box

- a. On the side of the box without drain plug.*

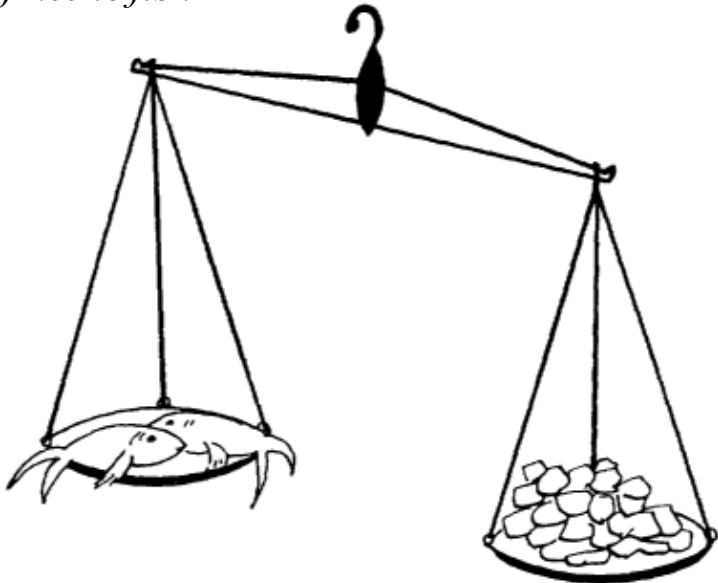


- b. At least 50 kgs of Ice.*


- c. *For day fishing.
At least equal
weight of ice to
fish caught.*



- d. *For voyage
fishing two times the
weight of ice to fish*

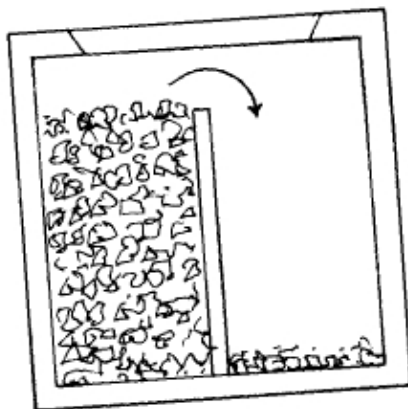


3. *Haul the net every 4 - 5 hours.*

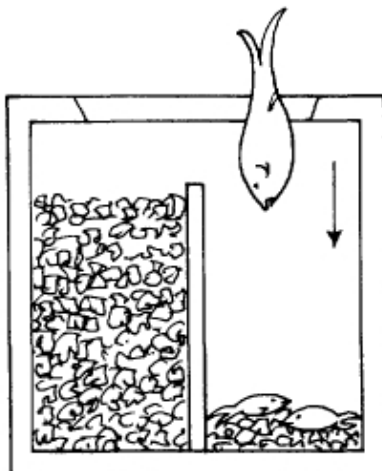


4. *Place fish in ice immediately after hauling net*

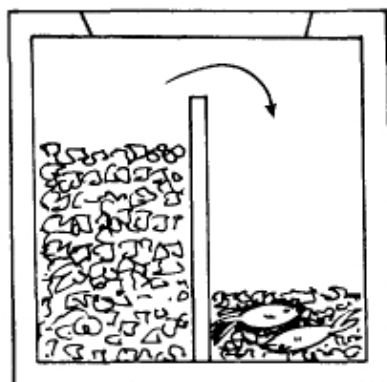
a. *Transfer some ice to other side of box (2 " layer)*



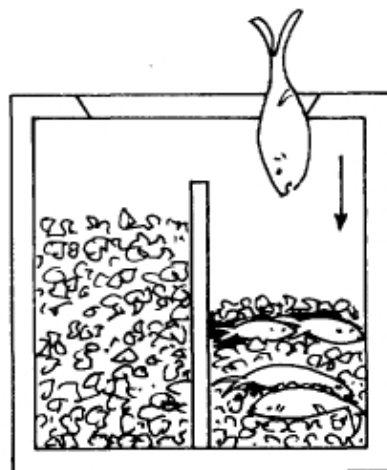
b. *Put one layer of fish on the ice.*




c. *Cover the fish with ice.*




d. *Put another layer of fish in box*




e. *Cover the fish with more ice*




f. *When one half of the box becomes full use remaining ice for storing fish in same way in the other half of the box.*




g. *Continue until all fish are in the box. Cover the top layer of fish with ice.*



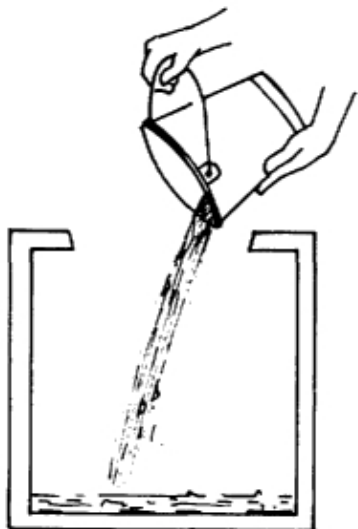
5. *Open drain plug*



6. *Keep the lid closed when not loading or unloading fish/ice*




7. *Wash the box regularly with detergent and remove dirty/used ice.*



AFTER CATCHING YOUR FISH, REMEMBER:

*“Keep your fish fresh in ice!
—By stopping it spoil
You’re increasing its price!”*

*If you are interested in obtaining
an we box, please consult your
local fish sheries officer.*



For further information contact

BOBP/ODA, Post Bag 1054. 91. St. Mary's Road, Abhiramapuram
Madras 600 018. India.

Phone : 836294 836096, 836188

Telex: 41-8311 BOBP, Fax:836102