



# State of World Fisheries and Aquaculture 2012

Welcome to the 30<sup>th</sup> Session of COFI  
9 - 13 July 2012

## The State of World Fisheries and Aquaculture 2012



# State of World Fisheries and Aquaculture 2012



## Major changes over last 15 years


Rising **demand** for fish & fishery products

Increase in global aquaculture **production**

Growth in world **trade** of fish & fishery products

Global call for responsible **governance**

# State of World Fisheries and Aquaculture 2012



World review

Selected issues

Highlights of special studies

Outlook

## World review

### Fish as food

128 million tonnes

Record 18.4 kg/capita

47% from aquaculture

15% of animal protein for  
4.3 billion people

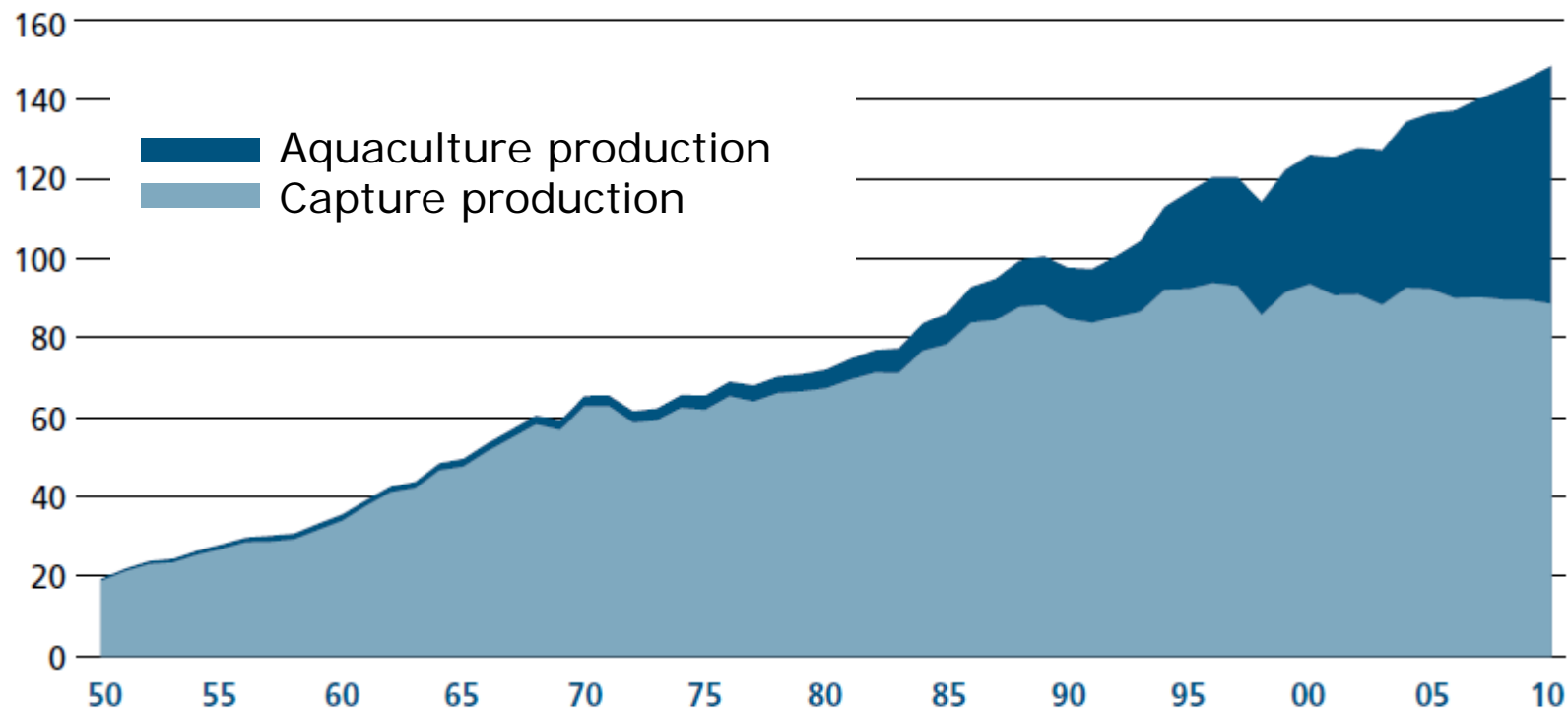


# State of World Fisheries and Aquaculture 2012

## World review

World capture fisheries and aquaculture production

Million tonnes



## World review

### Global production

148.5 million tonnes total

Total value US\$217.5 billion

Capture : 88.6 million tonnes

- ◆ marine: 77.4 million
- ◆ inland : 11.2 million

Aquaculture : 59.9 million tonnes



## World review

### Marine capture fisheries

77.4 million tonnes

Variations in catch trends

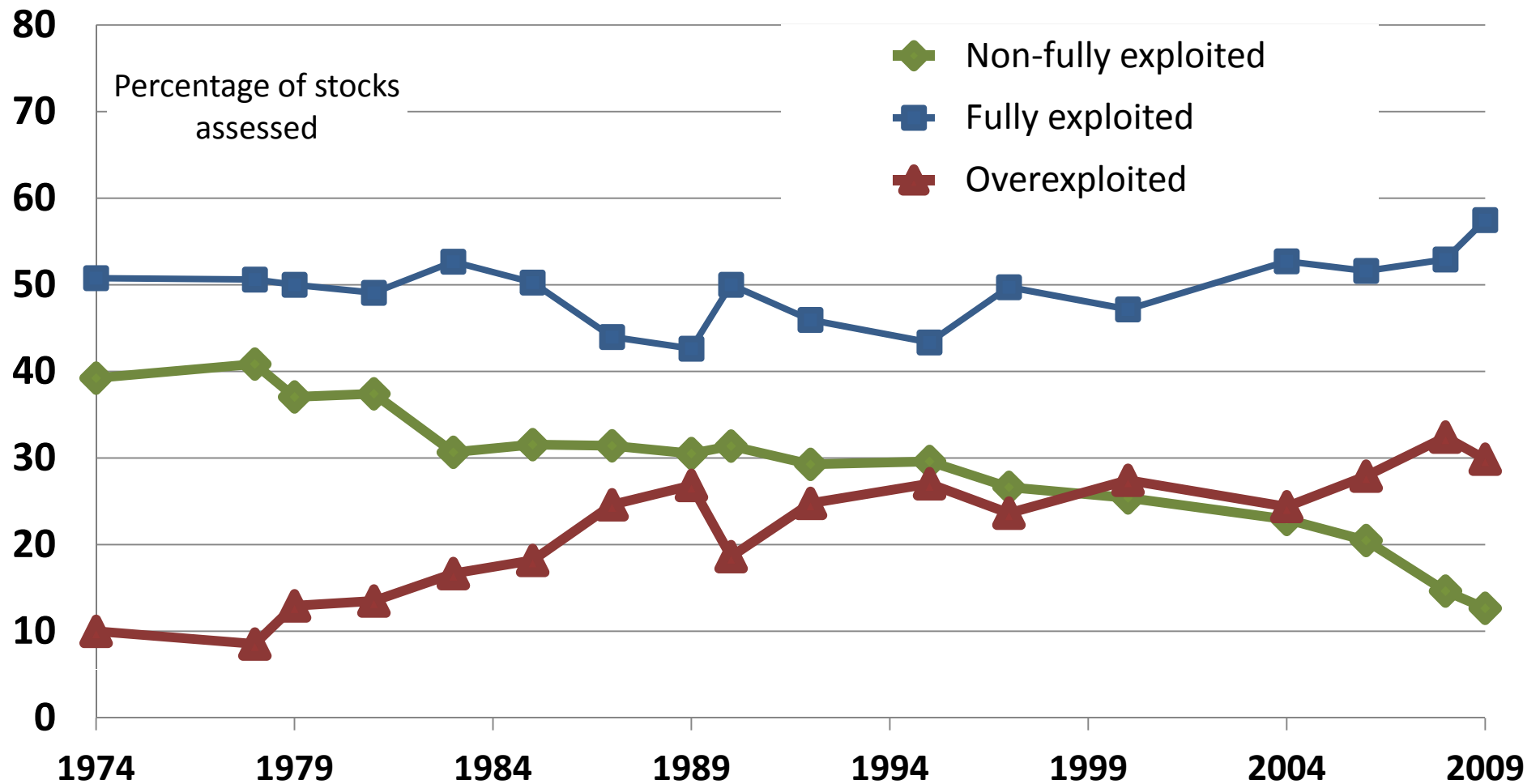
27% from Northwest Pacific



# State of World Fisheries and Aquaculture 2012

## World review

### Global trends in the state of world marine stocks since 1974



## World review

### Inland fisheries

>11 million tonnes

Catch statistics poor

Resources vulnerable  
to habitat degradation

Contribution to food & nutrition  
security underestimated



## World review

### Aquaculture

Fastest-growing food sector  
annual growth rate 8.8%

59.9 million tonnes in 2010

Value US\$119 billion

China produces >60% total



## World review

### **Fishers & fish farmers**

Major growth in employment

Nearly 55 million –  
mostly small-scale

Including secondary sector –  
over half women

10-12% world's population  
depend on fisheries



## World review

### Fishing fleets

4.3 million fishing vessels

74% in marine waters

60% powered by engines

- 86% less than 12m
- <2% industrial



## World review

### Fish trade

Global trade worth  
US\$ 109 billion 2010

38% exported

Developing countries account for  
over 50% world fish exports

China leading exporter valued over  
US\$ 13.3 billion



## World review

### Governance and policy

#### Rio+20

'Greening the blue'

#### Small-scale fisheries

Recognizing role to food security & poverty alleviation

#### Regional Fishery Bodies

New bodies helping to meet challenge of strengthening performance



## World review

### Governance and policy

#### Combating IUU fishing

Port State Measures a potent tool

#### Aquaculture

Significant progress in governance with best management practices

Challenges to develop sustainable policies, strategies, plans

## Selected Issues

Mainstreaming  
gender

Disaster  
preparedness  
& response

Managing  
recreational  
fisheries

Low-impact  
fuel-efficient  
fishing

Ecosystem  
approach  
to fisheries  
& aquaculture

# State of World Fisheries and Aquaculture 2012

## Selected Highlights

Effects of  
fisheries  
management  
policies on  
fishing safety

Food safety:  
critical for food  
& nutrition  
security

Marine  
Protected Areas:  
tool for  
ecosystem approach  
to fisheries

Demand & supply  
of aquafeed  
& feed ingredients

OECD-FAO  
Agricultural  
Outlook

Global guidelines  
on ecolabelling  
& certification

## Outlook

### **Role of capture fisheries – opportunities & challenges**

Changes in economies, markets, resources

World population growth & increased demand for fish

Action needed to promote sustainable fisheries  
including through *FAO Code of Conduct for  
Responsible Fisheries*

# State of World Fisheries and Aquaculture 2012

## Global challenges & opportunities

Key contribution of aquaculture

Opportunities for increased livelihood and food security

Need for responsible actions and responses



شكراً!

谢谢!

Thank you!

Merci!

¡Gracias!

Спасибо