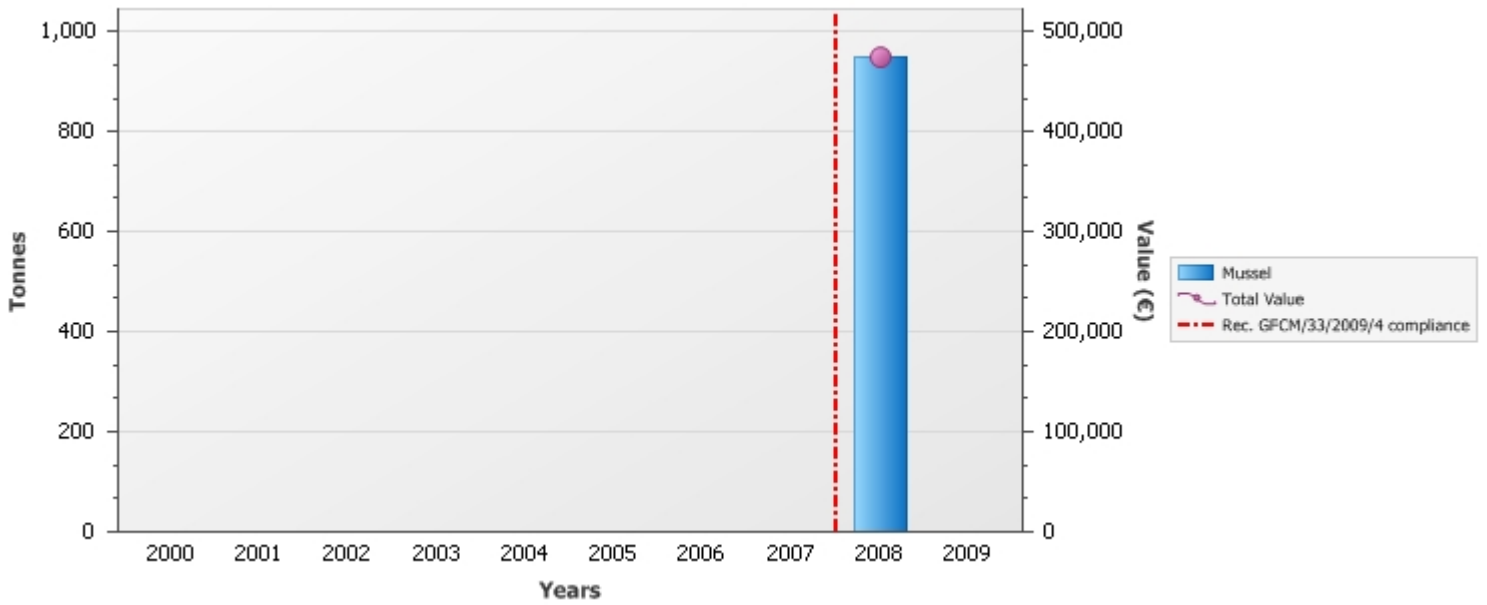


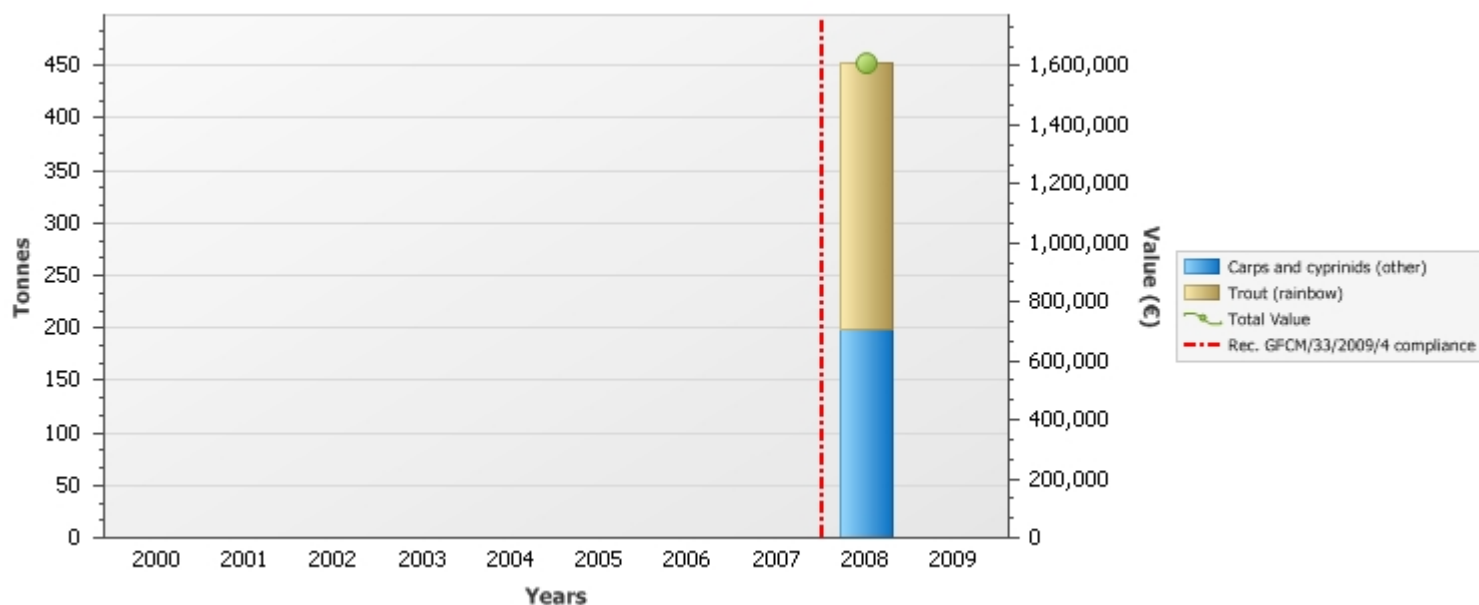
Albania Product for consumption (Ongrowing) - Brackish water

Species	Data	2008
Mussel	Production	950
	Value	475000



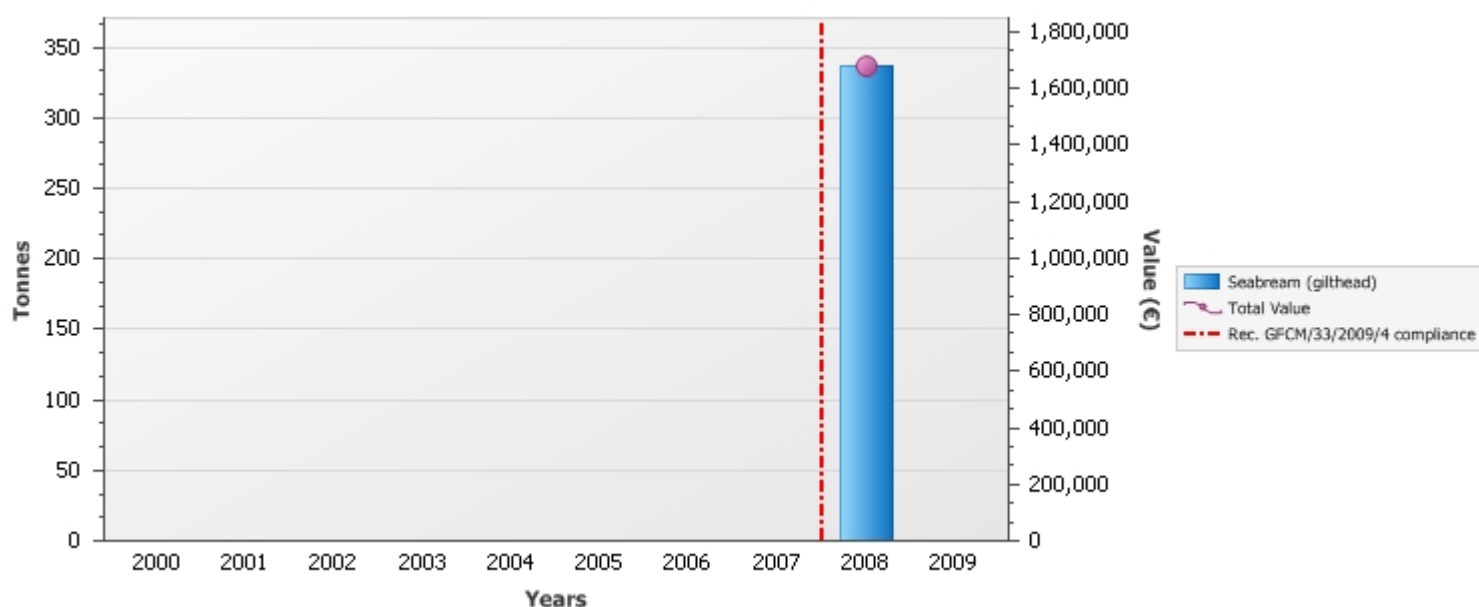
Albania Product for consumption (Ongrowing) - Fresh water

Species	Data	2008
Trout (rainbow)	Production	254
	Value	1014800
Carps and cyprinids (other)	Production	199
	Value	597000
Grand Total	Production	453
	Value	1611800



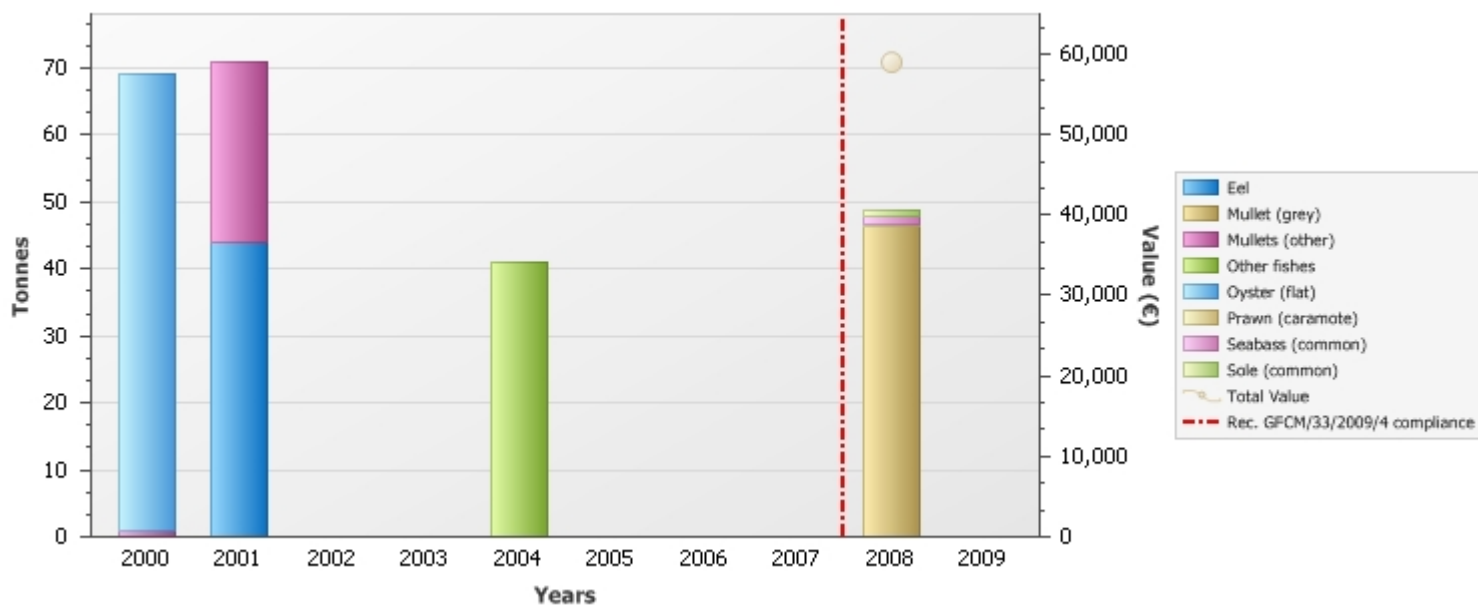
Albania Product for consumption (Ongrowing) - Marine water

Species	Data	2008
Seabream (gilthead)	Production	337
	Value	1680000



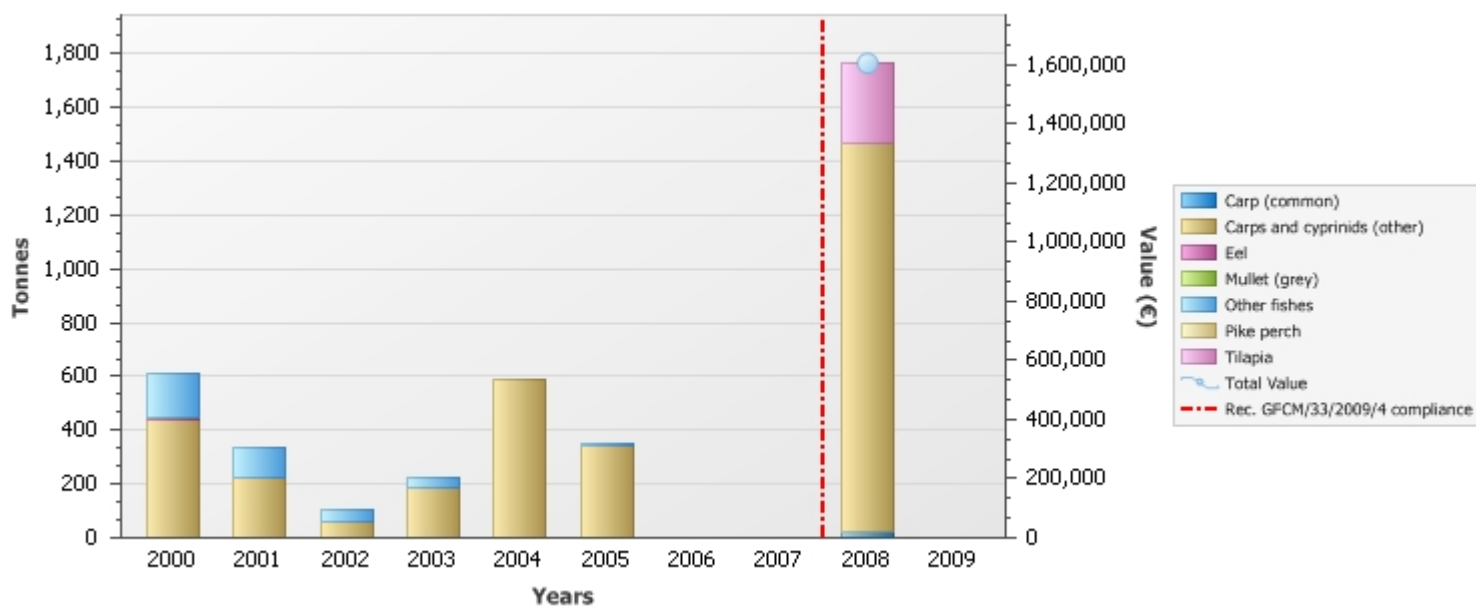
Algeria Product for consumption (Ongrowing) - Brackish water

Species	Data	2000	2001	2004	2008
Sole (common)	Production	n/a	n/a	n/a	0.81
	Value	n/a	n/a	n/a	4455
Seabass (common)	Production	n/a	n/a	n/a	1.3
	Value	n/a	n/a	n/a	5200
Prawn (caramote)	Production	n/a	n/a	n/a	0.3
	Value	n/a	n/a	n/a	3000
Oyster (flat)	Production	68	n/a	n/a	n/a
	Value	0	n/a	n/a	n/a
Other fishes	Production	n/a	n/a	41	n/a
	Value	n/a	n/a	0	n/a
Mullet (other)	Production	1	27	n/a	n/a
	Value	0	0	n/a	n/a
Mullet (grey)	Production	n/a	n/a	n/a	46.4
	Value	n/a	n/a	n/a	46400
Eel	Production	n/a	44	n/a	n/a
	Value	n/a	0	n/a	n/a
Grand Total	Production	69	71	41	48.81
	Value	0	0	0	59055



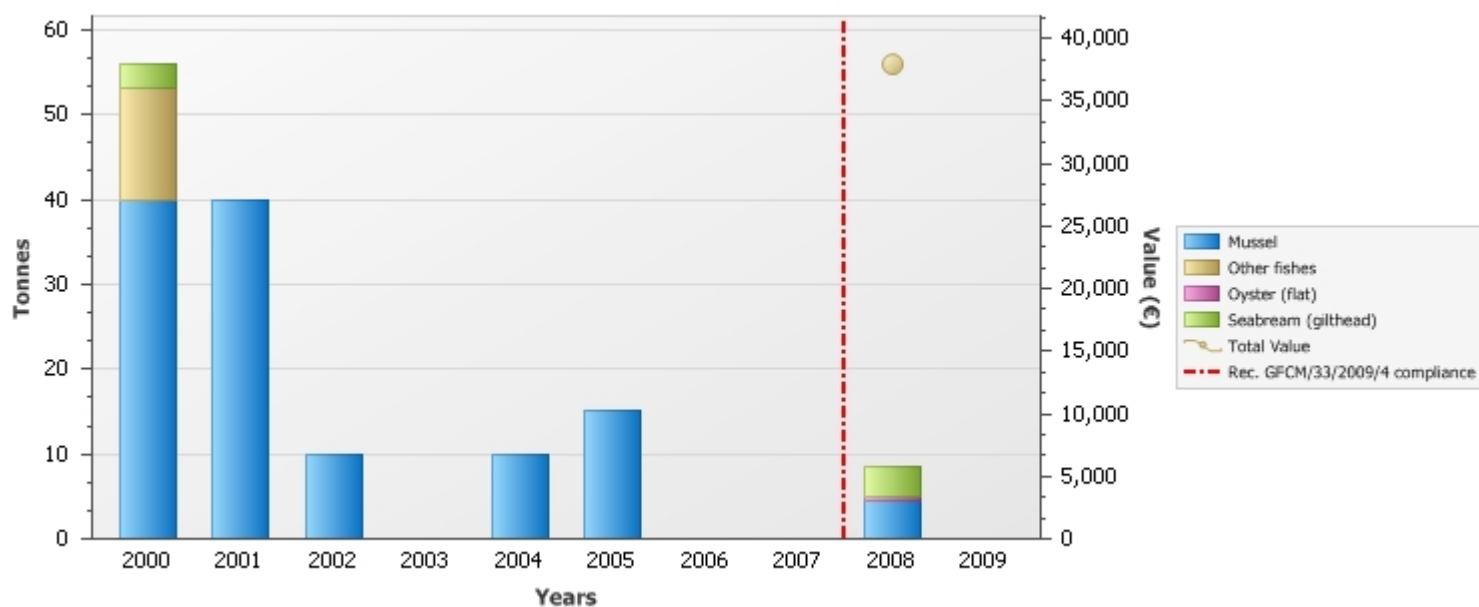
Algeria Product for consumption (Ongrowing) - Fresh water

Species	Data	2000	2001	2002	2003	2004	2005	2008
Tilapia	Production	n/a	n/a	n/a	n/a	n/a	n/a	296.8
	Value	n/a	n/a	n/a	n/a	n/a	n/a	717000
Pike perch	Production	n/a	n/a	n/a	n/a	n/a	n/a	0.48
	Value	n/a	n/a	n/a	n/a	n/a	n/a	7200
Other fishes	Production	160	111	43	39	n/a	10	n/a
	Value	0	0	0	0	n/a	0	n/a
Mullet (grey)	Production	n/a	n/a	n/a	n/a	n/a	n/a	5.3
	Value	n/a	n/a	n/a	n/a	n/a	n/a	5300
Eel	Production	14	n/a	n/a	n/a	n/a	n/a	n/a
	Value	0	n/a	n/a	n/a	n/a	n/a	n/a
Carps and cyprinids (other)	Production	436	223	59	186	590	343	1444.83
	Value	0	0	0	0	0	0	866898
Carp (common)	Production	n/a	n/a	n/a	n/a	n/a	n/a	20.36
	Value	n/a	n/a	n/a	n/a	n/a	n/a	12216
Grand Total	Production	610	334	102	225	590	353	1767.77
	Value	0	0	0	0	0	0	1608614



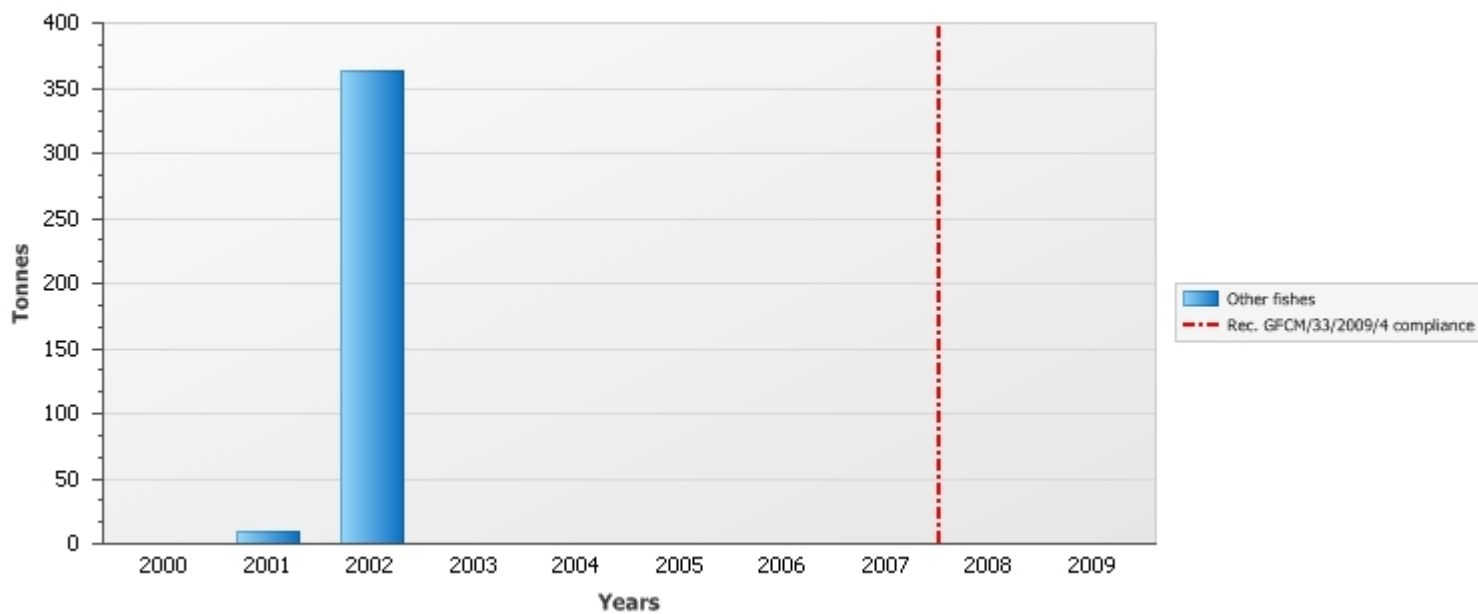
Algeria Product for consumption (Ongrowing) - Marine water

Species	Data	2000	2001	2002	2004	2005	2008
Seabream (gilthead)	Production	3	n/a	n/a	n/a	n/a	3.49
	Value	0	n/a	n/a	n/a	n/a	17450
Oyster (flat)	Production	n/a	n/a	n/a	n/a	n/a	0.37
	Value	n/a	n/a	n/a	n/a	n/a	2220
Other fishes	Production	13	n/a	n/a	n/a	n/a	n/a
	Value	0	n/a	n/a	n/a	n/a	n/a
Mussel	Production	40	40	10	10	15	4.58
	Value	0	0	0	0	0	18320
Grand Total	Production	56	40	10	10	15	8.44
	Value	0	0	0	0	0	37990



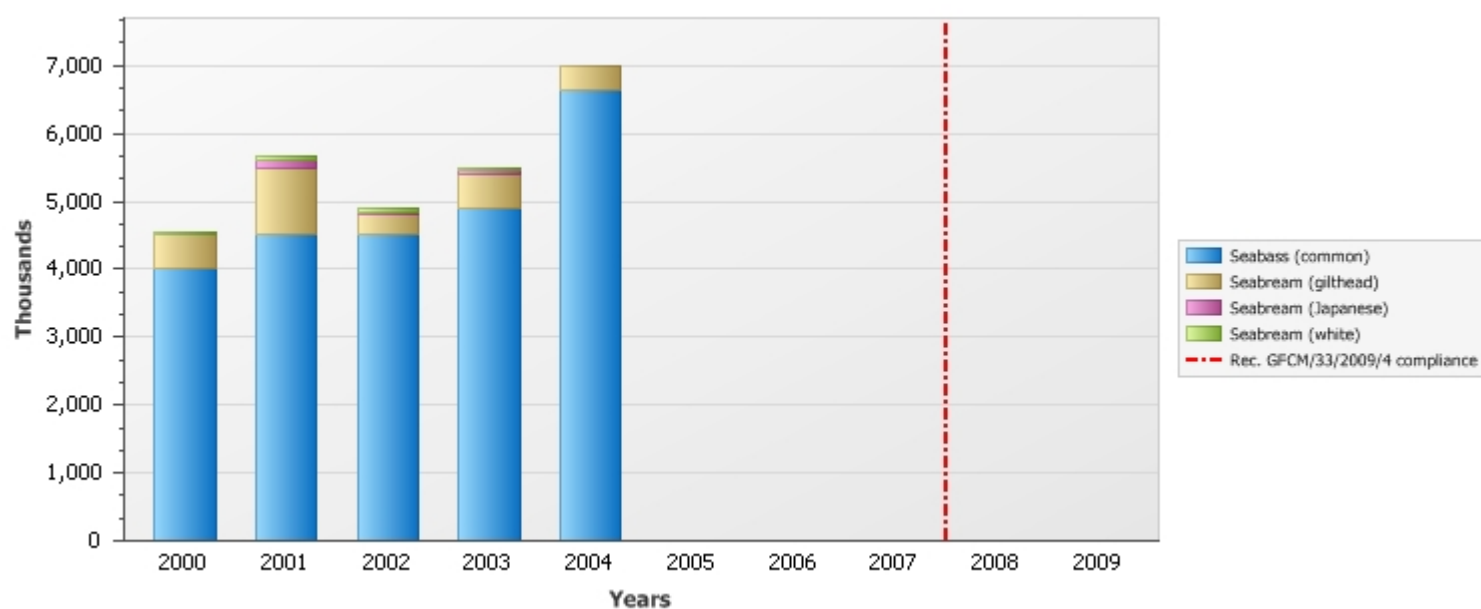
Algeria Product for consumption (Ongrowing) - Others

Species	Data	2001	2002
Other fishes	Production	9	364
	Value	0	0



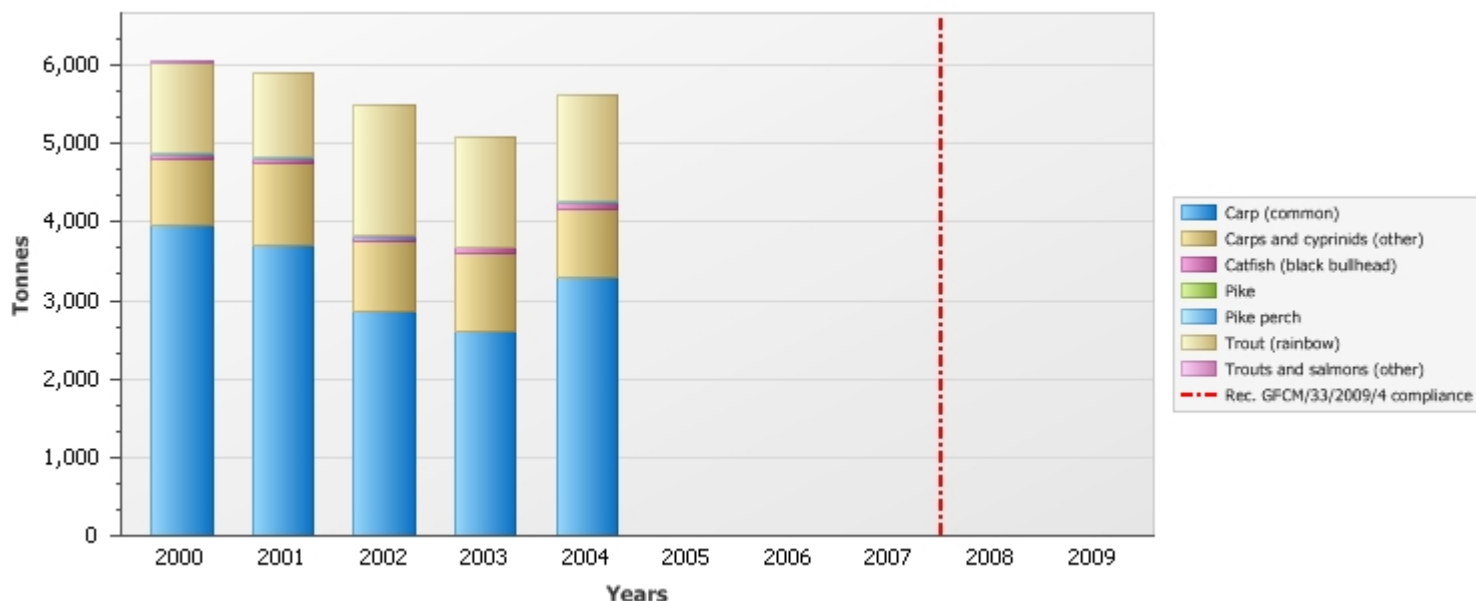
Croatia Fry and fingerlings - Marine water

Species	Data	2000	2001	2002	2003	2004
Seabream (white)	Production	30	50	50	50	n/a
	Value	0	0	0	0	n/a
Seabream (Japanese)	Production	20	100	50	50	n/a
	Value	0	0	0	0	n/a
Seabream (gilthead)	Production	500	1000	300	500	350
	Value	0	0	0	0	0
Seabass (common)	Production	4000	4500	4500	4900	6650
	Value	0	0	0	0	0
Grand Total	Production	4550	5650	4900	5500	7000
	Value	0	0	0	0	0



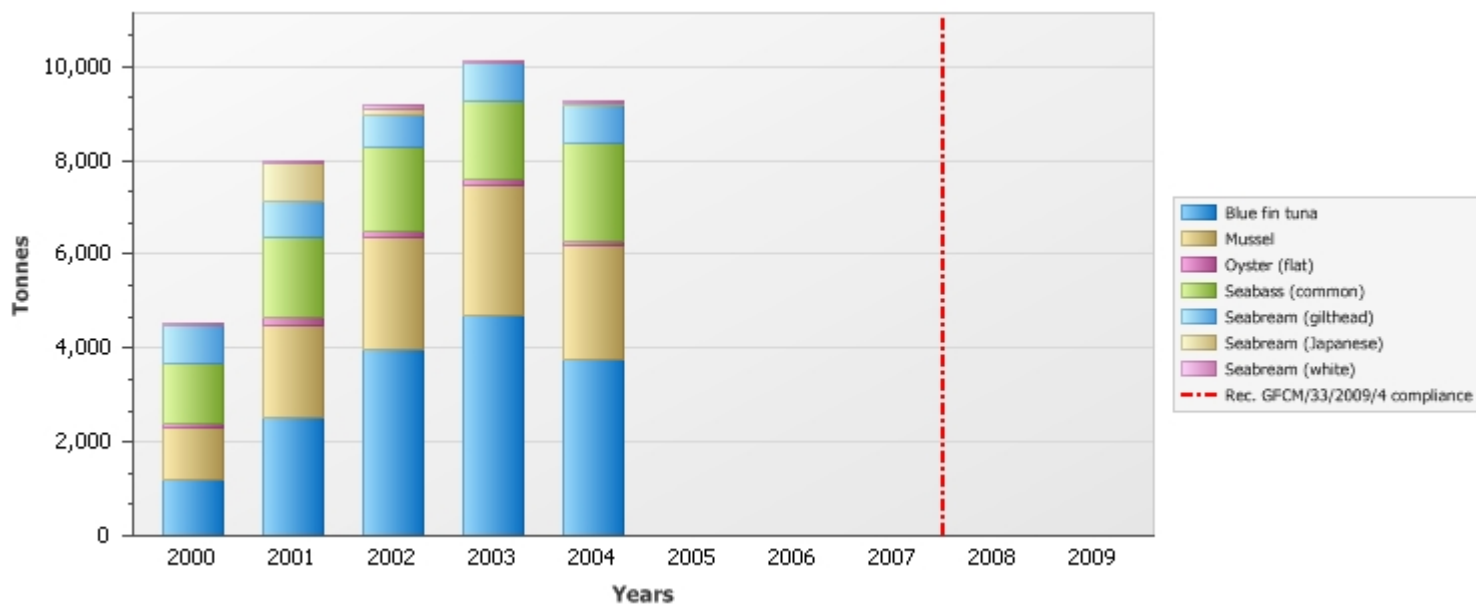
Croatia Product for consumption (Ongrowing) - Fresh water

Species	Data	2000	2001	2002	2003	2004
Trouts and salmons (other)	Production	35	n/a	n/a	n/a	n/a
	Value	0	n/a	n/a	n/a	n/a
Trout (rainbow)	Production	1158	1080	1666	1400	1358
	Value	0	0	0	0	0
Pike perch	Production	10	8	10	7	7
	Value	0	0	0	0	0
Pike	Production	n/a	12	13	2	10
	Value	n/a	0	0	0	0
Catfish (black bullhead)	Production	58	37	58	72	71
	Value	0	0	0	0	0
Carps and cyprinids (other)	Production	847	1057	871	988	871
	Value	0	0	0	0	0
Carp (common)	Production	3952	3706	2873	2617	3298
	Value	0	0	0	0	0
Grand Total	Production	6060	5900	5491	5086	5615
	Value	0	0	0	0	0



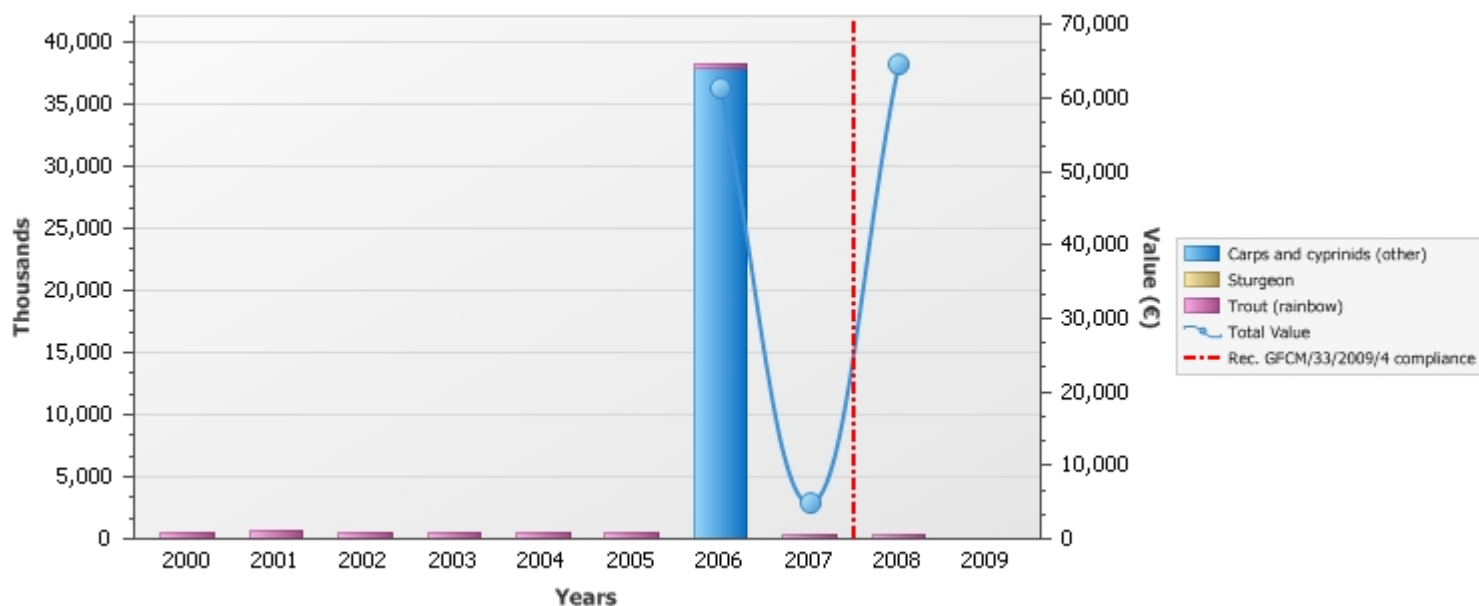
Croatia Product for consumption (Ongrowing) - Marine water

Species	Data	2000	2001	2002	2003	2004
Seabream (white)	Production	15	50	100	40	50
	Value	0	0	0	0	0
Seabream (Japanese)	Production	20	795	120	n/a	50
	Value	0	0	0	n/a	0
Seabream (gilthead)	Production	800	800	700	808	800
	Value	0	0	0	0	0
Seabass (common)	Production	1300	1700	1800	1702	2100
	Value	0	0	0	0	0
Oyster (flat)	Production	80	150	100	100	100
	Value	0	0	0	0	0
Mussel	Production	1100	2000	2400	2800	2400
	Value	0	0	0	0	0
Blue fin tuna	Production	1200	2500	3971	4679	3777
	Value	0	0	0	0	0
Grand Total	Production	4515	7995	9191	10129	9277
	Value	0	0	0	0	0



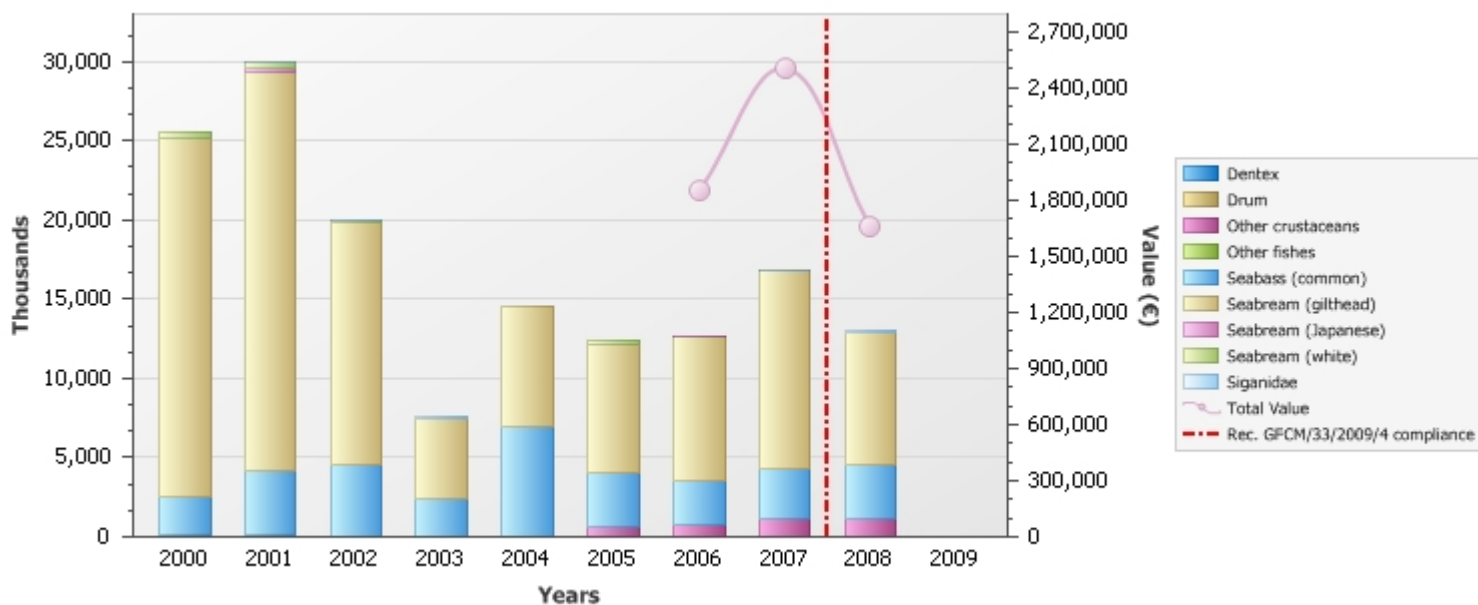
Cyprus Fry and fingerlings - Fresh water

Species	Data	2000	2001	2002	2003	2004	2005	2006	2007	2008
Trout (rainbow)	Production	462	590	456	416	454	522	289	366	366
	Value	0	0	0	0	0	0	9480	4152	7032
Sturgeon	Production	n/a	n/a	n/a	n/a	n/a	n/a	n/a	4	n/a
	Value	n/a	n/a	n/a	n/a	n/a	n/a	n/a	680	n/a
Carps and cyprinids (other)	Production	n/a	n/a	n/a	n/a	n/a	n/a	38000	n/a	32
	Value	n/a	n/a	n/a	n/a	n/a	n/a	51941	n/a	57677
Grand Total	Production	462	590	456	416	454	522	38289	370	398
	Value	0	0	0	0	0	0	61421	4832	64709



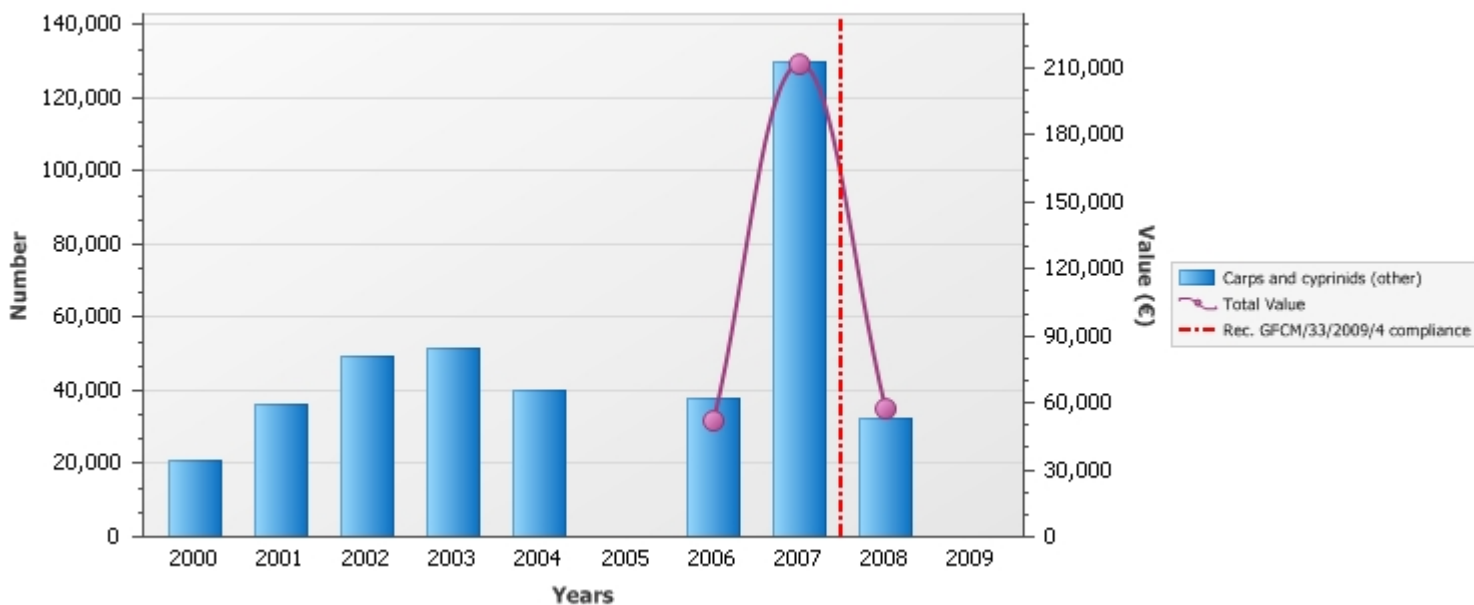
Cyprus Fry and fingerlings - Marine water

Species	Data	2000	2001	2002	2003	2004	2005	2006	2007	2008
Siganidae	Production	n/a	4	6	69	n/a	n/a	n/a	20	167
	Value	n/a	0	0	0	n/a	n/a	n/a	3417	28438
Seabream (white)	Production	329	430	189	n/a	n/a	234	n/a	n/a	n/a
	Value	0	0	0	n/a	n/a	0	n/a	n/a	n/a
Seabream (Japanese)	Production	n/a	220	n/a	n/a	n/a	n/a	14	52	n/a
	Value	n/a	0	n/a	n/a	n/a	n/a	2392	8885	n/a
Seabream (gilthead)	Production	22579	25173	15234	5046	7578	8086	9149	12502	8390
	Value	0	0	0	0	0	0	1407717	2067674	1136530
Seabass (common)	Production	2472	4101	4570	2458	6998	3336	2756	3117	3396
	Value	0	0	0	0	0	0	429477	411944	478710
Other fishes	Production	120	9	n/a	0	n/a	60	n/a	4.5	3
	Value	0	0	n/a	0	n/a	0	n/a	882	513
Other crustaceans	Production	n/a	n/a	n/a	n/a	n/a	630	730	1150	1114
	Value	n/a	n/a	n/a	n/a	n/a	0	8987	11550	10000
Drum	Production	n/a	68	n/a	n/a	n/a	n/a	n/a	n/a	n/a
	Value	n/a	0	n/a	n/a	n/a	n/a	n/a	n/a	n/a
Dentex	Production	n/a	n/a	n/a	n/a	n/a	n/a	n/a	n/a	1
	Value	n/a	n/a	n/a	n/a	n/a	n/a	n/a	n/a	171
Grand Total	Production	25500	30005	19999	7573	14576	12346	12649	16845.5	13071
	Value	0	0	0	0	0	0	1848573	2504352	1654362



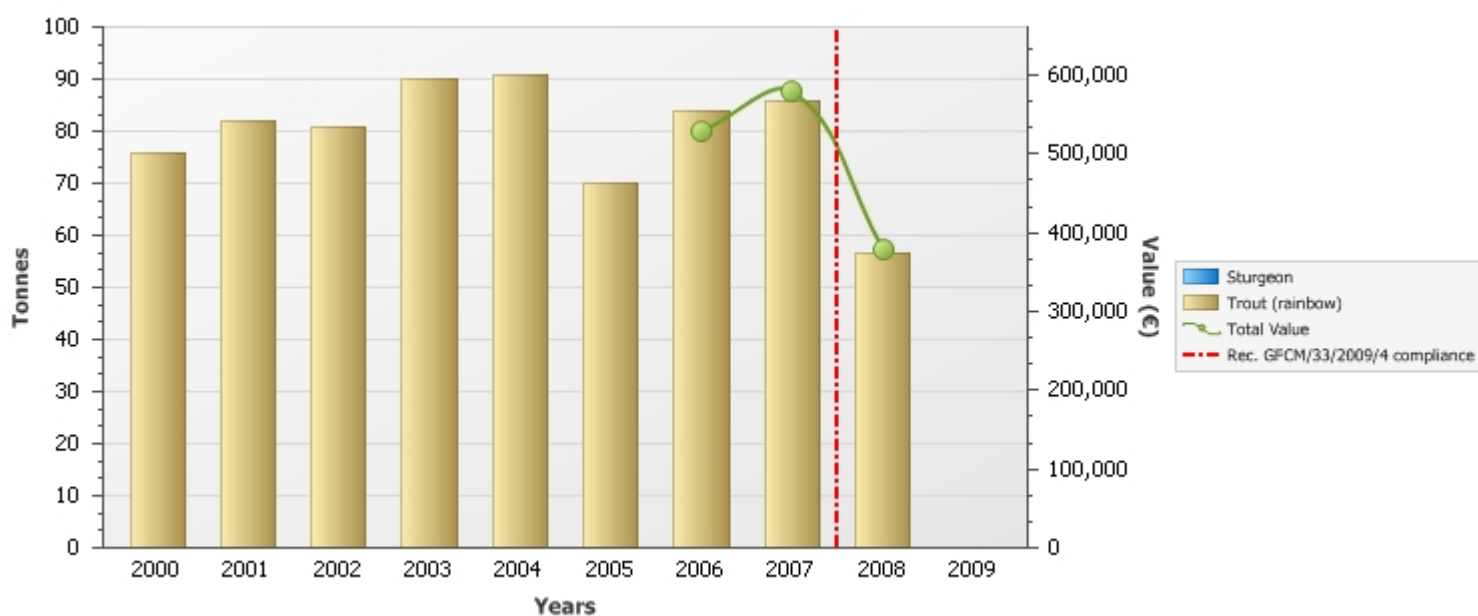
Cyprus Ornamental - Fresh water

Species	Data	2000	2001	2002	2003	2004	2006	2007	2008
Carp and cyprinids (other)	Production	20763	36000	49500	51600	40000	38000	130000	32241
	Value	0	0	0	0	0	51941	211867	57667



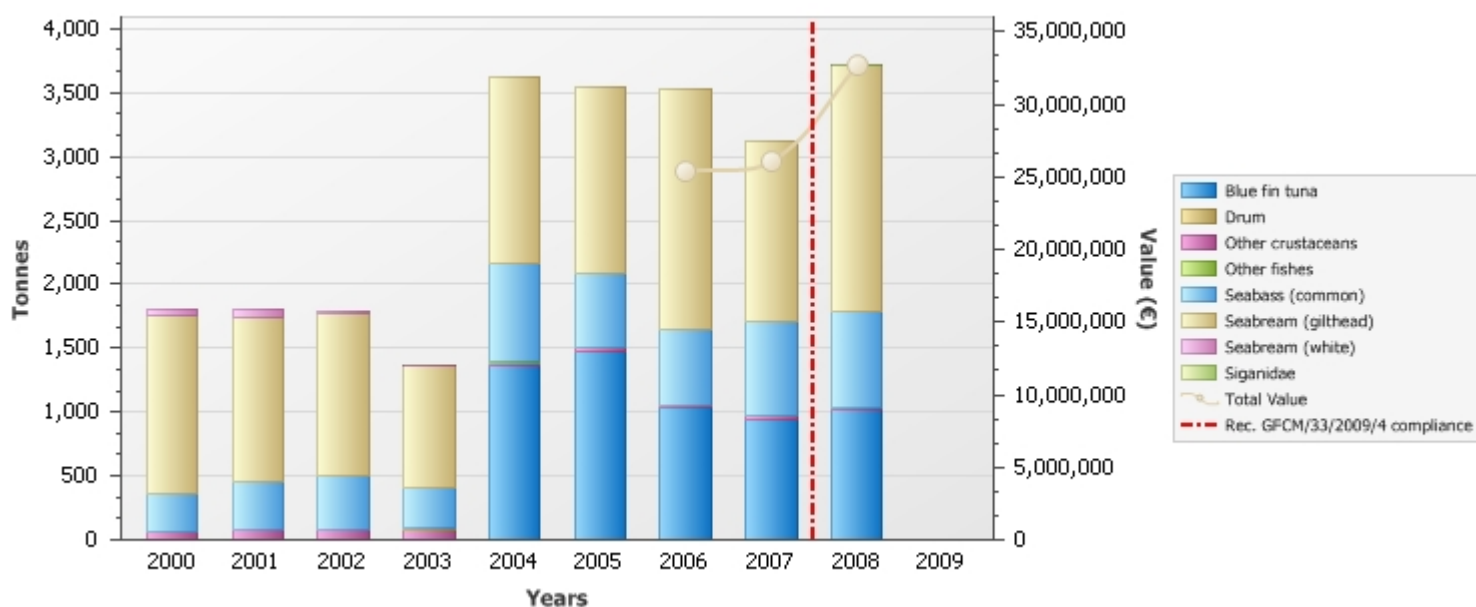
Cyprus Product for consumption (Ongrowing) - Fresh water

Species	Data	2000	2001	2002	2003	2004	2005	2006	2007	2008
Trout (rainbow)	Production	76	82	81	90	91	70	84	86	56.5
	Value	0	0	0	0	0	0	529666	580653	378169
Sturgeon	Production	n/a	n/a	n/a	n/a	n/a	n/a	n/a	n/a	0.06
	Value	n/a	n/a	n/a	n/a	n/a	n/a	n/a	n/a	900
Grand Total	Production	76	82	81	90	91	70	84	86	56.56
	Value	0	0	0	0	0	0	529666	580653	379069



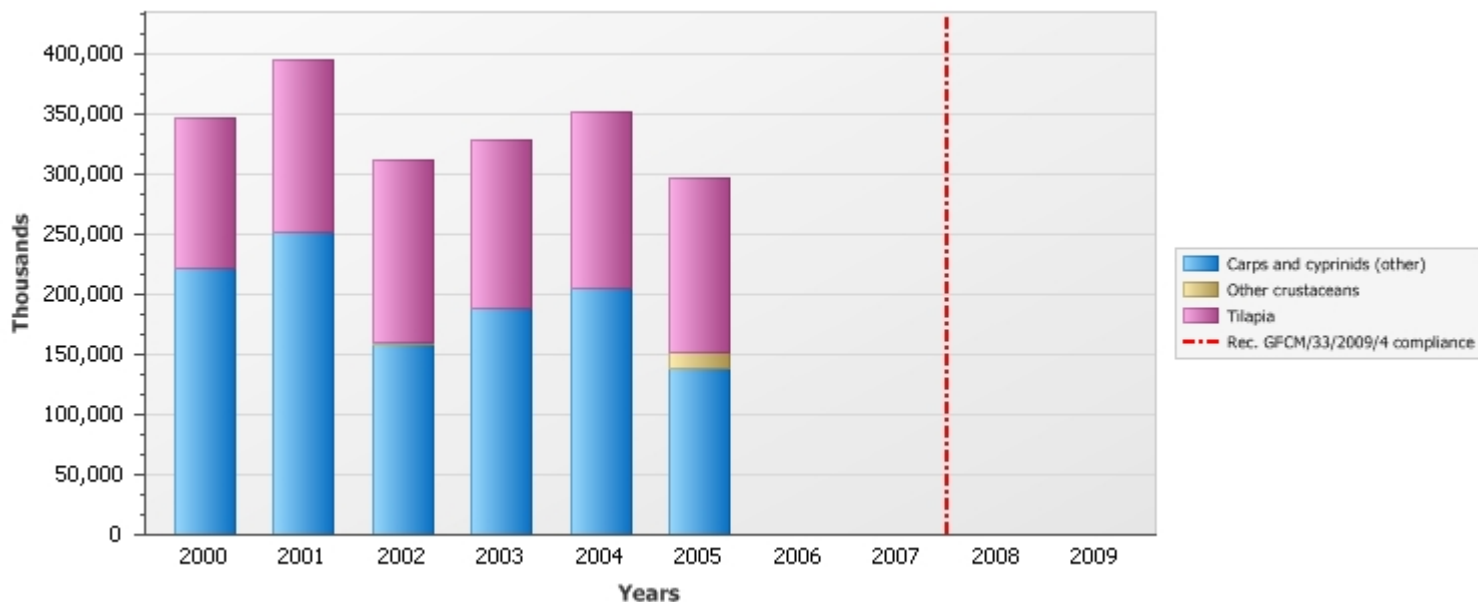
Cyprus Product for consumption (Ongrowing) - Marine water

Species	Data	2000	2001	2002	2003	2004	2005	2006	2007	2008
Siganidae	Production	n/a	n/a	n/a	n/a	n/a	n/a	n/a	n/a	1.6
	Value	n/a	n/a	n/a	n/a	n/a	n/a	n/a	n/a	14390
Seabream (white)	Production	53	64	12	1	n/a	n/a	n/a	n/a	n/a
	Value	0	0	0	0	n/a	n/a	n/a	n/a	n/a
Seabream (gilthead)	Production	1385	1278	1267	964	1457	1465	1880	1404	1926
	Value	0	0	0	0	0	0	10269387	8082922	9137408
Seabass (common)	Production	299	383	421	301	765	582	598	740	752
	Value	0	0	0	0	0	0	3760965	4579259	4232243
Other fishes	Production	n/a	n/a	5	23	14	4	n/a	n/a	n/a
	Value	n/a	n/a	0	0	0	0	n/a	n/a	n/a
Other crustaceans	Production	65	75	77	77	15	18	23	30	20
	Value	0	0	0	0	0	0	291641	341379	215040
Drum	Production	n/a	n/a	1	n/a	n/a	n/a	n/a	n/a	n/a
	Value	n/a	n/a	0	n/a	n/a	n/a	n/a	n/a	n/a
Blue fin tuna	Production	n/a	n/a	n/a	n/a	1370	1480	1030	940	1020
	Value	n/a	n/a	n/a	n/a	0	0	11032009	13122319	19147606
Grand Total	Production	1802	1800	1783	1366	3621	3549	3531	3114	3719.6
	Value	0	0	0	0	0	0	25354002	26125879	32746687



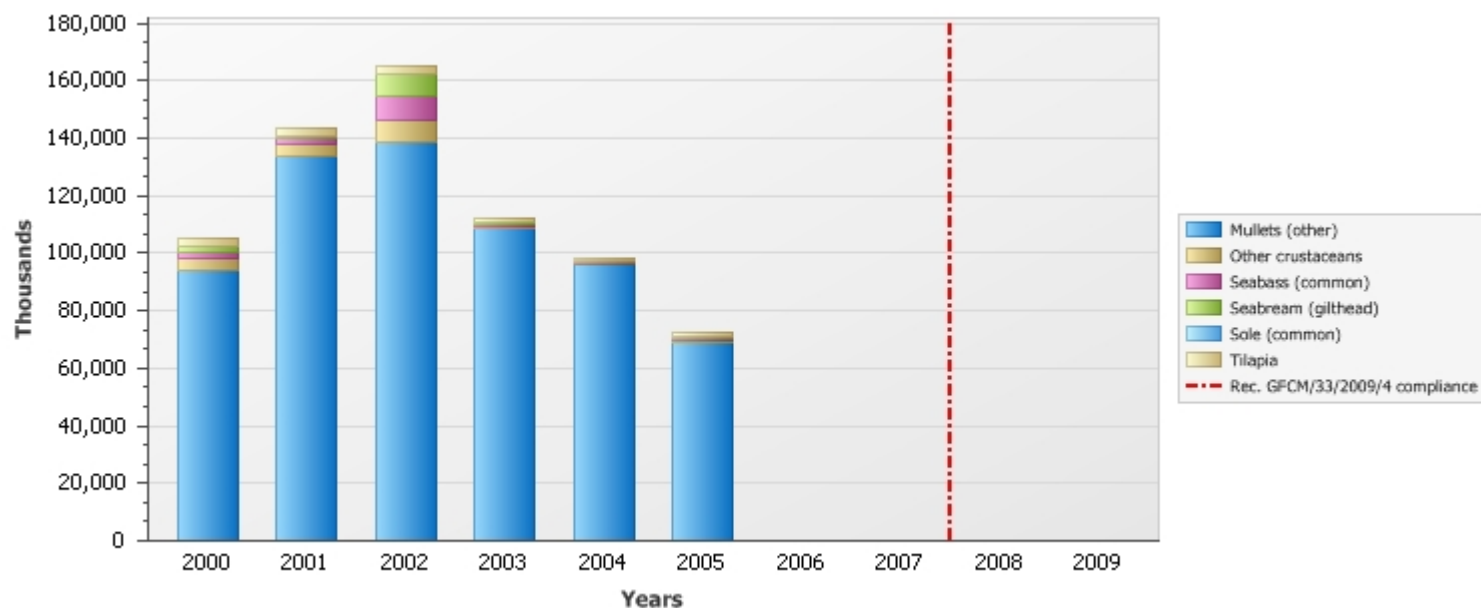
Egypt Fry and fingerlings - Fresh water

Species	Data	2000	2001	2002	2003	2004	2005
Tilapia	Production	125050	143300	152330	140700	146506	145068
	Value	0	0	0	0	0	0
Other crustaceans	Production	1000	400	200	8	9	12500
	Value	0	0	0	0	0	0
Carps and cyprinids (other)	Production	220750	251000	158750	187802	204924	138420
	Value	0	0	0	0	0	0
Grand Total	Production	346800	394700	311280	328510	351439	295988
	Value	0	0	0	0	0	0



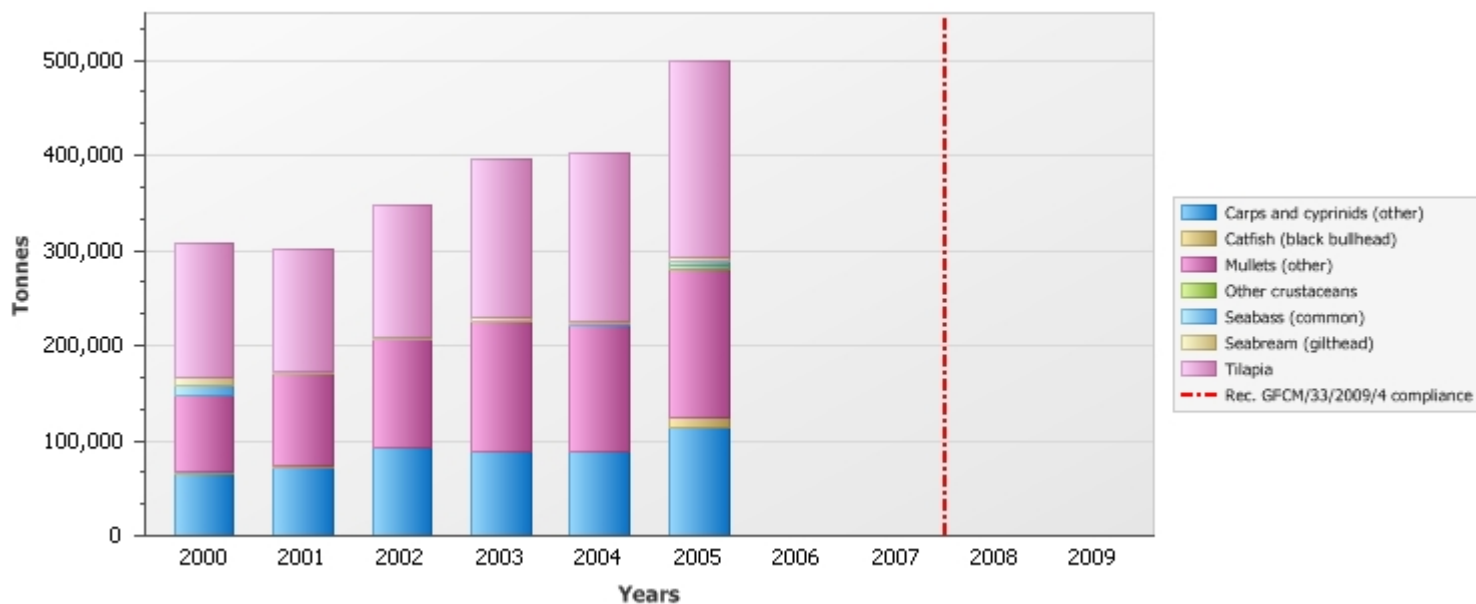
Egypt Fry and fingerlings - Marine water

Species	Data	2000	2001	2002	2003	2004	2005
Tilapia	Production	3000	3000	3000	1000	1000	1000
	Value	0	0	0	0	0	0
Sole (common)	Production	100	100	100	100	50	250
	Value	0	0	0	0	0	0
Seabream (gilthead)	Production	2057	233	7850	465	349	801
	Value	0	0	0	0	0	0
Seabass (common)	Production	2058	2333	7760	865	559	511
	Value	0	0	0	0	0	0
Other crustaceans	Production	4150	4150	7650	651	n/a	500
	Value	0	0	0	0	n/a	0
Mullet (other)	Production	93865	133835	138940	108751	96392	69200
	Value	0	0	0	0	0	0
Grand Total	Production	105230	143651	165300	111832	98350	72262
	Value	0	0	0	0	0	0



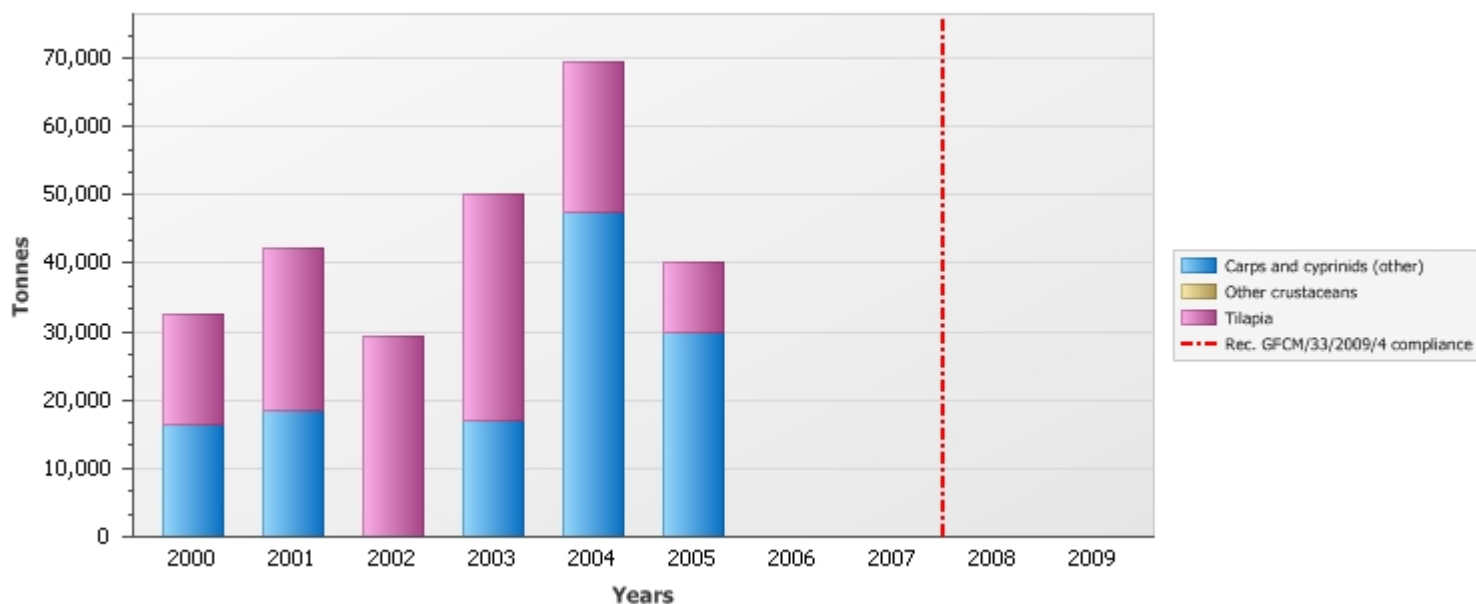
Egypt Product for consumption (Ongrowing) - Brackish water

Species	Data	2000	2001	2002	2003	2004	2005
Tilapia	Production	141356	128799	138456	166354	176863	206626
	Value	0	0	0	0	0	0
Seabream (gilthead)	Production	8862	1053	1662	2424	2465	4398
	Value	0	0	0	0	0	0
Seabass (common)	Production	10031	913	1239	1789	1812	4192
	Value	0	0	0	0	0	0
Other crustaceans	Production	n/a	n/a	n/a	n/a	n/a	3298
	Value	n/a	n/a	n/a	n/a	n/a	0
Mullet (other)	Production	80530	96924	113122	135609	132651	156442
	Value	0	0	0	0	0	0
Catfish (black bullhead)	Production	654	656	229	232	460	10180
	Value	0	0	0	0	0	0
Carps and cyprinids (other)	Production	66231	72422	92219	88477	87674	114465
	Value	0	0	0	0	0	0
Grand Total	Production	307664	300767	346927	394885	401925	499601
	Value	0	0	0	0	0	0



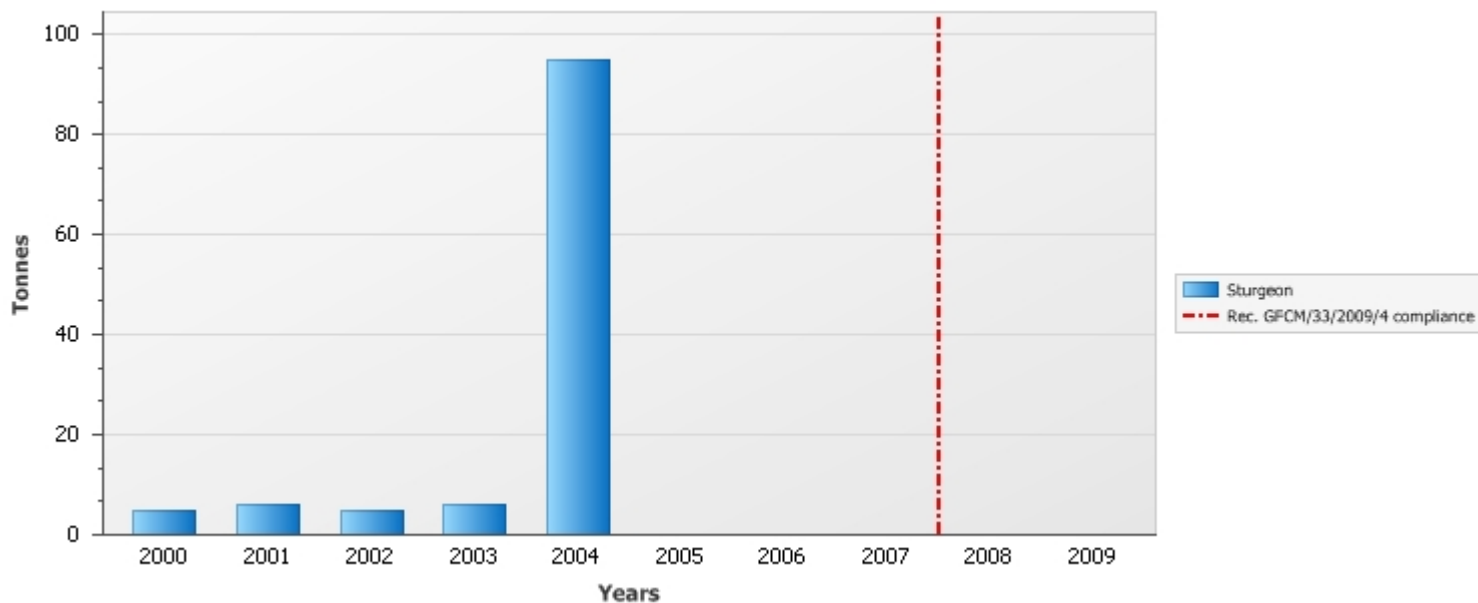
Egypt Product for consumption (Ongrowing) - Fresh water

Species	Data	2000	2001	2002	2003	2004	2005
Tilapia	Production	16069	23716	29279	33203	22175	10393
	Value	0	0	0	0	0	0
Other crustaceans	Production	n/a	10	90	n/a	n/a	n/a
	Value	n/a	0	0	n/a	n/a	n/a
Carps and cyprinids (other)	Production	16360	18371	n/a	17006	47351	29755
	Value	0	0	n/a	0	0	0
Grand Total	Production	32429	42097	29369	50209	69526	40148
	Value	0	0	0	0	0	0



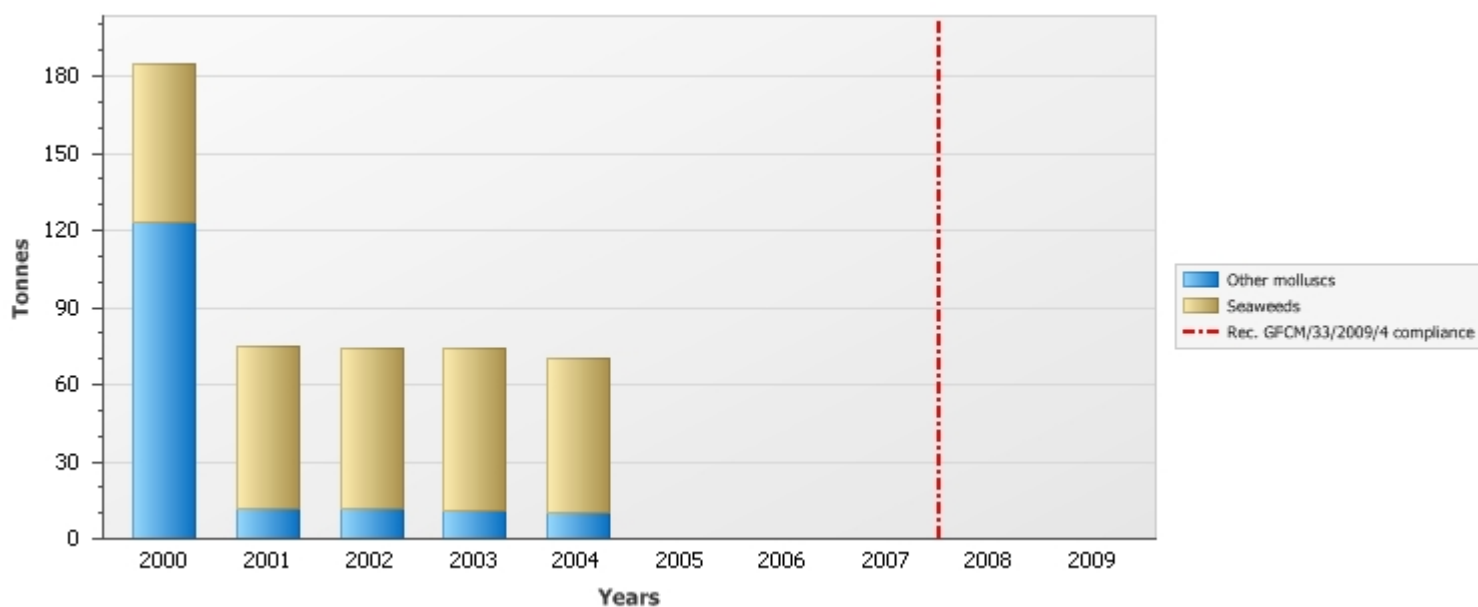
France Derived product - Fresh water

Species	Data	2000	2001	2002	2003	2004
Sturgeon	Production	5	6	5	6	95
	Value	0	0	0	0	0



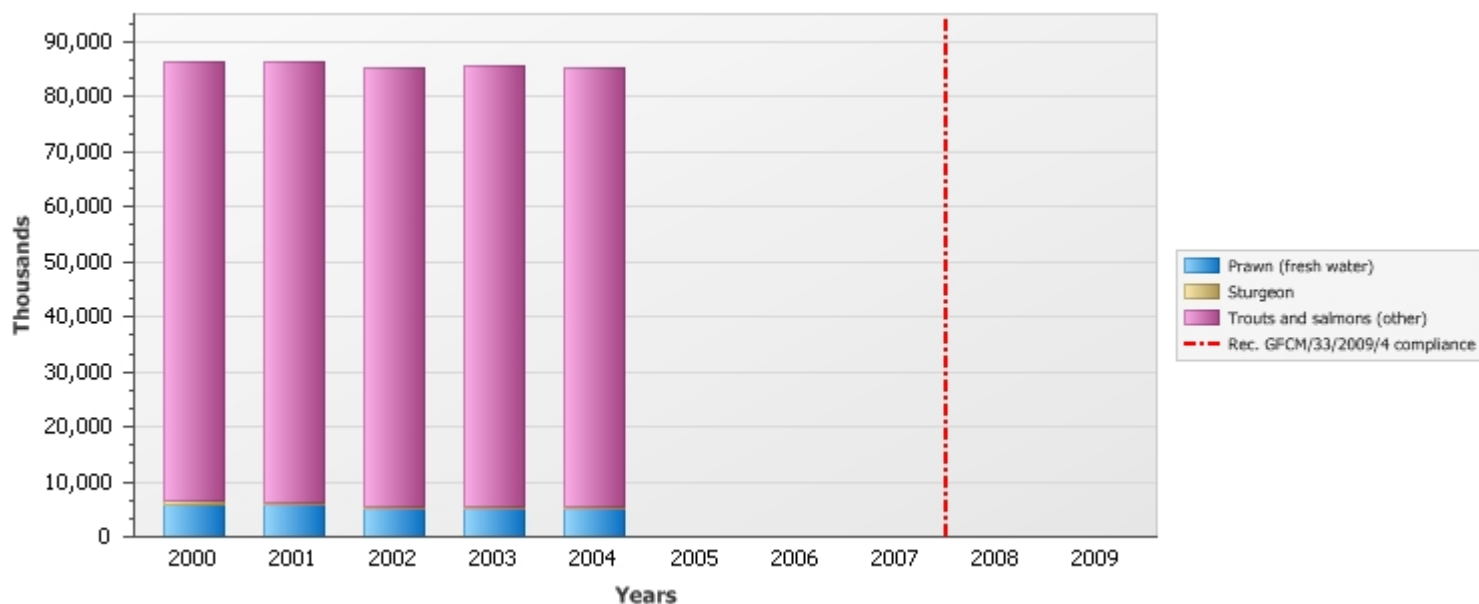
France Derived product - Marine water

Species	Data	2000	2001	2002	2003	2004
Seaweeds	Production	62	63	62	63	60
	Value	0	0	0	0	0
Other molluscs	Production	123	12	12	11	10
	Value	0	0	0	0	0
Grand Total	Production	185	75	74	74	70
	Value	0	0	0	0	0



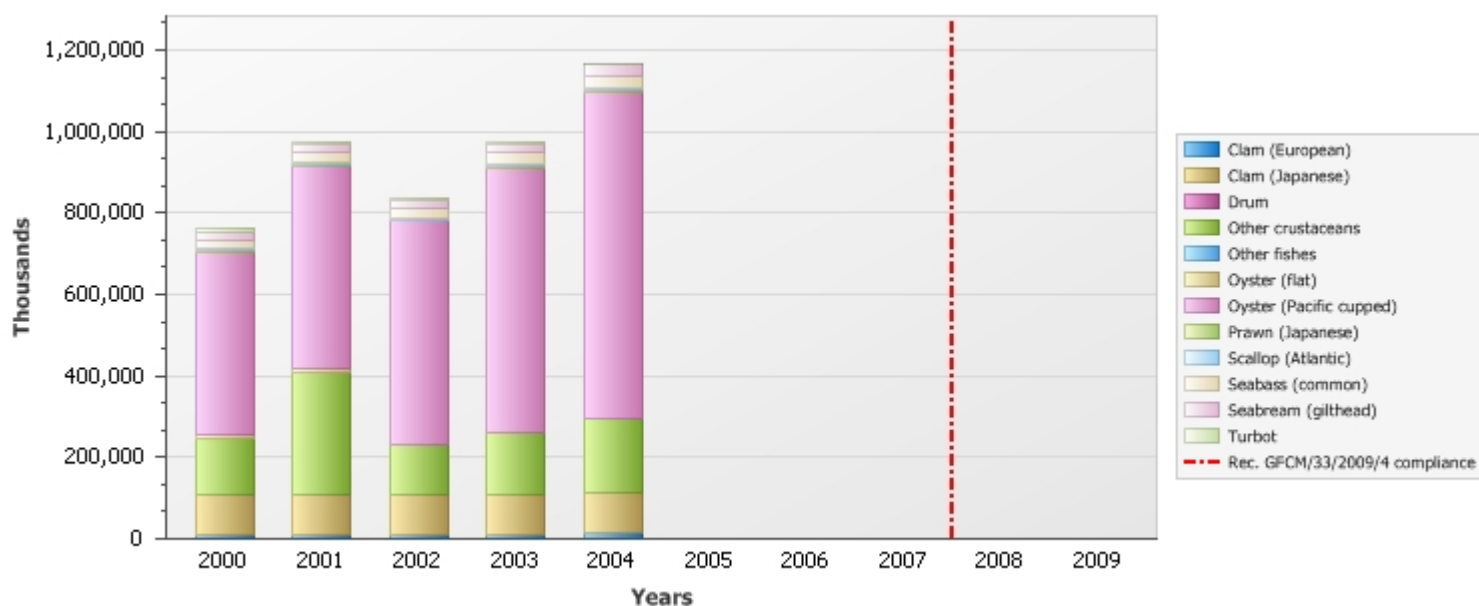
France Fry and fingerlings - Fresh water

Species	Data	2000	2001	2002	2003	2004
Trouts and salmon (other)	Production	80000	80000	80000	80000	80000
	Value	0	0	0	0	0
Sturgeon	Production	450	361	359	495	300
	Value	0	0	0	0	0
Prawn (fresh water)	Production	6000	6000	5000	5000	5000
	Value	0	0	0	0	0
Grand Total	Production	86450	86361	85359	85495	85300
	Value	0	0	0	0	0



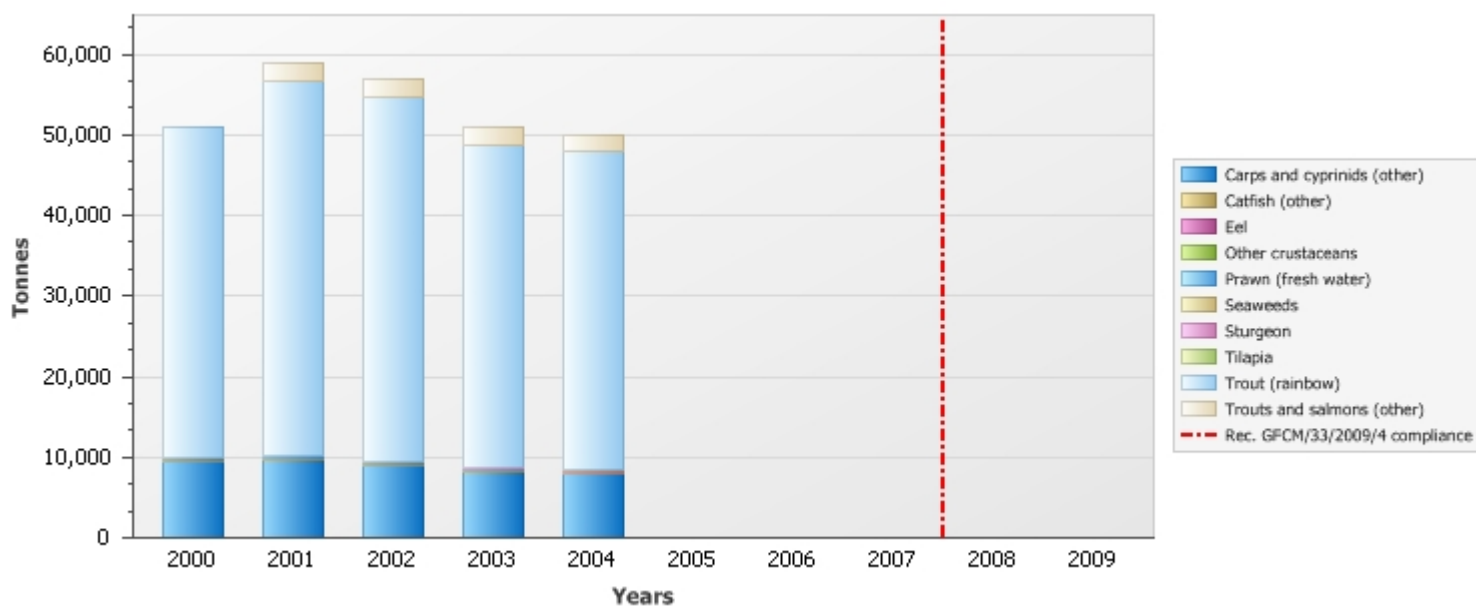
France Fry and fingerlings - Marine water

Species	Data	2000	2001	2002	2003	2004
Turbot	Production	6000	6000	5270	5700	3300
	Value	0	0	0	0	0
Seabream (gilthead)	Production	19000	21000	21350	22200	27000
	Value	0	0	0	0	0
Seabass (common)	Production	22500	23500	21985	27950	30000
	Value	0	0	0	0	0
Scallop (Atlantic)	Production	4800	5510	3420	4650	3880
	Value	0	0	0	0	0
Prawn (Japanese)	Production	3000	3000	3000	4000	6000
	Value	0	0	0	0	0
Oyster (Pacific cupped)	Production	450000	500000	550000	650000	800000
	Value	0	0	0	0	0
Oyster (flat)	Production	10000	5000	0	0	0
	Value	0	0	0	0	0
Other fishes	Production	350	400	475	1100	1300
	Value	0	0	0	0	0
Other crustaceans	Production	136000	300000	120000	150000	180000
	Value	0	0	0	0	0
Drum	Production	157	134	141	242	217
	Value	0	0	0	0	0
Clam (Japanese)	Production	100000	100000	100000	100000	100000
	Value	0	0	0	0	0
Clam (European)	Production	8000	10000	10000	10000	15000
	Value	0	0	0	0	0
Grand Total	Production	759807	974544	835641	975842	1166697
	Value	0	0	0	0	0



France Product for consumption (Ongrowing) - Fresh water

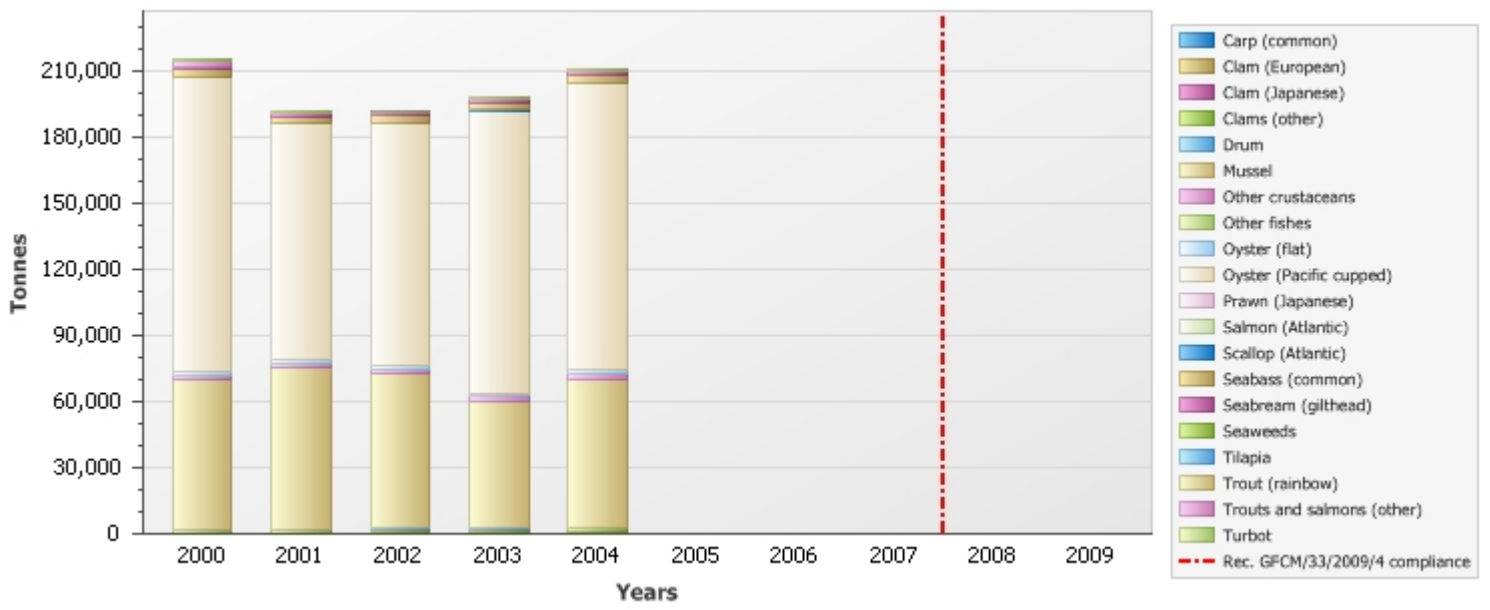
Species	Data	2000	2001	2002	2003	2004
Trouts and salmons (other)	Production	n/a	2310	2270	2200	2220
	Value	n/a	0	0	0	0
Trout (rainbow)	Production	41000	46400	45120	40000	39400
	Value	0	0	0	0	0
Tilapia	Production	65	68	65	70	80
	Value	0	0	0	0	0
Sturgeon	Production	94	110	112	115	173
	Value	0	0	0	0	0
Seaweeds	Production	8	n/a	n/a	n/a	n/a
	Value	0	n/a	n/a	n/a	n/a
Prawn (fresh water)	Production	62	64	60	60	61
	Value	0	0	0	0	0
Other crustaceans	Production	19	23	20	n/a	20
	Value	0	0	0	n/a	0
Eel	Production	42	30	20	10	0
	Value	0	0	0	0	0
Catfish (other)	Production	350	300	250	200	150
	Value	0	0	0	0	0
Carps and cyprinids (other)	Production	9400	9650	9000	8200	7950
	Value	0	0	0	0	0
Grand Total	Production	51040	58955	56917	50855	50054
	Value	0	0	0	0	0



France Product for consumption (Ongrowing) - Marine water

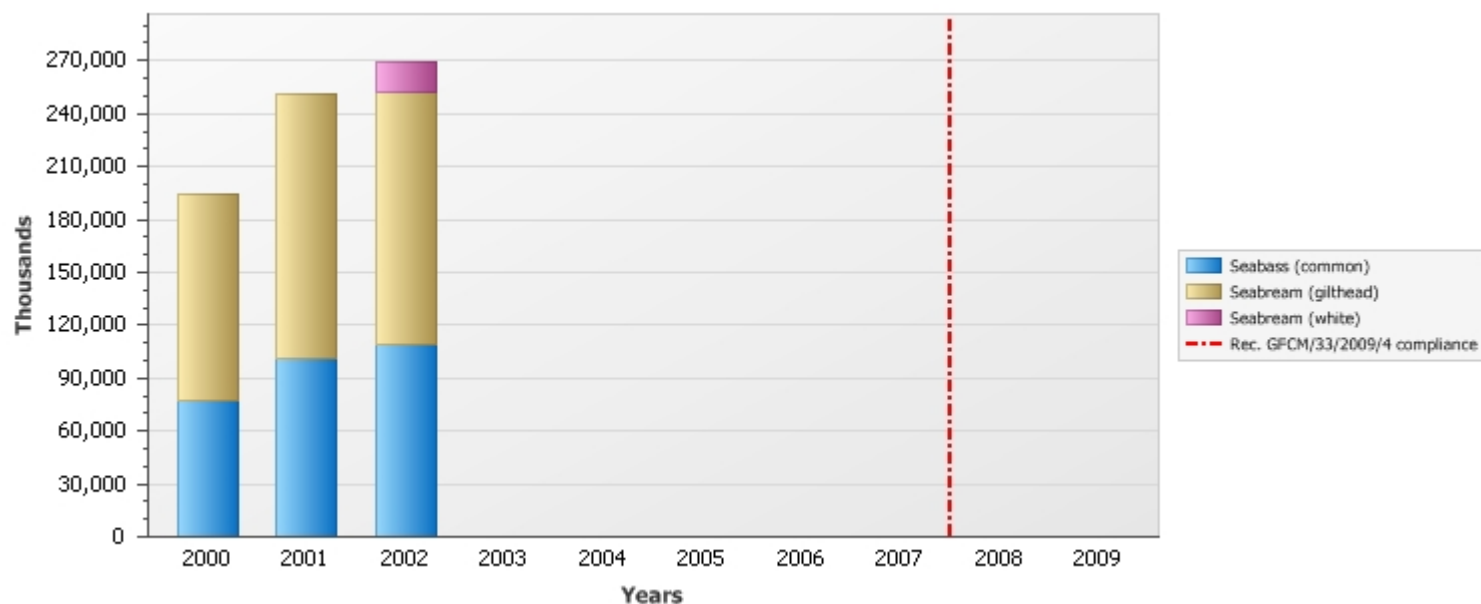
Species	Data	2000	2001	2002	2003	2004
Turbot	Production	950	700	740	720	750
	Value	0	0	0	0	0
Trouts and salmons (other)	Production	2625	360	330	30	0
	Value	0	0	0	0	0
Trout (rainbow)	Production	160	114	190	150	150
	Value	0	0	0	0	0

Trout (rainbow)	Value	0	0	0	0	0
Tilapia	Production	17	12	5	3	0
	Value	0	0	0	0	0
Seaweeds	Production	54	n/a	n/a	n/a	n/a
	Value	0	n/a	n/a	n/a	n/a
Seabream (gilthead)	Production	1270	1630	1200	1390	1580
	Value	0	0	0	0	0
Seabass (common)	Production	3310	2850	3230	3580	3570
	Value	0	0	0	0	0
Scallop (Atlantic)	Production	100	115	70	100	80
	Value	0	0	0	0	0
Salmon (Atlantic)	Production	0	90	360	380	709
	Value	0	0	0	0	0
Prawn (Japanese)	Production	28	30	30	41	50
	Value	0	0	0	0	0
Oyster (Pacific cupped)	Production	133500	107400	110000	128000	130000
	Value	0	0	0	0	0
Oyster (flat)	Production	2000	1650	1650	1300	1500
	Value	0	0	0	0	0
Other fishes	Production	33	35	100	143	150
	Value	0	0	0	0	0
Other crustaceans	Production	1764	1850	1860	1920	2100
	Value	0	0	0	0	0
Mussel	Production	68000	73000	70000	58000	68000
	Value	0	0	0	0	0
Drum	Production	101	200	275	345	n/a
	Value	0	0	0	0	n/a
Clams (other)	Production	1410	1610	1600	1500	1400
	Value	0	0	0	0	0
Clam (Japanese)	Production	400	400	600	600	600
	Value	0	0	0	0	0
Clam (European)	Production	30	30	15	15	20
	Value	0	0	0	0	0
Carp (common)	Production	n/a	n/a	n/a	n/a	385
	Value	n/a	n/a	n/a	n/a	0
Grand Total	Production	215752	192076	192255	198217	211044
	Value	0	0	0	0	0



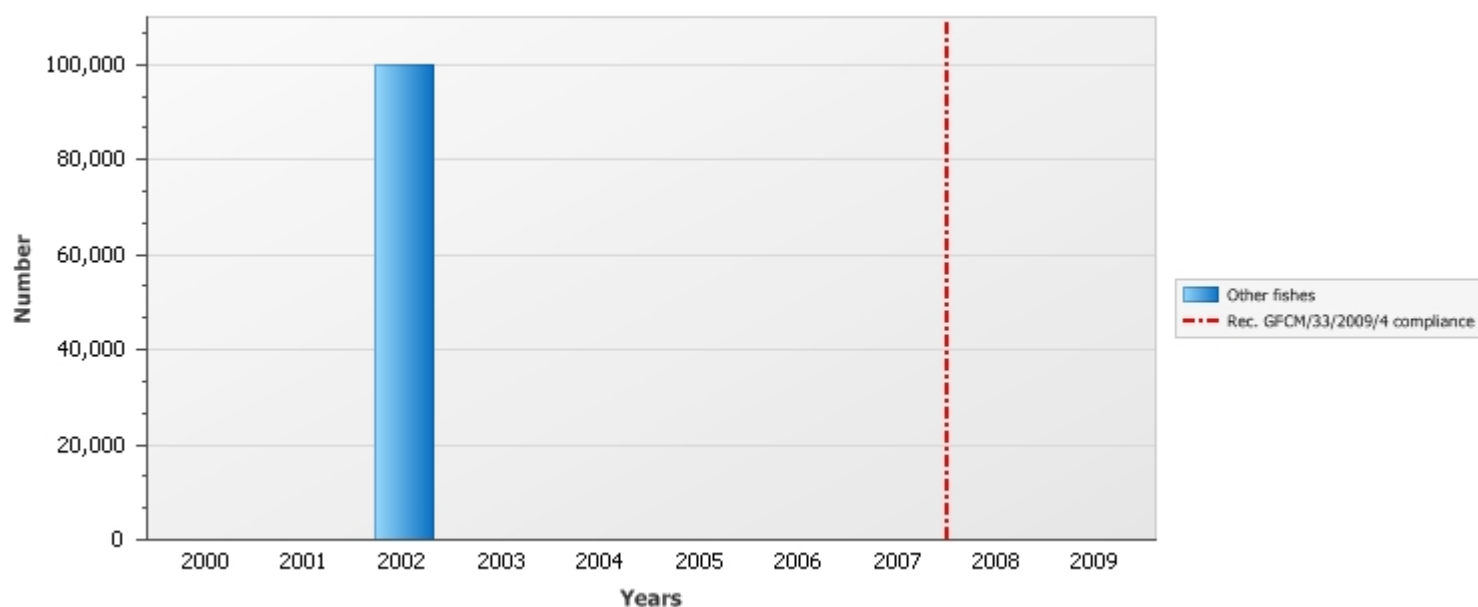
Greece Fry and fingerlings - Marine water

Species	Data	2000	2001	2002
Seabream (white)	Production	n/a	n/a	17547
	Value	n/a	n/a	0
Seabream (gilthead)	Production	116244	150000	143292
	Value	0	0	0
Seabass (common)	Production	77500	101000	108666
	Value	0	0	0
Grand Total	Production	193744	251000	269505
	Value	0	0	0



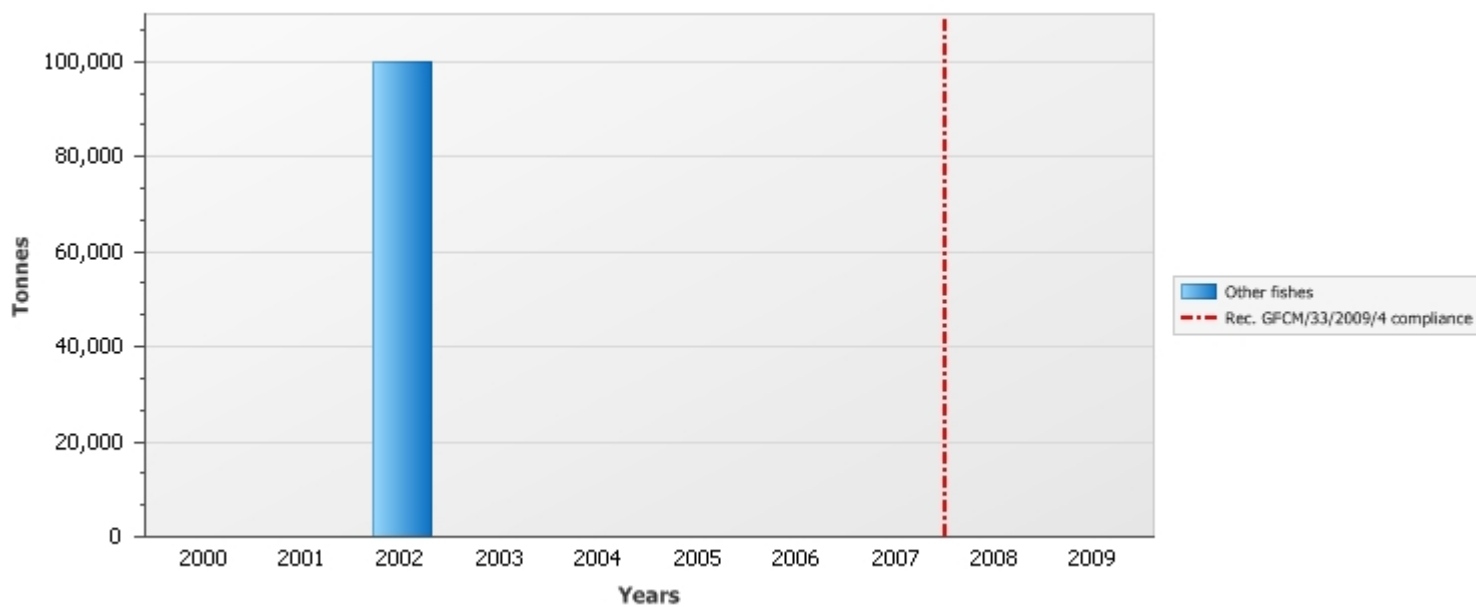
Greece Ornamental - Fresh water

Species	Data	2002
Other fishes	Production	100000
	Value	0



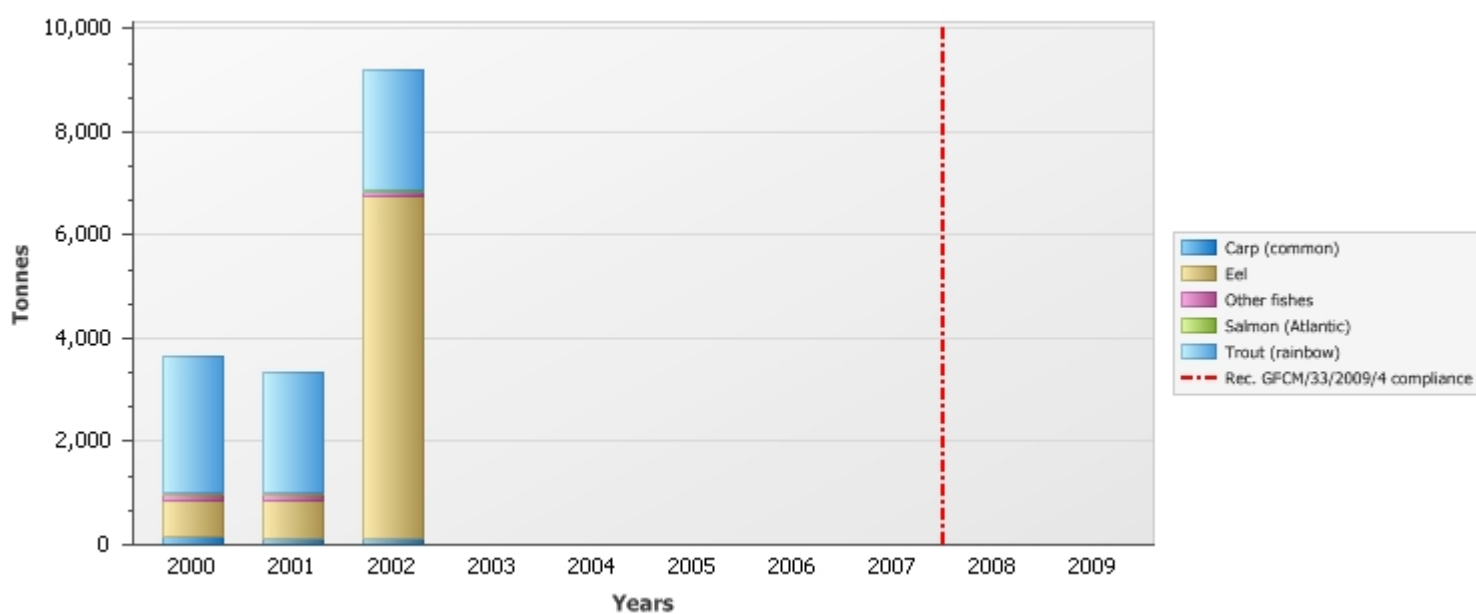
Greece Product for consumption (Ongrowing) - Brackish water

Species	Data	2002
Other fishes	Production	1300
	Value	0



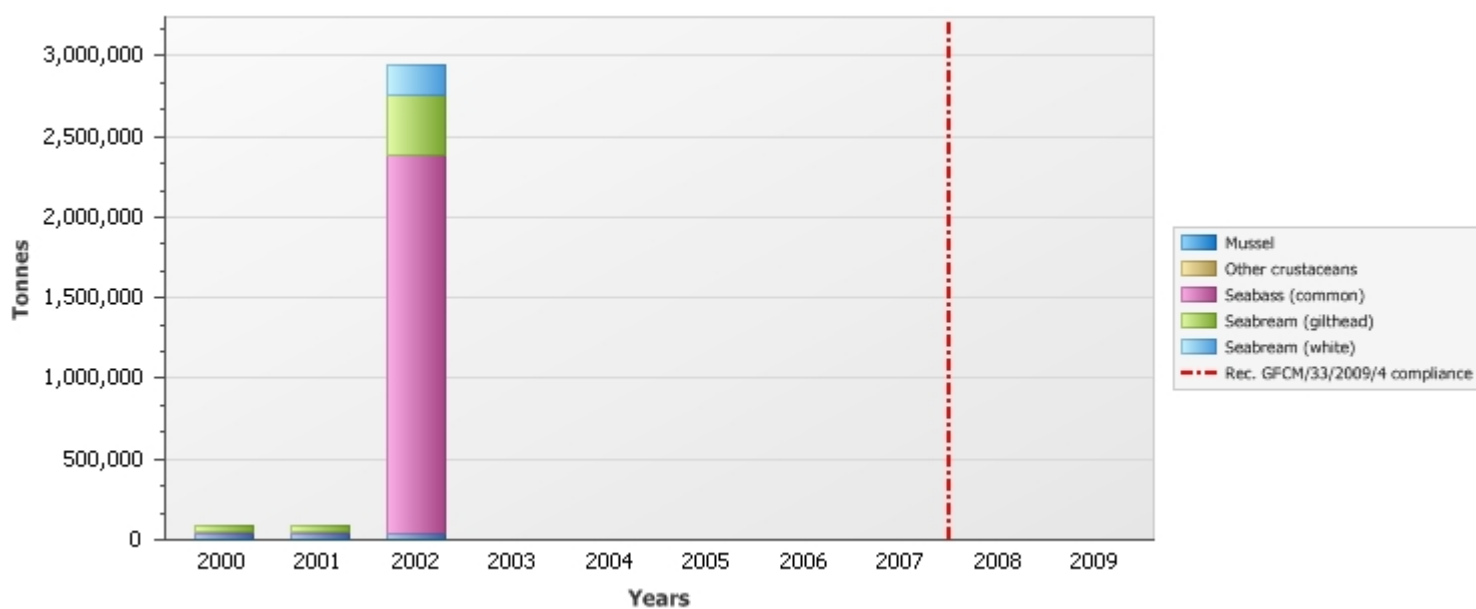
Greece Product for consumption (Ongrowing) - Fresh water

Species	Data	2000	2001	2002
Trout (rainbow)	Production	2660	2334	2340
	Value	0	0	0
Salmon (Atlantic)	Production	12	26	20
	Value	0	0	0
Other fishes	Production	143	118	90
	Value	0	0	0
Eel	Production	675	735	6642
	Value	0	0	0
Carp (common)	Production	166	127	121
	Value	0	0	0
Grand Total	Production	3656	3340	9213
	Value	0	0	0



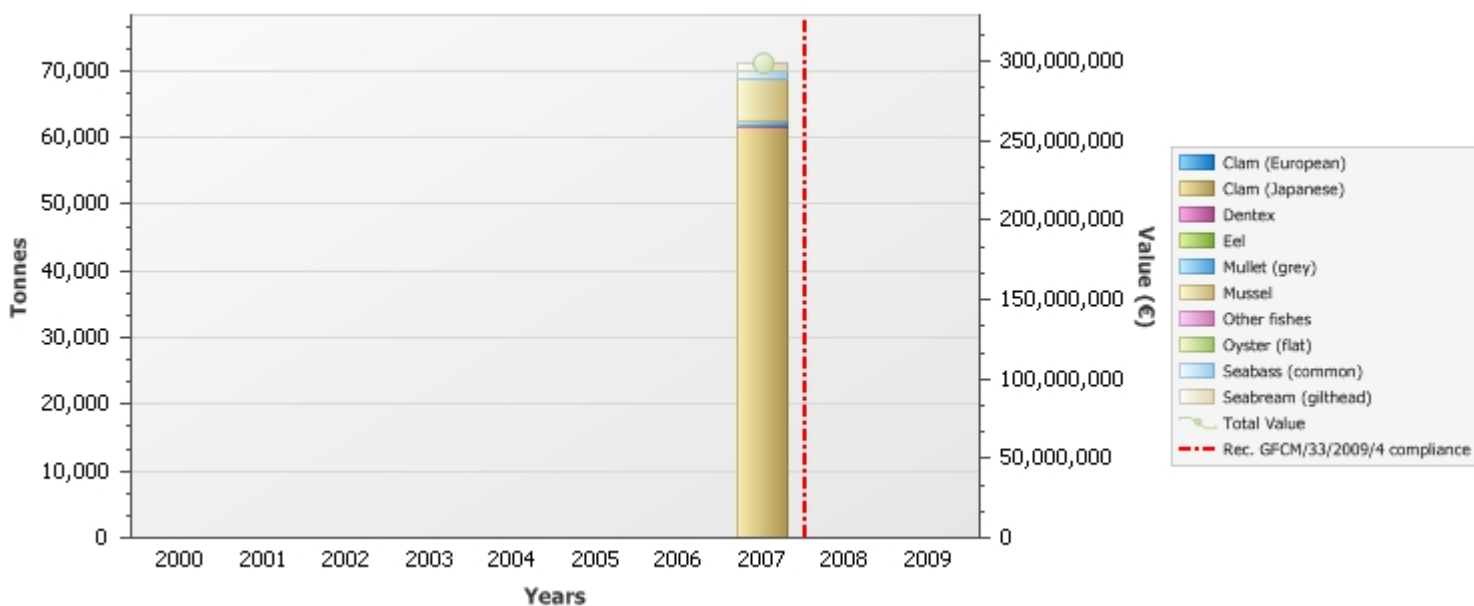
Greece Product for consumption (Ongrowing) - Marine water

Species	Data	2000	2001	2002
Seabream (white)	Production	n/a	n/a	195653
	Value	n/a	n/a	0
Seabream (gilthead)	Production	28000	34226	370059
	Value	0	0	0
Seabass (common)	Production	22296	23882	2349425
	Value	0	0	0
Other crustaceans	Production	n/a	n/a	4
	Value	n/a	n/a	0
Mussel	Production	32550	31981	31823
	Value	0	0	0
Grand Total	Production	82846	90089	2946964
	Value	0	0	0



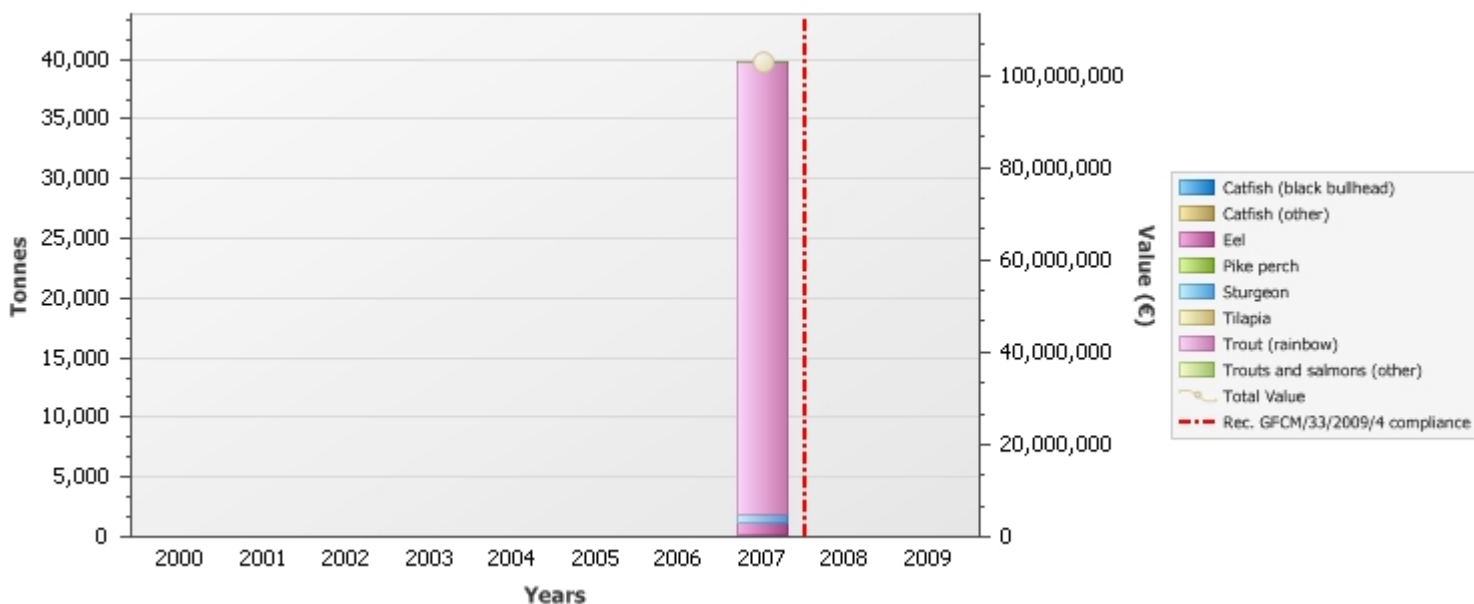
Italy **Derived product - Brackish water**

Species	Data	2007
Seabream (gilthead)	Production	1181
	Value	8247000
Seabass (common)	Production	1316
	Value	9572000
Oyster (flat)	Production	9.9
	Value	24000
Other fishes	Production	29.9
	Value	405000
Mussel	Production	6234
	Value	4303000
Mullet (grey)	Production	595
	Value	3570000
Eel	Production	88.24
	Value	895000
Dentex	Production	193.7
	Value	1366000
Clam (Japanese)	Production	61493
	Value	270569000
Clam (European)	Production	104.7
	Value	441000
Grand Total	Production	71245.44
	Value	299392000

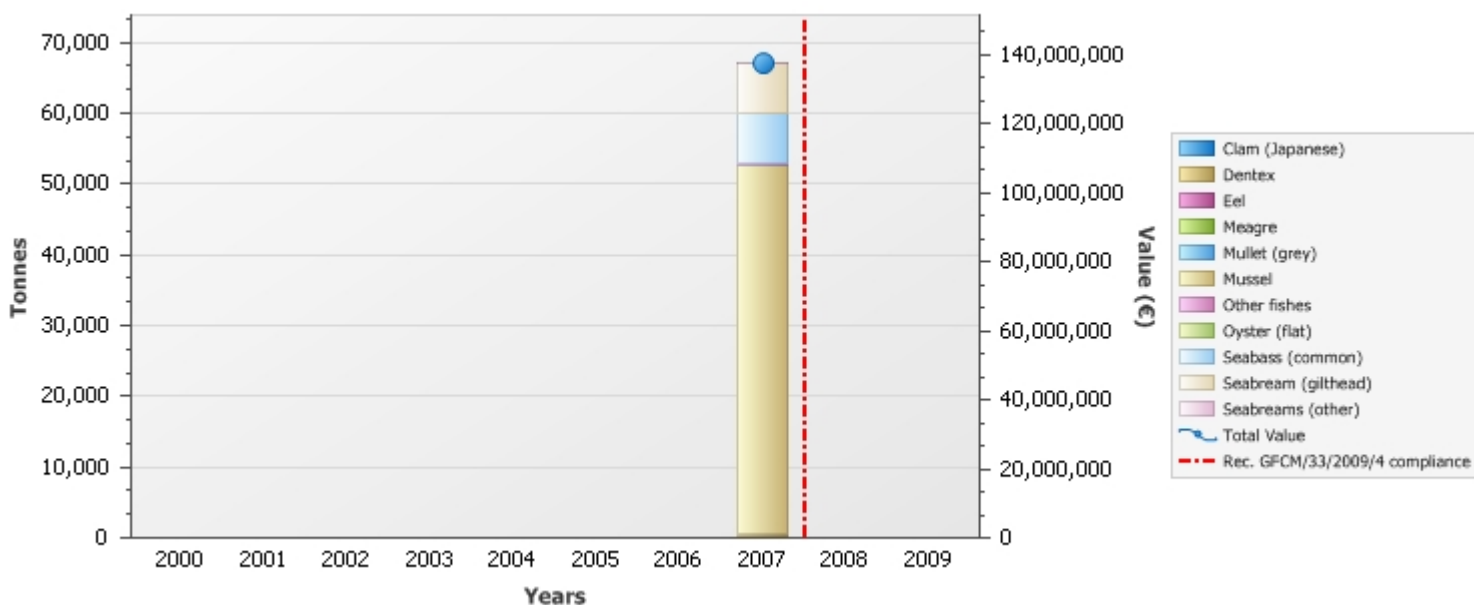


Italy **Derived product - Fresh water**

Species	Data	2007
Trouts and salmons (other)	Production	104.75
	Value	597080
Trout (rainbow)	Production	37800
	Value	88871000
Tilapia	Production	23.3
	Value	3000
Sturgeon	Production	750
	Value	3151000
Pike perch	Production	35
	Value	193000
Eel	Production	898
	Value	9137000
Catfish (other)	Production	0
	Value	0
Catfish (black bullhead)	Production	206
	Value	1030000
Grand Total	Production	39817.05
	Value	102982080

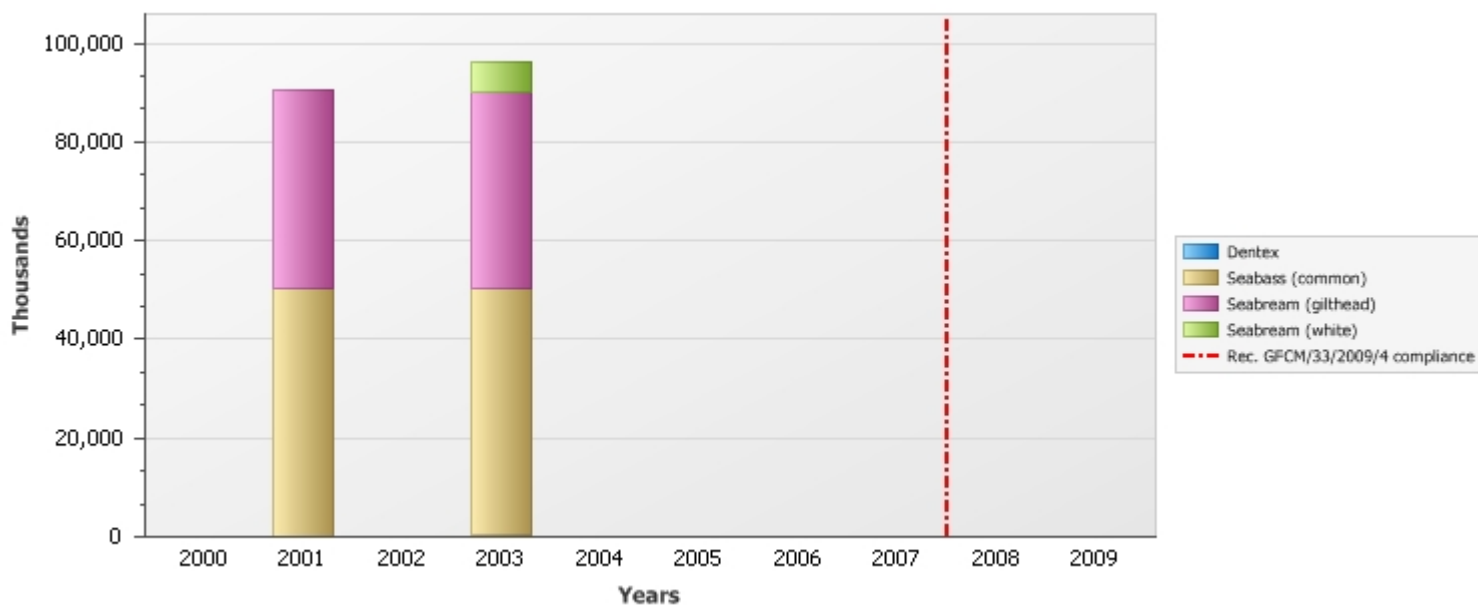


Species	Data	2007
Seabreams (other)	Production	158.5
	Value	1193000
Seabream (gilthead)	Production	7003
	Value	48904000
Seabass (common)	Production	7188.9
	Value	48164960
Oyster (flat)	Production	0
	Value	0
Other fishes	Production	17
	Value	136000
Mussel	Production	52245
	Value	36066000
Mullet (grey)	Production	6
	Value	36000
Meagre	Production	72
	Value	490000
Eel	Production	14
	Value	140000
Dentex	Production	205
	Value	1444000
Clam (Japanese)	Production	230
	Value	1061680
Grand Total	Production	67139.4
	Value	137635640



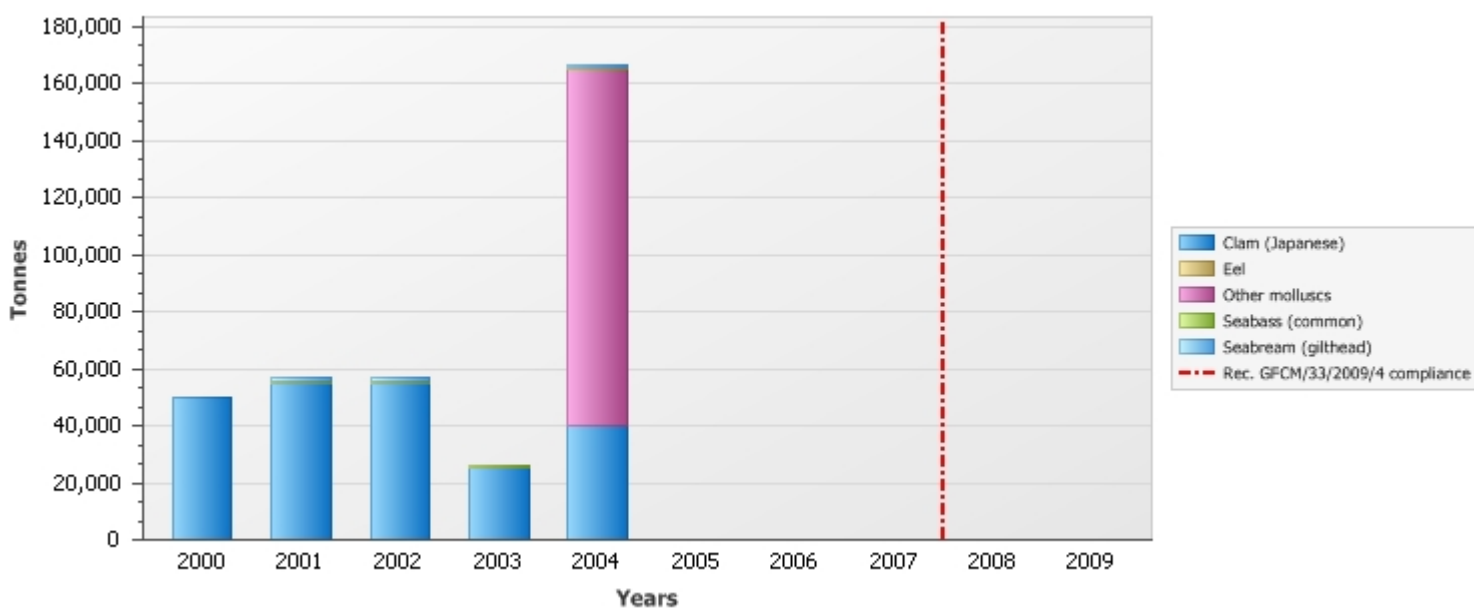
Italy Fry and fingerlings - Marine water

Species	Data	2001	2003
Seabream (white)	Production	n/a	6000
	Value	n/a	0
Seabream (gilthead)	Production	40200	40000
	Value	0	0
Seabass (common)	Production	50500	50000
	Value	0	0
Dentex	Production	n/a	300
	Value	n/a	0
Grand Total	Production	90700	96300
	Value	0	0



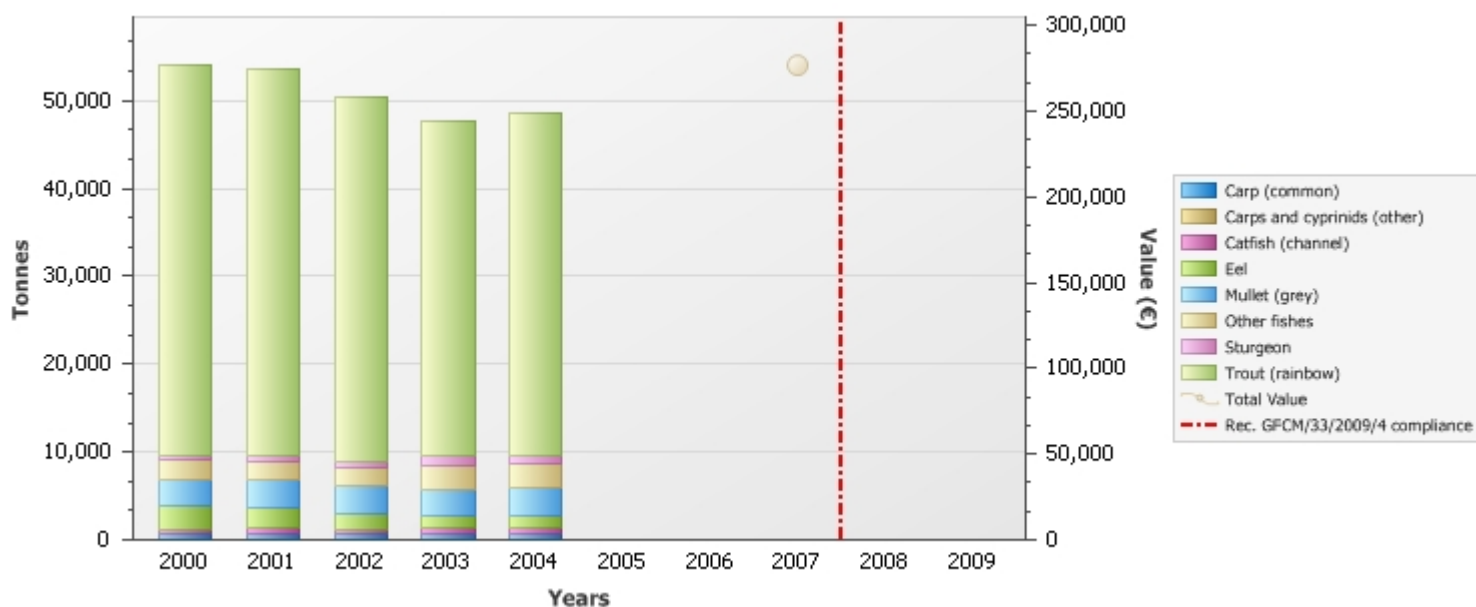
Italy Product for consumption (Ongrowing) - Brackish water

Species	Data	2000	2001	2002	2003	2004
Seabream (gilthead)	Production	n/a	1000	1000	n/a	1000
	Value	n/a	0	0	n/a	0
Seabass (common)	Production	n/a	600	600	600	600
	Value	n/a	0	0	0	0
Other molluscs	Production	n/a	n/a	n/a	n/a	125000
	Value	n/a	n/a	n/a	n/a	0
Eel	Production	n/a	100	100	100	100
	Value	n/a	0	0	0	0
Clam (Japanese)	Production	50000	55000	55000	25000	40000
	Value	0	0	0	0	0
Grand Total	Production	50000	56700	56700	25700	166700
	Value	0	0	0	0	0



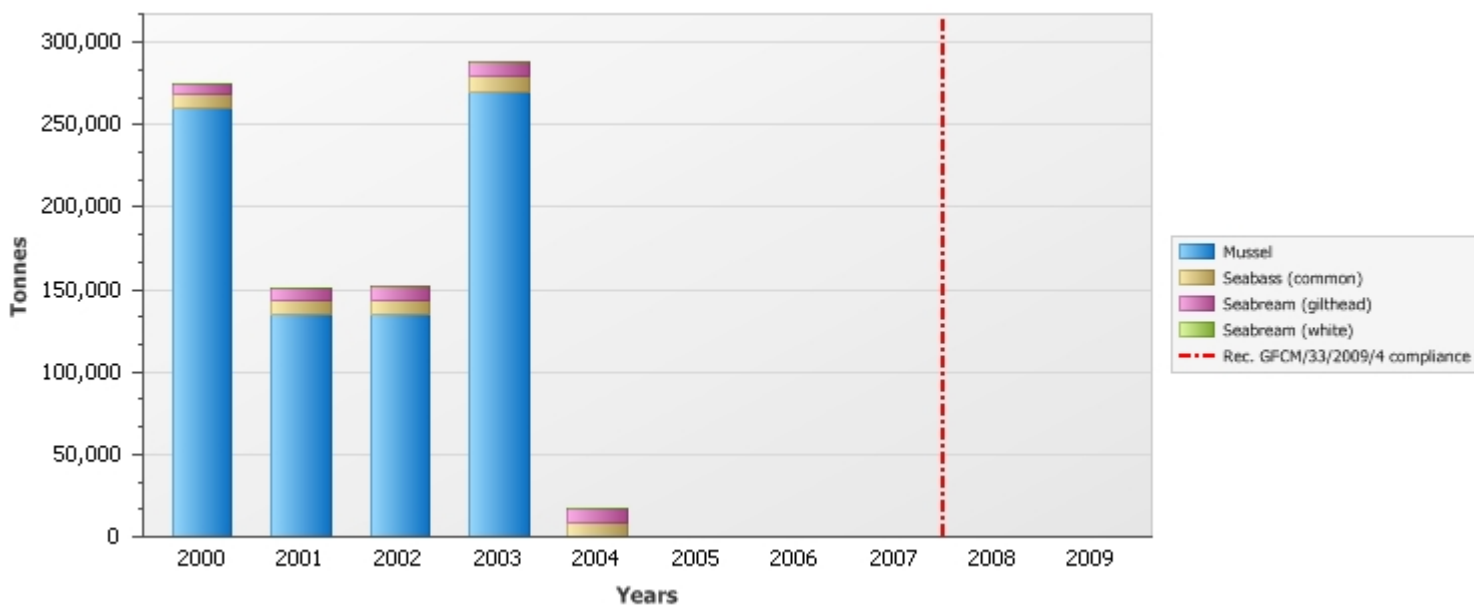
Italy Product for consumption (Ongrowing) - Fresh water

Species	Data	2000	2001	2002	2003	2004	2007
Trout (rainbow)	Production	44500	44000	41500	38000	39000	n/a
	Value	0	0	0	0	0	n/a
Sturgeon	Production	550	700	750	1000	1000	n/a
	Value	0	0	0	0	0	n/a
Other fishes	Production	2100	2200	2200	2750	2750	n/a
	Value	0	0	0	0	0	n/a
Mullet (grey)	Production	3000	3000	3000	3000	3000	n/a
	Value	0	0	0	0	0	n/a
Eel	Production	2700	2400	1800	1450	1500	n/a
	Value	0	0	0	0	0	n/a
Cattfish (channel)	Production	550	650	600	700	700	n/a
	Value	0	0	0	0	0	n/a
Carps and cyprinids (other)	Production	n/a	n/a	n/a	n/a	n/a	0.6
	Value	n/a	n/a	n/a	n/a	n/a	5000
Carp (common)	Production	700	700	650	650	650	84.5
	Value	0	0	0	0	0	272000
Grand Total	Production	54100	53650	50500	47550	48600	85.1
	Value	0	0	0	0	0	277000



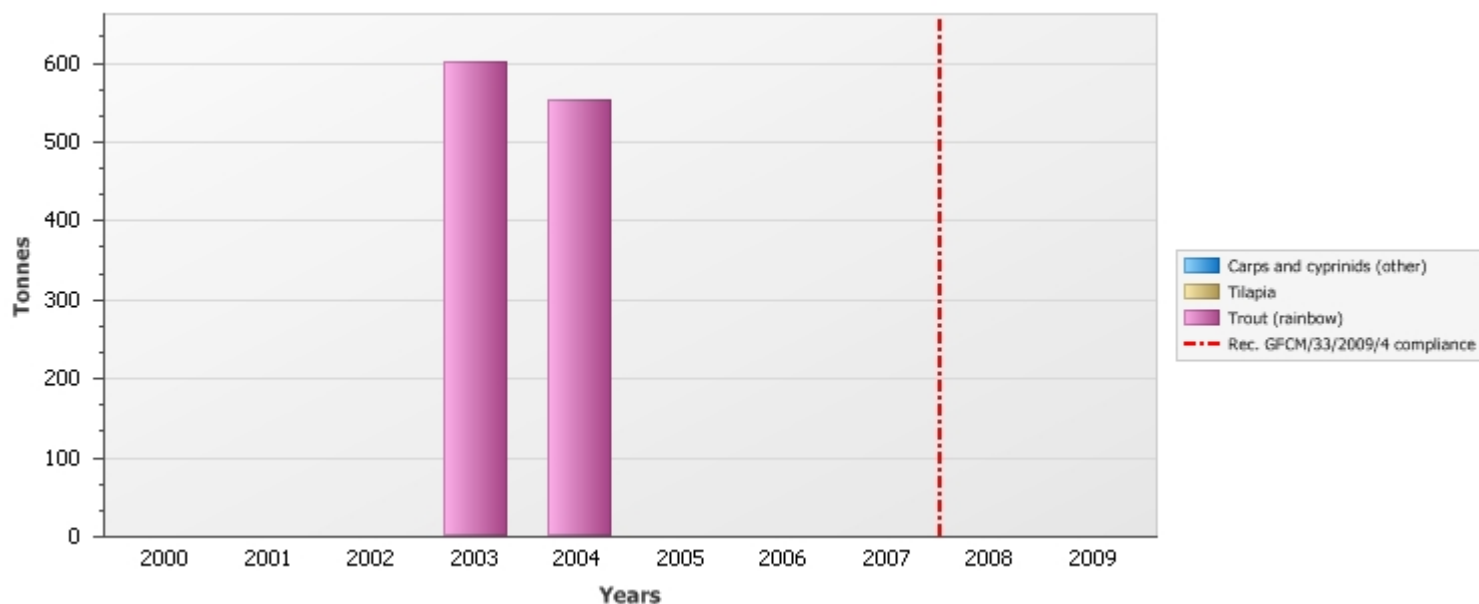
Italy Product for consumption (Ongrowing) - Marine water

Species	Data	2000	2001	2002	2003	2004
Seabream (white)	Production	400	400	400	400	350
	Value	0	0	0	0	0
Seabream (gilthead)	Production	6000	6800	8000	9000	8050
	Value	0	0	0	0	0
Seabass (common)	Production	8100	8900	9000	9000	9100
	Value	0	0	0	0	0
Mussel	Production	260000	135000	135000	270000	n/a
	Value	0	0	0	0	n/a
Grand Total	Production	274500	151100	152400	288400	17500
	Value	0	0	0	0	0



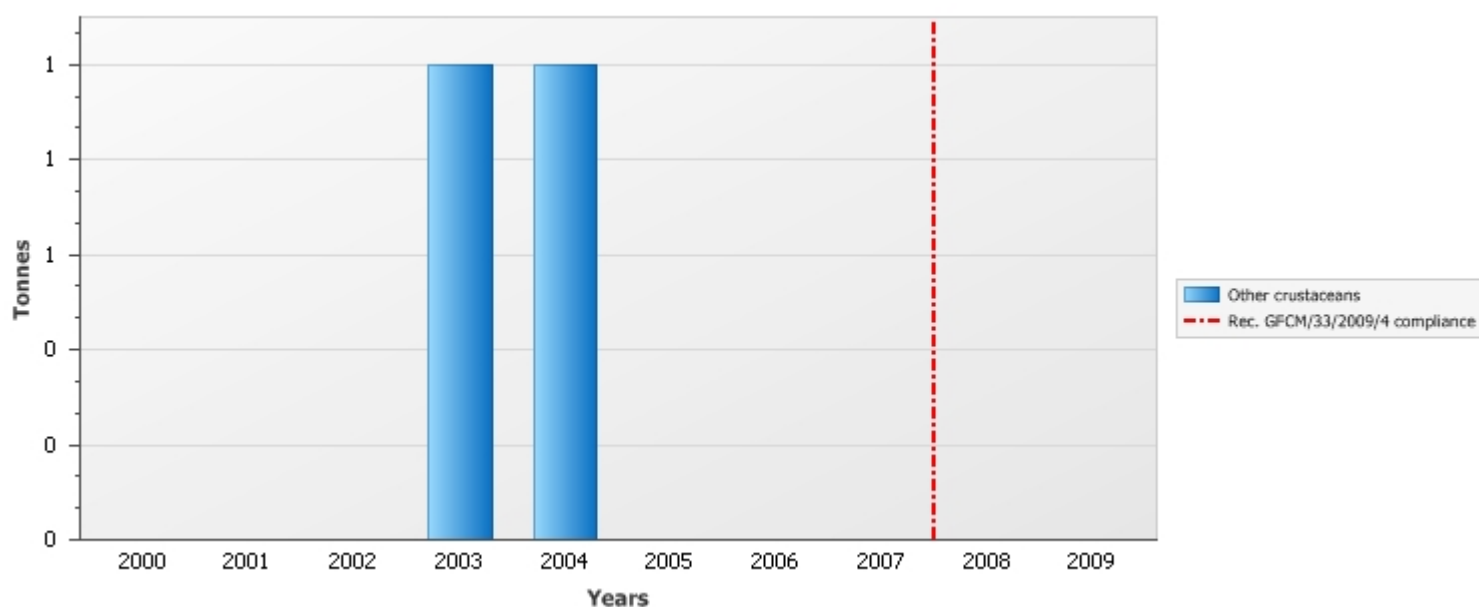
Lebanon Product for consumption (Ongrowing) - Fresh water

Species	Data	2003	2004
Trout (rainbow)	Production	600	550
	Value	0	0
Tilapia	Production	1	1
	Value	0	0
Carps and cyprinids (other)	Production	1	1
	Value	0	0
Grand Total	Production	602	552
	Value	0	0



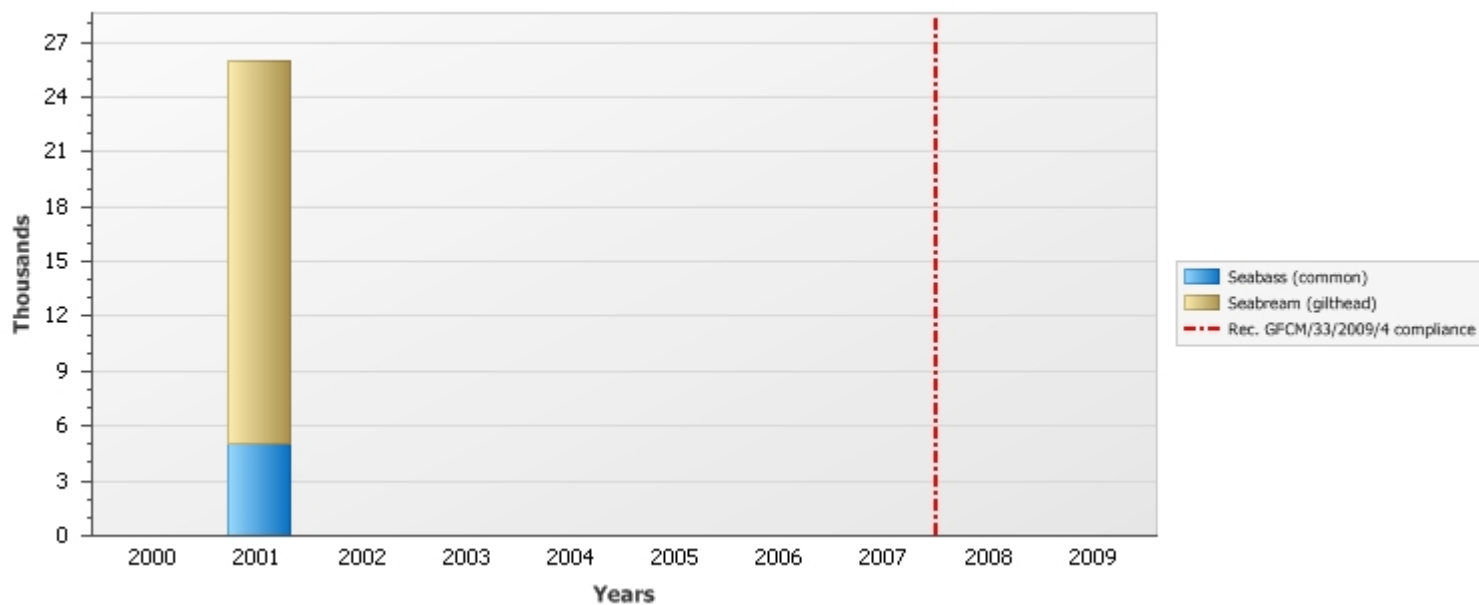
Lebanon Product for consumption (Ongrowing) - Marine water

Species	Data	2003	2004
Other crustaceans	Production	1	1
	Value	0	0



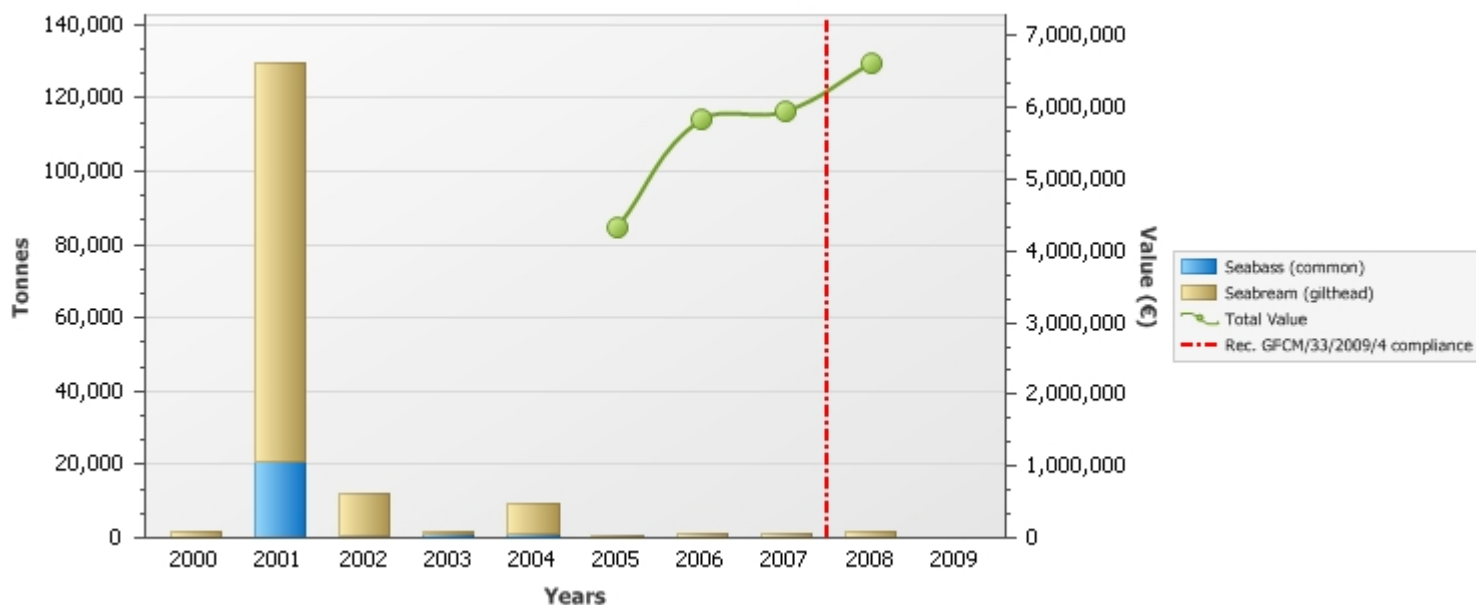
Malta Fry and fingerlings - Marine water

Species	Data	2001
Seabream (gilthead)	Production	21
	Value	0
Seabass (common)	Production	5
	Value	0
Grand Total	Production	26
	Value	0



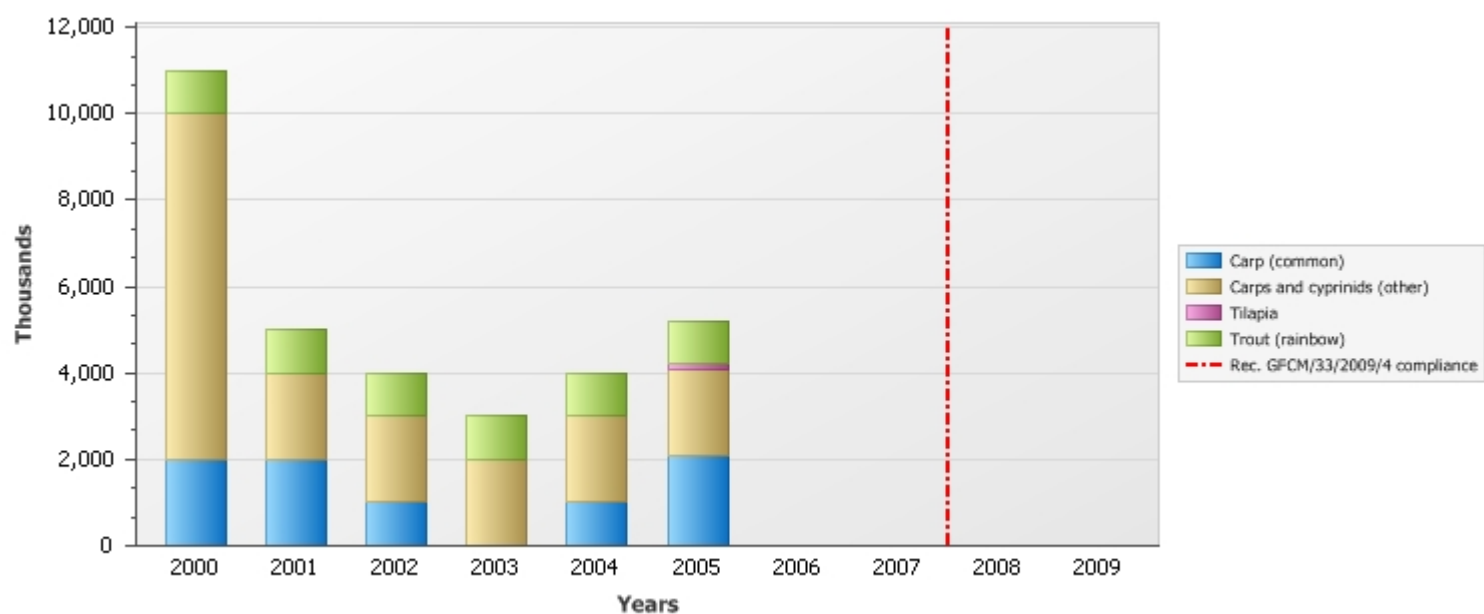
Malta Product for consumption (Ongrowing) - Marine water

Species	Data	2000	2001	2002	2003	2004	2005	2006	2007	2008
Seabream (gilthead)	Production	1512	109057	11222	835	7822	567	894	1100	1586
	Value	0	0	0	0	0	2715930	4318020	4752000	5355580
Seabass (common)	Production	234	20604	529	981	1313	205	153	75	97
	Value	0	0	0	0	0	1621550	1511640	1206975	1271938
Grand Total	Production	1746	129661	11751	1816	9135	772	1047	1175	1683
	Value	0	0	0	0	0	4337480	5829660	5958975	6627518



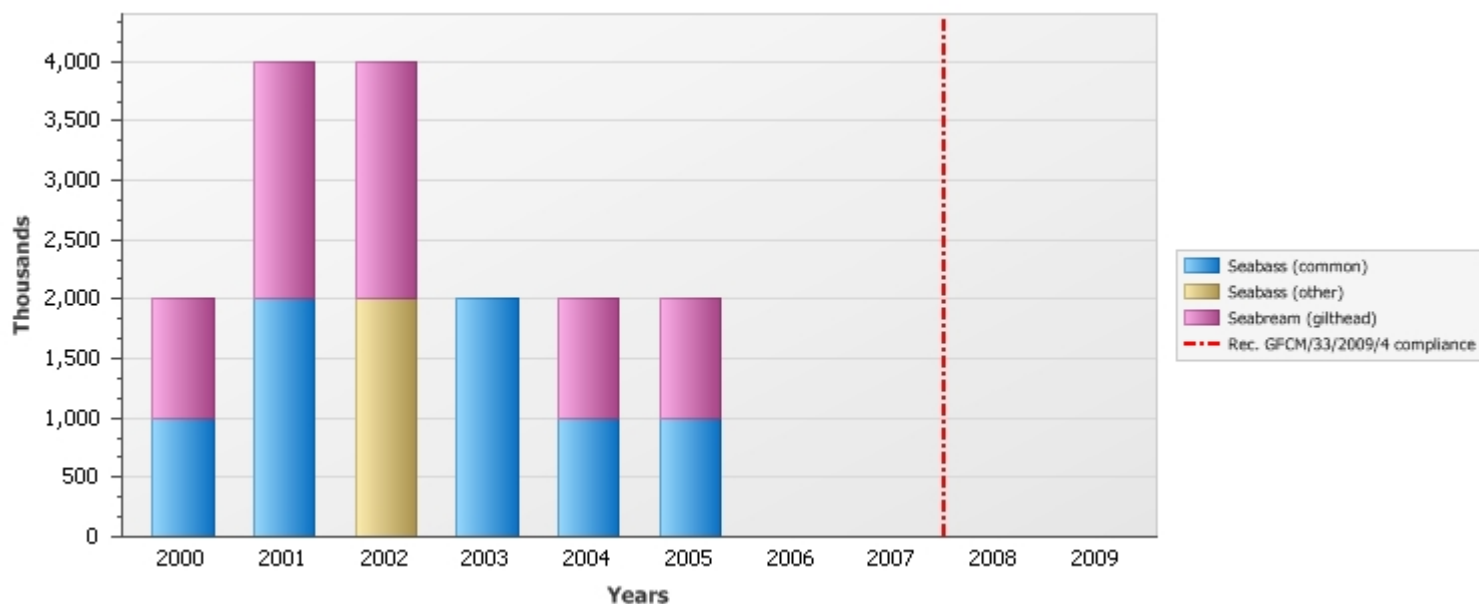
Morocco Fry and fingerlings - Fresh water

Species	Data	2000	2001	2002	2003	2004	2005
Trout (rainbow)	Production	1000	1000	1000	1000	1000	1000
	Value	0	0	0	0	0	0
Tilapia	Production	n/a	n/a	n/a	n/a	n/a	100
	Value	n/a	n/a	n/a	n/a	n/a	0
Carps and cyprinids (other)	Production	8000	2000	2000	2000	2000	2000
	Value	0	0	0	0	0	0
Carp (common)	Production	2000	2000	1000	n/a	1000	2100
	Value	0	0	0	n/a	0	0
Grand Total	Production	11000	5000	4000	3000	4000	5200
	Value	0	0	0	0	0	0



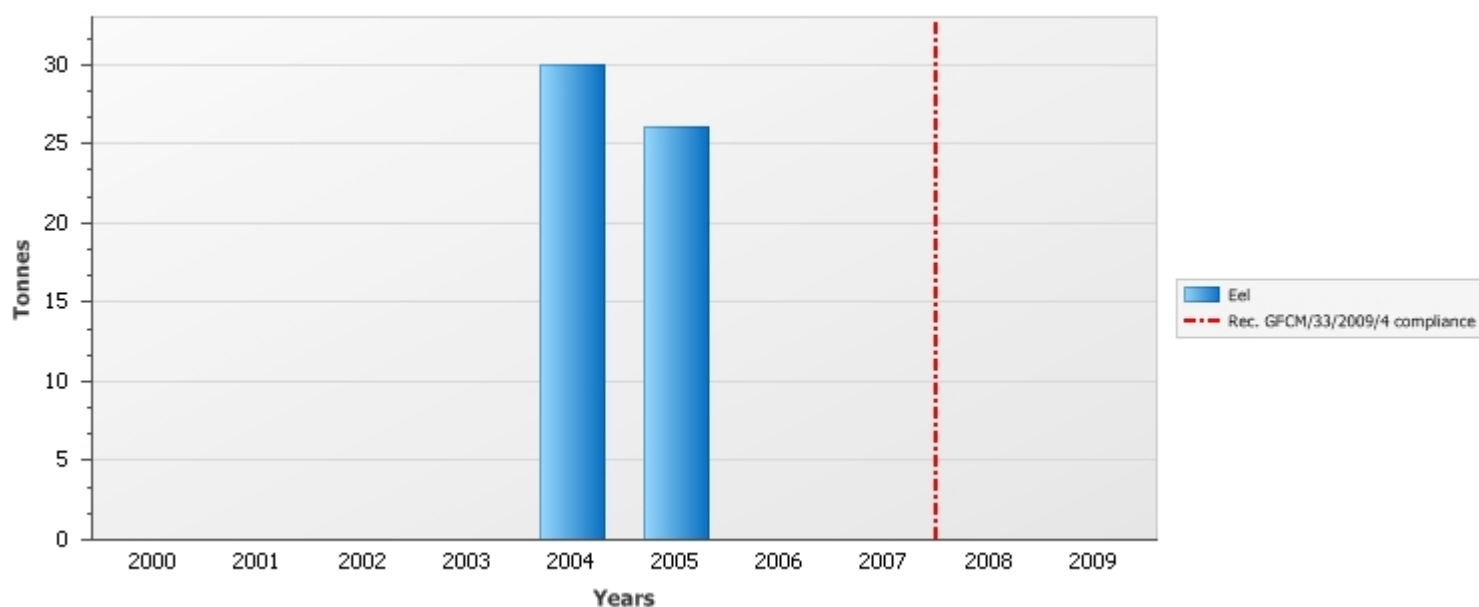
Morocco Fry and fingerlings - Marine water

Species	Data	2000	2001	2002	2003	2004	2005
Seabream (gilthead)	Production	1000	2000	2000	n/a	1000	1000
	Value	0	0	0	n/a	0	0
Seabass (other)	Production	n/a	n/a	2000	n/a	n/a	n/a
	Value	n/a	n/a	0	n/a	n/a	n/a
Seabass (common)	Production	1000	2000	n/a	2000	1000	1000
	Value	0	0	n/a	0	0	0
Grand Total	Production	2000	4000	4000	2000	2000	2000
	Value	0	0	0	0	0	0



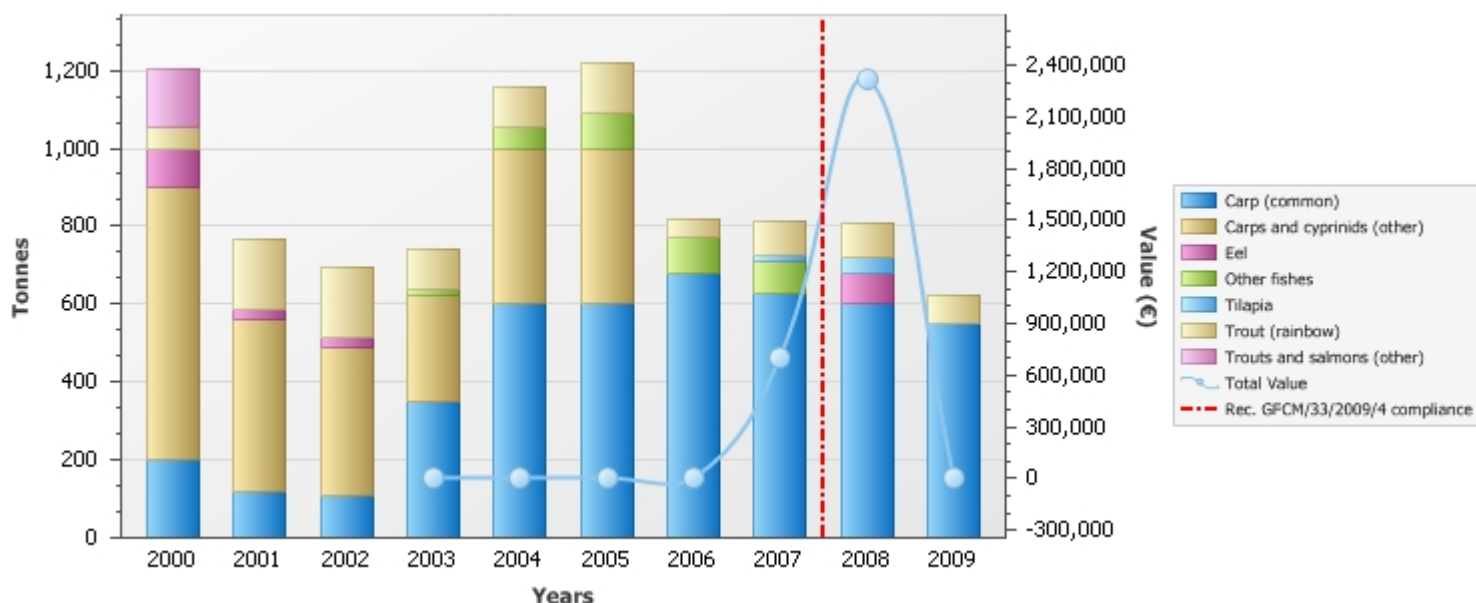
Morocco Product for consumption (Ongrowing) - Brackish water

Species	Data	2004	2005
Eel	Production	30	26
	Value	0	0



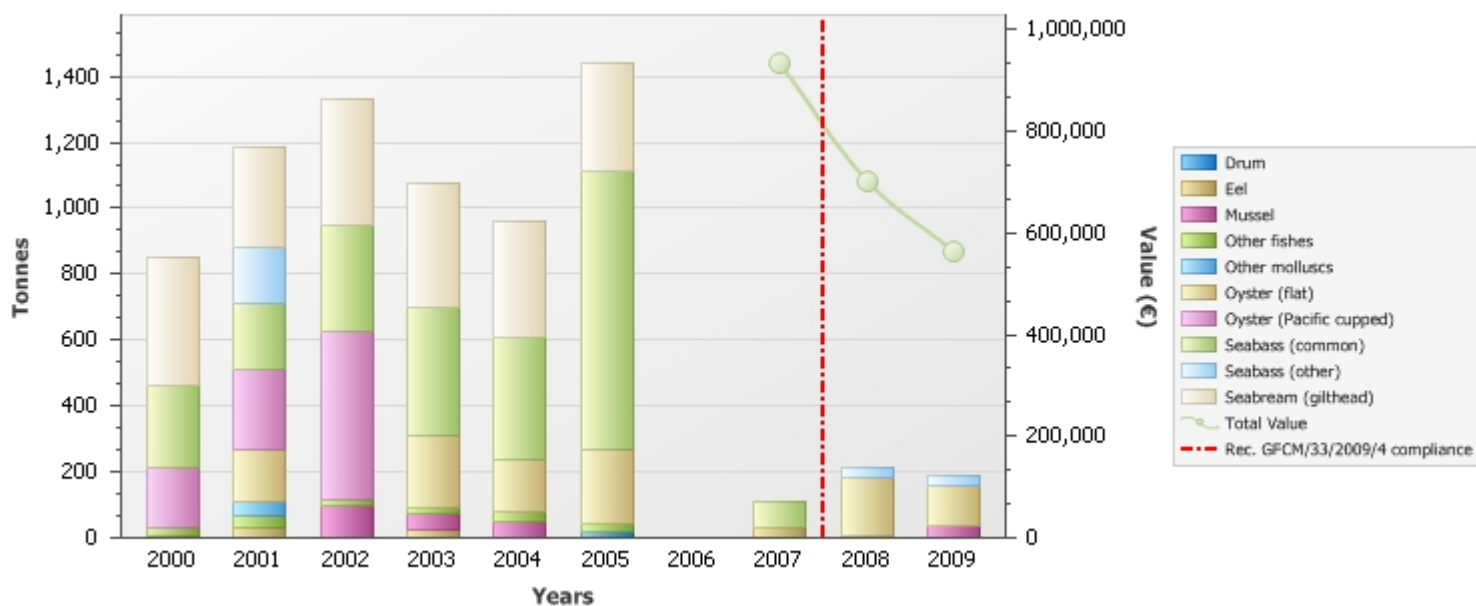
Morocco Product for consumption (Ongrowing) - Fresh water

Species	Data	2000	2001	2002	2003	2004	2005	2006	2007	2008	2009
Trouts and salmons (other)	Production	150	n/a	n/a	n/a	n/a	n/a	n/a	n/a	n/a	n/a
	Value	0	n/a	n/a	n/a	n/a	n/a	n/a	n/a	n/a	n/a
Trout (rainbow)	Production	60	180	180	100	100	130	50	90	90	70
	Value	0	0	0	200	200	225	225	450	450	280
Tilapia	Production	n/a	n/a	n/a	n/a	n/a	n/a	n/a	15	40	n/a
	Value	n/a	n/a	n/a	n/a	n/a	n/a	n/a	75000	200000	n/a
Other fishes	Production	n/a	n/a	n/a	20	55	90	90	83	n/a	n/a
	Value	n/a	n/a	n/a	16	44	81	81	66400	n/a	n/a
Eel	Production	95	28	24	n/a	n/a	n/a	n/a	n/a	79	n/a
	Value	0	0	0	n/a	n/a	n/a	n/a	n/a	1580000	n/a
Carps and cyprinids (other)	Production	700	440	380	270	400	400	n/a	n/a	n/a	n/a
	Value	0	0	0	0	0	0	n/a	n/a	n/a	n/a
Carp (common)	Production	200	120	110	350	600	600	680	626	600	550
	Value	0	0	0	315	540	534	605	563400	540000	495
Grand Total	Production	1205	768	694	740	1155	1220	820	814	809	620
	Value	0	0	0	531	784	840	911	705250	2320450	775



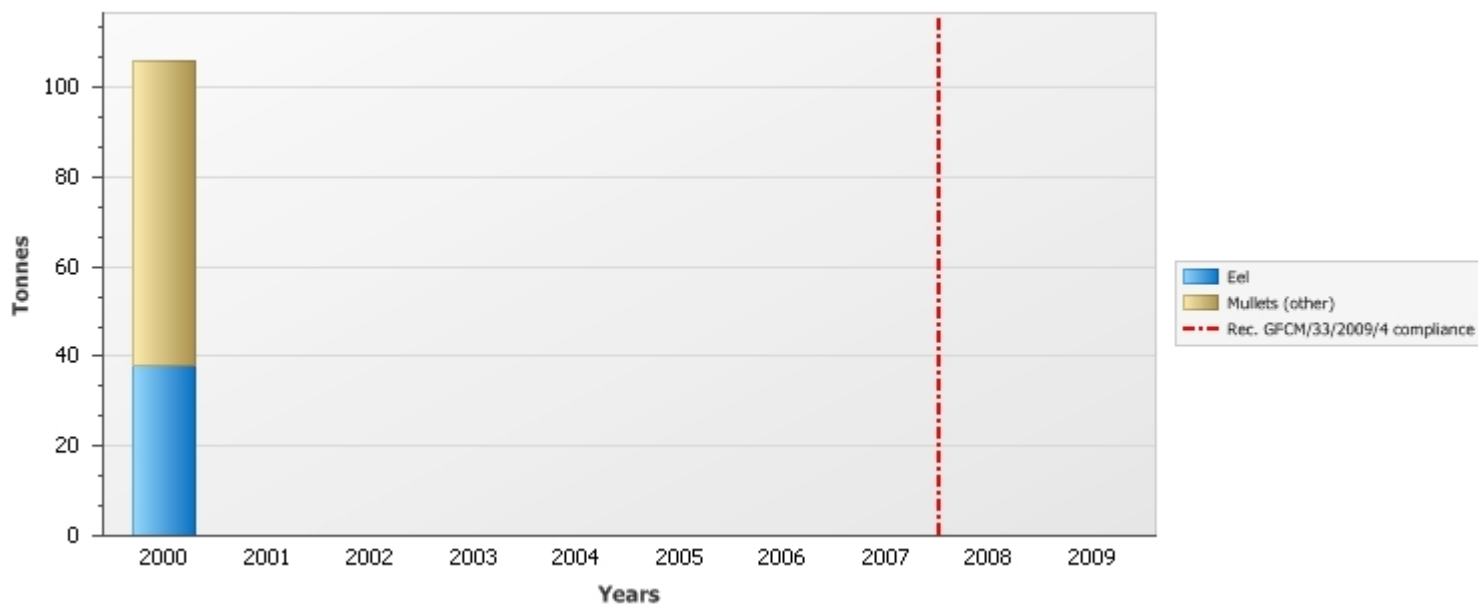
Morocco Product for consumption (Ongrowing) - Marine water

Species	Data	2000	2001	2002	2003	2004	2005	2007	2008	2009
Seabream (gilthead)	Production	390	304	378	378	350	332	n/a	n/a	n/a
	Value	0	0	0	0	0	0	n/a	n/a	n/a
Seabass (other)	Production	n/a	172	n/a	n/a	n/a	n/a	n/a	29	35
	Value	n/a	0	n/a	n/a	n/a	n/a	n/a	199363	238636
Seabass (common)	Production	250	202	325	389	370	845	79	n/a	n/a
	Value	0	0	0	0	0	0	355500	n/a	n/a
Oyster (Pacific cupped)	Production	183	242	510	n/a	n/a	n/a	n/a	n/a	n/a
	Value	0	0	0	n/a	n/a	n/a	n/a	n/a	n/a
Oyster (flat)	Production	n/a	156	n/a	222	160	225	n/a	181	120
	Value	n/a	0	n/a	0	0	0	n/a	501686	246013
Other molluscs	Production	n/a	41	n/a	n/a	n/a	n/a	n/a	n/a	n/a
	Value	n/a	0	n/a	n/a	n/a	n/a	n/a	n/a	n/a
Other fishes	Production	24	41	15	15	30	20	n/a	n/a	n/a
	Value	0	0	0	0	0	0	n/a	n/a	n/a
Mussel	Production	4	n/a	100	50	50	n/a	n/a	4	35
	Value	0	n/a	0	0	0	n/a	n/a	800	79545
Eel	Production	n/a	28	n/a	24	n/a	n/a	29	n/a	n/a
	Value	n/a	0	n/a	0	n/a	n/a	580000	n/a	n/a
Drum	Production	n/a	n/a	n/a	n/a	n/a	20	n/a	n/a	n/a
	Value	n/a	n/a	n/a	n/a	n/a	0	n/a	n/a	n/a
Grand Total	Production	851	1186	1328	1078	960	1442	108	214	190
	Value	0	0	0	0	0	0	935500	701849	564194



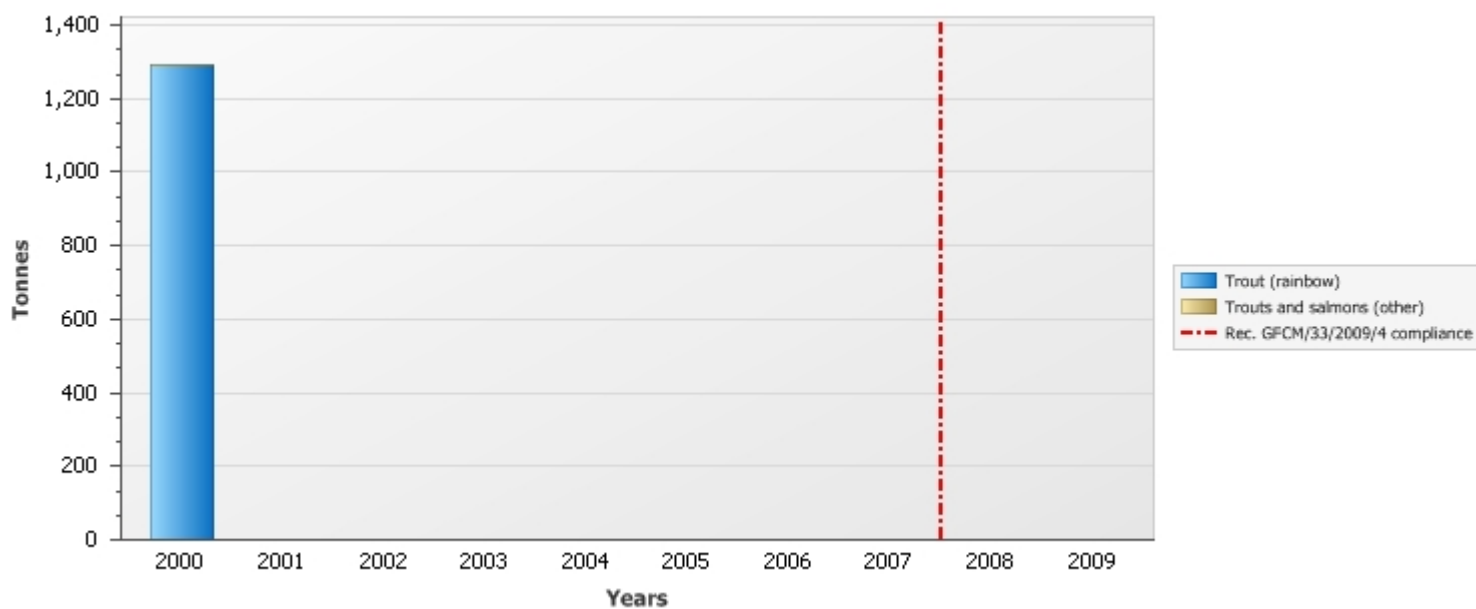
Portugal Product for consumption (Ongrowing) - Brackish water

Species	Data	2000
Mullet (other)	Production	68
	Value	0
Eel	Production	38
	Value	0
Grand Total	Production	106
	Value	0



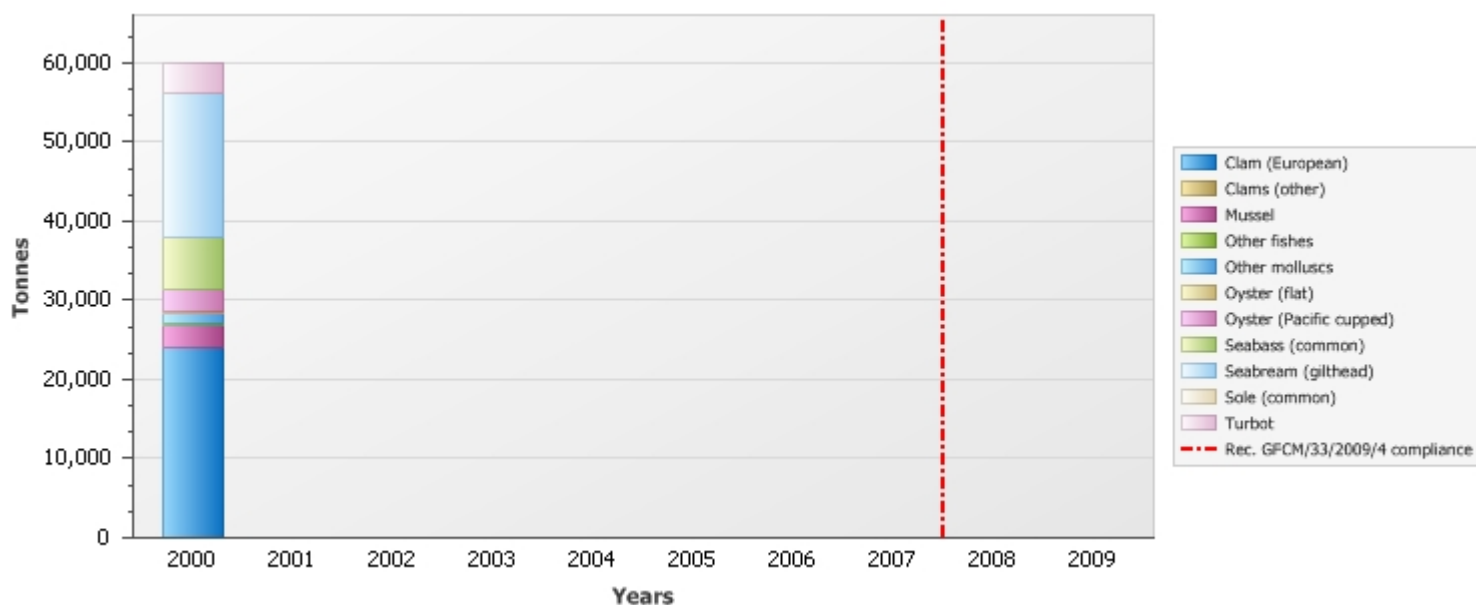
Portugal Product for consumption (Ongrowing) - Fresh water

Species	Data	2000
Trouts and salmons (other)	Production	1
	Value	0
Trout (rainbow)	Production	1292
	Value	0
Grand Total	Production	1293
	Value	0



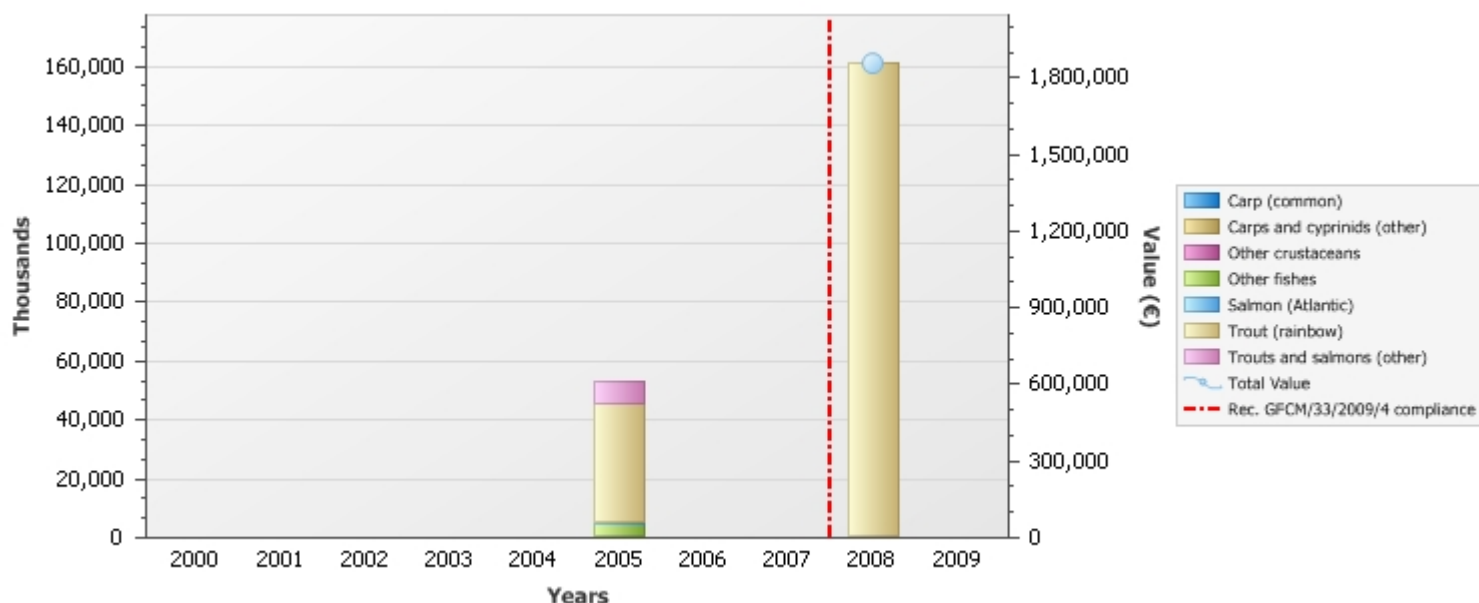
Portugal Product for consumption (Ongrowing) - Marine water

Species	Data	2000
Turbot	Production	3795
	Value	0
Sole (common)	Production	103
	Value	0
Seabream (gilthead)	Production	18146
	Value	0
Seabass (common)	Production	6526
	Value	0
Oyster (Pacific cupped)	Production	2945
	Value	0
Oyster (flat)	Production	252
	Value	0
Other molluscs	Production	1311
	Value	0
Other fishes	Production	92
	Value	0
Mussel	Production	2728
	Value	0
Clams (other)	Production	6
	Value	0
Clam (European)	Production	24157
	Value	0
Grand Total	Production	60061
	Value	0



Spain Fry and fingerlings - Fresh water

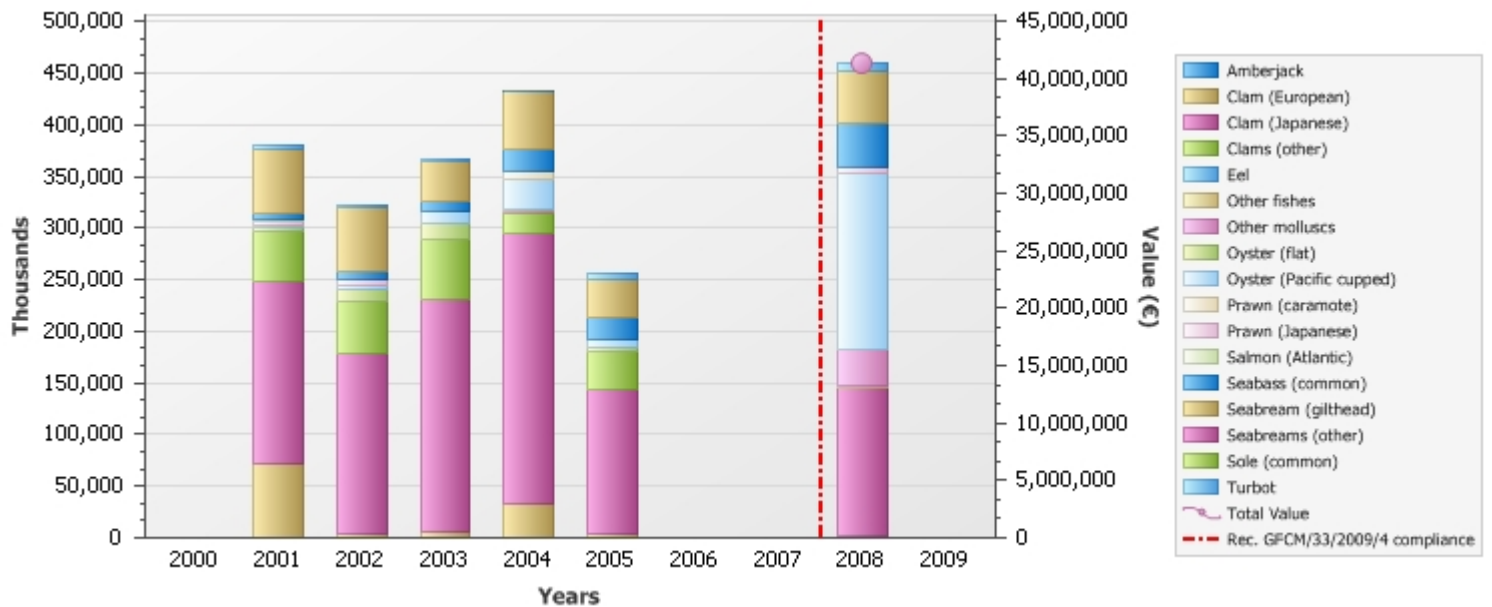
Species	Data	2005	2008
Trouts and salmon (other)	Production	7488	n/a
	Value	0	n/a
Trout (rainbow)	Production	40518	160716
	Value	0	1769866
Salmon (Atlantic)	Production	525	n/a
	Value	0	n/a
Other fishes	Production	4336	n/a
	Value	0	n/a
Other crustaceans	Production	105	250
	Value	0	0
Carps and cyprinids (other)	Production	n/a	336
	Value	n/a	50400
Carp (common)	Production	300	20
	Value	0	40000
Grand Total	Production	53272	161322
	Value	0	1860266



Spain Fry and fingerlings - Marine water

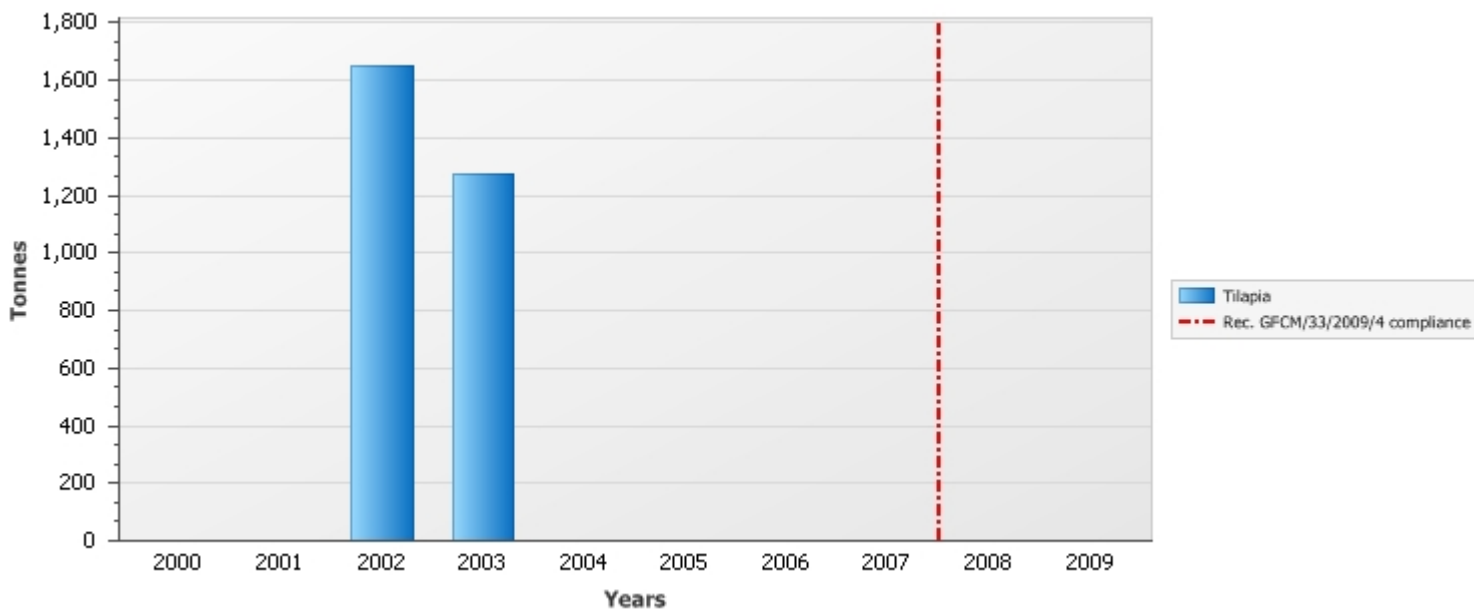
Species	Data	2001	2002	2003	2004	2005	2008
Turbot	Production	4793	1519	3307	107	6091	7586
	Value	0	0	0	0	0	9610778
Sole (common)	Production	420	505	n/a	1091	32	253
	Value	0	0	n/a	0	0	292140
Seabreams (other)	Production	n/a	n/a	n/a	n/a	16	n/a
	Value	n/a	n/a	n/a	n/a	0	n/a
Seabream (gilthead)	Production	60849	61815	37784	55280	36850	50887
	Value	0	0	0	0	0	17088063
Seabass (common)	Production	7333	9260	10075	21540	21200	41807
	Value	0	0	0	0	0	11541925
Salmon (Atlantic)	Production	200	n/a	n/a	n/a	n/a	n/a

Salmon (Atlantic)	Value	0	n/a	n/a	n/a	n/a	n/a
Prawn (Japanese)	Production	4000	5400	n/a	n/a	n/a	6938
	Value	0	0	n/a	n/a	n/a	23000
Prawn (caramote)	Production	n/a	n/a	n/a	7500	n/a	n/a
	Value	n/a	n/a	n/a	0	n/a	n/a
Oyster (Pacific cupped)	Production	2566	2500	12000	28380	8050	170855
	Value	0	0	0	0	0	8750
Oyster (flat)	Production	3915	11984	15613	2300	3400	n/a
	Value	0	0	0	0	0	n/a
Other molluscs	Production	n/a	n/a	n/a	2000	n/a	34122
	Value	n/a	n/a	n/a	0	n/a	220920
Other fishes	Production	n/a	n/a	n/a	n/a	n/a	2816
	Value	n/a	n/a	n/a	n/a	n/a	1730853
Eel	Production	n/a	n/a	476	n/a	n/a	n/a
	Value	n/a	n/a	0	n/a	n/a	n/a
Clams (other)	Production	48325	50418	56863	19793	37880	n/a
	Value	0	0	0	0	0	n/a
Clam (Japanese)	Production	176389	175825	225497	262662	138434	142919
	Value	0	0	0	0	0	827150
Clam (European)	Production	72112	3117	5854	32090	4166	1955
	Value	0	0	0	0	0	13034
Amberjack	Production	n/a	n/a	n/a	n/a	n/a	27
	Value	n/a	n/a	n/a	n/a	n/a	11200
Grand Total	Production	380902	322343	367469	432743	256119	460165
	Value	0	0	0	0	0	41367813



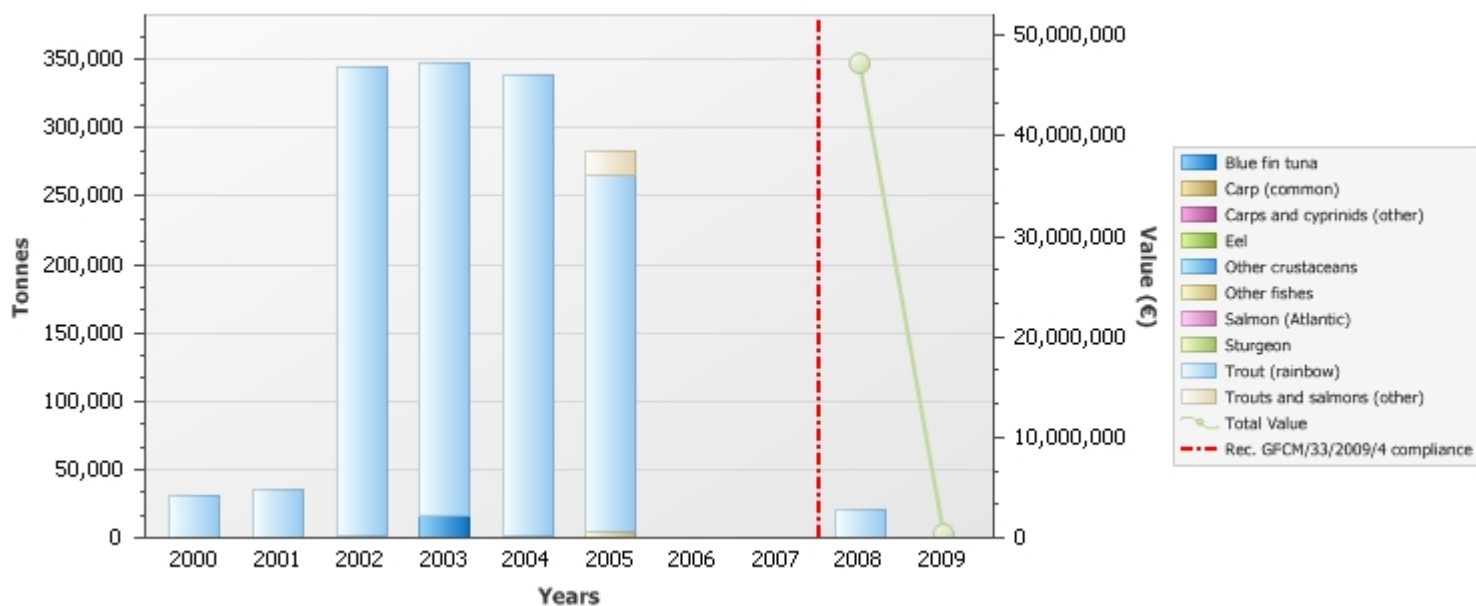
Spain Product for consumption (Ongrowing) - Brackish water

Species	Data	2002	2003
Tilapia	Production	1651	1274
	Value	0	0



Spain Product for consumption (Ongrowing) - Fresh water

Species	Data	2000	2001	2002	2003	2004	2005	2008	2009
Trouts and salmon (other)	Production	n/a	n/a	n/a	n/a	n/a	17875	n/a	n/a
	Value	n/a	n/a	n/a	n/a	n/a	0	n/a	n/a
Trout (rainbow)	Production	31000	35384	343043	331129	337450	260783	19843	128
	Value	0	0	0	0	0	0	41166817	373000
Sturgeon	Production	100	140	225	225	82	102	150	n/a
	Value	0	0	0	0	0	0	2254500	n/a
Salmon (Atlantic)	Production	n/a	n/a	n/a	n/a	n/a	81	n/a	n/a
	Value	n/a	n/a	n/a	n/a	n/a	0	n/a	n/a
Other fishes	Production	n/a	n/a	n/a	n/a	n/a	4337	n/a	n/a
	Value	n/a	n/a	n/a	n/a	n/a	0	n/a	n/a
Other crustaceans	Production	1	n/a	n/a	n/a	n/a	3	1	n/a
	Value	0	n/a	n/a	n/a	n/a	0	7200	n/a
Eel	Production	n/a	n/a	n/a	20	14	n/a	446	n/a
	Value	n/a	n/a	n/a	0	0	n/a	3608088	n/a
Carps and cyprinids (other)	Production	160	128	1005	499	810	n/a	29	n/a
	Value	0	0	0	0	0	n/a	270825	n/a
Carp (common)	Production	n/a	n/a	n/a	n/a	n/a	n/a	1	n/a
	Value	n/a	n/a	n/a	n/a	n/a	n/a	3840	n/a
Blue fin tuna	Production	n/a	n/a	n/a	16000	n/a	n/a	n/a	n/a
	Value	n/a	n/a	n/a	0	n/a	n/a	n/a	n/a
Grand Total	Production	31261	35652	344273	347873	338356	283181	20470	128
	Value	0	0	0	0	0	0	47311270	373000

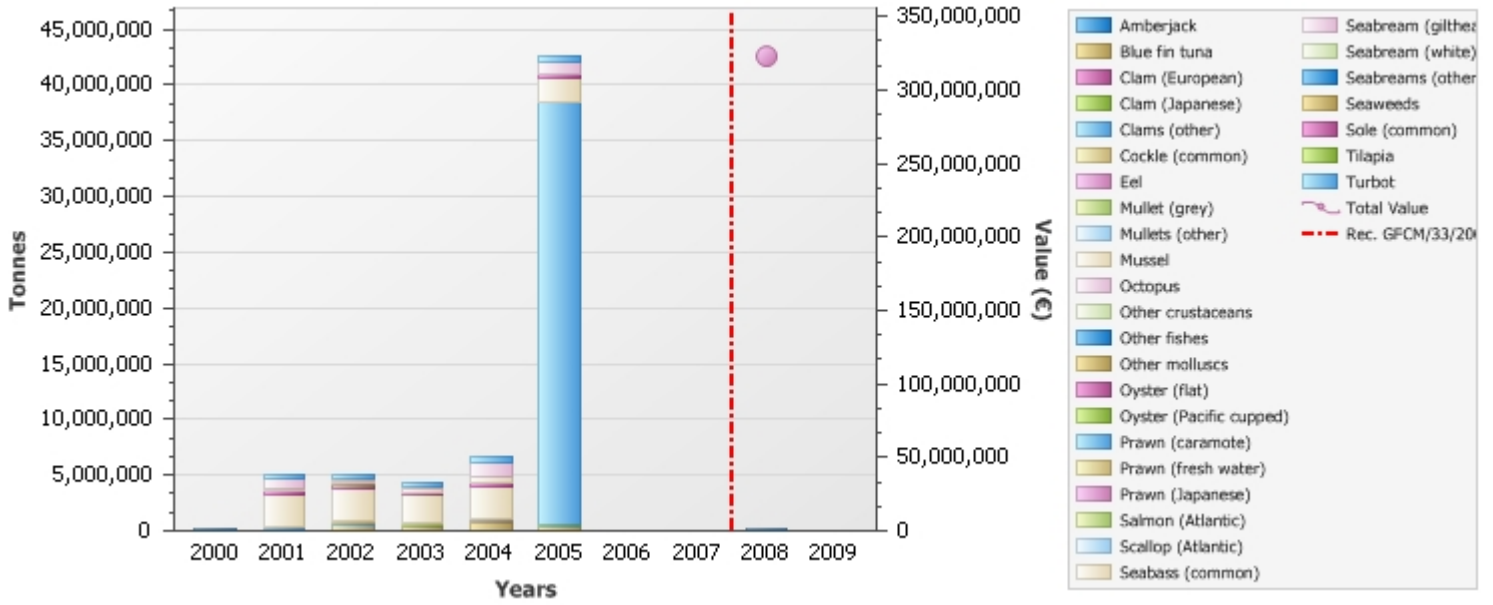


Spain Product for consumption (Ongrowing) - Marine water

Species	Data	2000	2001	2002	2003	2004	2005	2008
Turbot	Production	3378	363611	395433	382174	446171	551155	7129
	Value	0	0	0	0	0	0	48577560
Tilapia	Production	n/a	n/a	n/a	n/a	3	12	n/a
	Value	n/a	n/a	n/a	n/a	0	0	n/a
Sole (common)	Production	13	4273	590	387	5763	3041	54

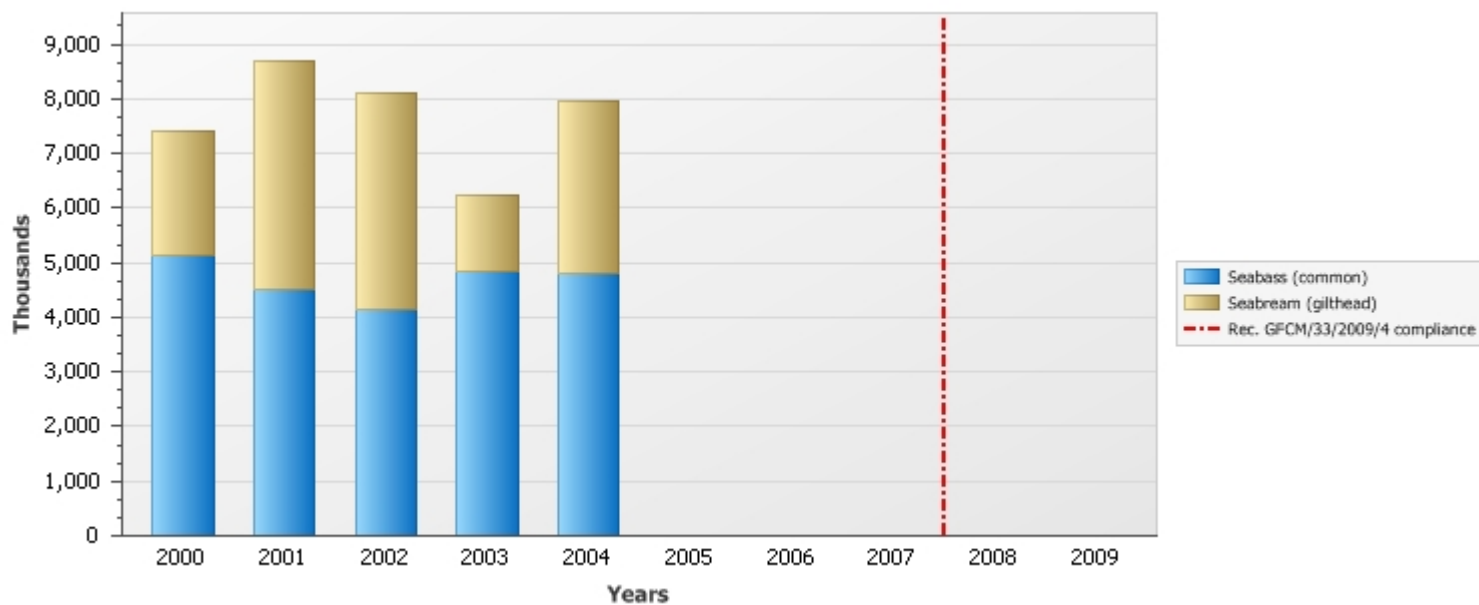
Sole (common)	Value	0	0	0	0	0	0	503046
Seaweeds	Production	n/a	n/a	n/a	n/a	n/a	n/a	14
	Value	n/a	n/a	n/a	n/a	n/a	n/a	685887
Seabreams (other)	Production	n/a	n/a	n/a	n/a	4805	11784	n/a
	Value	n/a	n/a	n/a	n/a	0	0	n/a
Seabream (white)	Production	n/a	n/a	n/a	n/a	n/a	n/a	1
	Value	n/a	n/a	n/a	n/a	n/a	n/a	410
Seabream (gilthead)	Production	8305	798452	150051	242110	1384829	1138132	20744
	Value	0	0	0	0	0	0	69335869
Seabass (common)	Production	1837	176572	263508	332415	451331	32650.87	8980
	Value	0	0	0	0	0	0	49384730
Scallop (Atlantic)	Production	7	216	85	n/a	n/a	n/a	n/a
	Value	0	0	0	n/a	n/a	n/a	n/a
Salmon (Atlantic)	Production	226	323	300	50	30	n/a	n/a
	Value	0	0	0	0	0	n/a	n/a
Prawn (Japanese)	Production	n/a	33.3	3939	n/a	n/a	n/a	44
	Value	n/a	0	0	n/a	n/a	n/a	1050283
Prawn (fresh water)	Production	n/a	n/a	n/a	n/a	n/a	55	n/a
	Value	n/a	n/a	n/a	n/a	n/a	0	n/a
Prawn (caramote)	Production	n/a	1	n/a	281	4439	9875	n/a
	Value	n/a	0	n/a	0	0	0	n/a
Oyster (Pacific cupped)	Production	1205	69044	73487	3962	101678	2914	1133
	Value	0	0	0	0	0	0	1755610
Oyster (flat)	Production	2810	386501	376384	45319	257456	260877	759
	Value	0	0	0	0	0	0	3637244
Other molluscs	Production	n/a	1126	n/a	522	3524	1223	9
	Value	n/a	0	n/a	0	0	0	112770
Other fishes	Production	n/a	n/a	5	n/a	1267	31334	656
	Value	n/a	n/a	0	n/a	0	0	3403930
Other crustaceans	Production	110	82	8707	871	6254	n/a	69
	Value	0	0	0	0	0	n/a	181750
Octopus	Production	n/a	1462	1667	1024	1266	158	28
	Value	n/a	0	0	0	0	0	162788
Mussel	Production	243275	2737620	2874732	2655622	2948262	2093146	192859
	Value	0	0	0	0	0	0	88537374
Mulletts (other)	Production	113	n/a	18571	13222	n/a	n/a	119
	Value	0	n/a	0	0	n/a	n/a	481592
Mullet (grey)	Production	n/a	1241	n/a	n/a	15448	10413	n/a
	Value	n/a	0	n/a	n/a	0	0	n/a
Eel	Production	302	447	29486	2915	36266	32090	14
	Value	0	0	0	0	0	0	88139
Cockle (common)	Production	n/a	51274	226791	96958	106225	52069	2398
	Value	n/a	0	0	0	0	0	6679400
Clams (other)	Production	n/a	202862	165689	12827	30917	37880867	529
	Value	n/a	0	0	0	0	0	4678395
Clam (Japanese)	Production	n/a	57276	n/a	130990	167974	138869	1825
	Value	n/a	0	n/a	0	0	0	340821
Clam (European)	Production	288	85303	n/a	23039	24513	24936	385
	Value	0	0	n/a	0	0	0	6841883
Blue fin tuna	Production	3682	44467	484593	368707	642263	370017	2567
	Value	0	0	0	0	0	0	36981875
Amberjack	Production	n/a	n/a	n/a	n/a	n/a	n/a	1

Amberjack	Value	n/a	n/a	n/a	n/a	n/a	n/a	3104
Grand Total	Production	265551	4982186.3	5074018	4313395	6640684	42645617.8	240317
	Value	0	0	0	0	0	0	323424460



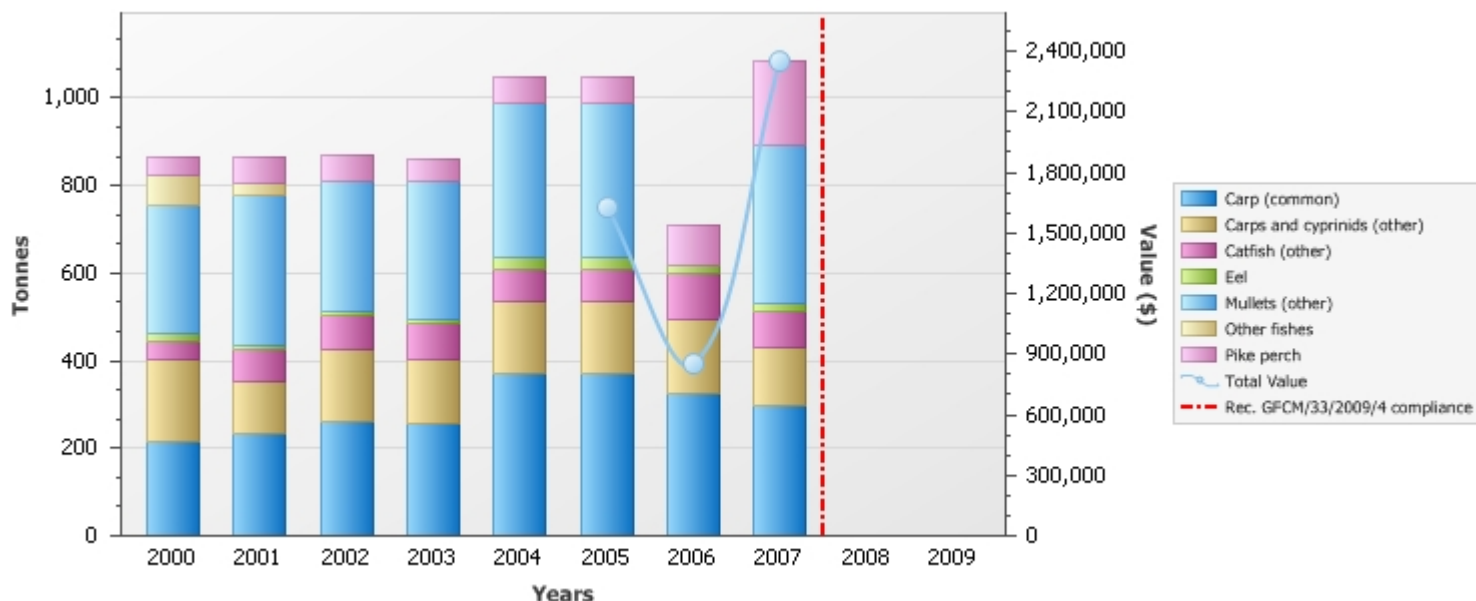
Tunisia Fry and fingerlings - Marine water

Species	Data	2000	2001	2002	2003	2004
Seabream (gilthead)	Production	2279	4200	3965	1382	3134
	Value	0	0	0	0	0
Seabass (common)	Production	5124	4500	4130	4837	4815
	Value	0	0	0	0	0
Grand Total	Production	7403	8700	8095	6219	7949
	Value	0	0	0	0	0



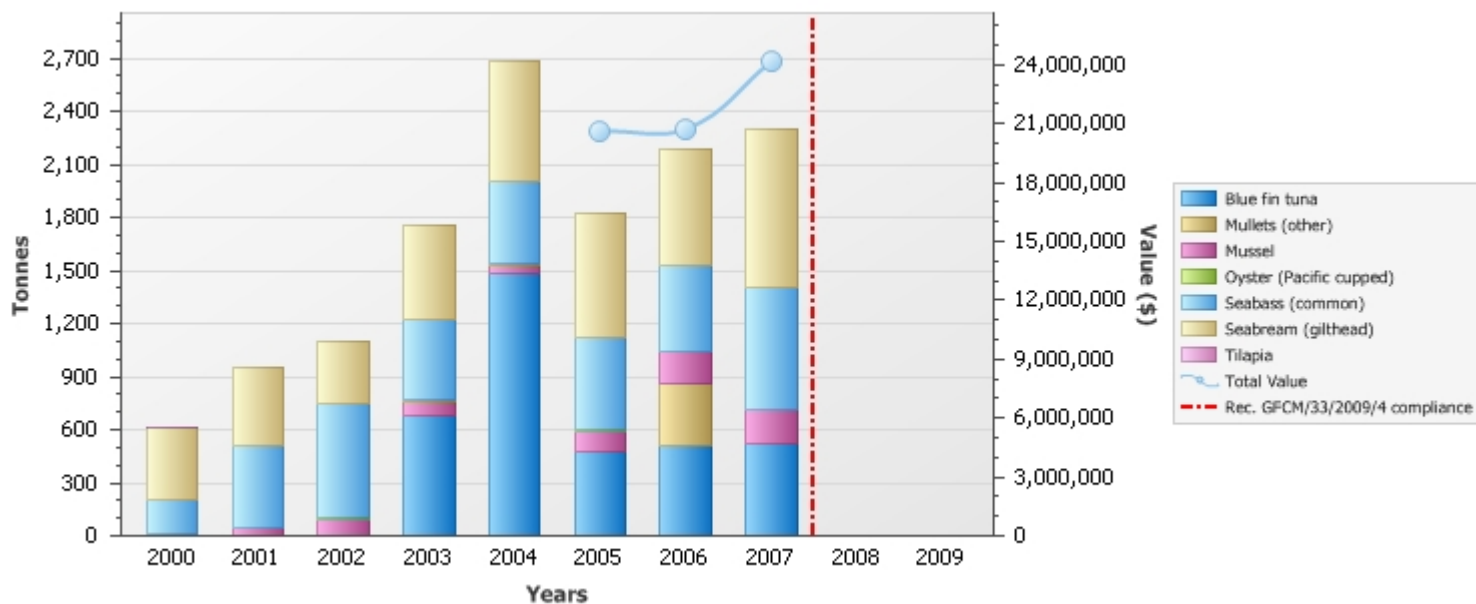
Tunisia Product for consumption (Ongrowing) - Fresh water

Species	Data	2000	2001	2002	2003	2004	2005	2006	2007
Pike perch	Production	39	58	56	51	59	59	89.5	192.4
	Value	0	0	0	0	0	177000	179000	600000
Other fishes	Production	69	25	n/a	n/a	n/a	n/a	n/a	n/a
	Value	0	0	n/a	n/a	n/a	n/a	n/a	n/a
Mullet (other)	Production	294	345	301	314	352	352	n/a	361.5
	Value	0	0	0	0	0	704000	n/a	1083000
Eel	Production	20	11	9	7	28	27.7	19.4	17.7
	Value	0	0	0	0	0	138500	76600	70000
Catfish (other)	Production	41	72	78	84	76	75.8	108.5	86.3
	Value	0	0	0	0	0	75800	108500	173000
Carps and cyprinids (other)	Production	187	117	165	147	165	165.6	167.2	129
	Value	0	0	0	0	0	165600	167200	129000
Carp (common)	Production	214	235	259	256	369	369	325	299
	Value	0	0	0	0	0	369000	325000	299000
Grand Total	Production	864	863	868	859	1049	1049.1	709.6	1085.9
	Value	0	0	0	0	0	1629900	856300	2354000



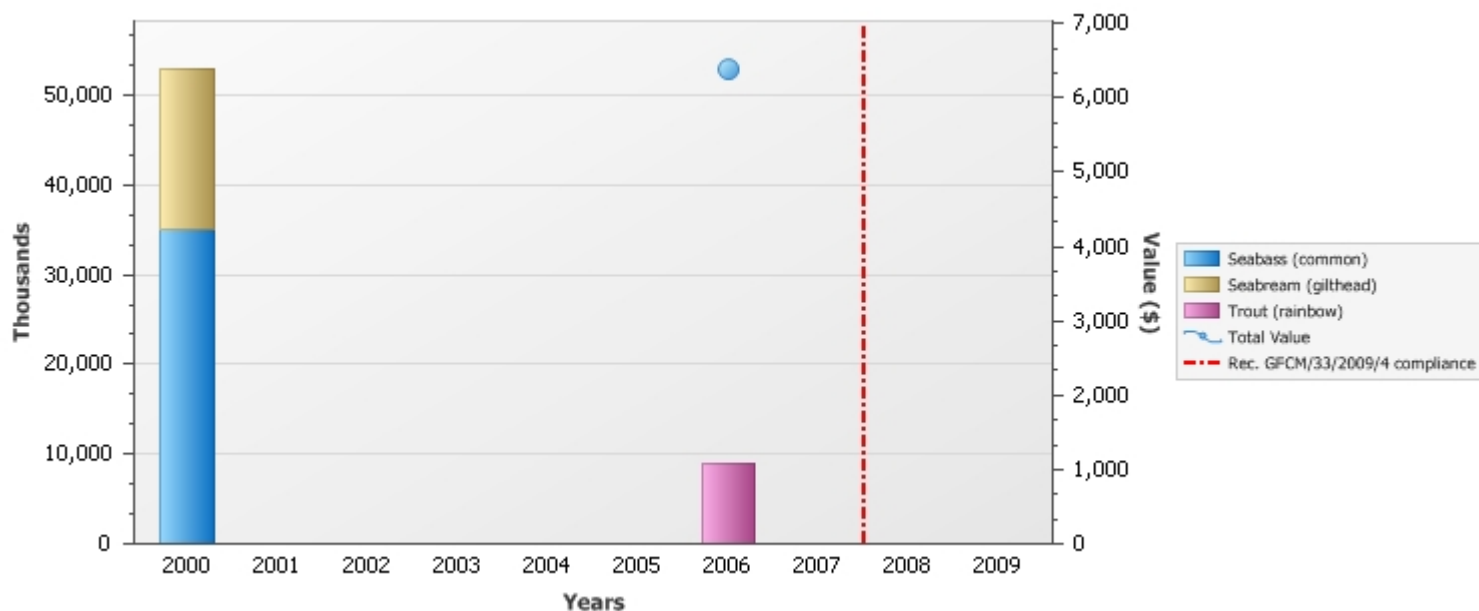
Tunisia Product for consumption (Ongrowing) - Marine water

Species	Data	2000	2001	2002	2003	2004	2005	2006	2007
Tilapia	Production	1	n/a	n/a	n/a	n/a	n/a	n/a	n/a
	Value	0	n/a	n/a	n/a	n/a	n/a	n/a	n/a
Seabream (gilthead)	Production	409	448	352	528	679	705	650	900
	Value	0	0	0	0	0	5640000	5200000	7560000
Seabass (common)	Production	198	461	648	458	466	525	493	683
	Value	0	0	0	0	0	5250000	4930000	5870000
Oyster (Pacific cupped)	Production	9	1	8	8	8	3.6	1.4	n/a
	Value	0	0	0	0	0	11000	4200	n/a
Mussel	Production	n/a	45	95	81	49	117	177.3	199
	Value	n/a	0	0	0	0	234000	355000	400000
Mulletts (other)	Production	n/a	n/a	n/a	n/a	n/a	n/a	351	n/a
	Value	n/a	n/a	n/a	n/a	n/a	n/a	1053	n/a
Blue fin tuna	Production	n/a	n/a	n/a	678	1485	476	511	519
	Value	n/a	n/a	n/a	0	0	9520000	10220000	10380000
Grand Total	Production	617	955	1103	1753	2687	1826.6	2183.7	2301
	Value	0	0	0	0	0	20655000	20710253	24210000



Turkey Fry and fingerlings - Marine water

Species	Data	2000	2006
Trout (rainbow)	Production	n/a	8981
	Value	n/a	6393
Seabream (gilthead)	Production	17950	n/a
	Value	0	n/a
Seabass (common)	Production	35000	n/a
	Value	0	n/a
Grand Total	Production	52950	8981
	Value	0	6393



Turkey Product for consumption (Ongrowing) - Fresh water

Species	Data	2000	2001	2002	2006	2007	2008
Trout (rainbow)	Production	42572	40000	40000	n/a	58433	65938
	Value	0	0	0	n/a	187820	188365
Carp (common)	Production	813	n/a	590	668	600	629
	Value	0	n/a	0	1500	1821	2030
Grand Total	Production	43385	40000	40590	668	59033	66567
	Value	0	0	0	1500	189641	190395



Turkey Product for consumption (Ongrowing) - Marine water

Species	Data	2000	2001	2002	2006	2007	2008
Trout (rainbow)	Production	1961	1240	846	n/a	2740	n/a
	Value	0	0	0	n/a	10952	n/a
Seabream (gilthead)	Production	15460	12939	11681	28463	33500	31670
	Value	0	0	0	157541	169892	124417
Seabass (common)	Production	17877	15546	14339	38408	41900	49270
	Value	0	0	0	162900	218478	263946
Other fishes	Production	n/a	n/a	n/a	2200	1600	1772
	Value	n/a	n/a	n/a	3928	9600	18985
Mussel	Production	n/a	n/a	n/a	1545	1100	196
	Value	n/a	n/a	n/a	1655	1257	1200
Grand Total	Production	35298	29725	26866	70616	80840	82908
	Value	0	0	0	326024	410179	408548

