



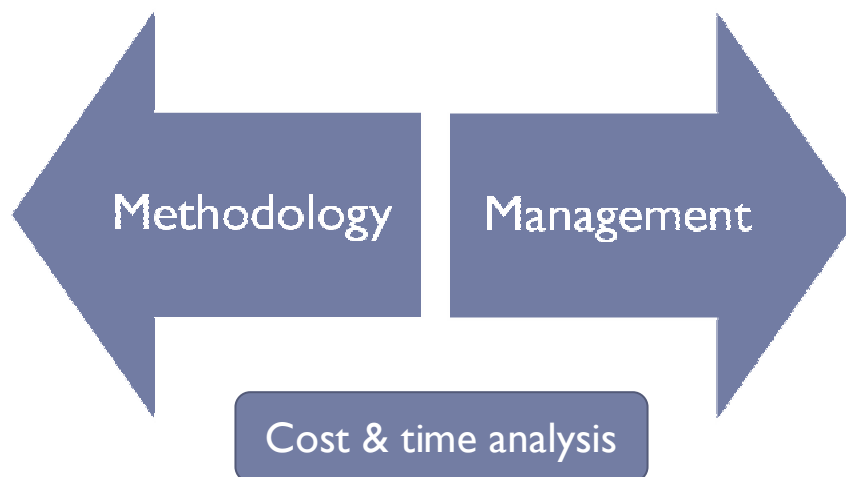
National Forest Monitoring and Assessment (NFMA) Meeting Evolving Needs



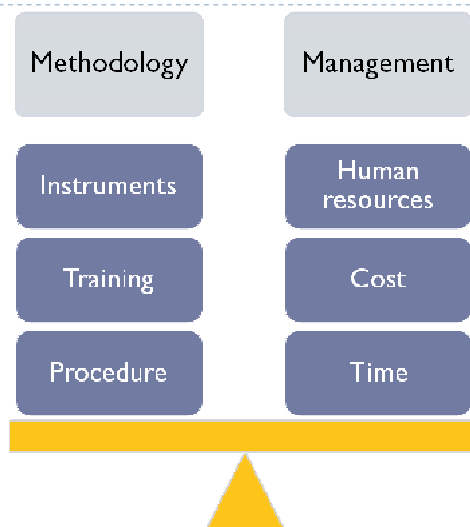
Country experiences Implementing NFMA

Carla Ramirez Zea
FAO Rome, November, 26th 2008

¿How to do a NFI?



Evaluation



STEP 1: organization

Organization with forestry service

Steering committee organization

Budget revision

Selection of national consultant(s)

Office implementation (place, m&e)

NFI training to national consultant(s)

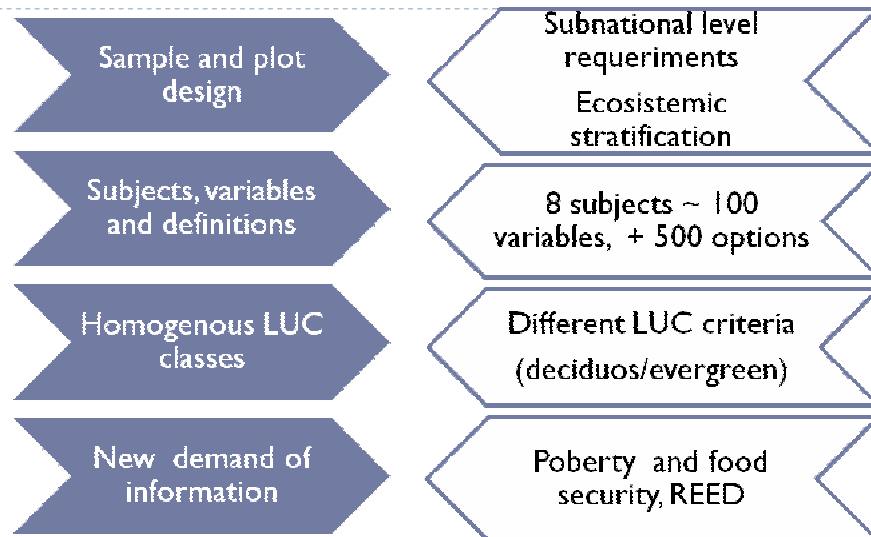
Key persons meetings

Preparing methodology workshops



Month 1-2

STEP 2: Methodology design – national consultation



STEP 3: Field work preparations

Management

- ▶ Socialization of methods
- ▶ Accesibility analysis
- ▶ Field teams selection
- ▶ Supervisors selection
- ▶ Negotiation of contracts
- ▶ Buying equipment and materials
- ▶ Operation plan
- ▶ Administrative training preparations

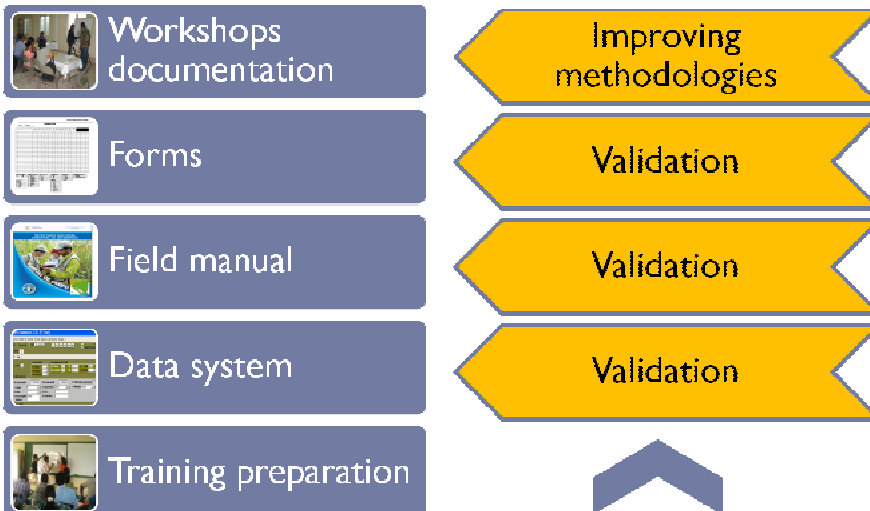
Methodology

- ▶ Workshop documentation
- ▶ Forms
- ▶ Field manual
- ▶ Data system
- ▶



Month 3-5

...STEP 3: Methodology



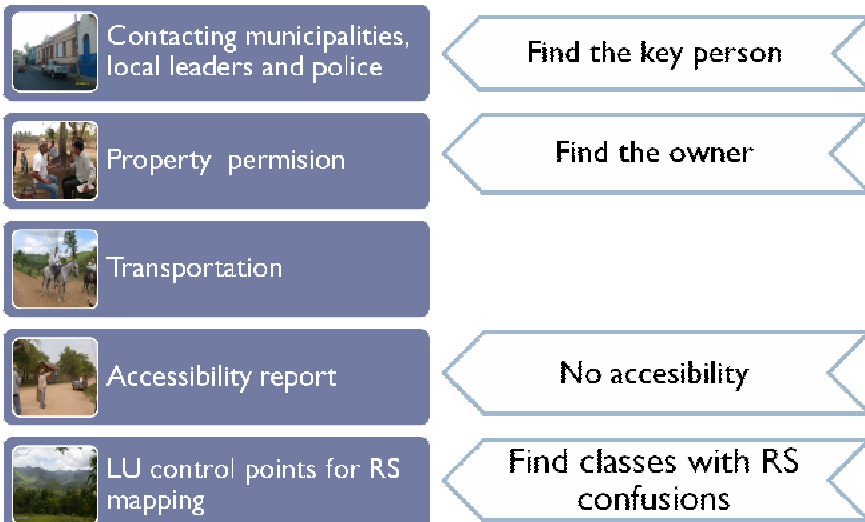
STEP 4: Training: (5-10 days, 2-4 workshops, 15-25 persons)

NFI approach	▶ Manage all the LUC, variables and definitions
Sampling and plots desing	
Land use clasification	▶ First training serve to validate forms and field manual
Biophysical variables	
Socioeconomic variables	
Use of forestry equipment	
Biophysical fieldwork	
Interviews demonstrations	
How fill the forms	
Species identification	
First aids	
Visit to municipality	
Data entry	
Evaluation	

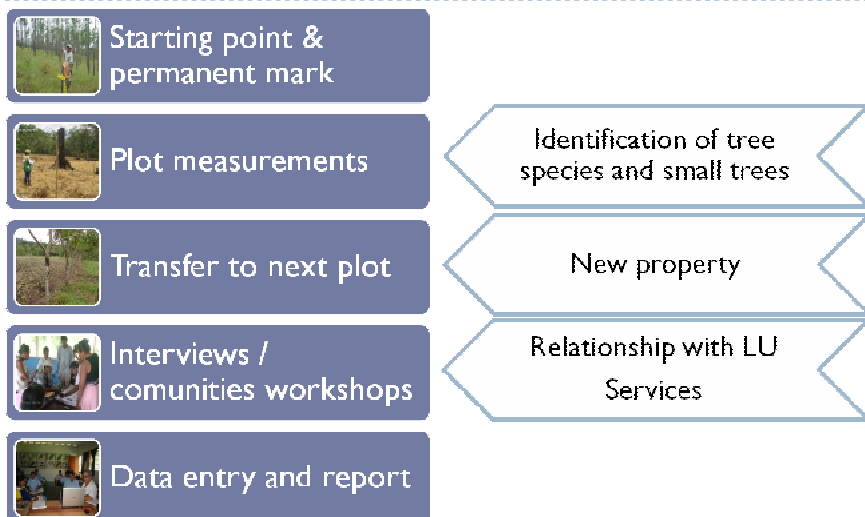
▶ Month 6



STEP 5: Field work



STEP 5: Field work



Month 7-18

STEP 6: Data control

First plot with TU supervision

Periodical supervision
(priority some teams)

Support by telephone

Forms revision

Accessibility report, GPS,
photos and recordings

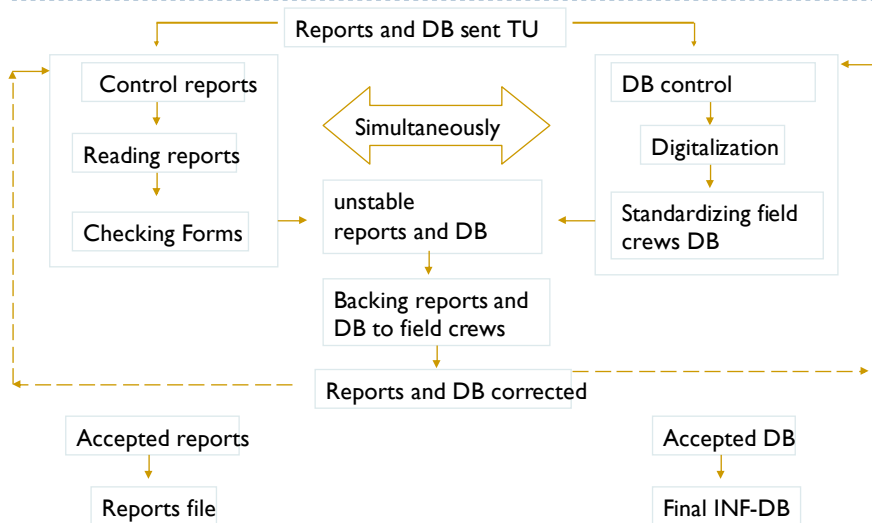
Re-measuring

Data base revision

- ▶ Low budget to contract supervisors
- ▶ Time to learn how to control
- ▶ No Guidelines to supervise
- ▶ No Instruments to evaluate

Month 19

Control routines



STEP 7: Processing and analysis

GIS tract digitalization

Data base validation

Outputs template

Data processing training

Processing

Analysis

Report

- ▶ Amount of information
- ▶ Misunderstandig of variables
- ▶ Time to learn
- ▶ No Data processing and analysis Manual

Month 20-23

STEPT 8: Publication and dissemination

Document edition and publication

Final presentation

Data base for researches

WEB publication

Multimedia



Month 24

Gracias por su atención

