



GIEWS Country Brief Malaysia

Reference Date: 28-September-2021

FOOD SECURITY SNAPSHOT

- Average to above-average rainfall amounts benefit planting operations of 2022 main paddy crop
- Aggregate paddy production in 2021 estimated close to average level
- Cereal imports in 2021/22 forecast above five-year average

Average to above-average rainfall amounts benefit planting operations of 2022 main paddy crop

Planting of the 2022 main season paddy crop finalized recently in Peninsular Malaysia, the country's main producing area. In Sabah and Sarawak states, planting operations are still ongoing and will conclude by the end of the year. Since June, rainfall amounts have been average to above-average across the main rice producing areas, boosting moisture reserves and benefitting planting activities and crop germination. The area planted is forecast to remain close to the previous five-year average due to land scarcity and strong competition by the domestic palm oil industry.

Aggregate paddy production in 2021 estimated close to average level

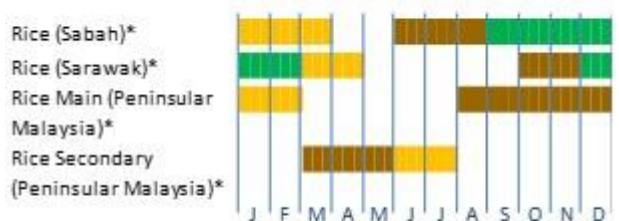
The 2021 cropping season concluded at the end of July. The aggregate paddy production is estimated at about 2.5 million tonnes, near the five-year average level and above the 2020 harvest that was affected by unfavourable weather conditions. The 2021 maize output is estimated at an above-average level of 85 000 tonnes, reflecting above-average levels of both area planted and yields.

Cereal imports in 2021/22 forecast above five-year average

The country relies on cereal imports to satisfy its domestic needs as local production covers only about one-fourth of the total national cereal consumption. Total cereal imports in the 2021/22 marketing year (July/June) are forecast at an above-average level of 6.8 million tonnes. Maize imports, which account for the bulk of the imported cereal amounts, are expected to reach a near-record level of 3.9 million tonnes, reflecting a recovery in demand for feed (poultry) use, following a COVID-19 pandemic related slowdown last year. Wheat imports are forecast at

Malaysia

Crop Calendar (*major foodcrop)



Sowing
Growing
Harvesting

Source: FAO/GIEWS.

Malaysia

Cereal Production

	2016-2020 average	2020	2021 estimate	change 2021/2020
	000 tonnes			percent
Rice (paddy)	2 518	2 290	2 490	8.7
Maize	78	85	85	0.0
Total	2 596	2 375	2 575	8.4

Note: percentage change calculated from unrounded data.

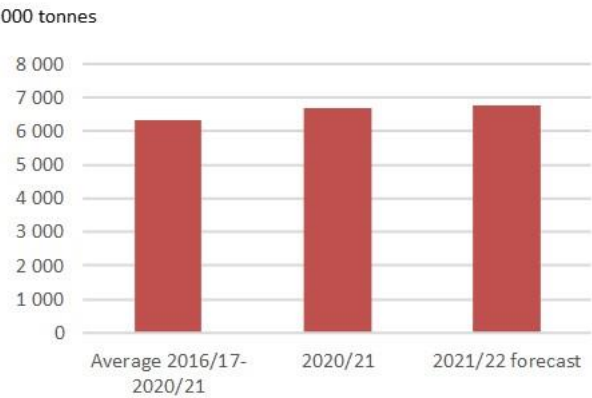
Source: FAO/GIEWS Country Cereal Balance Sheet.

1.7 million tonnes, about 10 percent above the five-year average, supported by steady domestic demand for quality bread and bakery goods. Rice imports in the 2021 calendar year are forecast at 1.2 million tonnes, 7 percent below the 2020 level.

Disclaimer: The designations employed and the presentation of material in this information product do not imply the expression of any opinion whatsoever on the part of FAO concerning the legal status of any country, territory, city or area or of its authorities, or concerning the delimitation of its frontiers or boundaries.

Malaysia

Cereals Imports



Note: Includes rice in milled terms. Split year refers to individual crop marketing years (for rice, calendar year of second year shown).
Source: FAO/GIEWS Country Cereal Balance Sheets.



GIEWS Country Brief Malaysia

Reference Date: 17-December-2020

FOOD SECURITY SNAPSHOT

- Average to above-average rainfall amounts benefit planting operations of 2021 main paddy crop
- Aggregate paddy production in 2020 estimated close to average level
- Cereal imports in 2020/21 marketing year (July/June) estimated at record level

Average to above-average rainfall amounts benefit planting operations of 2021 main paddy crop

Planting of the 2021 main season paddy crop is nearing completion in Peninsular Malaysia, the country's main producing area. In Sabah and Sarawak states, planting operations concluded by last November. Average to above-average rainfall amounts since June across the main rice producing areas boosted moisture reserves, benefitting planting operations and crop development. The planted areas with paddy in 2021 is forecast close to average levels supported by official programmes promoting rice production.

Aggregate paddy production in 2020 estimated close to average level


The 2020 cropping season concluded at the end of July 2020 and the aggregate paddy production is estimated at 2.6 million tonnes. The 2020 maize output is estimated at an above-average level of 85 000 tonnes, reflecting above-average levels of both area planted and yields.

Cereal imports forecast at record level in 2020/21 marketing year (July/June)

The country relies on cereal imports to satisfy its domestic needs as local production covers only about one-fourth of the total national cereal consumption. Total cereal imports in the 2020/21 marketing year (July/June) are forecast at a record 7.2 million tonnes. Maize imports, which account for the bulk of the imported cereal amounts, are expected to reach a near-record level of 4.1 million tonnes, supported by the strong demand of the poultry industry. Wheat imports are forecast at 1.8 million tonnes, almost 20 percent above the five-year average on account of the rising

Malaysia

Crop Calendar (*major foodcrop)



Source: FAO/GIEWS.

Malaysia

Cereal Production

	2015-2019 average	2019	2020 forecast	change 2020/2019
	000 tonnes			percent
Rice (paddy)	2 668	2 650	2 580	-2.6
Maize	74	85	85	0.0
Total	2 742	2 735	2 665	-2.6

Note: percentage change calculated from unrounded data.

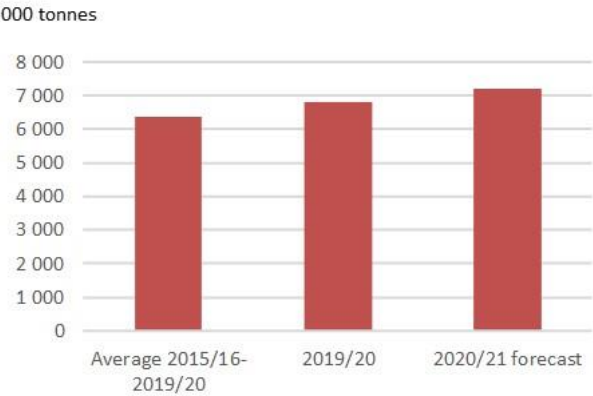
Source: FAO/GIEWS Country Cereal Balance Sheet.

domestic demand for quality bread and bakery goods. Rice imports in the 2021 calendar year are forecast at 1.3 million tonnes, 3 percent below the 2020 forecast level.

Disclaimer: The designations employed and the presentation of material in this information product do not imply the expression of any opinion whatsoever on the part of FAO concerning the legal status of any country, territory, city or area or of its authorities, or concerning the delimitation of its frontiers or boundaries.

Malaysia

Cereals Imports



Note: Includes rice in milled terms. Split year refers to individual crop marketing years (for rice, calendar year of second year shown).
Source: FAO/GIEWS Country Cereal Balance Sheets.



GIEWS Country Brief Malaysia

Reference Date: 15-July-2020

FOOD SECURITY SNAPSHOT

- Main 2021 paddy season started on time in Sabah, supported by favourable precipitations
- Aggregate paddy production in 2020 forecast slightly below five-year average
- Cereal import requirements in 2020/21 marketing year (July/June) estimated at record level

Main 2021 paddy season started on time in Sabah, supported by favourable precipitations

Land preparation and early planting of the 2021 main season paddy crop started in June 2020 in parts of Sabah State. Average to above-average rainfall throughout June across most of Sabah State boosted moisture reserves and benefitted the ongoing planting operations. Planting operations are expected to start in August in Peninsular Malaysia, the country's main producing area, and in October in Sarawak State.

Aggregate paddy production in 2020 forecast slightly below five-year average

The 2020 cropping season is expected to conclude at the end of July and the aggregate paddy production is forecast at 2.6 million tonnes, slightly below the five-year average. Both the area planted and the average yields are forecast marginally below the five-year average.

Cereal import requirements estimated at record level in 2020/21 marketing year (July/June)

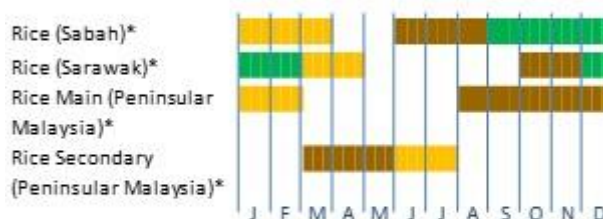
The country relies on cereal imports to satisfy its domestic needs as local production covers only about one-fourth of the total national cereal consumption. In the 2020/21 marketing year (July/June), the total cereal import requirements are estimated at a record 7.1 million tonnes.

Maize import requirements in the 2020/21 marketing year, which account for the bulk of the imported cereal quantity, are expected to reach a near-record level of 4.1 million tonnes, supported by strong demand from the feed industry. Wheat import requirements in the 2020/21 marketing year (July/June) are estimated at 1.8 million tonnes, about 10 percent above the

Malaysia

Crop Calendar

(*major foodcrop)



Sowing
Growing
Harvesting

Source: FAO/GIEWS.

Malaysia

Cereal Production

	2015-2019 average	2019	2020 forecast	change 2020/2019
	000 tonnes			percent
Rice (paddy)	2 668	2 650	2 580	-2.6
Maize	74	85	85	0.0
Total	2 742	2 735	2 665	-2.6

Note: percentage change calculated from unrounded data.
Source: FAO/GIEWS Country Cereal Balance Sheet.

average on account of rising demand for quality bread and bakery goods. Rice imports in the 2020 calendar year are forecast at 1.2 million tonnes, 11 percent above the 2019 level.

COVID-19 and measures adopted by the Government

On 18 March 2020, in an attempt to contain the spread of the COVID-19 pandemic, the Government imposed several measures, including movement and travel restrictions, the closure of educational institutions and the countrywide ban on all form of mass gatherings.

The Government has also implemented several measures to support the national economic sectors.

On 27 February 2020, the Government approved the first package of measures of MYR 6 billion (USD 1.4 billion) for:

- Increased health spending.
- Temporary tax and social security relief.
- Cash transfers to the sectors affected by the COVID-19 pandemic.
- Rural infrastructure spending.

On 27 March 2020, the second package of support was launched for MYR 25 billion (USD 5.8 billion) for:

- Cash transfers to the low-income households.
- Wage subsidies in order to help employers to retain workers.

On 6 April 2020, a third support package of MYR 10 billion (USD 2.3 billion), which included grants for Small and Medium Enterprises (SMEs), was launched.

On 5 June 2020, the Government launched the fourth support package of MYR 21 billion (USD 4.9 billion), which included additional subsidies for wages, hiring and training subsidies, support for business digitalization and additional tax relief.

Disclaimer: The designations employed and the presentation of material in this information product do not imply the expression of any opinion whatsoever on the part of FAO concerning the legal status of any country, territory, city or area or of its authorities, or concerning the delimitation of its frontiers or boundaries.



GIEWS Country Brief Malaysia

Reference Date: 14-August-2019

FOOD SECURITY SNAPSHOT

- The 2020 cropping season started in June with planting of main season paddy crop
- Paddy production in 2019 is estimated at near-average level
- Cereal import requirements in 2019/20 marketing year estimated to be above average

The 2020 cropping season started in June with planting of main season paddy crop

Planting of the 2020 main season paddy crop started in June 2019 in parts of Sabah and is expected to continue in Sarawak and Peninsular Malaysia until December 2019. Average to above-average rainfall in June and July across most of Sabah boosted moisture reserves and benefitted the ongoing planting operations. Planting of the 2020 secondary season paddy crop will take place from March to May next year.

Paddy production in 2019 estimated at average level

The 2019 cropping season was concluded at the end of July and the aggregate paddy production is forecast at an average level of 2.8 million tonnes, comparable to 2018's outturn. The stable output reflects an unchanged area planted and average yields for both the main and secondary crops, supported by favourable weather conditions.

Cereal import requirements in 2019/20 marketing year estimated to be above average

The country relies on cereal imports to satisfy its domestic needs as local production covers only about one-fourth of the total national cereal consumption. In the 2019/20 marketing year (July/June), the total cereal import requirement is forecast at 6.6 million tonnes, about 6 percent above the five-year average.

Maize imports in the 2019/20 marketing year, which account for the bulk of the imported cereal quantity, are forecast at an average level of 3.8 million tonnes. Wheat import requirements in 2019/20 marketing year (July/June) are forecast at 1.7 million tonnes, about 12 percent above average on account of rising demand for quality bread and bakery goods. Rice import

Malaysia

Crop Calendar

(*major foodcrop)



Sowing
Growing
Harvesting

Source: FAO/GIEWS.

Malaysia

Cereal Production

	2014-2018 average	2018	2019 forecast	change 2019/2018
	000 tonnes			percent
Rice (paddy)	2 743	2 820	2 811	-0.3
Maize	69	84	85	1.0
Total	2 812	2 904	2 896	-0.3

Note: percentage change calculated from unrounded data.

Source: FAO/GIEWS Country Cereal Balance Sheet.

requirements in the 2019 calendar year are estimated at 1.1 million tonnes, 8 percent above the previous year's near-average level.

Disclaimer: The designations employed and the presentation of material in this information product do not imply the expression of any opinion whatsoever on the part of FAO concerning the legal status of any country, territory, city or area or of its authorities, or concerning the delimitation of its frontiers or boundaries.



GIEWS Country Brief Malaysia

Reference Date: 25-April-2019

FOOD SECURITY SNAPSHOT

- Paddy production in 2019 is forecast at near-average level
- Cereal import requirements in 2018/19 marketing year are forecast above the average

Paddy production in 2019 is forecast at near-average level

Harvesting of the 2019 main paddy crop started in January in Peninsular Malaysia and Sabah, followed by Sarawak, and is expected to be completed by the end of April. Meanwhile, planting of the 2019 secondary paddy crop, mostly sown in Peninsular Malaysia, started in early-March and is expected to be completed at the end of May. Production prospects are favourable as well-distributed and above-average rainfall since June until December 2018 benefited planting activities and early crop development of the main paddy crop. Furthermore, plantings of the mostly irrigated secondary crop have been supported by adequate water supplies for irrigation. Overall, the planted area with rice in 2019 is expected to be close to the average level of 2018, as government's measures to encourage paddy production, including subsidies on seeds, fertilizers, pesticides and irrigation water, prevented planting contractions amid strong competition for land. The 2019 aggregate paddy production is forecast at 2.8 million tonnes, close to the near-average level in 2018.

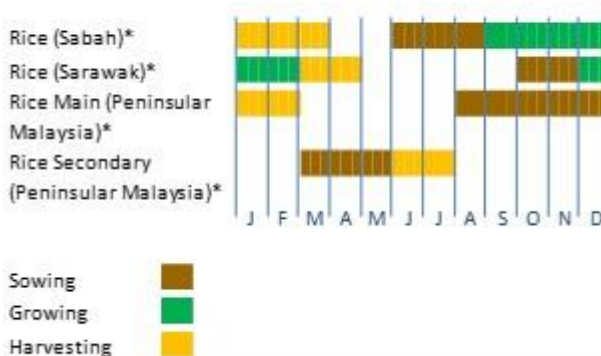
Cereal import requirements in 2018/19 marketing year are forecast above the average

The country relies heavily on cereal imports to satisfy its growing domestic needs as local production covers only about one-fourth of the total national cereal consumption. In the 2018/19 marketing year (July/June), total cereal import requirements are forecast at 6.7 million tonnes, virtually unchanged from the previous year's above-average level, as a decline in maize imports is to be offset by gains in wheat and rice imports.

Maize import requirements in the 2018/19 marketing year, which hold the largest share of the imports, are forecast at 4 million tonnes, 5 percent below the last year's record level but still 6 percent above the five-year average, reflecting a slowdown in demand from the feed industry. By contrast, wheat import requirements are forecast at 1.6 million tonnes, about 10 percent

Malaysia

Crop Calendar (*major foodcrop)



Source: FAO/GIEWS.

Malaysia

Cereal Production

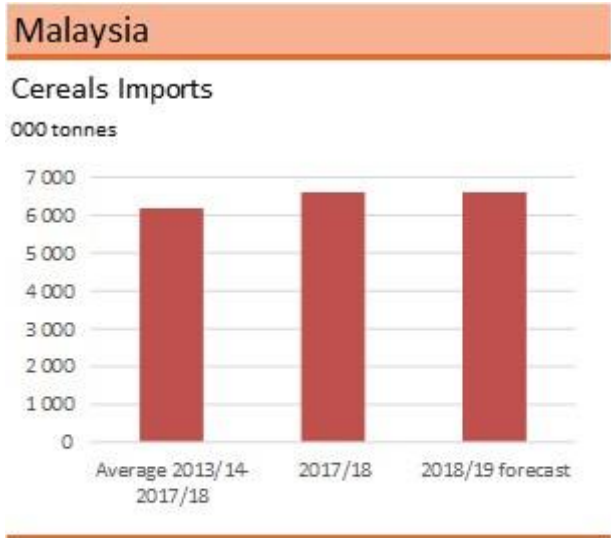
	2014-2018 average	2018	2019 forecast	change 2019/2018
	000 tonnes			percent
Rice (paddy)	2 743	2 820	2 811	-0.3
Maize	69	84	85	1.0
Total	2 812	2 904	2 896	-0.3

Note: percentage change calculated from unrounded data.

Source: FAO/GIEWS Country Cereal Balance Sheet.

above the average, reflecting increased demand for quality bread and bakery goods. Rice import requirements are forecast at 1.1 million tonnes, 8 percent above the average.

Disclaimer: The designations employed and the presentation of material in this information product do not imply the expression of any opinion whatsoever on the part of FAO concerning the legal status of any country, territory, city or area or of its authorities, or concerning the delimitation of its frontiers or boundaries.



Note: Includes rice in milled terms. Split year refers to individual crop marketing years (for rice, calendar year of second year shown).
Source: FAO/GIEWS Country Cereal Balance Sheets.



GIEWS Country Brief Malaysia

Reference Date: 12-October-2018

FOOD SECURITY SNAPSHOT

- Near-average cumulative rainfall benefits start of 2019 main season
- Bumper paddy production estimated in 2018
- Cereal import requirements in 2018/19 marketing year (July/June) forecast close to previous year's record level

Near-average cumulative rainfall benefits start of 2019 main season

Planting of the 2019 main paddy crop started in June in Sabah State, followed by Peninsular Malaysia and Sarawak State, and is expected to be finalized by the end of the year. Overall, cumulative rainfall between June and September was near average over the main rice producing areas, benefiting the start of the planting season. The planted area in 2019 is expected to be close to the high level of 2018, mostly due to the Government's support measures to encourage production of paddy, including subsidies on seeds, fertilizers, pesticides and irrigation water.

Latest weather forecasts point to enhanced probabilities for below normal precipitation levels from October to December in northern parts of Peninsular Malaysia and Sarawak, as well as in most parts of Sabah State. This will coincide with the critical crop-growing period of the 2019 main paddy that bear a potential risk on yield potential.

Bumper paddy production estimated in 2018

The 2018 cropping season is completed and 2018's paddy production is estimated at 2.9 million tonnes, close to the previous year's record. With yields estimated to be close to average, the bumper output is the result of a record planted area, due to sustained domestic demand and various Government incentives promoting the production of paddy. The 2018 minor maize output is estimated at 70 000 tonnes, similar to last year's average level.

Cereal import requirements in 2018/19 marketing year (July/June) forecast close to previous year's record level

The country relies strongly on cereal imports to satisfy its growing domestic demand as local production covers only one-third of the

Malaysia

Crop Calendar

(*major foodcrop)



Sowing
Growing
Harvesting

Source: FAO/GIEWS.

Malaysia

Cereal Production

	2013-2017 average	2017	2018 estimate	change 2018/2017
	000 tonnes			percent
Rice (paddy)	2 755	2 840	2 870	1.1
Maize	69	70	70	0.0
Total	2 823	2 910	2 940	1.0

Note: percentage change calculated from unrounded data.

Source: FAO/GIEWS Country Cereal Balance Sheet.

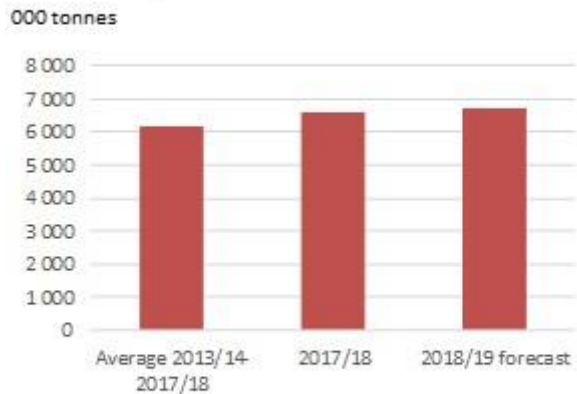
total national cereal consumption. In the 2018/19 marketing year (July/June), total cereal imports are forecast at a record level of 6.7 million tonnes, slightly above previous year's record level.

Maize import requirements in the 2018/19 marketing year, which hold the largest share of the imports, are forecast close to the previous year's record level at 4.2 million tonnes, supported by strong demand from the feed industry. Wheat import requirements in 2018/19 are expected at 1.5 million tonnes, 5 percent above the previous year's high level, reflecting strong demand for quality bread and bakery goods. Import requirements of rice in 2018 are forecast close to the five-year average at 980 000 tonnes.

Disclaimer: The designations employed and the presentation of material in this information product do not imply the expression of any opinion whatsoever on the part of FAO concerning the legal status of any country, territory, city or area or of its authorities, or concerning the delimitation of its frontiers or boundaries.

Malaysia

Cereals Imports



Note: Includes rice in milled terms. Split year refers to individual crop marketing years (for rice, calendar year of second year shown).

Source: FAO/GIEWS Country Cereal Balance Sheets.



GIEWS Country Brief Malaysia

Reference Date: 19-December-2017

FOOD SECURITY SNAPSHOT

- Main 2018 season started with localized floods, but final outcome will depend on weather conditions over next months
- Cereal imports forecast to increase in 2017/18 marketing year (July/June)

Main 2018 season started with localized floods, but final outcome will depend on weather conditions over next months

Planting of the 2018 main season paddy crop is completed in Sabah and Sarawak states, while it is still ongoing in the main paddy-producing areas of Peninsular Malaysia.

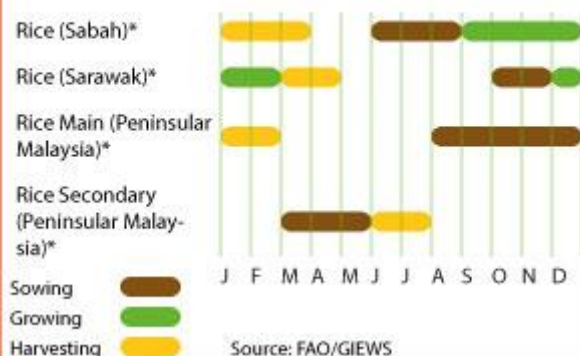
Heavy rains and recurrent localized floods in September and November affected some areas of the country's main paddy-producing provinces. Although a detailed assessment of the crop damage is not yet available, paddy crops in the low-lying areas have been affected. However, ample scope exists for the damaged areas to be compensated through replanting as the main season sowing period continues until the end of December. In addition, some of the damages could be compensated with a greater 2017/18 secondary season, which will be planted from March next year. The final output for 2017 will depend on prevailing weather conditions during the next months. According to the latest seasonal forecast from the International Research Institute for Climate and Society (IRI), there is an increased probability of above average rains over Peninsular Malaysia, Sabah and northerneastern parts of Sarawak.

Cereal imports expected to increase in 2017/18 marketing year (July/June)

The country is largely dependent on imports to satisfy its domestic consumption requirements for wheat, maize, and in a lesser extent, rice, as local cereal production meets only about half of the total national cereal demand. In 2017/18 marketing year (July/June), total cereal imports are forecast at 6.1 million tonnes, 4 percent above the 2016/17 high level. Maize imports in the 2017/18 marketing year are projected to exceed last year's high level and reach 3.7 million tonnes, supported by strong domestic demand from the feed industry. Wheat imports in 2017/18 are anticipated to increase by 6 percent year-on-year to

Malaysia

Crop calendar (*major foodcrop)



Malaysia

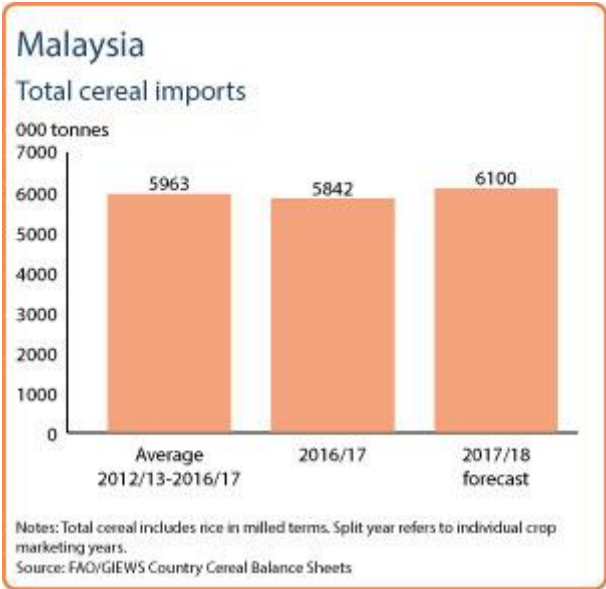
Cereal production

	2012-2016 average	2016	2017 estimate	change 2017/2016
	000 tonnes			percent
Rice (paddy)	2 875	3 000	3 110	4
Maize	56	58	60	3
Others	0	0	0	0
Total	2 931	3 058	3 170	4

Note: percentage change calculated from unrounded data.
Source: FAO/GIEWS Country Cereal Balance Sheets

1.6 million tonnes, reflecting strong demand for high quality wheat flour for bread and bakery products. Rice imports in calendar year 2018 are forecast at 950 000 tonnes.

Disclaimer: The designations employed and the presentation of material in this information product do not imply the expression of any opinion whatsoever on the part of FAO concerning the legal status of any country, territory, city or area or of its authorities, or concerning the delimitation of its frontiers or boundaries.





GIEWS Country Brief Malaysia

Reference Date: 28-July-2017

FOOD SECURITY SNAPSHOT

- The 2017 rice production increased from last year's dry-weather affected output
- Cereal imports t forecast to increase in 2017/18 marketing year (July/June)

The 2017 rice production increased from last year's dry-weather affected output

Harvesting of the 2017 paddy crop was completed in mid-May. FAO estimates the 2017 aggregate paddy production at 3.1 million tonnes, up 4 percent from last year's dry-weather affected output. Favourable weather conditions supported an increase for both plantings and yields in 2017.

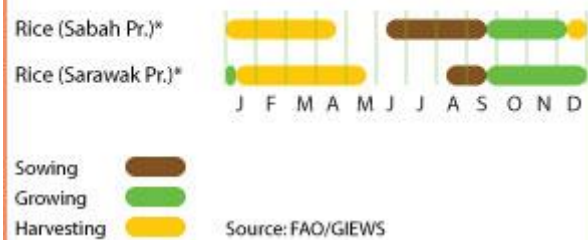
Planting of the 2018 paddy crop has just started and will continue until late-September. Rainfall has been generally normal since June over the main producing areas, benefiting planting activities and early crop development. As a result, early prospects for the 2018 paddy output are favourable.

Cereal imports to increase in 2017/18 marketing year (July/June)

Malaysia is largely dependent on imports to satisfy its domestic consumption requirements for wheat, rice and maize crops, as local cereal production meets only about half of the total national cereal demand. In 2017/18 marketing year (July/June) total cereal imports are forecast at 6.5 million tonnes, 4 percent above the 2016/17 high level. Maize imports in 2017/18 marketing year are projected to exceed last year's record level and reach 3.9 million tonnes, supported by strong domestic demand from feed industry. Rice imports in calendar year 2017 are forecast to increase by 15 percent to 950 000 tonnes, reflecting the reduced output in 2016. Wheat imports in 2017/18 are anticipated at 1.6 million tonnes, close to last year's level.

Disclaimer: The designations employed and the presentation of material in this information product do not imply the expression of any opinion whatsoever on the part of FAO concerning the legal status of any country, territory, city or area or of its authorities, or concerning the delimitation of its frontiers or boundaries.

Malaysia Crop calendar (*major foodcrop)

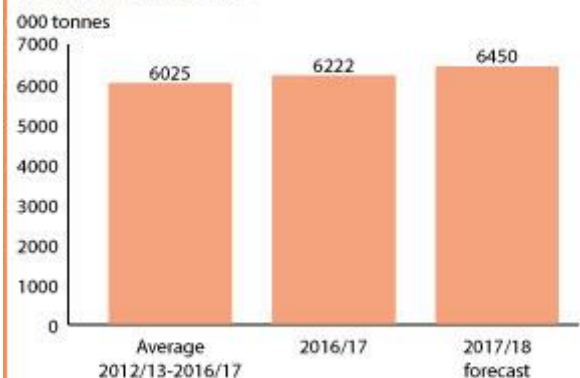


Malaysia Cereal production

	2012-2016 average	2016	2017 estimate	change 2017/2016
	000 tonnes		percent	
Rice (paddy)	2 875	3 000	3 110	4
Maize	56	58	60	3
Others	0	0	0	0
Total	2 931	3 058	3 170	4

Note: percentage change calculated from unrounded data.
Source: FAO/GIEWS Country Cereal Balance Sheets

Malaysia Total cereal imports



Notes: Total cereal includes rice in milled terms. Split year refers to individual crop marketing years.
Source: FAO/GIEWS Country Cereal Balance Sheets

Reference Date: 15-February-2016

FOOD SECURITY SNAPSHOT

- Rice production in 2015 estimated at record level
- Cereal imports forecast to increase in 2015/16 marketing year (July/June)

Rice production in 2015 estimated at record level

Harvesting of the 2015 paddy crop was completed in May 2015. Latest official estimates put the 2015 rice production at a record level of 2.7 million tonnes, up 2 percent from the 2014 bumper harvest. Increased yields, as a result of overall favourable weather during the season and continued Government support to the rice sector, including subsidies for agricultural inputs aimed at boosting yields, more than offset a slight contraction in the area planted.

Planting of the 2016 paddy crop is nearing completion, with the bulk already planted between June and September. Rainfall levels have been generally normal to near-normal between June and mid-December over the main rice producing areas, including Sarawak State and the northern parts of Peninsular Malaysia, benefiting planting activities and early crop development. However, concerns remain as the current global El Niño event is expected to bring drier-than-average conditions during the northeast monsoon period (December-March), which could have a negative impact on the yield potential of the 2016 paddy crop.

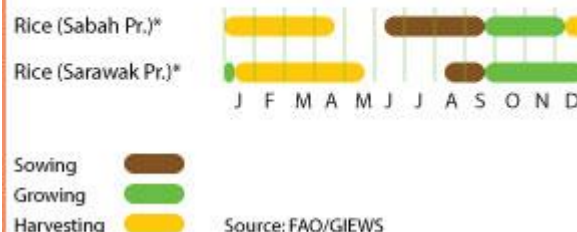
Cereal imports to increase in 2015/16 marketing year (July/June)

Total cereal imports in the 2015/16 marketing year (July/June) are forecast at 6.5 million tonnes, 2 percent above last year's high level.

This reflects an increase in rice and wheat imports as a result of strong domestic demand. By contrast, maize imports are anticipated to remain generally stable at 3.7 million tonnes.

Malaysia

Crop calendar (*major foodcrop)



Malaysia

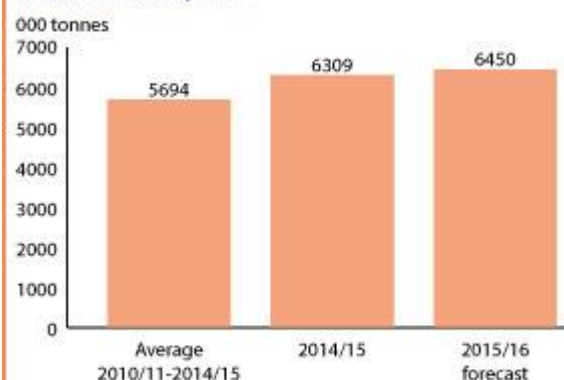
Cereal production

	2010-2014 average	2014	2015 estimate	change 2015/2014
	000 tonnes		percent	
Rice (paddy)	2 578	2 645	2 694	2
Maize	55	56	58	4
Others	0	0	0	0
Total	2 633	2 701	2 752	2

Note: percentage change calculated from unrounded data.
Source: FAO/GIEWS Country Cereal Balance Sheets

Malaysia

Total cereal imports



Notes: Total cereal includes rice in milled terms. Split year refers to individual crop marketing years.
Source: FAO/GIEWS Country Cereal Balance Sheets

Reference Date: 15-February-2016

FOOD SECURITY SNAPSHOT

- Rice production in 2015 estimated at record level
- Cereal imports forecast to increase in 2015/16 marketing year (July/June)

Rice production in 2015 estimated at record level

Harvesting of the 2015 paddy crop was completed in May. Latest official estimates put the 2015 rice production at a record level of 2.7 million tonnes, up 2 percent from the 2014 bumper harvest. Increased yields, as a result of overall favourable weather during the season and continued Government support to the rice sector, including subsidies for agricultural inputs aimed at boosting yields, more than offset a slight contraction in the area planted.

Planting of the 2016 paddy crop is nearing completion, with the bulk already planted between June and September. Rainfall levels have been generally normal to near-normal between June and mid-December over the main rice producing areas, including Sarawak State and the northern parts of Peninsular Malaysia, benefiting planting activities and early crop development. However, concerns remain as the current global El Niño event is expected to bring drier-than-average conditions during the northeast monsoon period (December-March), which could have a negative impact on the yield potential of the 2016 paddy crop.

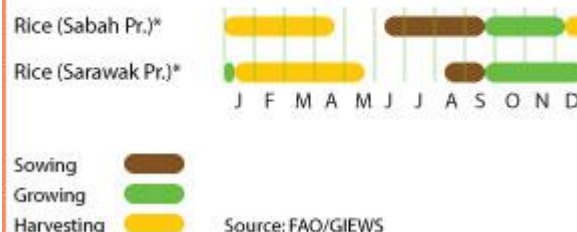
Cereal imports to increase in 2015/16 marketing year (July/June)

Total cereal imports in the 2015/16 marketing year (July/June) are forecast at 6.5 million tonnes, 2 percent above last year's high level.

This reflects an increase in rice and wheat imports as a result of strong domestic demand. By contrast, maize imports are anticipated to remain generally stable at 3.7 million tonnes.

Malaysia

Crop calendar (*major foodcrop)



Malaysia

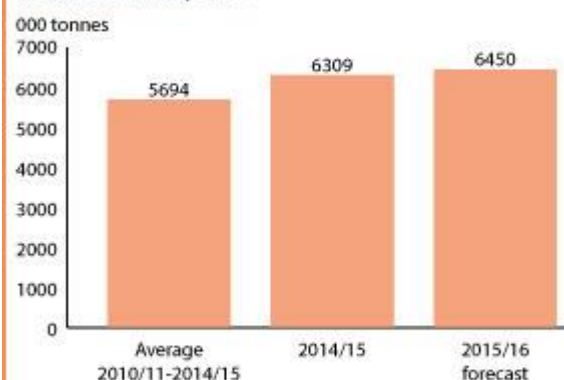
Cereal production

	2010-2014 average	2014	2015 forecast	change 2015/2014
	000 tonnes		percent	
Rice (paddy)	2 578	2 645	2 694	2
Maize	55	56	58	4
Others	0	0	0	0
Total	2 633	2 701	2 752	2

Note: percentage change calculated from unrounded data.
Source: FAO/GIEWS Country Cereal Balance Sheets

Malaysia

Total cereal imports



Notes: Total cereal includes rice in milled terms. Split year refers to individual crop marketing years.
Source: FAO/GIEWS Country Cereal Balance Sheets

GIEWS Country Brief

Malaysia



Reference Date: 11-May-2015

FOOD SECURITY SNAPSHOT

- Rice production in 2015 estimated at high level
- Cereal imports forecast to increase in 2014/15 marketing year (July/June)

Rice production in 2015 estimated at high level

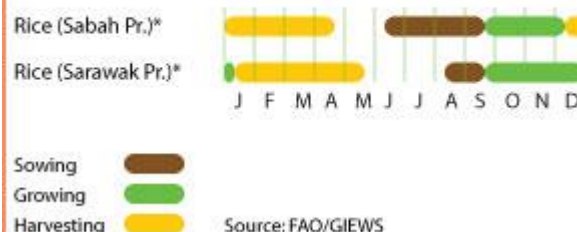
Harvesting of the 2015 paddy crop is virtually completed. FAO preliminarily estimates the aggregate 2015 paddy production at 2.6 million tonnes, unchanged from last year's bumper level. This mainly reflects high yields as a result of favourable weather during the season and continued Government support to the rice sector, including subsidies for agricultural inputs aimed at boosting yields.

Cereal imports to increase in 2014/15 marketing year (July/June)

Total cereal imports in the 2014/15 marketing year (July/June) are projected at 6.4 million tonnes, 6 percent above last year's high level. This reflects a 24 percent increase in rice imports in 2014 to 1.1 million tonnes, a return to average from last year's low level, as a result of strong domestic demand. By contrast, maize and wheat imports are anticipated to remain generally stable at 3.9 and 1.4 million tonnes, respectively.

Malaysia

Crop calendar (*major foodcrop)



Malaysia

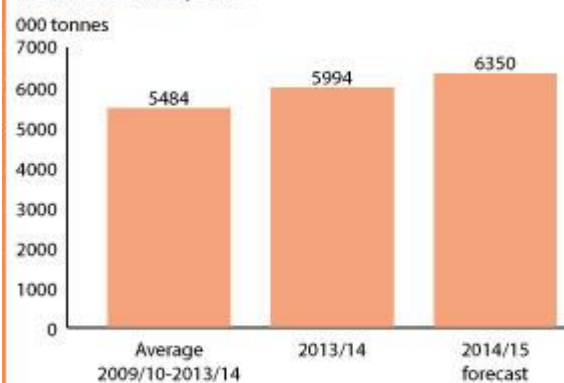
Cereal production

	2010-2014 average	2014	2015 forecast	change 2015/2014
	000 tonnes		percent	
Rice (paddy)	2 581	2 640	2 640	0
Maize	55	56	58	4
Others	0	0	0	0
Total	2 636	2 696	2 698	0

Note: percentage change calculated from unrounded data.
Source: FAO/GIEWS Country Cereal Balance Sheets

Malaysia

Total cereal imports



Notes: Total cereal includes rice in milled terms. Split year refers to individual crop marketing years.
Source: FAO/GIEWS Country Cereal Balance Sheets

Reference Date: 23-April-2015

FOOD SECURITY SNAPSHOT

- **Bumper 2015 rice production estimated**
- **Cereal imports forecast to increase in 2014/15**
- **Consumer Price Index (CPI) rose slightly in March 2015 compared to same period last year**

Bumper 2015 rice production estimated

Harvesting of the 2015 paddy crop is nearing completion. FAO's latest forecast puts the 2015 aggregate paddy production at 2.6 million tonnes, similar to last year's good level. The favourable production prospects reflect high yields following generally favourable weather and continued Government support to the rice sector, including subsidies for agricultural inputs aimed at boosting yields.

Cereal imports to increase in 2014/15

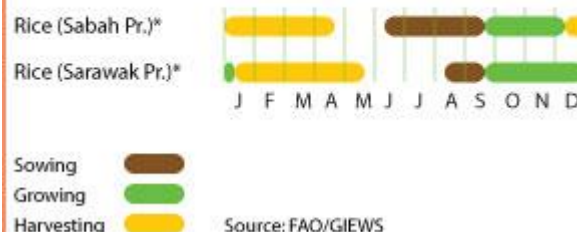
Total cereal imports in the 2014/15 marketing year (July/June) are forecast at 6.4 million tonnes, 6 percent above last year's high level. This reflects a 24 percent increase in rice imports in 2014 compared to the 2013 below-average level (now estimated at 1.1 million tonnes), on account of strong consumption demand and efforts to restore stocks. By contrast, maize and wheat imports are anticipated to remain generally stable at 3.9 and 1.4 million tonnes, respectively.

Consumer Price Index (CPI) rose slightly in March compared with a year ago

The Consumer Price Index (CPI) in March 2015 was officially estimated 0.9 percent higher than its level compared to a year earlier, but remained unchanged from the previous month. The food and non-alcoholic beverages component of the CPI increased by 2.3 percent year-on-year.

Malaysia

Crop calendar (*major foodcrop)



Malaysia

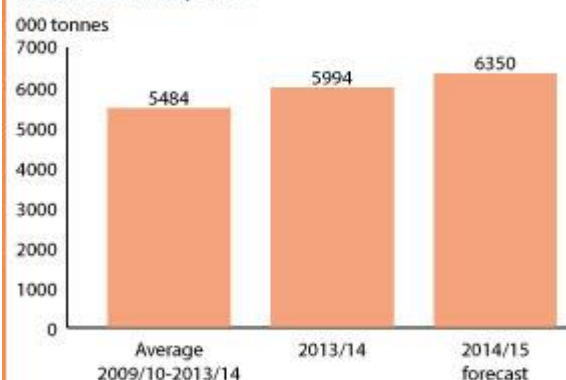
Cereal production

	2010-2014 average	2014	2015 forecast	change 2015/2014
	000 tonnes			percent
Rice (paddy)	2 581	2 640	2 640	0
Maize	55	56	58	4
Others	0	0	0	0
Total	2 636	2 696	2 698	0

Note: percentage change calculated from unrounded data.
Source: FAO/GIEWS Country Cereal Balance Sheets

Malaysia

Total cereal imports



Notes: Total cereal includes rice in milled terms. Split year refers to individual crop marketing years.
Source: FAO/GIEWS Country Cereal Balance Sheets

GIEWS Country Brief

Malaysia



Reference Date: 03-November-2014

FOOD SECURITY SNAPSHOT

- Near-record 2014 rice production estimated
- Cereal imports to increase in 2014/15
- Consumer Price Index (CPI) rose slightly in September compared with a year ago

Near-record 2014 rice production estimated

Harvesting of the 2014 paddy crop was completed in mid-May. FAO's latest estimate puts the 2014 aggregate paddy production at 2.6 million tonnes, close to last year's above-average level. The good output in production reflects generally favourable weather conditions and continued Government support to the rice sector, including subsidies on agricultural inputs and machinery as incentives to raise yields.

Planting of the 2015 paddy crop is completed in Sabah state and Peninsular Malaysia, while it is expected to continue until the end of November in Sarawak state. Rainfall levels have been generally normal to near-normal between June and mid-October over the producing areas in Sabah state and Peninsular Malaysia, benefitting planting activities and early crop development. Below-average rains in early September in the main northern producing areas of Peninsular Malaysia, including Kedah state, accounting for some 30 percent of the total area planted to rice, may have delayed plating operations somewhat.

Cereal imports to increase in 2014/15

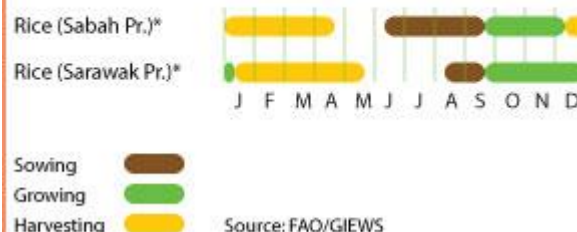
Total cereal imports in the 2014/15 marketing year (July/June) are preliminarily forecast at 6.1 million tonnes, almost 2 percent higher than last year's high level. This mainly reflects an anticipated 12 percent recovery in rice imports compared to the 2013/14 below-average level, which are now forecast to reach 1 million tonnes, reflecting strong consumption demand and efforts to restore stocks. By contrast, maize and wheat imports are anticipated to remain generally stable at 3.8 and 1.4 million tonnes, respectively.

Consumer Price Index (CPI) rose slightly in September compared with a year ago

The Consumer Price Index (CPI) in September 2014 was officially estimated at 2.6 percent above its level from a year ago and 0.2 percent higher than in August 2014. The food and non-alcoholic beverages component of the CPI increased by 3.2 percent year-on-year but remained unchanged from the previous month.

Malaysia

Crop calendar (*major foodcrop)



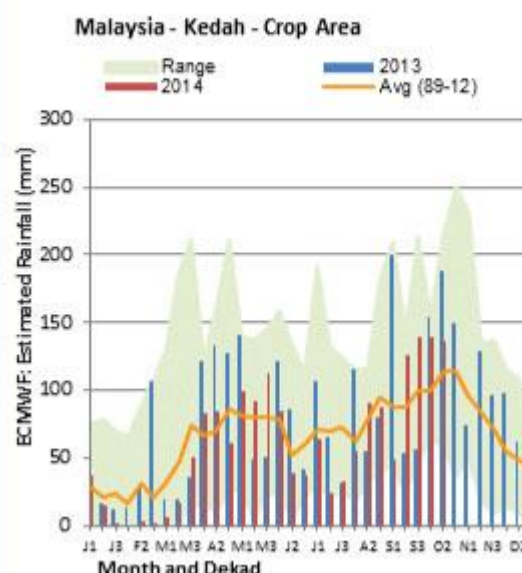
Malaysia

Cereal production

	2009-2013 average	2013	2014 estimate	change 2014/2013
	000 tonnes			percent
Rice (paddy)	2,556	2,627	2,640	0
Maize	53	55	54	-2
Others	0	0	0	0
Total	2,609	2,682	2,694	0

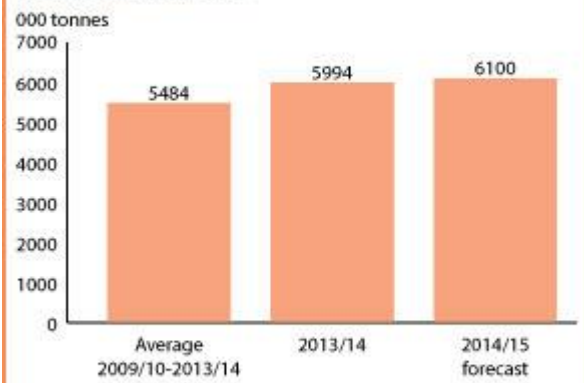
Note: percentage change calculated from unrounded data.
Source: FAO/GIEWS Country Cereal Balance Sheets

Malaysia - Estimated Precipitation compared with LTA and previous year



Malaysia

Total cereal imports



Notes: Total cereal includes rice in milled terms. Split year refers to individual crop marketing years.

Source: FAO/GIEWS Country Cereal Balance Sheets

Reference Date: 03-July-2014

Near-record 2014 rice production

Harvesting of the 2014 paddy crop was completed in mid-May. FAO's latest estimate puts the 2014 aggregate paddy production at 2.7 million tonnes, up 3 percent from last year's above-average level and close to record. The increase in production mainly reflects higher yields following generally favourable weather conditions and continued Government support to the rice sector, including subsidies on agricultural inputs and machinery as incentives to raise yields. In January 2014, the Government also set the Guaranteed Minimum Price (GMP) at MYR 1 200 (USD 366) per tonne. However, domestic production meets only about half of the national cereal requirements.

Planting of the 2015 paddy crop has just started and will continue until late September. The rainfall has been generally normal in June over the main producing areas, namely Peninsular Malaysia and Sarawak, benefiting planting activities. However, over the same period below-average precipitation was recorded in Kudat and Tawau Divisions located the northern parts of Sabah state.

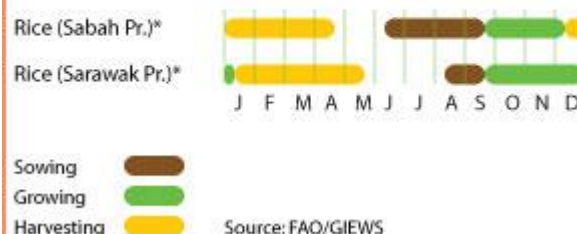
Cereal imports to increase in 2014/15

Total cereal imports in the 2014/15 marketing year (July/June) are preliminarily forecast at 6 million tonnes, some 5 percent higher than last year's above-average level. This mainly reflects an anticipated 6 percent increase in maize imports, which are forecast to reach 3.5 million tonnes, reflecting strong demand from the feed industry. Despite higher rice production this year, imports of the commodity are projected at 1.1 million tonnes, an increase of 10 percent compared to the 2013/14 below-average level. By contrast, wheat imports are anticipated to remain stable at 1.4 million tonnes.

According to the Department of Statistics the year-on-year increase in the Consumer Price Index (CPI) in May 2014 was recorded at 3.2 percent. The food and non-alcoholic beverages component of the CPI increased by 3.3 percent.

Malaysia

Crop calendar (*major foodcrop)



Malaysia

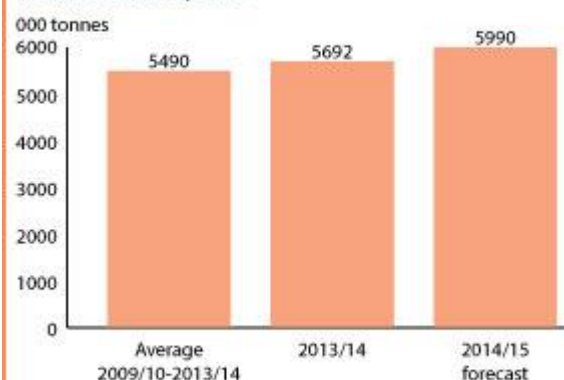
Cereal production

	2009-2013 average	2013	2014 forecast	change 2014/2013
	000 tonnes			percent
Rice (paddy)	2,586	2,627	2,700	3
Maize	53	55	55	0
Others	0	0	0	0
Total	2,639	2,682	2,755	3

Note: percentage change calculated from unrounded data.
Source: FAO/GIEWS Country Cereal Balance Sheets

Malaysia

Total cereal imports



Notes: Total cereal includes rice in milled terms. Split year refers to individual crop marketing years.
Source: FAO/GIEWS Country Cereal Balance Sheets

Reference Date: 27-May-2014

Rice production in 2014 increased from the previous year's reduced output

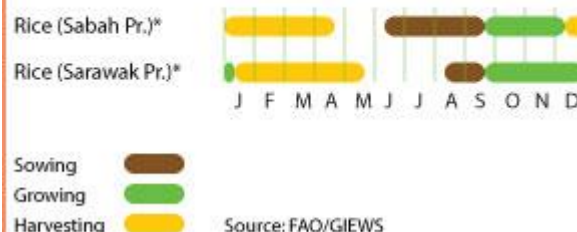
Harvesting of the 2014 paddy crop is nearing completion. FAO's latest estimate puts the 2014 aggregate paddy production at a near-record level of 2.7 million tonnes, some 3 percent above last year's level. The increase in production mainly reflects higher yields following generally favourable weather conditions and continued Government support to the rice sector, including subsidies on agricultural inputs and machinery as incentives to raise yields. In January 2014, the Government set the Guaranteed Minimum Price (GMP) at MYR 1 200 (USD 366) per tonne. However, domestic production meets only about half of the national cereal requirements.

Total cereal imports in the 2013/14 marketing year (July/June) are forecast at 5.7 million tonnes, up 4 percent from last year's above-average level. This mainly reflects the projected 6 percent increase in maize imports, which are forecast to reach 3.3 million tonnes, reflecting strong demand from the feed industry. Similarly, imports of wheat are projected at 1.4 million tonnes, an increase of 4 percent compared to the 2012/13 below-average output. By contrast, rice imports are anticipated to remain relatively stable at 992 000 tonnes.

According to the Department of Statistics the year-on-year increase in the Consumer Price Index (CPI) in April 2014 was recorded at 3.4 percent. The food and non-alcoholic beverages component of the CPI increased by 3.6 percent.

Malaysia

Crop calendar (*major foodcrop)



Malaysia

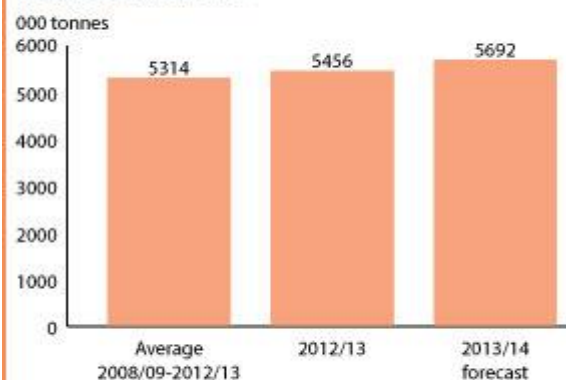
Cereal production

	2009-2013 average	2013	2014 forecast	change 2014/2013
	000 tonnes			percent
Rice (paddy)	2,586	2,627	2,700	3
Maize	53	55	55	0
Others	0	0	0	0
Total	2,639	2,682	2,755	3

Note: percentage change calculated from unrounded data.
Source: FAO/GIEWS Country Cereal Balance Sheets

Malaysia

Total cereal imports



Notes: Total cereal includes rice in milled terms. Split year refers to individual crop marketing years.
Source: FAO/GIEWS Country Cereal Balance Sheets

GIEWS Country Brief

Malaysia



Reference Date: 16-December-2013

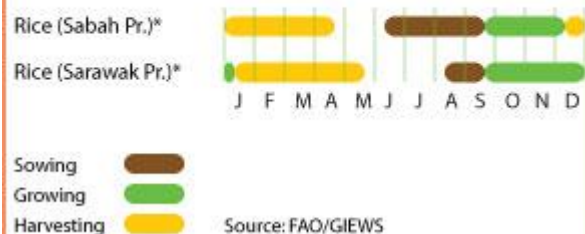
Harvesting of the 2013 paddy crop has just begun and will continue until mid-May. Official estimates put the 2013 aggregate paddy production at 2.6 million tonnes, some 4 percent below the record harvest of last year. The decrease in production mainly reflects a 1 percent decline in the area planted, as well as a return to average yields after last year's record levels. Meanwhile, the Government of Malaysia has renewed the assistance to the sector through different programmes, including price support, subsidies on fertilizers and seeds, and offered incentives to raise fragrant rice production. The guaranteed minimum price (GMP) is set at MYR 75 (USD 23.2) per 100 kg of paddy. Additionally, the Government makes fixed payments of MYR 24.81 (USD 7.7) per 100 kg to farmers for the paddy sold to the commercial rice mills. However, the domestic production meets only about half of the national cereal requirements.

About one million tonnes of rice and practically all wheat and maize are imported. Total cereal imports in 2013/14 marketing year (July/June) are forecast at normal level of about 5.7 million tonnes, comprising 3.3 million tonnes of maize, mostly for livestock feeding and 1.4 million tonnes of wheat.

According to the Department of Statistics the year-on-year increase in the consumer price index (CPI) in October 2013 was recorded at 2.8 percent. The food and non-alcoholic beverages component of the CPI increased by 3.7 percent.

Malaysia

Crop calendar (*major foodcrop)



Malaysia

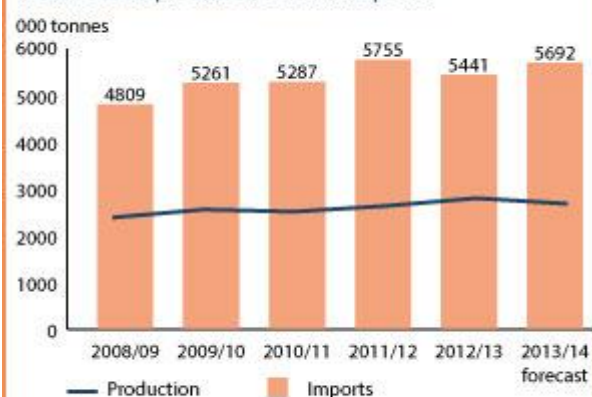
Cereal production

	2008-2012 average	2012	2013 forecast	change 2013/2012
	000 tonnes			percent
Rice (paddy)	2,531	2,750	2,627	-4
Maize	49	52	55	6
Others	0	0	0	0
Total	2,580	2,802	2,682	-4

Note: percentage change calculated from unrounded data.
Source: FAO/GIEWS Country Cereal Balance Sheets

Malaysia

Total cereal production and imports



Notes: Total cereal includes rice in milled terms. Split year refers to individual crop marketing years.
Source: FAO/GIEWS Country Cereal Balance Sheets

GIEWS Country Brief

Malaysia



Reference Date: 21-January-2013

Harvesting of the 2013 paddy crop in Sabah state in the north and Sarawak state in the south commenced in mid-December and will continue until mid-May. Given above-average rainfall during the growing period, adequate provision of subsidized seeds, fertilizers and yield promoting inputs favourable prospects are projected for the current paddy crop. Additionally, the Government of Malaysia has announced the establishment of four new granaries in Sabah, Sarawak and Pahang states, which are expected to expand the area planted to paddy by 19 000 hectares i.e. by about 2.5 percent. The 2012 paddy crop, harvested earlier in the year, is estimated at a record level of 2.7 million tonnes, slightly above previous year's record output, reflecting mainly favourable weather and subsidised inputs to farmers through government programmes. However, the domestic production meets only half of the national cereal requirements.

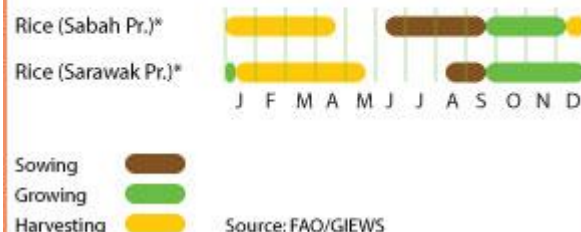
Practically all wheat and maize are imported. Total cereal imports in 2012/13 marketing year (July/June) are forecast at normal level of about 5.4 million tonnes, comprising 3.1 million tonnes of maize, mostly for livestock feeding, 1.2 million tonnes of wheat and 1.1 million tonnes of rice.

According to the Department of Statistics the year-on-year increase in the consumer price index (CPI) in December 2012 was recorded at 1.2 percent. The food and non-alcoholic beverages component of the CPI increased by 2 percent while the non-food component rose by 0.9 percent respectively.



Malaysia

Crop calendar (*major foodcrop)



Malaysia

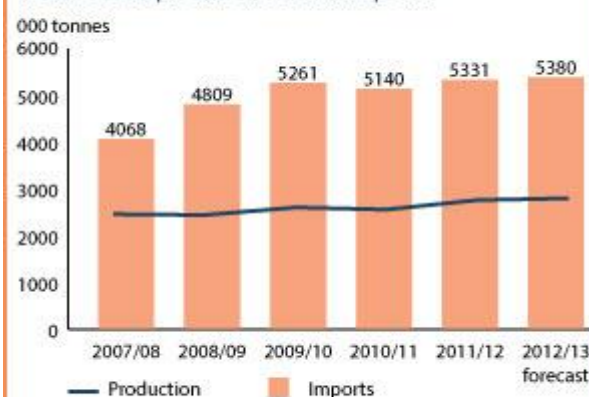
Cereal production

	2007-2011 average	2011	2012 estimate	change 2012/2011
	000 tonnes			percent
Rice (paddy)	2,474	2,665	2,700	1
Maize	92	97	100	3
Others	0	0	0	0
Total	2,566	2,762	2,800	1

Note: percentage change calculated from unrounded data.
Source: FAO/GIEWS Country Cereal Balance Sheets

Malaysia

Total cereal production and imports



Notes: Total cereal includes rice in milled terms. Split year refers to individual crop marketing years.
Source: FAO/GIEWS Country Cereal Balance Sheets

GIEWS Country Brief

Malaysia



Reference Date: 09-February-2012

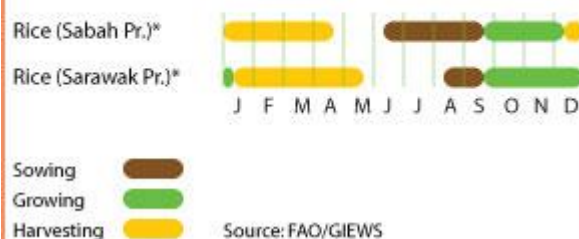
Harvesting of the 2012 paddy crop in Sabah and Sarawak commenced in January and will last until mid-March. Given above-average rainfall during the cropping season, favourable prospects are projected for the current paddy crop.

The 2011 crop harvested earlier in the year is officially estimated at a record level of 2.66 million tonnes, or 4.6 percent higher than the year before. However, the domestic production meets only about 60 percent of the national requirement. Practically all wheat and maize requirements are imported. Total cereal imports in 2011/12 (July/June) are forecast at about 5 million tonnes, comprising of about 2.8 million tonnes of maize mostly for livestock feeding and 1.2 million tonnes of wheat and 1 million tonnes of rice as food, more or less keeping in the long term trend.

The latest available official data indicate that a year-on-year increase in the Consumer Price Index (CPI) in December 2011 was 3.0 percent which showed a small increase from the month earlier.

Malaysia

Crop calendar (*major foodcrop)



Malaysia

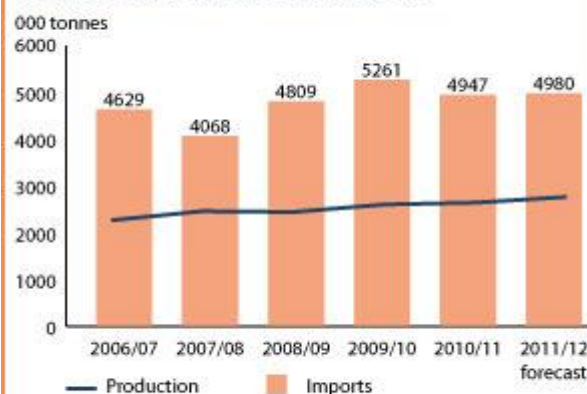
Cereal production

	2006-2010 average	2010	2011 estimate	change 2011/2010
	000 tonnes			percent
Rice (paddy)	2 395	2 548	2 665	5
Maize	89	95	100	5
Others	0	0	0	0
Total	2 484	2 643	2 765	5

Note: percentage change calculated from unrounded data.
Source: FAO/GIEWS Country Cereal Balance Sheets

Malaysia

Total cereal production and imports



Notes: Total cereal includes rice in milled terms. Split year refers to individual crop marketing years.
Source: FAO/GIEWS Country Cereal Balance Sheets

GIEWS Country Brief

Malaysia



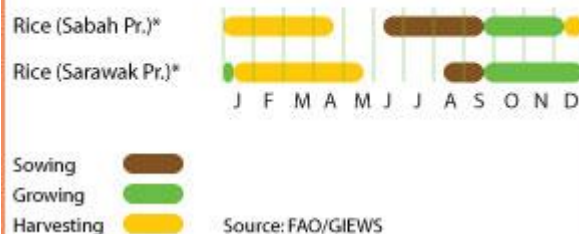
Reference Date: 22-November-2011

Paddy crop is currently at the mid growing stage in Sabah and Sarawak provinces and will be harvested until early 2012. The 2011 crop harvested earlier in the year is officially estimated at a record level of 2.66 million tonnes, or 4.6 percent higher than the year before. However, the domestic production meets only about 60 percent of the national requirement. Practically all wheat and maize requirements are imported. Total cereal imports in 2011/12 (July/June) are forecast at about 5 million tonnes, comprising of about 2.8 million tonnes of maize mostly for livestock feeding and 1.2 million tonnes of wheat and 1 million tonnes of rice as food, more or less keeping in the long term trend.

The latest available official data indicate that a year-on-year increase in the consumer Price Index (CPI) in September 2011 was 3.4 percent which showed a small increase from the month earlier.

Malaysia

Crop calendar (*major foodcrop)



Malaysia

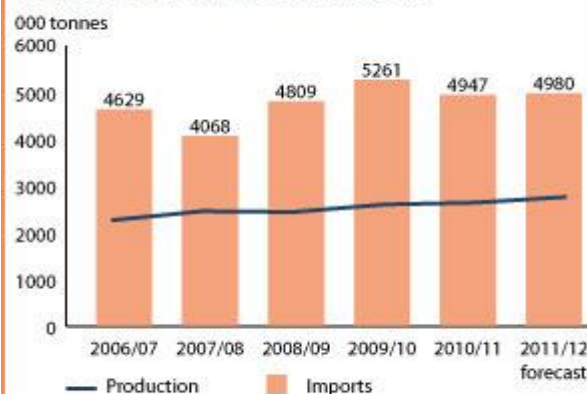
Cereal production

	2006-2010 average	2010	2011 estimate	change 2011/2010
	000 tonnes			percent
Rice (paddy)	2 395	2 548	2 665	5
Maize	89	95	100	5
Others	0	0	0	0
Total	2 484	2 643	2 765	5

Note: percentage change calculated from unrounded data.
Source: FAO/GIEWS Country Cereal Balance Sheets

Malaysia

Total cereal production and imports



Notes: Total cereal includes rice in milled terms. Split year refers to individual crop marketing years.
Source: FAO/GIEWS Country Cereal Balance Sheets

GIEWS Country Brief

Malaysia

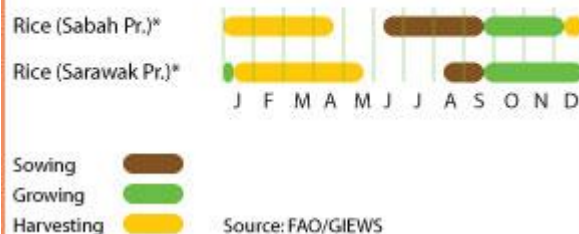


Reference Date: 11-February-2011

About one-third of domestic rice consumption is based on imports. Practically all wheat and maize requirements are imported. Total cereal imports in 2010/11 are estimated at 4.77 million tonnes, comprising of about 2.6 million tonnes of maize mostly for livestock feeding and 1.32 million tonnes of wheat and 850 000 tonnes of rice as food) more or less keeping in the current trend.

Malaysia

Crop calendar (*major foodcrop)



Malaysia

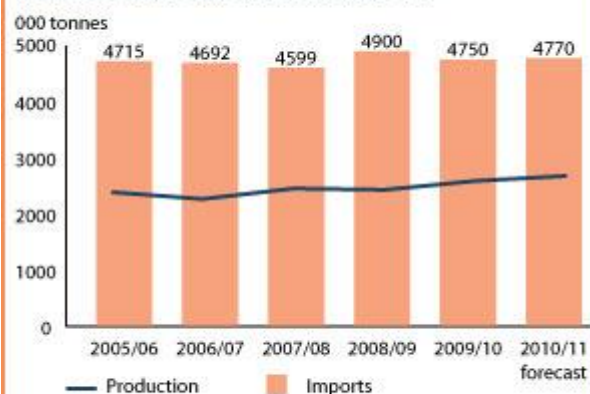
Cereal production

	2005-2009 average	2009	2010 forecast	change 2010/2009 percent
	000 tonnes			percent
Rice (paddy)	2347	2510	2600	4
Maize	79	79	79	0
Total	2426	2589	2679	3

Note: percentage change calculated from unrounded data.
Source: FAO/GIEWS Country Cereal Balance Sheets

Malaysia

Total cereal production and imports



Notes: Total cereal includes rice in milled terms. Split year refers to individual crop marketing years.
Source: FAO/GIEWS Country Cereal Balance Sheets